

# INFORMATION FOR AUTHORS SUBMISSION PROCESS

## **Before submitting a manuscript, please gather the following information:**

- All Authors First Names, Middle Names/Initials, Last Names
- Author affiliations/Institutions
- Departments
- Phone and Fax Numbers
- Street Addresses
- E-mail Addresses
- Title and Running Title (you may copy and paste these from your manuscript) YOUR TITLE MUST BE UNDER 80 CHARACTERS (including spaces)

## **File Formats**

- Manuscript files in Word or Text formats

## **Cover Letter**

A cover letter is required and must state that the manuscript has not been published elsewhere, except in abstract form, and is not under simultaneous consideration by another journal.

Once a decision is made by the Editor on your manuscript, the Journal office will send you an Author Release form and a Conflict of Interest form only if your manuscript has been accepted for revision.

## **Abstracts**

For articles that require abstracts either Structured (250 words) or Unstructured (150 words), see website for Manuscript Category specifications.

Articles with structured abstracts should be submitted under conventional headings of introduction, methods and materials, results, discussion, but other headings will be considered if more suitable.

## **Figures Ideal resolution/Minimum resolution**

- Figures/Images in TIF, EPS, PDF, or JPG formats (must follow high resolution formats below)
- Line Bitmap 1200 dpi (ideal) 600 dpi (min)
- Color photo CMYK 300 dpi (ideal) 200 dpi (min)
- B/W halftone (black and white photo) Grayscale 300 dpi (ideal) 200 dpi (min)
- Line/halftone Grayscale 600 dpi (ideal) 200 dpi (min)

## **Tables**

- Tables accepted in DOC format only.
- Type tables double-spaced on pages separate from the text.
- Provide a table number and title for each.
- Particular care should be taken in the preparation of tables to ensure that the data are presented clearly and concisely.
- Each column should have a short or abbreviated heading.
- Place explanatory matter in footnotes, not in the heading.
- Do not submit tables as photographs.

## **Acknowledgements**

Acknowledgements, including recognition of financial support, should be typed on a separate page at the end of the text.

The SI system (système international d'unités) should be used in reporting all laboratory data, even if originally reported in another system.

## **References**

- References should be numbered in the order of their citation in the text. Those cited only in tables and legends for illustrations are numbered according to the sequence established by the first identification in the text of a particular table or illustration.
- Titles of journals should be abbreviated according to the style used in Index Medicus.

- List all authors when there are six or fewer; for seven or more, list only the first three and add "et al".
- Provide the full title, year of publication, volume number and inclusive pagination for journal articles.
- Unpublished articles should be cited as [in press]. Do not reference unpublished or "submitted" papers; these can be mentioned in the body of the text.
- Avoid "personal communications" and, if necessary, include them in the body of the text, not among the references.
- Reference citations should not include unpublished presentations or other non-accessible material.
- Books or chapter references should also include the place of publication and the name of the publisher.

For Uniform Requirements for Sample References go to [http://www.nlm.nih.gov/bsd/uniform\\_requirements.html](http://www.nlm.nih.gov/bsd/uniform_requirements.html).

Examples of correct forms of reference:

### *Journals*

1. Rose ME, Huerbin MB, Melick J, et al. Regulation of interstitial excitatory amino acid concentrations after cortical contusion injury. *Brain Res.* 2002;935(1-2):40-6.

### *Chapter in a book*

1. Meltzer PS, Kallioniemi A, Trent JM. Chromosome alterations in human solid tumors. In: Vogelstein B, Kinzler KW, editors. *The genetic basis of human cancer*. New York: McGraw-Hill; 2002. p. 93-113.

## **Permissions and Releases**

- Any non-original material (quotations, tables, figures) must be accompanied by written permission from the author and the copyright owner to reproduce the material in the Journal.
- Photographs of recognizable persons must be accompanied by a signed release from the legal guardian or patient authorizing publication.

## **Conflict of Interest**

Authors who have non-scientific or non-academic gain, whether it be financial or other, from publishing their article are responsible for declaring it to the Editor. Any financial interest, research grant, material support, or consulting fee associated with the contents of the manuscript must be declared to the Editor.

These guidelines apply to each author and their immediate families. Conflicts of interest are not necessarily wrong, nor do they necessarily change the scientific validity of research or opinion, but the Journal and readers should be aware of the conflict. If the Editor considers the conflict to compromise the validity of the paper, it will not be accepted for publication.

Authors, editorial staff and reviewers are asked to declare any relationship that would be considered as a conflict of interest whether or not they believe that a conflict actually exists.

Information that the Journal receives about conflict or potential conflict will be kept confidential unless the Editor or Associate Editor considers it to be important to readers. Such conflicts will be published in the author credits or as a footnote to the paper, with knowledge of the authors.

*For detailed instructions regarding style and layout refer to "Uniform requirements for manuscripts submitted to biomedical journals". Copies of this document may be obtained on the website <http://www.icmje.org>.*

After the manuscript is submitted, you will be asked to select the order you would like the files to be displayed in a merged PDF file that the system will create for you.

# INFORMATION FOR AUTHORS SUBMISSION PROCESS *(continued)*

Next, you will be directed to a page that will allow you to review your converted manuscript. If the conversion is not correct, you can replace or delete your manuscript files as necessary.

You may also add additional files at this time. After you have reviewed the converted files, you will need to click on "Approve Converted Files." This link will have a red arrow next to it. Throughout the system, red arrows reflect pending action items that you should address.

## Getting Help

If you need additional help, you can click on the help signs spread throughout the system. A help dialog will pop up with context-sensitive help.

## Manuscript Status

After you approve your manuscript, you are finished with the submission process.

You can access the status of your manuscript at any time via:

Logging into the AllenTrack system with your password

Clicking on the link represented by your manuscript tracking number and abbreviated title

Clicking on the "Check Status" link at the bottom of the displayed page

This procedure will display detailed tracking information about where your manuscript is in the submission/peer-review process.

## Manuscript Categories include:

- Review Article\*
- Original Article\*
- Historical Article\*
- Editorial
- Neuroimaging Highlights\*
- Critically Appraised Topics (CATs)
- Brief Communications
- Reflections
- Obituary
- Letters to the Editor
- Medical Hypothesis
- Commentary
- Experimental Neuroscience
- Autobiographies (by invitation only)

*\* preferred Manuscript Category*

## Starting

The manuscript submission process starts by pressing the "Submit Manuscript" link. Please make sure you have gathered all the required manuscript information listed above BEFORE starting the submission process.

<http://cjns.allentrack.net/cgi-bin/main.plex>

*To view and download General Manuscript Specifications, applicable to all Manuscript Categories, in addition to the specifications of a specific Manuscript Category, please visit <http://www.cjns.org> and click the "Authors" tab on the right side of the Journal website.*

All editorial matter in the CJNS represents the opinions of the authors and not necessarily those of the Canadian Neurological Sciences Federation (CNSF). The CNSF assumes no responsibility or liability for damages arising from any error or omission or from the use of any information or advice contained in the CJNS.



## ADVERTISERS INDEX

<b>CNSF</b>	<i>Board of Directors</i>	A-19
<b>CNSF Congress</b>	<i>2013 Sponsors</i>	IFC
<b>CSCN 2013 Examinations</b>	<i>EEG/EMG Exam Dates and Locations</i>	A-9
<b>King Medical</b>	<i>Medical Supplies</i>	A-9
<b>Pfizer</b>	<i>Lyrca</i>	A-3 / A-14, A-15
<b>Teva</b>	<i>Copaxone</i>	OBC / A-16, A-17
<b>University Hospital of Northern BC</b>	<i>Neurologists</i>	A-18
<b>UCB Canada</b>	<i>Vimpat</i>	A-4, A-5 / PI A-10 to A-13
<b>UBC Department of Medicine</b>	<i>Fipke Professorship</i>	A-18
<b>UBC Faculty of Medicine</b>	<i>Margolese National Brain Disorders Prize</i>	A-9



FACULTY OF MEDICINE

## THE MARGOLESE NATIONAL BRAIN DISORDERS PRIZE

The University of British Columbia is currently seeking nominations for the **2013 Margolese National Brain Disorders Prize** with a value of C\$50,000.

**Purpose of the Prize:** The *Margolese National Brain Disorders Prize* will be awarded annually to a Canadian citizen who has made outstanding contributions to the treatment, amelioration, or cure of **brain disorders**. The Prize is awarded with the expectation that the Prize recipients will continue to demonstrate excellence in their field of work.

**Deadline for nominations:** February 15th, 2013  
11:59 pm, PST

**For further information:** [med.ubc.ca/margolese](http://med.ubc.ca/margolese)



## KING MEDICAL THE CANADIAN ELECTRODE PLACE

- ALPINE BIOMED Mono/Conc. Needles
- AMBU Blue Sensor • Neuroline
- CHALGREN Needles • Bar/Ring/Clip
- KENDALL Adhesive • NuTab
- MAVIDON Lemon Skin Prep
- NIKOMED USA Adhesive Electrodes
- PARKER LAB. Electrode Paste
- TECHNOMED Corkscrew • Mono/Conc.
- 3M CANADA Micropore • Transpore
- VERMED Adhesive Electrodes
- D.O. WEAVER Ten20 • NuPrep

Clavis™ • MyoGuide™ • Chalgren • Inoject™  
Large stock of Hypodermic Needles

Tel 905-833-3545 Fax 905-833-3543

E-mail: [soren@kingmedical.com](mailto:soren@kingmedical.com)

Web Site: [www.kingmedical.com](http://www.kingmedical.com)

King Medical Ltd.  
145 Kingsworth Road  
King City • Ontario L7B 1K1



Canadian Society of  
Clinical Neurophysiologists

Société canadienne de  
neurophysiologie clinique

## 2013 Canadian Examinations

### Electroencephalography (EEG)      Electromyography (EMG)

To assure and maintain a high standard of competence in clinical electroencephalography and electromyography across Canada, the Canadian Society of Clinical Neurophysiologists (CSCN) conducts an annual examination in EEG and EMG and related subjects for those eligible physicians entering EEG or EMG practice who elect to take it. Successful candidates will be given a certificate by the CSCN and will automatically be eligible for Active membership in the Society. The Provincial Licensing Bodies and the Royal College of Physicians and Surgeons of Canada have been informed of this examination and of the objective of the CSCN to maintain high standards in the practice of Clinical Neurophysiology in Canada.

#### EEG EXAM

**Date:** June 9, 2013  
**Venue:** Montreal, Quebec  
**Deadline for Application:** February 1, 2013  
**Examination Fee:** \$800

#### EMG EXAM

**Date:** June 1, 2013  
**Venue:** Montreal, Quebec  
**Deadline for Application:** February 1, 2013  
**Examination Fee:** \$800

Direct Examination Questions to Marika Fitzgerald  
Telephone: (403) 229-9544 • Email: [marika-fitzgerald@cnsfederation.org](mailto:marika-fitzgerald@cnsfederation.org)



## **i** Prescribing Summary

### **7** Patient Selection Criteria

**THERAPEUTIC CLASSIFICATION:** Antiepileptic Agent

#### INDICATIONS AND CLINICAL USE

**Adults (≥18 years of age):** VIMPAT (lacosamide) is indicated as adjunctive therapy in the management of partial-onset seizures in adult patients with epilepsy who are not satisfactorily controlled with conventional therapy. VIMPAT (lacosamide) solution for injection for intravenous use is an alternative when oral administration is temporarily not feasible.

**Geriatrics (≥65 years of age):** The clinical experience with VIMPAT in elderly patients with epilepsy is limited (n=18). Caution should be exercised during dose titration and age-associated decreased renal clearance should be considered in elderly patients (see **WARNINGS AND PRECAUTIONS, Special Populations, Geriatrics, DOSAGE AND ADMINISTRATION** and **ACTION AND CLINICAL PHARMACOLOGY, Special Populations and Conditions, Geriatrics**).

**Pediatrics (<18 years of age):** The safety and efficacy of VIMPAT in pediatric patients (<18 years of age) have not been established and its use in this patient population is not indicated (see **WARNINGS AND PRECAUTIONS, Special Populations, Pediatrics**). Only ten pediatric patients (16 to 17 years of age) participated in controlled trials of partial-onset seizures.

#### CONTRAINDICATIONS

- Patients who are hypersensitive to the active substance or to any of the excipients. For a complete listing, see the **DOSAGE FORMS, COMPOSITION AND PACKAGING** section of the product monograph.
- Patients with a history of, or presence of, second- or third-degree atrioventricular (AV) block.

### **8** Safety Information

#### WARNINGS AND PRECAUTIONS

##### **General** Withdrawal of Antiepileptic Drugs (AEDs)

As with all AEDs, VIMPAT (lacosamide) should be withdrawn gradually (over a minimum of 1 week) to minimize the potential of increased seizure frequency, (see **DOSAGE AND ADMINISTRATION, Recommended Dose and Dosage Adjustment, Cardiac Rhythm and Conduction Abnormalities**).

**PR Interval Prolongation** Second degree or higher AV block has been reported in post-marketing experience. Patients should be made aware of the symptoms of second-degree or higher AV block (e.g. slow or irregular pulse, feeling of lightheadedness and fainting), and told to contact their physician should any of these symptoms occur. VIMPAT should be used with caution in patients with known conduction problems (e.g. marked first-degree atrioventricular (AV) block, sick sinus syndrome without pacemaker), or with a history of severe cardiac disease such as myocardial ischemia or heart failure. In such patients, obtaining an ECG before beginning VIMPAT, and after VIMPAT is titrated to steady-state, is recommended. Caution should especially be exerted when treating elderly patients as they may be at increased risk of cardiac disorder or when VIMPAT is given with other drugs that prolong the PR interval (e.g. carbamazepine, pregabalin, lamotrigine or beta-blockers), as further PR prolongation is possible (see **DRUG INTERACTIONS**). In clinical trials of healthy subjects and patients with epilepsy, VIMPAT treatment was associated with PR interval prolongation in a dose-dependent manner (see **ACTION AND CLINICAL PHARMACOLOGY, Pharmacodynamics**). Patients with significant electrocardiographic (ECG) abnormalities were systematically excluded from these trials. The mean PR interval increase (at  $t_{max}$ ) in a clinical pharmacology ECG trial of healthy subjects was

13.6ms for the 400 mg/day VIMPAT group, 18.2ms for the 800 mg/day VIMPAT group, and 6.3ms for the placebo group. The mean increase in PR interval at the end of 12 weeks maintenance treatment for patients with partial-onset seizures who participated in the controlled trials was 1.4ms, 4.4ms, and 6.6ms for the VIMPAT 200, 400, and 600 mg/day groups, respectively, and -0.3ms for the placebo group. The mean maximum increase in PR interval in these controlled trials was 12.7ms, 14.3ms, and 15.7ms in the VIMPAT 200, 400, and 600 mg/day groups and 11.2ms in the placebo group. Among patients who participated in these controlled trials, asymptomatic first-degree atrioventricular (AV) block was detected on ECG and reported as an adverse reaction for 0.4% (4/944 patients) in the VIMPAT group and 0% (0/364 patients) in the placebo group (see **ADVERSE REACTIONS**).

**Atrial Fibrillation and Atrial Flutter** VIMPAT administration may predispose to atrial arrhythmias (atrial fibrillation or flutter), especially in patients with diabetic neuropathy and/or cardiovascular disease. Patients should be made aware of the symptoms of atrial fibrillation and flutter (e.g. palpitations, rapid or irregular pulse, shortness of breath) and told to contact their physician should any of these symptoms occur. Atrial fibrillation and flutter have been reported in open-label epilepsy trials and in post-marketing experience. No cases occurred in the short-term investigational trials of VIMPAT in epilepsy patients. In patients with diabetic neuropathy, 0.6% of patients treated with VIMPAT experienced an adverse reaction of atrial fibrillation or atrial flutter, compared to 0% of placebo treated patients.

**Syncope** In the short-term controlled trials of VIMPAT in epilepsy patients with no significant system illnesses, there was no increase in syncope compared to placebo. In the short-term controlled trials of VIMPAT in patients with diabetic neuropathy, 1.0% of patients who were treated with VIMPAT reported an adverse reaction of syncope or loss of consciousness, compared to 0% of placebo-treated patients with diabetic neuropathy. Most of the cases of syncope were observed in patients receiving doses above 400 mg/day. The cause of syncope was not determined in most cases. However, several were associated with either changes in orthostatic blood pressure, atrial flutter/fibrillation (and associated tachycardia), or bradycardia (see **ADVERSE REACTIONS, Intravenous Adverse Reactions**).

**Carcinogenesis and Mutagenesis** See **Product Monograph Part II: TOXICOLOGY, Carcinogenicity and Mutagenicity** for discussion on animal data.

**Hypersensitivity** Multiorgan hypersensitivity reactions (also known as **Drug Rash with Eosinophilia and Systemic Symptoms, or DRESS**), Stevens-Johnson Syndrome (SJS) and Toxic Epidermal Necrolysis (TEN) have been reported with anticonvulsants. Typically, although not exclusively, DRESS presents with fever and rash associated with other organ system involvement, that may or may not include eosinophilia, hepatitis, nephritis, lymphadenopathy, and/or myocarditis. Because these disorders are variable in their expression, other organ system signs and symptoms not noted here may also occur. If any of these hypersensitivity reactions are suspected, VIMPAT should be discontinued and alternative treatment started. One case of symptomatic hepatitis and nephritis was observed among 4011 subjects exposed to VIMPAT during clinical development. The event occurred in a healthy volunteer, 10 days after stopping VIMPAT treatment. The subject was not taking any concomitant medication and potential known viral etiologies for hepatitis were ruled out. The subject fully recovered within a month, without specific treatment. The case is consistent with a delayed multiorgan hypersensitivity reaction. Additional potential cases included 2 with rash and elevated liver enzymes and 1 with myocarditis and hepatitis of uncertain etiology. One case of SJS was reported in post-marketing experience during treatment with VIMPAT in combination with other antiepileptic drugs, but this case was not considered to be related to VIMPAT by the reporter. SJS was not reported during clinical development. No cases of TEN were reported during clinical development, and none have been reported in post-marketing experience.

**Neurologic Dizziness and Ataxia** Treatment with VIMPAT has been associated with dizziness and ataxia which could increase the occurrence of accidental injury or falls. In controlled clinical trials, dizziness was experienced by 25% of patients with partial-onset seizures taking 1 to 3 concomitant AEDs randomized to the recommended doses (200 to 400 mg/day) of VIMPAT (compared with 8% of placebo patients) and was the

adverse event most frequently leading to discontinuation (3%). Ataxia was experienced by 6% of patients randomized to the recommended doses (200 to 400 mg/day) of VIMPAT (compared to 2% of placebo patients) (see **ADVERSE REACTIONS, Clinical Trial Adverse Drug Reactions**). There was a substantial increase in the frequency of occurrence of these events when patients received VIMPAT doses greater than 400 mg/day. Accordingly, patients should be advised not to drive a car or to operate other complex machinery or perform hazardous tasks until they are familiar with the effects of VIMPAT on their ability to perform such activities (see **Part III: CONSUMER INFORMATION, Ophthalmological Effects**).

In controlled trials in patients with partial-onset seizures, VIMPAT treatment was associated with vision-related adverse events such as blurred vision (VIMPAT, 8%; placebo, 3%) and diplopia (VIMPAT, 11%; placebo, 2%). Three percent of patients randomized to VIMPAT discontinued treatment due to vision-related adverse events (primarily diplopia) (see **ADVERSE REACTIONS**). Patients should be informed that if visual disturbances occur, they should notify their physician promptly. If visual disturbance persists, further assessment, including dose reduction and possible discontinuation of VIMPAT, should be considered. More frequent assessments should be considered for patients with known vision-related issues or those who are already routinely monitored for ocular conditions.

**Psychiatric Suicidal Ideation and Behaviour** Suicidal ideation and behaviour have been reported in patients treated with antiepileptic agents in several indications. All patients treated with antiepileptic drugs, irrespective of indication, should be monitored for signs of suicidal ideation and behaviour and appropriate treatment should be considered. Patients (and caregivers of patients) should be advised to seek medical advice should signs of suicidal ideation or behaviour emerge. An FDA meta-analysis of randomized placebo controlled trials, in which antiepileptic drugs were used for various indications, has shown a small increased risk of suicidal ideation and behaviour in patients treated with these drugs. The mechanism of this risk is not known. There were 43892 patients treated in the placebo controlled clinical trials that were included in the meta-analysis. Approximately 75% of patients in these clinical trials were treated for indications other than epilepsy and, for the majority of non-epilepsy indications the treatment (antiepileptic drug or placebo) was administered as monotherapy. Patients with epilepsy represented approximately 25% of the total number of patients treated in the placebo controlled clinical trials and, for the majority of epilepsy patients, treatment (antiepileptic drug or placebo) was administered as adjunct to other antiepileptic agents (i.e., patients in both treatment arms were being treated with one or more antiepileptic drug). Therefore, the small increased risk of suicidal ideation and behaviour reported from the meta-analysis (0.43% for patients on antiepileptic drugs compared to 0.24% for patients on placebo) is based largely on patients that received monotherapy treatment (antiepileptic drug or placebo) for non-epilepsy indications. The study design does not allow an estimation of the risk of suicidal ideation and behaviour for patients with epilepsy that are taking antiepileptic drugs, due both to this population being the minority in the study, and the drug-placebo comparison in this population being confounded by the presence of adjunct antiepileptic drug treatment in both arms.

**Special Populations Women of Childbearing Potential / Contraception:** There was no clinically relevant interaction between lacosamide and oral contraceptives (ethinylestradiol and levonorgestrel) in clinical studies (see **DRUG INTERACTIONS, Drug-Drug Interactions, Oral Contraceptives**).

**Pregnant Women:** There are no studies with lacosamide in pregnant women. Studies in animals did not indicate any teratogenic effects in rats or rabbits, but embryotoxicity was observed in rats and rabbits at maternal toxic doses (see **TOXICOLOGY, Reproduction Studies**). Since the potential risk for humans is unknown, VIMPAT should not be used during pregnancy unless the benefit to the mother clearly outweighs the potential risk to the foetus. If women decide to become pregnant while taking VIMPAT, the use of this product should be carefully re-evaluated.

**Pregnancy Registry:** Physicians are advised to recommend that pregnant patients taking VIMPAT enroll in the North American Antiepileptic Drug Pregnancy Registry. This can be done by calling the toll free number 1-888-233-2334, and must be done by patients themselves. Information on the registry can also be found at the



following website: <http://www.aedpregnancyregistry.org/>.

**Nursing Women:** It is unknown whether lacosamide is excreted in human breast milk. Animal studies have shown excretion of lacosamide in breast milk. Because many drugs are excreted into human milk, a decision should be made whether to discontinue nursing or to discontinue lacosamide, taking into account the importance of the drug to the mother. **Fertility:** No adverse effects on male or female fertility or reproduction were observed in rats at doses producing plasma exposures (AUC) up to approximately 2 times the plasma AUC in humans at the maximum recommended human dose (MRHD) of 400 mg/day. **Geriatrics (≥65 years of age):** The experience with VIMPAT in elderly patients with epilepsy is limited (n=18). Although no dose reduction is necessary in elderly patients, caution should be exercised during dose titration and age-associated decreased renal clearance with an increase in AUC levels should be considered in elderly patients (see **DOSAGE AND ADMINISTRATION and ACTION AND CLINICAL PHARMACOLOGY, Special Populations and Conditions, Geriatrics**). **Pediatrics (<18 years of age):** VIMPAT is not indicated for use in pediatrics (<18 years of age) as there is insufficient data on safety and efficacy of the drug in this population (see **INDICATIONS and DOSAGE AND ADMINISTRATION, Monitoring and Laboratory Tests See WARNINGS AND PRECAUTIONS, Cardiac Rhythm and Conduction Abnormalities, Adverse Drug Reaction Overview**

In controlled clinical trials in patients with partial-onset seizures, 924 patients received VIMPAT (lacosamide). Some of the most frequently reported adverse reactions in controlled clinical trials with lacosamide treatment were dizziness, nausea, and vision-related events (e.g. diplopia, blurred vision). They were dose-related and usually mild to moderate in intensity. **Clinical Trial Adverse Drug Reactions** Because clinical trials are conducted under very specific conditions, the adverse reaction rates observed in the clinical trials may not reflect the rates observed in practice and should not be compared to the rates in the clinical trials of another drug. Adverse drug reaction information from clinical trials is useful for identifying drug-related adverse events and for approximating rates. Table 1 gives the incidence of treatment-emergent adverse events that occurred in ≥1% of adult patients with partial-onset seizures in the total VIMPAT group (n=944) and for which the frequency was greater than placebo, in controlled clinical trials. The majority of adverse events were reported with a maximum intensity of 'mild' or 'moderate'.

**Table 1: Treatment-Emergent Adverse Event Incidence in Double-Blind, Placebo-Controlled Partial-Onset Seizure Trials (Events ≥1% of Patients in the total VIMPAT group and More Frequent Than in the Placebo Group).**

MedDRA System Organ Class/ Preferred Term	Placebo N=364 %	200 mg/day N=270 %	400 mg/day N=471 %	600 mg/day N=203 %
<b>Ear and labyrinth disorders</b>				
Vertigo	1	5	3	4
Tinnitus	1	0	2	2
<b>Eye disorders</b>				
Diplopia	2	6	10	16
Vision blurred	3	2	9	16
Conjunctivitis	<1	2	<1	0
<b>Gastrointestinal disorders</b>				
Nausea	4	7	11	17
Vomiting	3	6	9	16
Diarrhoea	3	3	5	4
Constipation	1	1	2	4
Flatulence	0	3	2	1
Dyspepsia	1	1	2	2
Toothache	1	2	2	1
Dry Mouth	1	1	1	2
Hypoaesthesia oral	0	0	1	1
<b>General disorders and administration site conditions</b>				
Fatigue	6	7	7	15
Gait disturbance	<1	<1	2	4
Asthenia	1	2	2	4
Irritability	1	1	2	2
Chest pain	1	2	1	2
Pyrexia	1	2	1	1
Feeling drunk	0	0	1	3
Oedema peripheral	0	1	<1	2
Feeling abnormal	<1	0	1	2

**Table 1 Cont.: Treatment-Emergent Adverse Event Incidence in Double-Blind, Placebo-Controlled Partial-Onset Seizure Trials (Events ≥1% of Patients in the total VIMPAT group and More Frequent Than in the Placebo Group).**

MedDRA System Organ Class/ Preferred Term	Placebo N=364 %	200 mg/day N=270 %	400 mg/day N=471 %	600 mg/day N=203 %
<b>Infections and infestations</b>				
Nasopharyngitis	6	6	8	4
Bronchitis	0	2	1	1
Rhinitis	<1	<1	1	1
Ear infection	<1	1	1	0
Cystitis	<1	1	<1	1
Gastroenteritis	0	1	<1	0
<b>Injury, poisoning and procedural complications</b>				
Contusion	3	3	4	2
Skin laceration	2	2	3	3
Fall	<1	1	2	1
Head injury	<1	2	1	1
Joint sprain	0	1	1	2
<b>Investigations</b>				
Positive rombergism	0	1	1	2
Gamma-glutamyltransferase increased	<1	2	<1	1
White blood cell count decreased	<1	0	<1	2
<b>Metabolism and nutrition disorders</b>				
Decreased appetite	<1	<1	2	3
Hypercholesterolaemia	<1	1	1	1
<b>Musculoskeletal and connective tissue disorders</b>				
Muscle spasms	<1	1	1	2
Neck pain	<1	1	1	1
<b>Nervous system disorders</b>				
Dizziness	8	16	30	53
Headache	9	11	14	12
Ataxia	2	4	7	15
Somnolence	5	5	8	8
Tremor	4	4	6	12
Nystagmus	4	2	5	10
Balance disorder	0	1	5	6
Memory impairment	2	1	2	6
Cognitive disorder	<1	<1	2	2
Hypoaesthesia	1	2	2	2
Dysarthria	<1	<1	1	3
Disturbance in attention	1	0	1	2
<b>Psychiatric disorders</b>				
Depression	1	2	2	2
Insomnia	1	2	2	1
Confusional state	1	0	2	3
Mood altered	<1	1	1	2
<b>Respiratory, thoracic and mediastinal disorders</b>				
Dyspnoea	<1	0	1	1
Epistaxis	0	1	1	0
<b>Skin and subcutaneous tissue disorders</b>				
Pruritus	1	3	2	3
Hyperhidrosis	<1	0	1	2

**Table 2: Incidence of Most Common Dose-Related Treatment-Emergent Adverse Events in Double-Blind, Placebo-Controlled Partial-Onset Seizure Trials (Events ≥1% of Patients in the total VIMPAT group and More Frequent Than in the Placebo Group).**

MedDRA Preferred Term	Placebo N=364 %	200 mg/day N=270 %	400 mg/day N=471 %	600 mg/day N=203 %
Diplopia	2	6	10	16
Vision blurred	3	2	9	16
Nausea	4	7	11	17
Vomiting	3	6	9	16
Dizziness	8	16	30	53
Ataxia	2	4	7	15
Tremor	4	4	6	12
Nystagmus	4	2	5	10

#### Less Common Clinical Trial Adverse

**Drug Reactions (<1%):** Other adverse events reorted by <1% of patients with partial-onset seizures in the total VIMPAT group in placebo-controlled clinical trials that occurred more frequently than in the placebo group were:

**Eye disorders:** eye irritation

**Nervous system disorders:** hypokinesia

**Vascular disorders:** hot flush

**Cardiac** Dose-dependent prolongations in PR interval with VIMPAT have been observed in clinical studies in patients and in healthy subjects (see **ACTION AND CLINICAL PHARMACOLOGY**). In clinical trials in patients with partial-

onset seizures, asymptomatic first-degree AV block was observed as an adverse reaction in 0.4% (4/944) of patients randomized to receive VIMPAT and 0% (0/364) of patients randomized to receive placebo. In clinical trials in patients with diabetic neuropathy, asymptomatic first-degree AV block was observed as an adverse reaction in 0.6% (8/1393) of patients receiving VIMPAT and 0% (0/470) of patients receiving placebo. No second or higher degree AV block was seen in lacosamide treated epilepsy patients in controlled clinical trials. In clinical trials in patients with diabetic neuropathic pain, second-degree AV block has been rarely reported (<0.1%) (see **WARNINGS AND PRECAUTIONS**). However, cases with second and third degree AV block associated with lacosamide treatment have been reported in post-marketing experience (see **Post-Market Adverse Drug Reactions, Other Adverse Reactions in Patients with Partial-Onset Seizures** The following is a list of treatment-emergent adverse events reported by patients treated with VIMPAT in all clinical trials in patients with partial-onset seizures, including controlled trials and long-term open-label extension trials. Events addressed in other tables or sections are not listed here. Events included in this list from the controlled trials occurred more frequently on drug than on placebo and were based on consideration of VIMPAT pharmacology, frequency above that expected in the population, seriousness, and likelihood of a relationship to VIMPAT. Events are further classified within system organ class.

**Blood and lymphatic system disorders:** neutropenia, anemia  
**Cardiac disorders:** palpitations

**Nervous system disorders:** paresthesia, cerebellar syndrome

**Intravenous Adverse Reactions** Adverse reactions with intravenous administration generally appeared similar to those observed with the oral formulation, although intravenous administration was associated with local adverse events such as injection site pain or discomfort (2.5%), irritation (1%), and erythema (0.5%). One case of profound bradycardia (26 bpm; BP 100/60 mmHg) was observed in a patient during a 15 minute infusion of 150 mg VIMPAT. This patient was on a beta-blocker. Infusion was discontinued and the patient recovered. **Discontinuation Due to Adverse Events in Pre-marketing Controlled Clinical Studies** In controlled clinical trials in patients with partial-onset seizures, the rate of discontinuation as a result of an adverse event was 8% and 17% in patients randomized to receive VIMPAT at doses of 200 and 400 mg/day, respectively (placebo: 5%). At VIMPAT doses of 600 mg/day, 29% of the patients discontinued the trials due to adverse events. The adverse events most commonly (≥1% in the VIMPAT total group and greater than placebo) leading to discontinuation were dizziness, coordination abnormal, vomiting, diplopia, nausea, vertigo, and vision blurred. Other adverse events that led to discontinuation (<1% in the VIMPAT total group and greater than placebo) were typically CNS related and included tremor, nystagmus, fatigue, balance disorder, and disturbance in attention. **Comparison of Gender and Race:**

The overall adverse event rate was similar in male and female patients. Although there were few non-Caucasian patients, no differences in the incidences of adverse events compared to Caucasian patients were observed. **Abnormal Hematologic and Clinical Chemistry Findings:** Abnormalities in liver function tests have been observed in controlled trials with VIMPAT in adult patients with partial-onset seizures who were taking 1 to 3 concomitant anti-epileptic drugs. Elevations of ALT to ≥3x ULN (upper limit of normal) occurred in 0.7% (7/935) of VIMPAT patients and 0% (0/356) of placebo patients. One case of hepatitis with transaminases >20x ULN was observed in one healthy subject 10 days after VIMPAT treatment completion, along with nephritis (proteinuria and urine casts). Serologic studies were negative for viral hepatitis. Transaminases returned to normal within one month without specific treatment. At the time of this event, bilirubin was normal. The hepatitis/ nephritis was interpreted as a delayed hypersensitivity reaction to VIMPAT. **Drug Abuse and Dependence/Liability** Lacosamide showed no signs of abuse potential in three rat models. After prolonged administration to rats and dogs, there was no tolerance to lacosamide's pharmacological actions and abrupt cessation of treatment did not produce symptoms of psychological or physical dependence. In a human abuse potential study, single doses of 200 mg and 800 mg lacosamide produced euphoria-type subjective responses that differentiated



statistically from placebo; at 800 mg, these euphoria-type responses were statistically indistinguishable from those produced by alprazolam. The duration of the euphoria-type responses following lacosamide was less than that following alprazolam. A high rate of euphoria was also reported as an adverse event in the human abuse potential study following single doses of 800 mg lacosamide (15% [5/34]) compared to placebo (0%) and in two pharmacokinetic studies following single and multiple doses of 300-800 mg lacosamide (ranging from 6% [2/33] to 25% [3/12]) compared to placebo (0%). However, the rate of euphoria reported as an adverse event in the VIMPAT development program at therapeutic doses was less than 1%. Abrupt termination of lacosamide in clinical trials with diabetic neuropathic pain patients produced no signs or symptoms that are associated with a withdrawal syndrome indicative of physical dependence. However, psychological dependence cannot be excluded due to the ability of lacosamide to produce euphoria-type adverse events in humans.

**Post-Market Adverse Drug Reactions** Since the first global approval of VIMPAT on 29 August 2008 through 31 August 2011, there are approximately 123,654 patient-years of exposure to VIMPAT. In addition to the adverse events reported during clinical studies and listed above, the following adverse events have been reported in post-marketing experience. Table 3 is based on post-market spontaneous adverse event reports. The percentages shown are calculated by dividing the number of adverse events reported to the company by the estimated number of patient years exposed to VIMPAT. Because these adverse events are reported spontaneously from a population of uncertain size, it is not possible to reliably estimate their frequency. Furthermore, a causal relationship between VIMPAT and the emergence of these events has not been clearly established.

Table 3: Post-Market Spontaneous Adverse Event Reports

Adverse events	Reported Frequency		
	Uncommon <1% and ≥0.1%	Rare <0.1% and ≥0.01%	Very Rare <0.01%
<b>Immune system disorders</b>			
Drug hypersensitivity reactions		X	
Multisystem hypersensitivity reactions			X
<b>Blood and lymphatic system disorders</b>			
Leukopenia		X	
Thrombocytopenia		X	
<b>Cardiovascular disorders</b>			
Bradycardia		X	
Atrioventricular block		X	
Atrial fibrillation			X
Atrial flutter			X
Cardiac arrest			X
Cardiac failure			X
Myocardial infarction			X
<b>Hepatobiliary disorders</b>			
Liver function test abnormal		X	
<b>Metabolism and nutrition disorders</b>			
Hyponatremia		X	
<b>Nervous system disorders</b>			
Ataxia		X	
Syncope		X	
<b>Psychiatric disorders</b>			
Euphoric mood			X
Suicide attempt		X	
Suicide ideation		X	
Aggression		X	
Agitation		X	
Psychotic disorder		X	
Insomnia		X	
Hallucination		X	
<b>Skin and subcutaneous skin disorders</b>			
Rash	X		
Angioedema			X
Urticaria			X
Stevens-Johnson Syndrome			X

**Cardiac disorders:** Second and third degree AV block, and atrial fibrillation and atrial flutter associated with lacosamide treatment have been reported in post-marketing experience (see **WARNINGS AND PRECAUTIONS, Cardiac Rhythm and Conduction Abnormalities**).

**DRUG INTERACTIONS** VIMPAT (lacosamide) should be used with caution in patients treated with medicinal products known to be associated with PR prolongation (e.g. carbamazepine, lamotrigine, pregabalin, beta-blockers) and in patients treated with class I antiarrhythmic drugs (see **WARNINGS AND PRECAUTIONS, Cardiac Rhythm and Conduction Abnormalities**). **In Vitro Assessment of Drug Interactions** *In vitro* metabolism studies indicate that lacosamide does not induce the enzyme activity of drug metabolizing cytochrome P450 isoforms CYP1A2, 2B6, 2C9, 2C19 and 3A4 at concentrations (12.5 µg/mL) close to the human peak plasma concentration (10.9 µg/mL,  $C_{max}$ , steady state at maximum recommended human dose (MRHD) of 400 mg/day). At concentrations 10 times higher (125 µg/mL), enzyme activities were less than 2-fold increased. Lacosamide did not inhibit CYP 1A1, 1A2, 2A6, 2B6, 2C8, 2C9, 2D6, 2E1, 3A4/5 at concentrations up to 1000-fold greater than the  $C_{max}$  for 400 mg/day. The inhibitory concentrations ( $IC_{50}$ ) of CYP3A4, 3A5, 2C9 and 1A1 by lacosamide are at least 70-fold higher than the  $C_{max}$  for 400 mg/day. *In vitro* data suggest that lacosamide has the potential to inhibit CYP2C19 at therapeutic concentrations (60% inhibition at 25 µg/mL). However, an *in vivo* evaluation in healthy subjects showed no inhibitory effect of lacosamide (600 mg/day administered as 300 mg BID dosing) on the single dose pharmacokinetics of omeprazole (40 mg). Lacosamide is a CYP2C19 substrate. The relative contribution of other CYP isoforms or non-CYP enzymes in the metabolism of lacosamide is not clear. Lacosamide was not a substrate or inhibitor for P-glycoprotein. Since <15% of lacosamide is bound to plasma proteins, a clinically relevant interaction with other drugs through competition for protein binding sites is unlikely. **In Vivo Assessment of Drug Interactions** Drug-drug interaction studies in healthy subjects showed no pharmacokinetic interactions between VIMPAT and carbamazepine, valproic acid, digoxin, metformin, omeprazole, midazolam, or an oral contraceptive containing ethinylestradiol and levonorgestrel. There was no evidence for any relevant drug-drug interaction of VIMPAT with common AEDs in the placebo-controlled clinical trials in patients with partial-onset seizures. The lack of pharmacokinetic interaction does not rule out the possibility of pharmacodynamic interactions, particularly among drugs that affect the heart conduction system. **Drug – Drug Interactions** Drug-Interaction Studies with AEDs: *Effect of VIMPAT on concomitant AEDs:* VIMPAT 400 mg/day had no influence on the pharmacokinetics of 600 mg/day valproic acid and 400 mg/day carbamazepine in healthy subjects. The placebo-controlled clinical studies in patients with partial-onset seizures showed that steady-state plasma concentrations of levetiracetam, carbamazepine, carbamazepine epoxide, lamotrigine, topiramate, oxcarbazepine monohydroxy derivative (MHD), phenytoin, valproic acid, phenobarbital, gabapentin, clonazepam, and zonisamide were not affected by concomitant intake of VIMPAT at 200 to 600 mg/day. *Effect of concomitant AEDs on VIMPAT:* Drug-drug interaction studies in healthy subjects showed that 600 mg/day valproic acid had no influence on the pharmacokinetics of 400 mg/day VIMPAT. Likewise, 400 mg/day carbamazepine had no influence on the pharmacokinetics of VIMPAT (400 mg/day) in a healthy subject study. Population pharmacokinetics results in patients with partial-onset seizures showed small reductions (approximately 25% lower) in lacosamide plasma concentrations when VIMPAT (200 to 600 mg/day) was coadministered with carbamazepine, phenobarbital or phenytoin. **Drug-Drug Interaction Studies with Other Drugs:** **Digoxin** VIMPAT (400 mg/day) did not affect pharmacokinetics of digoxin (0.5 mg once daily) in a study in healthy subjects. There was no effect of digoxin on the pharmacokinetics of VIMPAT. **Metformin** There were no clinically relevant changes in metformin levels following co-administration of VIMPAT (400 mg/day). Metformin (500 mg three times a day) had no effect on the pharmacokinetics of VIMPAT (400 mg/day) in healthy subjects. **Omeprazole** Omeprazole is a CYP2C19 substrate and inhibitor. Omeprazole (40 mg once daily) increased the AUC of lacosamide by 19% (300 mg, single dose), which is unlikely to be clinically significant. Lacosamide (600 mg/day) did not affect the single-dose pharmacokinetics of omeprazole (40 mg) in healthy subjects. **Midazolam** Midazolam is a 3A4 substrate. VIMPAT administered as a single 200 mg dose or repeated doses of 400 mg/day (200 mg BID) to healthy subjects had no clinically relevant effect on the AUC of midazolam, but slightly increased the  $C_{max}$  over time (30% after 13 days). **Oral Contraceptives** In an interaction trial in healthy subjects, there

was no clinically relevant interaction between lacosamide (400 mg/day) and the oral contraceptives ethinylestradiol (0.03 mg) and levonorgestrel (0.15 mg). Progesterone concentrations were not affected when the medicinal products were co-administered (see **WARNINGS AND PRECAUTIONS, Women of Childbearing Potential/Contraception**). **Drug-Food Interactions** VIMPAT is completely absorbed after oral administration. Food does not affect the rate or extent of absorption. **Drug-Herb Interactions** Interactions with herbal products have not been evaluated. **Drug-Laboratory Interactions** Interactions with laboratory tests have not been observed. **REPORTING SUSPECTED SIDE EFFECTS** You can report any suspected adverse reactions associated with the use of health products to the Canada Vigilance Program by one of the following 3 ways:

- Report online at [www.healthcanada.gc.ca/medefect](http://www.healthcanada.gc.ca/medefect)
- Call toll-free at 1-866-234-2345
- Complete a Canada Vigilance Reporting Form and:
  - Fax toll-free to 1-866-678-6789, or
  - Mail to: Canada Vigilance Program  
Health Canada  
Postal Locator 0701D  
Ottawa, ON K1A 0K9

## Administration

### DOSAGE AND ADMINISTRATION

**General Considerations** VIMPAT (lacosamide) may be taken with or without food. **Film-coated tablets** On the first day of treatment the patient starts with VIMPAT 50 mg tablets twice a day. During the second week, the patient takes VIMPAT 100 mg tablets twice a day. Depending on response and tolerability, VIMPAT 150 mg tablets may be taken twice a day during the third week and VIMPAT 200 mg tablets twice a day during the fourth week. **Solution for injection** The solution for injection is infused over a period of 30 to 60 minutes twice daily. VIMPAT solution for injection can be administered intravenously (IV) without further dilution. Conversion to or from oral and IV administration can be done directly without titration. The total daily dose and twice daily administration should be maintained. There is experience with twice daily infusions of VIMPAT up to 5 days (n=53). **Compatibility and Stability** VIMPAT solution for injection can be administered intravenously without further dilution or may be mixed with diluents. VIMPAT solution for injection was found to be physically compatible and chemically stable when mixed with the following diluents for at least 24 hours and stored in glass or polyvinyl chloride (PVC) bags at room temperature (15-30°C).

Diluents:

Sodium Chloride Injection 0.9% (w/v)

Dextrose Injection 5% (w/v)

Lactated Ringer's Injection

The stability of VIMPAT solution for injection in other infusion solutions has not been evaluated. Product with particulate matter or discoloration should not be used. Any unused portion of VIMPAT solution for injection should be discarded. Do not use if solution shows haziness, particulate matter, discoloration or leakage. **Recommended Dose and Dosage Adjustment**

**Adults** The recommended starting dose for VIMPAT is 50 mg twice a day, with or without food, which should be increased to an initial therapeutic dose of 100 mg twice a day after one week. Depending on patient response and tolerability, the maintenance dose can be further increased by 50 mg twice a day every week, to a maximum recommended daily dose of 400 mg (200 mg twice a day). Doses above 400 mg/day do not confer additional benefit, are associated with more severe and substantially higher frequency of adverse reactions and are not recommended. In accordance with current clinical practice, if VIMPAT has to be discontinued, it is recommended this be done gradually (e.g. taper the daily dose by 200 mg/week). VIMPAT therapy can be initiated with either oral or intravenous (IV) administration. **Patients with Renal Impairment** No dose adjustment is necessary in patients with mild or moderate renal impairment (creatinine clearance  $CL_{CR} > 30$  mL/min). A maximum dose of 300 mg/day is recommended for patients with severe renal impairment ( $CL_{CR} \leq 30$  mL/min) and in patients with end-stage renal disease. In all patients with any degree of renal impairment, the dose titration should be performed with caution (see **ACTION AND CLINICAL PHARMACOLOGY, Special**



**Populations and Conditions, Renal Impairment.** Following a 4-hour hemodialysis treatment, AUC of VIMPAT was reduced by approximately 50%. Thus, dosage supplementation of up to 50% following hemodialysis may be considered. Treatment of patients with end-stage renal disease should be made with caution as there is limited clinical experience in subjects (n=8) and no experience in patients, and there is accumulation of a metabolite (with no known pharmacological activity). **Patients with Hepatic Impairment** The dose titration should be performed with caution in patients with mild to moderate hepatic impairment. A maximum dose of 300 mg/day is recommended for patients with mild or moderate hepatic impairment. The pharmacokinetics of VIMPAT have not been evaluated in severe hepatic impairment. VIMPAT is not recommended in patients with severe hepatic impairment (see **ACTION AND CLINICAL PHARMACOLOGY, Special Populations and Conditions, Hepatic Impairment**).

**Geriatrics (≥65 years of age)** Clinical experience with VIMPAT in elderly patients with epilepsy is limited (n=18). Although no dose reduction is necessary in elderly patients, caution should be exercised during dose titration and age-associated decreased renal clearance with an increase in AUC levels should be considered in elderly patients (see **ACTION AND CLINICAL PHARMACOLOGY, Special Populations and Conditions, Geriatrics**). **Pediatrics (<18 years of age)** The safety and effectiveness of VIMPAT in pediatric patients <18 years has not been established, and therefore its use in this patient population is not indicated (see **INDICATIONS and WARNINGS AND PRECAUTIONS, Special Populations, Pediatrics**). **Missed Dose** If the patient misses a dose by a few hours, they should be instructed to take VIMPAT as soon as they remember. If it is close to their next dose, they should be instructed to take their medication at the next regular time. Patients should not take two doses at the same time.

#### OVERDOSAGE

For management of a suspected drug overdose, contact your regional Poison Control Centre.

**Signs, Symptoms, and Laboratory Findings of Acute Overdose in Humans** There is limited clinical experience with VIMPAT (lacosamide) overdose in humans. Clinical symptoms (dizziness and nausea) following doses of 1200 mg/day were mainly related to the central nervous system and the gastrointestinal system. There has been a single case of intentional overdose by a patient who self-administered 12 grams VIMPAT along with large doses of zonisamide, topiramate, and gabapentin. The patient presented in a coma and was hospitalized. An EEG revealed epileptic waveforms. The patient recovered 2 days later. During pre-marketing controlled clinical studies, no intentional overdose of VIMPAT resulted in death.

**Treatment or Management of Overdose** There is no specific antidote for overdose with VIMPAT. Standard decontamination procedures should be followed. General supportive care of the patient is indicated including monitoring of vital signs and observation of the clinical status of patient. A Poison Control Centre should be contacted for up to date information on the management of overdose with VIMPAT. Standard hemodialysis procedures result in significant clearance of VIMPAT (reduction of systemic exposure by 50% in 4 hours). Hemodialysis has not been performed in the few known cases of overdose, but may be helpful based on the patient's clinical state or in patients with significant renal impairment.

#### SUPPLEMENTAL PRODUCT INFORMATION

##### STORAGE AND STABILITY

Store at room temperature (15 – 30°C).

##### DOSAGE FORMS, COMPOSITION AND PACKAGING

###### VIMPAT (lacosamide) tablets

VIMPAT film-coated tablets are supplied as follows:

**50 mg tablet:** VIMPAT tablets 50 mg lacosamide are pink, oval, film-coated tablets debossed with "SP" on one side and "50" on the other. They are supplied in high density polyethylene (HDPE) bottles of 60 tablets.

**100 mg tablet:** VIMPAT tablets 100 mg lacosamide are dark yellow, oval, film-coated tablets debossed with "SP" on one side and "100" on the other. They are supplied in HDPE bottles of 60 tablets.

**150 mg tablet:** VIMPAT tablets 150 mg lacosamide are salmon, oval, film-coated tablets debossed with "SP" on one side and "150" on the other. They are supplied in HDPE bottles of 60 tablets.

**200 mg tablet:** VIMPAT tablets 200 mg lacosamide are blue, oval, film-coated tablets debossed with "SP" on one side and "200" on the other. They are supplied in HDPE bottles of 60 tablets.

VIMPAT tablets contain the following nonmedicinal ingredients: colloidal silicon dioxide, crospovidone, hydroxypropylcellulose, hypromellose, magnesium stearate, microcrystalline cellulose, polyethylene glycol, polyvinyl alcohol, talc, titanium dioxide, and dye pigments as specified below:

VIMPAT tablets are supplied as debossed tablets and contain the following coloring agents:

50 mg tablets: red iron oxide, black iron oxide, FD&C Blue #2/indigo carmine aluminum lake

100 mg tablets: yellow iron oxide

150 mg tablets: yellow iron oxide, red iron oxide, black iron oxide

200 mg tablets: FD&C Blue #2/indigo carmine aluminum lake

###### VIMPAT solution for injection

VIMPAT solution for injection is a clear, colorless, sterile solution containing 20 mL of 10 mg lacosamide per mL for intravenous infusion. The nonmedicinal ingredients are sodium chloride and water for injection. Hydrochloric acid is used for pH adjustment. VIMPAT solution for injection has a pH of 3.8 to 5.0.

VIMPAT solution for injection 10 mg/mL is supplied in 20 mL colorless single-use glass vials, 10 mg/mL vial.

###### Product Monograph available on request.

VIMPAT® is a registered trademark used under license from Harris FRC Corporation.

VIMPAT logo™ is a trademark used under license from Harris FRC Corporation.

UCB The Epilepsy Company® is a registered trademark of the UCB Group of Companies.

© 2012, UCB Canada Inc. All rights reserved.

Date of preparation: June 2012

UCB Canada Inc.

Oakville, Ontario

L6H 5R7




THE EPILEPSY COMPANY®



CANADIAN  
NEUROLOGICAL  
SCIENCES  
FEDERATION  
FÉDÉRATION  
DES SCIENCES  
NEUROLOGIQUES  
DU CANADA


## JOIN US IN MONTREAL FOR THE 48TH ANNUAL CONGRESS OF THE CANADIAN NEUROLOGICAL SCIENCES FEDERATION

JUNE 12TH TO 14TH, 2013  
precongress June 11th



Call for Abstracts  
Now Open

Visit our website for details  
[www.cnsfederation.org](http://www.cnsfederation.org)





### PRESCRIBING SUMMARY

### PATIENT SELECTION CRITERIA

#### THERAPEUTIC CLASSIFICATION

Analgesic Agent

#### INDICATIONS AND CLINICAL USE

LYRICA (pregabalin) is indicated for the management of neuropathic pain associated with diabetic peripheral neuropathy, postherpetic neuralgia and spinal cord injury. LYRICA is indicated for the management of pain associated with fibromyalgia. The efficacy of LYRICA in the management of pain associated with fibromyalgia for up to 6 months was demonstrated in a placebo-controlled trial in patients who had initially responded to LYRICA during a 6-week open-label phase.

#### Use in Special Populations

**Geriatrics (>65 years of age):** Pregabalin oral clearance tended to decrease with increasing age. This decrease in pregabalin oral clearance is consistent with age-related decreases in creatinine clearance. Reduction of pregabalin dose may be required in patients who have age-related compromised renal function (see Product Monograph, *WARNINGS AND PRECAUTIONS, Geriatrics* [*>65 years of age*]).

**Pediatrics (<18 years of age):** The safety and efficacy of pregabalin in pediatric patients (<18 years of age) have not been established.

**Renal:** There have been reports of patients, with or without previous history, experiencing renal failure while receiving pregabalin alone or in combination with other medications. Discontinuation of pregabalin showed reversibility of this event in some cases (see Product Monograph, *WARNINGS AND PRECAUTIONS; ADVERSE REACTIONS, Post-Marketing Adverse Drug Reactions; and DOSAGE AND ADMINISTRATION*). Because pregabalin is eliminated primarily by renal excretion, the dose of pregabalin should be adjusted as noted for elderly patients or those with renal impairment (see Product Monograph, *ACTION AND CLINICAL PHARMACOLOGY* and *DOSAGE AND ADMINISTRATION*).

**Pregnant Women:** There are no adequate and well-controlled studies in pregnant women. Pregabalin should be used during pregnancy only if the potential benefit justifies the potential risk to the fetus.

**Labour and Delivery:** The effects of pregabalin on labour and delivery in pregnant women are unknown.

**Nursing Women:** It is not known if pregabalin is excreted in human breast milk; however, it is present in the milk of rats. Because of the potential for adverse reactions in nursing infants from pregabalin, a decision should be made whether to discontinue nursing or to discontinue the drug, taking into account the importance of the drug to the mother.

#### CONTRAINDICATIONS

Patients who are hypersensitive to pregabalin or to any ingredient in the formulation or component of the container.

### SAFETY INFORMATION

#### WARNINGS AND PRECAUTIONS

**Angioedema:** There have been post-marketing reports of angioedema in patients, some without reported previous history/episode(s), during initial/acute and chronic treatment with LYRICA. Specific symptoms included swelling of the face, mouth (tongue, lips, and gums), neck, throat, and larynx/upper airway. There have been reports of life-threatening angioedema with respiratory compromise requiring emergency treatment. Some of these patients did not have reported previous history/episode(s) of angioedema. LYRICA should be immediately discontinued in patients with these symptoms. During the pre-marketing assessment of pregabalin in clinical trials, angioedema

was reported as a rare reaction (see Product Monograph, *ADVERSE REACTIONS, Less Common Clinical Trial Adverse Reactions and Post-Marketing Adverse Drug Reactions*).

Caution should be exercised when prescribing LYRICA to patients with previous history/episode(s) of angioedema and related events. In addition, patients who are taking other drugs associated with angioedema (eg, ACE-inhibitors) may be at increased risk of developing this condition.

**Hypersensitivity:** There have been post-marketing reports of hypersensitivity reactions (e.g. skin redness, blisters, hives, rash, dyspnea, and wheezing). Pregabalin should be discontinued immediately if such symptoms occur (see Product Monograph, *Post-Marketing Adverse Drug Reactions*).

**Renal Failure:** In both clinical trials of various indications and post-marketing database, there are reports of patients, with or without previous history, experiencing renal failure while receiving pregabalin alone or in combination with other medications. Discontinuation of pregabalin should be considered as it has shown reversibility of this event in some cases. Caution is advised when prescribing pregabalin to the elderly or those with any degree of renal impairment (see Product Monograph, *Special Populations, Renal; Abrupt or Rapid Discontinuation; ADVERSE REACTIONS, Post-Marketing Adverse Drug Reactions; and DOSAGE AND ADMINISTRATION*).

**Tumorigenic Potential:** In standard preclinical in vivo lifetime carcinogenicity studies of pregabalin, a high incidence of hemangiosarcoma was identified in two different strains of mice. The clinical significance of this finding is uncertain. Clinical experience during pregabalin's premarketing development provides no direct means to assess its potential for inducing tumors in humans.

**Ophthalmological Effects:** In controlled studies, pregabalin treatment was associated with vision-related adverse events such as blurred vision (amblyopia) (6% pregabalin and 2% placebo) and diplopia (2% pregabalin and 0.5% placebo). Approximately 1% of pregabalin-treated patients discontinued treatment due to vision-related adverse events (primarily blurred vision). Of the patients who did not withdraw, the blurred vision resolved with continued dosing in approximately half of the cases (see Product Monograph, *Post-Marketing Adverse Drug Reactions*).

Patients should be informed that if changes in vision occur, they should notify their physician.

**Peripheral Edema:** LYRICA may cause peripheral edema. In controlled peripheral neuropathic pain and fibromyalgia clinical trials, pregabalin treatment caused peripheral edema in 9% of patients compared with 3% of patients in the placebo group. In these studies, 0.7% of pregabalin patients and 0.3% of placebo patients withdrew due to peripheral edema (see Product Monograph, *ADVERSE REACTIONS, Peripheral Edema*).

In controlled clinical trials of up to 13 weeks in duration of patients without clinically significant heart or peripheral vascular disease, there was no apparent association between peripheral edema and cardiovascular complications such as hypertension or congestive heart failure. In the same trials, peripheral edema was not associated with laboratory changes suggestive of deterioration in renal or hepatic function.

Higher frequencies of weight gain and peripheral edema were observed in patients taking both LYRICA and a thiazolidinedione antidiabetic agent compared to patients taking either drug alone. As the thiazolidinedione class of antidiabetic drugs can cause weight gain and/or fluid retention, possibly exacerbating or leading to heart failure, care should be taken when co-administering LYRICA and these agents.

**Congestive Heart Failure:** In controlled clinical studies, events of congestive heart failure were reported at an infrequent rate (between 0.1% and 1%; see Product Monograph, *ADVERSE REACTIONS, Less Common Clinical Trial Adverse Reactions*).

There have been post-marketing reports of congestive heart failure in some patients receiving pregabalin (see Product Monograph, *ADVERSE REACTIONS, Post-marketing Adverse Drug Reactions*). Although this adverse reaction has mostly been observed in elderly cardiovascular-compromised patients during pregabalin treatment for a neuropathic pain indication, some cases have occurred in patients without

reported edema or previous history of cardiovascular disease. Pregabalin should be used with caution in these patients. Discontinuation of pregabalin may resolve the reaction.

**Serious Skin Reactions:** There have been very rare post-marketing reports of serious cutaneous reactions, including Stevens-Johnson Syndrome (SJS), Toxic Epidermal Necrolysis (TEN), dermatitis exfoliative, bullous skin reactions, and erythema multiforme in patients treated with LYRICA (see Post-Market Adverse Drug Reactions). Post-market reporting rate is generally accepted to be an underestimate due to under-reporting. Most of the reports were in patients taking concomitant medications also associated with the potential development of these serious skin reactions. Therefore, in most cases, causality in relation to LYRICA could not be clearly established. Patients should be advised that if they experience a skin rash, they should discontinue LYRICA treatment and contact their physician for assessment and advice.

**Gastrointestinal:** There have been post-marketing reports of events related to reduced lower gastrointestinal tract function (eg, intestinal obstruction, paralytic ileus, and constipation) in patients, some without reported previous history/episode(s), during initial/acute and chronic treatment with LYRICA, primarily in combination with other medications that have the potential to produce constipation. Some of these events were considered serious and required hospitalization. In a number of instances, patients were taking opioid analgesics including tramadol.

Caution should be exercised when LYRICA and opioid analgesics are used in combination, and measures to prevent constipation may be considered, especially in female patients and elderly as they may be at increased risk of experiencing lower gastrointestinal-related events (see Product Monograph, *ADVERSE REACTIONS, Post-Marketing Adverse Drug Reactions*).

**Weight Gain:** LYRICA may cause weight gain. In pregabalin-controlled peripheral neuropathic pain and fibromyalgia clinical trials with durations of up to 14 weeks, a gain of 7% or more over baseline weight was observed in 8% of pregabalin-treated patients and 3% of placebo-treated patients. Few patients treated with pregabalin (0.6%) withdrew from controlled trials due to weight gain (see Product Monograph, *ADVERSE REACTIONS, Weight Gain*).

Pregabalin-associated weight gain was related to dose and duration of exposure. Pregabalin-associated weight gain did not appear to be associated with baseline BMI, gender, or age. Weight gain was not limited to patients with edema and was not necessarily due to edema-related events (see Product Monograph, *WARNINGS AND PRECAUTIONS, Peripheral Edema*).

Although weight gain was not associated with clinically important changes in blood pressure in short-term controlled studies, the long-term cardiovascular effects of pregabalin-associated weight gain are unknown.

While the effects of pregabalin-associated weight gain on glycemic control have not been systematically assessed, in controlled and longer-term open-label clinical trials with diabetic patients, pregabalin treatment did not appear to be associated with loss of glycemic control (as measured by HbA<sub>1c</sub>).

**Dizziness and Somnolence:** LYRICA may cause dizziness and somnolence. In controlled studies, pregabalin caused dizziness in 32% of patients compared to 8% in placebo. Somnolence was experienced by 17% and 4% of the patients treated with pregabalin and placebo, respectively. These events begin shortly after the initiation of therapy and generally occur more frequently at higher doses. In these studies, dizziness and somnolence led to withdrawal of 5% (placebo: 0.5%) and 3% (placebo: 0.1%) of the pregabalin-treated patients, respectively. For the remaining patients who experienced these events, dizziness and somnolence persisted until the last dose of pregabalin in 35% and 49% of the patients, respectively (see Product Monograph, *ADVERSE REACTIONS, Tables 2, 4, and 11, and Post-Marketing Adverse Drug Reactions*).

**Abrupt or Rapid Discontinuation:** Following abrupt or rapid discontinuation of pregabalin, some patients reported symptoms including insomnia, nausea, headache, anxiety,



hyperhidrosis and diarrhea. Pregabalin should be tapered gradually over a minimum of one week rather than discontinued abruptly (see Product Monograph, *ADVERSE REACTIONS, Adverse Events Following Abrupt or Rapid Discontinuation*).

Convulsions, including status epilepticus and grand mal convulsions, have occurred in non-epileptic patients during treatment with LYRICA or after abrupt discontinuation (see *ADVERSE REACTIONS, Post-Marketing Adverse Drug Reactions*).

**Encephalopathy:** There have been serious post-marketing reports of encephalopathy, mostly in patients with underlying conditions that may precipitate encephalopathy. Some cases were reported in patients with a history of kidney or liver disease. Since there have been rare reports of renal failure with LYRICA, specific caution should be exercised when prescribing LYRICA to the elderly with age-related compromised renal function and patients with kidney disease or risk factors for renal failure (see *WARNINGS AND PRECAUTIONS, Renal Failure and ADVERSE REACTIONS, Post-Marketing Adverse Drug Reactions*).

**Suicidal Behaviour and Ideation:** There have been post-marketing reports of suicide-related events, including completed suicide, suicide attempt, and suicidal ideation in patients treated with LYRICA for a variety of indications such as neuropathic pain, fibromyalgia, etc. In some of these reports, underlying psychiatric disorders may have contributed to the event. The mechanism of this risk is not known. Patients should be monitored for signs of suicidal ideation and behaviours and appropriate treatment should be considered. Patients should be encouraged to report any distressing thoughts or feelings at anytime to their healthcare professional (see *ADVERSE REACTIONS, Post-Marketing Adverse Drug Reactions*).

#### ADVERSE REACTIONS

*Because clinical trials are conducted under very specific conditions, the adverse reaction rates observed in clinical trials may not reflect the rates observed in practice and should not be compared to the rates in clinical trials of another drug. Adverse drug reaction information from clinical trials is useful for identifying drug-related adverse events and for approximating rates.*

#### Clinical Trial Adverse Drug Reactions

**Most Common Adverse Events in All Pre-marketing Controlled Clinical Studies of Neuropathic Pain:** The most commonly observed adverse events ( $\geq 5\%$  and twice the rate of that seen in placebo) in pregabalin-treated patients were: dizziness, somnolence, peripheral edema, and dry mouth. Adverse events were usually mild to moderate in intensity.

#### Adverse Events from a Controlled Clinical Study in Neuropathic Pain Associated with Spinal Cord Injury:

The most commonly observed treatment-related adverse events ( $\geq 5\%$  and twice the rate of that seen in placebo) in pregabalin-treated patients were: somnolence, dizziness, asthenia, dry mouth, edema, myasthenia, constipation, thinking abnormal, amblyopia, and amnesia. Adverse events were usually mild to moderate in intensity.

#### Most Common Adverse Events in Controlled Clinical Studies in Fibromyalgia:

The most commonly observed treatment-related adverse events ( $\geq 5\%$  and twice the rate of that seen in placebo) in pregabalin-treated patients were: dizziness (37.5%), somnolence (18.6%), weight gain (10.6%), dry mouth (7.9%), blurred vision (6.7%), peripheral edema (6.1%), constipation (5.8%), and disturbance in attention (5.3%). Adverse events were usually mild to moderate in intensity.

To monitor drug safety, Health Canada collects information on serious and unexpected effects of drugs. If you suspect a patient has had a serious or unexpected reaction to this drug, you may notify Health Canada by telephone: 1-866-234-2345.

## ADMINISTRATION

### DOSING CONSIDERATIONS

#### Patients with Impaired Renal Function

Pregabalin is primarily eliminated from the systemic circulation by renal excretion as unchanged drug. In

some elderly patients and those with a medical history of significant renal insufficiency, daily dosages should be reduced accordingly (see Table in *Supplemental Product Information*).

#### Adults

**Neuropathic pain associated with diabetic peripheral neuropathy and postherpetic neuralgia:** The recommended starting dose for LYRICA is 150 mg/day, given in two or three divided doses (75 mg BID or 50 mg TID), with or without food in patients with a creatinine clearance rate of at least 60 mL/min. Efficacy of LYRICA has been demonstrated within the first week. Based on individual patient response and tolerability, the dose may be increased to 150 mg BID (300 mg/day) after one week.

For patients who experience significant and ongoing pain and can tolerate pregabalin 300 mg/day well, maximum daily dose of 600 mg (300 mg twice a day, BID) can be used. However, in clinical trials, LYRICA 600 mg/day did not provide additional significant efficacy and patients treated with this dose experienced markedly higher rates of adverse events and discontinued the trial more frequently (see Product Monograph, *ADVERSE REACTIONS, Tables 1 and 5*). Doses above 600 mg/day have not been studied and are not recommended.

#### Neuropathic pain associated with spinal cord injury:

The recommended starting dose for LYRICA is 150 mg/day, given in two divided doses (75 mg BID), with or without food in patients with a creatinine clearance rate of at least 60 mL/min. Efficacy of LYRICA has been demonstrated within the first week. Based on individual patient response and tolerability, the dose may be increased to 150 mg BID (300 mg/day) after one week.

For patients who experience significant and ongoing pain and can tolerate pregabalin 300 mg/day well, a maximum daily dose of 600 mg (300 mg twice a day, BID) may be considered. Doses above 600 mg/day have not been studied and are not recommended.

**Pain associated with fibromyalgia:** The recommended dosage is 300 to 450 mg/day, given in two divided doses. The recommended starting dose for LYRICA is 150 mg/day, given in two divided doses (75 mg BID), with or without food in patients with a creatinine clearance rate of at least 60 mL/min. Based on individual response and tolerability, the dose may be increased to 150 mg BID (300 mg/day) after one week. Patients who do not experience sufficient benefit with 300 mg/day may be further increased to 225 mg BID (450 mg/day). In some patients, efficacy of LYRICA has been demonstrated within the first week.

For patients who experience significant and ongoing pain and can tolerate pregabalin 300 mg/day well, maximum daily dose of 600 mg (300 mg twice a day, BID) can be used. However, in clinical trials of fibromyalgia, LYRICA 600 mg/day did not provide additional significant efficacy and patients treated with this dose experienced significantly higher rates of adverse events and discontinued the trial more frequently (see Product Monograph, *ADVERSE REACTIONS, Tables 7 and 10*). In view of the dose-related adverse events, the decision to treat patients with doses above 450 mg/day should be based on clinical judgment of the treating physician. Doses above 600 mg/day have not been studied and are not recommended.

#### ADMINISTRATION

LYRICA is given orally with or without food.

#### SUPPLEMENTAL PRODUCT INFORMATION

##### Warnings and Precaution

See the Product Monograph for further information on the following: tumorigenic potential, ophthalmological effects, peripheral edema, congestive heart failure, weight gain, dizziness and somnolence, sexual function/reproduction, and special populations.

##### Drug Interactions

**Overview:** Since pregabalin is predominately excreted unchanged in the urine, undergoes negligible metabolism in humans ( $\leq 2\%$  of a dose recovered in urine as metabolites), does not inhibit drug metabolism in vitro, and is not bound to plasma proteins, LYRICA (pregabalin) is unlikely to produce, or be subject to, pharmacokinetic interactions.

**Drug Abuse and Dependence/Liability:** Pregabalin is not known to be active at receptor sites associated with drugs of abuse. As with any CNS active drug, physicians should carefully evaluate patients for history of drug abuse and observe them for signs of LYRICA misuse or abuse (e.g., development of tolerance, dose escalation, drug-seeking behaviour).

#### ADMINISTRATION

**Dosage Adjustment Based on Renal Function:** Dosing adjustment should be based on creatinine clearance ( $Cl_{cr}$ ), as indicated in Table 1. Pregabalin is effectively removed from plasma by hemodialysis. Over a 4-hour hemodialysis treatment, plasma pregabalin concentrations are reduced by approximately 50%. For patients receiving hemodialysis, pregabalin daily dose should be adjusted based on renal function. In addition to the daily dose adjustment, a supplemental dose should be given immediately following every 4-hour hemodialysis treatment (see Table below).

**Table 1. Pregabalin Dosage Adjustment Based on Renal Function**

Creatinine Clearance ( $Cl_{cr}$ ) (mL/min)	Total Pregabalin Daily Dose (mg/day) <sup>a</sup> Recommended Dose Escalation*				Dose Regimen
	Starting dose	up to		Maximum daily dose	
$\geq 60$	150	300	450	600	BID or TID
30-60	75	150	225	300	BID or TID
15-30	25-50	75	100-150	150	QD or BID
<15	25	25-50	50-75	75	QD
<b>Supplementary dosage following hemodialysis (mg)<sup>b</sup></b>					
Patients on the 25 mg QD regimen: take one supplemental dose of 25 mg or 50 mg					
Patients on the 25-50 mg QD regimen: take one supplemental dose of 50 mg or 75 mg					
Patients on the 50-75 mg QD regimen: take one supplemental dose of 75 mg or 100 mg					
Patients on the 75 mg QD regimen: take one supplemental dose of 100 mg or 150 mg					

TID = Three divided doses; BID = Two divided doses; QD = Single daily dose.

\* Based on individual patient response and tolerability.

<sup>a</sup> Total daily dose (mg/day) should be divided as indicated by dose regimen to provide mg/dose.

<sup>b</sup> Supplementary dose is a single additional dose.

#### Overdose

For management of a suspected drug overdose, contact your regional Poison Control Centre.

#### Signs, Symptoms and Laboratory Findings of Acute Overdose in Humans:

The highest known dose of pregabalin received in the clinical development program in which there was no fatal outcome was 15,000 mg in 1 patient. The types of adverse events experienced by patients who received an overdose were not clinically different from other patients receiving recommended doses of pregabalin. In post-marketing experience, fatal outcomes in cases in which pregabalin has been taken in combination with other medications have been reported with a pregabalin overdose as low as 800 mg in a day. In none of these cases has pregabalin been established as the cause of death or in pregabalin monotherapy. The lowest fatal dose with pregabalin alone has not yet been identified.

The most commonly reported adverse events observed when pregabalin was taken in overdose (dose range from 800 mg/day up to 11,500 mg as a single dose) included affective disorder, somnolence, confusional state, depression, agitation, and restlessness.

**Treatment or Management of Overdose:** There is no specific antidote for overdose with pregabalin. If indicated, elimination of unabsorbed drug may be attempted by emesis or gastric lavage; usual precautions should be observed to maintain the airway. General supportive care of the patient is indicated including monitoring of vital signs and observation of the clinical status of the patient. A Certified Poison Control Center should be contacted for up-to-date information on the management of overdose with pregabalin.

**Hemodialysis:** Standard hemodialysis procedures result in significant clearance of pregabalin (approximately 50% in 4 hours) and should be considered in cases of overdose. Although hemodialysis has not been performed in the few known cases of overdose, it may be indicated by the patient's clinical state or in patients with significant renal impairment.

#### Availability of Dosage Forms

LYRICA is available in dosage strengths of 25 mg, 50 mg, 75 mg, 150 mg, 225 mg, and 300 mg capsules.


For a copy of the Product Monograph or full Prescribing Information, please contact: Pfizer Canada Medical Information at 1-800-463-6001 or visit [www.pfizer.ca](http://www.pfizer.ca).



Working together for a healthier world™

©2012  
Pfizer Canada Inc.  
Kirkland, Quebec  
H9J 2M5

TM Pfizer Inc., used under license  
LYRICA © C.P. Pharmaceuticals International C.V.,  
owner/Pfizer Canada Inc., Licensee



Pfizer is committed to environmentally friendly printing practices.

D000045052



# COPAXONE<sup>®</sup> (glatiramer acetate injection)

Treat from the start. Treat for the long run.



## Prescribing Summary



## Patient Selection Criteria

**THERAPEUTIC CLASSIFICATION:** Immunomodulator

### INDICATIONS AND CLINICAL USE

COPAXONE<sup>®</sup> is indicated for: the treatment of ambulatory patients with Relapsing Remitting Multiple Sclerosis (RRMS), to decrease the frequency of clinical exacerbations, to reduce the number and volume of active brain lesions identified on Magnetic Resonance Imaging (MRI) scans; for the treatment of patients who have experienced a single demyelinating event, accompanied by abnormal MRI scans and are considered to be at risk of developing Clinically Definite MS (CDMS), after alternative diagnoses are excluded, to delay the onset of definite MS, to decrease the number and volume of active brain lesions and overall disease burden (as identified by MRI scans). The safety and efficacy of COPAXONE<sup>®</sup> in chronic progressive MS have not been established.

### CONTRAINDICATIONS

COPAXONE<sup>®</sup> (glatiramer acetate) is contraindicated in patients with known hypersensitivity to glatiramer acetate or mannitol.



## Safety Information

### WARNINGS AND PRECAUTIONS

The only recommended route of administration of COPAXONE<sup>®</sup> (glatiramer acetate) injection is the subcutaneous route. COPAXONE<sup>®</sup> should not be administered by the intravenous route.

**Cardiovascular;** *Symptoms of Potentially Cardiac Origin:* Approximately 13% of COPAXONE<sup>®</sup> patients in the multicenter controlled trials (compared to 5% of placebo patients) experienced at least one episode of what was described as transient chest pain (see ADVERSE REACTIONS: Chest Pain). While some of these episodes occurred in the context of the Immediate Post-Injection Reaction (see ADVERSE REACTIONS: Immediate Post-Injection Reaction), many did not. The pathogenesis of this symptom is unknown. Patients in controlled clinical trials were free of significant cardiovascular problems (New York Heart Association Class I and II) and thus the risks associated with COPAXONE<sup>®</sup> treatment for Multiple Sclerosis patients with comorbid cardiovascular disease are unknown.

COPAXONE<sup>®</sup> has been associated with an Immediate Post-Injection Reaction consisting of a constellation of symptoms appearing immediately after injection that could include flushing, chest pain, palpitations, anxiety, dyspnea, constriction of the throat and urticaria (see ADVERSE REACTIONS: Immediate Post-Injection Reaction).

COPAXONE<sup>®</sup> has not been studied in patients with a history of severe anaphylactoid reactions, obstructive pulmonary disease or asthma, nor in patients under treatment for either of these two latter conditions. Particular caution is therefore advised regarding the use of COPAXONE<sup>®</sup> in such patients.

Anaphylactoid reactions associated with the use of COPAXONE<sup>®</sup> have been reported in rare instances (<1/1000) during the post-marketing period. Some cases required treatment with epinephrine and other appropriate medical treatment.

**General:** Patients should be instructed in aseptic reconstitution and self-injection techniques to assure the safe administration of COPAXONE<sup>®</sup> (glatiramer acetate), including a careful review of the Part III – Consumer Information. The first injection should be performed under the supervision of an appropriately qualified health care professional. Patient understanding and use of aseptic self-injection techniques and procedures should be periodically re-evaluated. Patients should be cautioned against the re-use of needles or syringes and instructed in safe disposal procedures. A puncture-resistant container for disposal of used needles and syringes should be used by the patient. Patients should be instructed on the safe disposal of full containers.

**Localized Adverse Reactions Associated with Subcutaneous Use:** At injection sites, localized lipatrophy and, rarely, injection-site skin necrosis have been reported during clinical trials and post-marketing experience. Lipatrophy may occur after treatment onset (sometimes as early as several months) and may be permanent. There is no known therapy for lipatrophy. To assist in possibly minimizing these events, the patient should be advised to follow proper injection technique and to rotate injection areas and sites on a daily basis (see Part III – Consumer Information).

**Immune:** *Considerations Involving the Use of a Product Capable of Modifying Immune Responses:* COPAXONE<sup>®</sup> is an antigenic substance and thus it is possible that detrimental host responses can occur

with its use. Whether COPAXONE<sup>®</sup> can alter normal human immune responses, such as the recognition of foreign antigens is unknown. It is therefore possible that treatment with COPAXONE<sup>®</sup> may undermine the body's defenses against infections and tumor surveillance. Systematic assessments of these risks have not been done. Continued alteration of cellular immunity due to chronic treatment with glatiramer acetate might result in untoward effects.

Glatiramer acetate-reactive antibodies are formed in practically all patients exposed to daily treatment with the recommended dose. Studies in both the rat and monkey have suggested that immune complexes are deposited in the renal glomeruli. Furthermore, in a controlled clinical trial of 125 RRMS patients given glatiramer acetate 20 mg for 2 years, serum IgG levels reached at least 3 times baseline values in 80% of patients by 3 months of initiation of treatment. By 12 months of treatment, however, 30% of patients still had IgG levels at least 3 times baseline values, and 90% had levels above baseline by 12 months. The antibodies are exclusively of the IgG subtype – and predominantly of the IgG-1 subtype. No IgE type antibodies could be detected in any of the 94 sera tested. Nevertheless, anaphylaxis can be associated with the administration of almost any foreign substance and, therefore, this risk cannot be excluded.

**Carcinogenesis and Mutagenesis:** Preclinical studies to assess the carcinogenic potential of glatiramer acetate in mice and rats do not suggest any evidence of carcinogenic potential related to glatiramer acetate administered subcutaneously at dose levels of up to 30 mg/kg/day in rats and 60 mg/kg/day in mice (see TOXICOLOGY: Carcinogenicity). The relevance of these findings for humans is unknown (see PRECAUTIONS – Considerations Involving the Use of a Product Capable of Modifying Immune Responses).

**Renal:** The pharmacokinetics of COPAXONE<sup>®</sup> in patients with impaired renal function have not been determined.

**Special Populations: Pregnant Women:** There are no adequate and well-controlled studies in pregnant women. No evidence of reproductive toxicity was observed in preclinical studies (see TOXICOLOGY: Reproduction and Teratology). Because animal reproduction studies are not always predictive of human response, this drug should be used during pregnancy only if clearly needed. During pre-marketing clinical trials with COPAXONE<sup>®</sup>, seven women conceived while being treated with the active drug. One case was lost to follow-up. Three of the patients electively discontinued pregnancy. Three patients stopped treatment 1, 1.5 and 2 months after learning they were pregnant; all delivered healthy babies.

**Nursing Women:** It is not known whether this drug is excreted in human milk. Because many drugs are excreted in human milk, treating a nursing woman with COPAXONE<sup>®</sup> should only be considered after careful risk/benefit assessment and be used with caution.

**Pediatrics (< 18 years of age):** The safety and effectiveness of COPAXONE<sup>®</sup> have not been established in individuals below 18 years of age.

**Geriatrics (> 65 years of age):** COPAXONE<sup>®</sup> has not been studied in the elderly (> 65 years old).

**Monitoring and Laboratory Tests:** Data collected pre- and post-market do not suggest the need for routine laboratory monitoring.

### ADVERSE REACTIONS

**Adverse Drug Reaction Overview:** In the 4 placebo-controlled clinical trials, the most commonly observed adverse events associated with the use of COPAXONE<sup>®</sup> occurring at an incidence of at least 10% and at least 1.5 times higher than in placebo-treated patients were: injection-site reactions, vasodilatation, rash, dyspnea and chest pain.

In the placebo-controlled clinical trials approximately 5% discontinued treatment due to an adverse event compared to 1% for placebo-treated patients. The adverse events most commonly associated with discontinuation were (in order of descending frequency): injection-site reactions, dyspnea, urticaria, vasodilatation and hypersensitivity. Treatment discontinuation due to a serious adverse event considered by investigators to be related to COPAXONE<sup>®</sup> treatment included a case of life-threatening serum sickness.

**Immediate Post-Injection Reaction:** Approximately 14% of Multiple Sclerosis patients exposed to COPAXONE<sup>®</sup> in the 4 placebo-controlled studies reported a post-injection reaction immediately following subcutaneous injection of COPAXONE<sup>®</sup> compared to 2% for placebo-treated patients. An immediate post-injection reaction is a constellation of symptoms occurring immediately after injection that includes at least two of the following: flushing, chest pain, palpitations, anxiety, dyspnea, constriction of the throat and urticaria (individual symptoms are listed separately in Table 1). These symptoms were invariably transient, self-limited, did not require specific treatment and in general, arose several months after initiation of treatment, although they may occur earlier in the course of treatment. A given patient may experience one or several episodes of these symptoms during treatment with COPAXONE<sup>®</sup>. Whether these episodes are mediated by an immunologic or non immunologic mechanism, and whether several similar episodes seen in a given patient have identical mechanisms is unknown. In fact, whether or not this constellation of symptoms actually represents a specific syndrome is unknown. During the post-marketing period, there have been reports of patients with similar symptoms who received emergency medical care (see WARNINGS AND PRECAUTIONS: Symptoms of Potentially Cardiac Origin).

**Chest Pain:** Approximately 13% of glatiramer acetate patients in the 4 placebo-controlled studies (compared to 5% of placebo patients) experienced at least one episode of what was described as transient chest pain. While some of these episodes occurred in the context of the Immediate Post-Injection Reaction described above, many did not. The temporal relationship of the chest pain to an injection of glatiramer acetate was not always known, although the pain was transient (usually lasting only a few minutes), often unassociated with other symptoms, and appeared to have no important clinical sequelae. Some patients experienced more than one such episode, and episodes usually began at least 1 month after the initiation of treatment. The pathogenesis of this symptom is unknown. Patients in clinical trials were free of significant cardiovascular disease (New York Heart Association Class I or II); therefore, the risks associated with glatiramer acetate treatment for Multiple Sclerosis patients with comorbid cardiovascular disease are unknown (see WARNINGS AND PRECAUTIONS: Symptoms of Potentially Cardiac Origin). For adverse event reporting, please contact Health Canada by phone at: 1-866-234-2345, or Teva Canada Innovation at: 1-800-283-0034.





# ADMINISTRATION

## DOSAGE AND ADMINISTRATION

COPAXONE® should only be prescribed by (or following consultation with) clinicians who are experienced in the diagnosis and management of Multiple Sclerosis. The only recommended route of administration of COPAXONE® (glatiramer acetate) injection is the subcutaneous route. COPAXONE® should not be administered by the intravenous route.

**Recommended Dose and Dosage Adjustment:** The recommended dose of COPAXONE® (glatiramer acetate injection) for the treatment of Clinically Isolated Syndrome and Relapsing Remitting MS is a daily injection of 20 mg given subcutaneously. Please see the Part III – Consumer Information – pre-filled syringe for instructions on the preparation and injection of COPAXONE®.

**Missed Dose:** If a dose is missed it should be taken as soon as possible. If, however, it is closer to the time of the next dose, skip the missed dose and resume at the usual dosing schedule.

Avoid giving 2 injections in the same 12-hour period.

## SUPPLEMENTAL PRODUCT INFORMATION

### ADVERSE REACTIONS

**Clinical Trial Adverse Drug Reactions:** Because clinical trials are conducted under very specific conditions, the adverse reaction rates observed in the clinical trials may not reflect the rates observed in practice and should not be compared to the rates in the clinical trials of another drug. Adverse drug reaction information from clinical trials is useful for identifying drug-related adverse events and for approximating rates. The adverse reaction data in this section is derived from 4 pivotal, double-blind, placebo-controlled clinical trials which were conducted during pre-marketing and post-marketing periods in a total of 512 patients treated with glatiramer acetate and 509 patients treated with placebo for up to 36 months. Three trials were conducted in RMS. The fourth trial was in patients presenting with a first clinical event and MRI features suggestive of MS and included 243 patients treated with glatiramer acetate and 238 patients treated with placebo. All adverse events were recorded by the clinical investigators, using terminology of their own choosing. To provide a meaningful estimate of the proportion of individuals having adverse events, similar types of events were grouped into standardized categories using MedDRA dictionary terminology. The following table lists treatment-emergent signs and symptoms that occurred in at least 2% of patients treated with glatiramer acetate in the placebo-controlled trials. These signs and symptoms were numerically more common in patients treated with glatiramer acetate than in patients treated with placebo.

Table 1: Controlled Trials – Incidence of Glatiramer Acetate Adverse Reactions ≥2% and More Frequent than Placebo

MedDRA Version 10.0		GA 20 mg (n=512) % of Patients	Placebo (n=509) % of Patients
<b>Blood and Lymphatic System Disorders</b>	Lymphadenopathy	7.2	2.9
<b>Cardiac Disorders</b>	Palpitations	7.6	3.3
	Tachycardia	4.7	1.6
<b>Eye Disorders</b>	Eye Disorder	3.3	1.2
	Diplopia	2.9	1.8
<b>Gastrointestinal Disorders</b>	Nausea	14.5	10.4
	Vomiting	7.4	4.3
	Constipation	7.0	6.3
	Dyspepsia	6.6	6.5
	Dysphagia	2.3	1.2
	Fecal Incontinence	2.3	2.0
<b>General Disorders and Administration Site Conditions</b>	Injection-Site Erythema	46.1	10.6
	Injection-Site Pain	36.3	17.1
	Injection-Site Mass	25.8	5.9
	Injection-Site Pruritus	24.4	2.8
	Asthenia	23.8	23.2
	Injection-Site Edema	20.9	4.5
	Pain	18.9	16.7
	Chest pain	12.5	4.9
	Injection-Site Inflammation	8.2	1.6
	Injection-Site Reaction	8.2	1.4
	Pyrexia	6.4	5.7
	Injection-Site Hypersensitivity	4.1	0.0
	Local Reaction	3.7	1.4
	Face Edema	3.3	0.6
	Edema Peripheral	3.3	2.4
	Chills	2.9	0.4
	Injection-Site Atrophy*	2.0	0.0
	Injection-Site Fibrosis	2.0	0.6
<b>Immune System Disorders</b>	Hypersensitivity	3.3	1.8
<b>Infections and Infestations</b>	Infection	31.8	30.8
	Influenza	15.4	14.5
	Rhinitis	7.4	5.9
	Bronchitis	6.4	5.7
	Gastroenteritis	6.3	4.3
	Vaginal Candidiasis	4.9	2.6
	Otitis Media	3.7	2.9
	Herpes Simplex	2.5	1.8
	Tooth Abscess	2.3	2.2
<b>Metabolism and Nutrition Disorders</b>	Weight Increased	2.9	0.8
	Anorexia	2.3	2.2
<b>Musculoskeletal and Connective Tissue Disorders</b>	Back Pain	13.5	11.2
	Arthralgia	10.4	9.4
	Neck Pain	4.5	3.9

\* "Injection-site atrophy" comprises terms relating to localized lipatrophy at injection site.

MedDRA Version 10.0		GA 20 mg (n=512) % of Patients	Placebo (n=509) % of Patients
<b>Nervous System Disorders</b>	Headache	30.9	29.1
	Hypertonia	7.8	7.3
	Tremor	4.1	1.8
	Migraine	3.7	2.4
	Syncope	3.1	1.8
<b>Psychiatric Disorders</b>	Depression	13.1	12.0
	Anxiety	11.1	8.8
	Nervousness	2.3	1.0
<b>Renal and Urinary Disorders</b>	Micturition Urgency	5.1	4.3
	Pollakiuria	4.7	4.5
<b>Respiratory, Thoracic and Mediastinal Disorders</b>	Dyspnea	13.3	2.8
	Cough	6.6	5.3
<b>Skin and Subcutaneous Tissue Disorders</b>	Rash	13.7	9.0
	Hyperhidrosis	6.6	4.7
	Pruritus	5.1	4.3
	Ecchymosis	3.5	3.3
	Urticaria	3.1	1.6
	Skin Disorder	2.9	0.8
<b>Vascular Disorders</b>	Vasodilatation	18.0	4.7

Data on adverse events occurring in the controlled clinical trials were analyzed to evaluate gender-related differences. No clinically significant differences were identified. In these clinical trials 96% of patients were Caucasian. This percentage reflects the higher representation of Caucasian in the MS population, even though it does not reflect the exact world racial distribution among MS patients. In addition, the vast majority of patients treated with COPAXONE® were between the ages of 18 and 45. Consequently, inadequate data are available to perform an analysis of the incidence of adverse events related to clinically relevant age sub-groups. Laboratory analyses were performed on all patients participating in the clinical program for COPAXONE®. Clinically significant changes in laboratory values for hematology, chemistry, and urinalysis were similar for both COPAXONE® and placebo groups in blinded clinical trials. No patient receiving COPAXONE® withdrew from any placebo-controlled trial due to abnormal laboratory findings which were assessed as possibly related to glatiramer acetate.

**Other Adverse Events Observed During All Clinical Trials:** In the pre-marketing clinical trials, approximately 900 individuals have received at least one dose of COPAXONE® (glatiramer acetate) in controlled and uncontrolled clinical trials. Total patient exposure to COPAXONE® in clinical trials ranged from 6 months (693 patients) to 2 years (306 patients), with a subset of patients continuing to 10 years (n=108) and some patients to an average of 13.6 years (n=100) in open-label extensions at a daily dose of 20 mg. During these trials, all adverse events were recorded by clinical investigators using terminology of their own choosing. To provide a meaningful estimate of the proportion of individuals having adverse events, similar types of events were grouped into a smaller number of standardized categories using COSTART II dictionary terminology. All reported events that occurred at least twice and potentially important events occurring once, are included except those already listed in the previous table, those too general to be informative, trivial events, and other events which occurred in at least 2% of treated patients and were present at equal or greater rates in the placebo group. Events are further classified within body system categories and enumerated in order of decreasing frequency using the following definitions: **Frequent** adverse events are defined as those occurring in at least 1/100 patients; **Infrequent** adverse events are those occurring in 1/100 to 1/1,000 patients. **Body as a whole:** **Frequent:** Injection-site edema, injection-site atrophy, abscess and injection-site hypersensitivity. **Infrequent:** Injection-site hematoma, injection-site fibrosis, moon face, cellulitis, generalized edema, hernia, injection-site abscess, serum sickness, suicide attempt, injection-site hypertrophy, injection-site melanos, lipoma, and photosensitivity reaction. **Cardiovascular:** **Frequent:** Hypertension. **Infrequent:** Hypotension, midsystolic click, systolic murmur, aortic fibrillation, bradycardia, fourth heart sound, postural hypotension and varicose veins. **Digestive:** **Infrequent:** Dry mouth, stomatitis, burning sensation on tongue, cholecystitis, colitis, esophageal ulcer, esophagitis, gastrointestinal carcinoma, gum hemorrhage, hepatomegaly, increased appetite, melena, mouth ulceration, pancreas disorder, pancreatitis, rectal hemorrhage, tenesmus, tongue discoloration and duodenal ulcer. **Endocrine:** Goiter, hyperthyroidism, and hypothyroidism. **Gastrointestinal:** **Frequent:** Bowel urgency, oral moniliasis, salivary gland enlargement, tooth caries, and ulcerative stomatitis. **Hemic and Lymphatic:** **Infrequent:** Leukopenia, anemia, cyanosis, eosinophilia, hematemesis, lymphedema, pancytopenia, and splenomegaly. **Metabolic and Nutritional:** **Infrequent:** Weight loss, alcohol intolerance, Cushing's syndrome, gout, abnormal healing, and xanthoma. **Musculoskeletal:** **Infrequent:** Arthritis, muscle atrophy, bone pain, bursitis, kidney pain, muscle disorder, myopathy, osteomyelitis, tendon pain, and tenosynovitis. **Nervous:** **Frequent:** Abnormal dreams, emotional lability and stupor. **Infrequent:** Aphasia, ataxic, convulsion, circumoral paresthesia, depersonalization, hallucinations, hostility, hypokinesia, coma, concentration disorder, facial paralysis, decreased libido, manic reaction, memory impairment, myoclonus, neuralgia, paranoid reaction, paraplegia, psychotic depression and transient stupor. **Respiratory:** **Frequent:** Hyperventilation, hay fever. **Infrequent:** Asthma, pneumonia, epistaxis, hypoventilation, and voice alteration. **Skin and Appendages:** **Frequent:** Eczema, herpes zoster, pustular rash, skin atrophy and warts. **Infrequent:** Dry skin, skin hypertrophy, dermatitis, furunculosis, psoriasis, angioedema, contact dermatitis, erythema nodosum, fungal dermatitis, maculopapular rash, pigmentation, benign skin neoplasm, skin carcinoma, skin striae, and vesiculobullous rash. **Special Senses:** **Frequent:** Visual field defect. **Infrequent:** Dry eyes, otitis externa, ptosis, cataract, corneal ulcer, mydriasis, optic neuritis, photophobia, and taste loss. **Urogenital:** **Frequent:** Amenorrhea, hematuria, impotence, menorrhagia, suspicious Papinicolou smear, urinary frequency and vaginal hemorrhage. **Infrequent:** Vaginitis, flank pain (kidney), abortion, breast engorgement, breast enlargement, breast pain, carcinoma cervix in situ, fibrocystic breast, kidney calculus, nocturia, ovarian cyst, priapism, pyelonephritis, abnormal sexual function, and urethritis.

### Post-Marketing Adverse Drug Reactions

**Adverse Events Reported Post-Marketing and Not Previously Noted in Clinical Trials:** Post-marketing experience has shown an adverse event profile similar to that presented above. Reports of adverse reactions occurring under treatment with COPAXONE® (glatiramer acetate) in either ongoing phases of clinical trials or from spontaneous reports, that have been received since market introduction and that may have or not have causal relationship to the drug include the following: **Body as a Whole:** Sepsis, SLE syndrome, hydrocephalus, enlarged abdomen, injection-site hypersensitivity, allergic reaction, angioedema, bacterial infection, fever, infection. **Cardiovascular:** Thrombosis, peripheral vascular disease, pericardial effusion, myocardial infarct, deep thrombophlebitis, coronary occlusion, congestive heart failure, cardiomyopathy, cardiomegaly, arrhythmia, angino pectoris, tachycardia. **Digestive:** Tongue edema, stomach ulcer hemorrhage, liver function abnormality, liver damage, hepatitis, eructation, cirrhosis of the liver, cholelithiasis, diarrhea, gastrointestinal disorder. **Hemic and Lymphatic:** Thrombocytopenia, lymphoma-like reaction, acute leukemia. **Metabolic and Nutritional:** Hypercholesterolemia. **Musculoskeletal:** Rheumatoid arthritis, generalized spasm. **Nervous:** Myelitis, meningitis, CNS neoplasm, cerebromacular accident, brain edema, abnormal dreams, aphasia, convulsion, neuralgia, anxiety, foot drop, nervousness, speech disorder, vertigo. **Respiratory:** Pulmonary embolism, pleural effusion, carcinoma of lung, hay fever, laryngismus. **Skin and Appendages:** Herpes simplex, pruritus, rash, urticaria. **Special Senses:** Glaucoma, blindness, visual field defect. **Urogenital:** Urogenital neoplasm, urine abnormality, ovarian carcinoma, nephrosis, kidney failure, breast carcinoma, bladder carcinoma, urinary frequency. **Localized Adverse Reactions Associated with Subcutaneous Use:** At injection sites, localized lipatrophy and, rarely, injection-site skin necrosis have been reported during post-marketing experience. Lipatrophy may occur after treatment onset (sometimes as early as several months) and may be permanent. There is no known therapy for lipatrophy. To assist in possibly minimizing these events the patient should be advised to follow proper injection technique and to rotate injection areas and sites on a daily basis (see Part III – Consumer Information).

### DRUG INTERACTIONS

Interactions between COPAXONE® and other drugs have not been fully evaluated. Results from existing clinical trials do not suggest any significant interactions of COPAXONE® with therapies commonly used in MS patients. This includes the concurrent use of corticosteroids for up to 28 days. COPAXONE® has not been formally evaluated in combination with Interferon beta. However, 246 patients who failed on or who did not tolerate therapy with Interferon beta and were later treated with COPAXONE® within the framework of an open clinical trial did not report any serious or unexpected adverse events thought to be related to treatment.

### OVERDOSAGE

Overdose with COPAXONE® has been reported in three patients. One patient injected four doses (80 mg total) of COPAXONE® at once. No sequelae were noted. Two other patients, a 28-year old male and a 37-year old female, were given 3 injections of 20 mg of COPAXONE® at one half hour intervals by error. Neither patient evidenced any change in blood pressure, heart rate, or temperature. Telephone follow-up several hours later produced no report of adverse experiences from either patient. The maximum COPAXONE® dose reported in an overdose case is 80 mg glatiramer acetate injection.

For management of a suspected overdose, contact your Regional Poison Centre.

Based on Product Monograph dated July 7, 2011. Product Monograph available on request.



COPAXONE® is a registered trademark of Teva Pharmaceutical Industries Ltd. and is used under license. TEVA and the design version thereof are registered trademarks of Teva Pharmaceutical Industries Ltd. and are used under license. ©2012 Teva Canada Innovation – S.E.N.C., Montreal, Quebec H2Z 1S8







DEPARTMENT OF MEDICINE

FIPKE PROFESSORSHIP IN  
ALZHEIMER'S RESEARCH

DEPARTMENT OF MEDICINE

UNIVERSITY OF BRITISH COLUMBIA

The Alzheimer Program at the University of British Columbia invites applications for a Clinician / Researcher in Alzheimer's disease. This is a full-time academic position at the rank of Assistant Professor, grant tenure track. The successful applicant will also be the holder of the Fipke Professorship in Alzheimer's Research.

The successful candidate must be eligible for licensure to practice Neurology in the Province of British Columbia. S/he will be a clinician-scientist with a strong track record of independent research with a focus on Alzheimer's disease, as evidenced by peer-reviewed grant support and a strong publication record. The successful candidate will show demonstrated excellence in teaching and will be expected to participate in the undergraduate, graduate, as well as postgraduate teaching activities of the Division and Department.

The selected individual will be expected to mount an independent research program which interacts with existing programs at the University. The successful candidate will also be expected to take an active role in education in the community around Alzheimer's disease and to assist relevant foundations, persons living with Alzheimer's disease, and their caregivers about the disease and about the research program.

Salary will be commensurate with qualifications and experience. The anticipated start date is July 1, 2013 or upon a date to be mutually agreed.

Applications should include a curriculum vitae, a teaching dossier, a statement of areas of interest, expertise and strengths, and the names of three referees. Applications should be submitted no later than February 15, 2013 to the attention of:

**Yvonne Ng**  
Administrative Manager  
UBC Division of Neurology  
S192-2211 Wesbrook Mall  
Vancouver, BC CANADA V6T 2B5  
Email: [Yvonne.ng@vch.ca](mailto:Yvonne.ng@vch.ca)

UBC hires on the basis of merit and is committed to employment equity. We encourage all qualified applicants to apply; however, Canadians and permanent residents of Canada will be given priority.



Neurologists

The Department of Internal Medicine at University Hospital of Northern BC (UHNBC) is seeking two Neurologists to join their current team. Experience in neuroelectrophysiology, particularly EMG and nerve conduction studies as well as expertise in demyelinating disease would be an asset. Candidates will be expected to participate in the on-call schedule to a maximum of 1 in 4. Hospital consults in addition to ambulatory care are also requirements. The successful candidate can look forward to:

- Well established Neuroelectrophysiology lab;
- State of the art CT and MRI facilities with 24 hour availability;
- Collaborative and cohesive team of Neurologists;
- Teaching opportunities with the Northern Medical Program; and
- Research opportunities within the University of Northern BC;

Prince George is a resource based city of approximately 80,000 people, located in north-central BC., with a range of cultural educational, and recreational amenities and affordable, high quality housing. A wide range of outdoor activities including exceptional skiing, canoeing, kayaking, fishing, hiking and mountain biking are minutes from your home. The city is home to a symphony orchestra, professional theatre, a WHL hockey team, award winning university and a community college. For more information about living and working in our exciting community of Prince George, please visit: [http://www.initiativespg.com/Live\\_Work\\_Play/index.php](http://www.initiativespg.com/Live_Work_Play/index.php)

**To receive more information about this position, please contact:**

**Dr. Abu Hamour**, MBBS, MSc, DTM & H, MRCP (UK), CCST (UK), FRCP (Edin), FRCPC  
Consultant Physician & Clinical Assistant Professor,  
UBC Department Head of Internal Medicine, UHNBC  
Infectious Diseases, Tropical & International Medicine  
[abuobeida\\_hamour@yahoo.com](mailto:abuobeida_hamour@yahoo.com)




FACULTY OF MEDICINE



**northern health**  
the northern way of caring






**J. Max Findlay**  
*CNSF/NSFC President*  
*CNSS Member*



**Jeanne Teitelbaum**  
*CNSF/NSFC Vice-President*  
*CNS Member*



**Garth Bray**  
*CNSF/NSFC Vice-President*  
*CNS Member*




**Chris Wallace**  
*CNSF/NSFC Vice-President*  
*CNSS Member*




**Sharon Whiting**  
*CNSF/NSFC Board*  
*CACN President*



**Narayan Prasad**  
*CNSF/NSFC Board*  
*CACN Vice-President*



**Brian Toyota**  
*CNSF/NSFC Board*  
*CNSS President*



**Ian Fleetwood**  
*CNSF/NSFC Board*  
*CNSS Vice-President*



**Sarah Kirby**  
*CNSF/NSFC Board*  
*CNS President*



**Jason Barton**  
*CNSF/NSFC Board*  
*CNS Vice-President*



**Seyed Mirsattari**  
*CNSF/NSFC Board*  
*CSCN President*



**Kristine Chapman**  
*CNSF/NSFC Board*  
*CSCN Vice-President*



**Serena Orr**  
*CNSF/NSFC Board*  
*Residents' Rep. CACN*



**Roberto Diaz**  
*CNSF/NSFC Board*  
*Residents' Rep. CNSS*



**Nalyn Rasool**  
*CNSF/NSFC Board*  
*Residents' Rep. CNS*

**2012 – 2013**

**Board of Directors and Committee Chairs**


**The Canadian Neurological Sciences Federation (CNSF) and  
 The Neurological Sciences Foundation of Canada (NSFC)**



**G. Bryan Young**  
*Journal Editor-in-Chief*  
*CNS & CSCN Member*



**R. Loch Macdonald**  
*CNSF SPC Chair*  
*CNSS Member*




**Ron Prokupa**  
*CNSF PDC Chair*  
*CNSS Member*




**Michael Hill**  
*CNSF/NSFC Board*  
*Member-At-Large*




**Chris Ekong**  
*CNSF/NSFC Board*  
*Member-At-Large*



**Dan Morin**  
*CNSF/NSFC Board*  
*CEO*



**George Elleker**  
*CPGC Chair*  
*CNS & CSCN Member*



**Richard Riopelle**  
*CBANHC Chair*  
*CNS Member*



**Mandar Jog**  
*Medlearn Chair*  
*CNS Member*



**Morris Freedman**  
*IDC Chair*  
*CNS Member*



**John Stewart**  
*CNSF/NSFC Past President*  
*CNS & CSCN Member*



# NOTES





Congress Agenda  
as of November 22, 2012

**2013 Canadian Neurological Sciences Federation Annual Congress  
June 12-14, 2013 • Fairmont Queen Elizabeth Hotel, Montreal, Quebec**

*Pre-Congress June 11, 2013 \*SIG - Special Interest Groups*

**Tuesday, June 11, 2013**

9:00 am - 4:00 pm	Epilepsy (UCB)	<i>Martin del Campo</i>
6:00 pm - 8:00 pm	Functional MRI SIG	<i>Paolo Federico</i>
6:00 pm - 8:00 pm	Neurocritical Care-Brain Death Workshop SIG	<i>Jeanne Teitelbaum, Draga Jichici</i>
6:00 pm - 8:00 pm	Movement Disorders SIG	<i>David Grimes, Oksana Suchowersky</i>
6:00 pm - 8:00 pm	Epilepsy Video SIG	<i>Seyed Mirsattari</i>
6:00 pm - 8:00 pm	Headache SIG	<i>Suzanne Christie</i>
6:00 pm - 8:00 pm	Neuromuscular SIG	<i>Mike Nicolle, Kristine Chapman</i>

**Wednesday, June 12, 2013**

9:00 am - 5:00 pm	Neurosurgery Residents: Emergency Neurosurgery	<i>Max Findlay, Roberto Diaz</i>
9:00 am - 5:00 pm	Neurology Residents: Movement Disorders and Parkinson's Disease	<i>Pierre J. Blanchet, Nailyn Rasool, Serena Orr</i>
9:00 am - 12:00 pm	Stroke	<i>Alex Poppe, Sylvain Lanthier</i>
9:00 am - 12:00 pm	Hot Topics in Child Neurology	<i>Asif Doja</i>
9:00 am - 12:00 pm	Minimally Invasive Neurosurgery	<i>Kesh Reddy</i>
12:15 pm - 1:45 pm	Co-Developed TBA	
12:15 pm - 1:45 pm	Co-Developed TBA	
12:15 pm - 1:45 pm	Lunch n' Learn TBA	
12:15 pm - 1:45 pm	Co-Developed TBA	
2:00 pm - 5:00 pm	Headache	<i>Jonathan Gladstone</i>
2:00 pm - 5:00 pm	Neuromuscular	<i>Mike Nicolle, Kristine Chapman</i>
2:00 pm - 5:00 pm	Neurocritical Care	<i>Jeanne Teitelbaum, Draga Jichici</i>
5:00 pm - 7:30 pm	Exhibitors' Reception	

**Thursday, June 13, 2013**

8:30 am - 11:00 am	Grand Plenary	
11:15 am - 12:15 pm	Child Neurology Day: CACN Abstract	<i>Michelle Demos, Craig Campbell</i>
11:15 am - 12:15 pm	CNSS Abstract	
11:15 am - 12:15 pm	CNS/ CSCN Abstract	
12:15 pm - 1:45 pm	Co-Developed TBA	
12:15 pm - 1:45 pm	Co-Developed TBA	
2:00 pm - 5:00 pm	Canadian Neurosurgical Innovations & Discoveries	<i>Brian Toyota</i>
2:00 pm - 5:00 pm	Child Neurology Day	<i>Michelle Demos, Craig Campbell</i>
2:00 pm - 5:00 pm	Epilepsy	<i>Jorge Burneo</i>
2:00 pm - 5:00 pm	EEG	<i>Seyed Mirsattari</i>
2:00 pm - 5:00 pm	Spine	<i>Eric Massicotte</i>
2:00 pm - 5:00 pm	Promises of Stem Cells in the Neurosciences	<i>Peter Dirks</i>
5:00 pm - 6:30 pm	Digital Poster Author Standby	

**Friday, June 14, 2013**

8:00 am - 11:00 am	Platform Sessions	
11:15 am - 1:00 pm	Grand Rounds	
1:00 pm - 2:15 pm	Digital Poster Author Standby	
2:15 pm - 5:15 pm	Difficult Cases in Neurosurgery	<i>Joseph Megyesi</i>
2:15 pm - 5:15 pm	Multiple Sclerosis	<i>Paul Giacomini, Catherine Larochelle</i>
2:15 pm - 5:15 pm	Neurovascular & Interventional Neuroradiology	<i>Gary Redekop</i>
2:15 pm - 5:15 pm	Genetics of Neurodegenerative Syndromes	<i>Matt Farrer</i>
2:15 pm - 5:15 pm	Neuro-Ophthalmology	<i>Jason Barton</i>



# COPAXONE®

PATIENT EXPERIENCE DATA



## 15 YEARS

USE IN CLINICAL PRACTICE IN CANADA<sup>1</sup>

# OVER 1 MILLION

PATIENT-YEARS OF EXPERIENCE WORLDWIDE<sup>2</sup>

COPAXONE® is indicated for the treatment of ambulatory patients with Relapsing Remitting Multiple Sclerosis (RRMS) to decrease the frequency of clinical exacerbations; to reduce the number and volume of active brain lesions identified on Magnetic Resonance Imaging (MRI).

COPAXONE® is indicated for the treatment of patients who have experienced a single demyelinating event, accompanied by abnormal MRI scans, and are considered to be at risk of developing Clinically Definite MS (CDMS), after alternative diagnoses are excluded: to delay the onset of definite MS; to decrease the number and volume of active brain lesions and overall disease burden (as identified by MRI scans).

The safety and efficacy of COPAXONE® in chronic progressive MS have not been established. In placebo-controlled clinical trials, the most commonly observed adverse events associated with the use of COPAXONE® occurring at an incidence of at least 10% and at least 1.5 times higher than in placebo treated patients were: injection site reactions, vasodilatation, rash, dyspnea and chest pain.

**References:** 1. Health Canada, COPAXONE Notice of Compliance. Accessed online at <http://webprod3.hc-sc.gc.ca/noc-ac/info.do?lang=eng&no=3831> 2. Data on file. Periodic Safety Update Report (PSUR), Global Drug Safety & Pharmacovigilance, Teva Pharmaceutical Limited, January 12, 2012.

  
BIOTECCanada

 TEVA

Canada Innovation

COPAXONE® is a registered trademark of Teva Pharmaceutical Industries Ltd. and is used under license. TEVA and the design version thereof are registered trademarks of Teva Pharmaceutical Industries Ltd. and are used under license.

©2012 Teva Canada Innovation G.P. - S.E.N.C., Montréal, Québec H2Z 1S8 COP12-STH04E 

  
COPAXONE®  
(glatiramer acetate injection)