


ARTICLE

Role of fruit characters and colour on host selection of boreal fruits and berries by *Drosophila suzukii* (Diptera: Drosophilidae)

Catherine M. Little^{1,2*} , Peggy L. Dixon³, Tom W. Chapman², and N. Kirk Hillier¹

¹Department of Biology, Acadia University, 33 Westwood Avenue, Wolfville, Nova Scotia, B4P 2R6, Canada, ²Department of Biology, Memorial University of Newfoundland and Labrador, 230 Elizabeth Avenue, Newfoundland and Labrador, St. John's, A1C 5S7, Canada and ³St. John's Research and Development Centre, Agriculture and Agri-Food Canada, 308 Brookfield Road, Newfoundland and Labrador, St. John's, A1E 0B2, Canada

*Corresponding author. Email: clittle@mun.ca

(Received 24 May 2019; accepted 12 November 2019; first published online 27 February 2020)

Abstract

Continued range expansion of *Drosophila suzukii* (Matsumura) (Diptera: Drosophilidae) is exposing new species of soft fruits and berries to potential infestation. Our understanding of cues that drive host-finding and selection in this highly polyphagous pest insect is still incomplete. Fruit firmness influences host choice behaviour by limiting suitability for oviposition and larval development. Other factors such as fruit sweetness and acidity act as cues for fruit ripening. Here we assess the role of these cues and fruit colour on host selection. We demonstrate that the use of objective and nonanthropocentric methods of quantifying colour in studies of colour preference is critical to understanding the cues evoking responses from insects. Acidity but not sweetness increased *D. suzukii* attraction and larval success. Differences in *D. suzukii* attraction were most strongly correlated with short-wavelength reflectance (blue, cyan, and green (470–560 nm)). Growers could select for fruit varieties with relatively higher reflectance values upon maturity to reduce susceptibility to *D. suzukii*.

Introduction

Since 2008, *Drosophila suzukii* (Matsumura) (Diptera: Drosophilidae) has spread across much of North America, South America, and Europe (Grassi *et al.* 2011; Hauser 2011; Walsh *et al.* 2011; Calabria *et al.* 2012; Cini *et al.* 2014; Deprá *et al.* 2014; Asplen *et al.* 2015; Funes *et al.* 2018). Unlike most Drosophilidae, *D. suzukii* is a serious pest of soft fruits and berries. Female flies use a serrated ovipositor to lay eggs in ripening rather than overripe fruits, causing the fruit to spoil and become unmarketable. Male flies are more readily recognised by their characteristic wing colourisation that gives the species their common name, spotted-wing drosophila. Costs associated with crop losses and increased pesticide use worldwide exceed one billion USD annually (Bolda *et al.* 2010; Lee *et al.* 2011; Cini *et al.* 2014; Wiman *et al.* 2016). To date, studies have demonstrated that fruits of 151 plant species from 31 families are at least somewhat susceptible to infestation (Lee *et al.* 2015; Kenis *et al.* 2016; Lee and Sial 2016; Little *et al.* 2017; Elsensohn and Loeb 2018).

The full potential for continued range expansion by *D. suzukii* in North America and abroad has yet to be determined. Dynamic acclimation to cold conditions may allow *D. suzukii* to successfully overwinter in colder climates and further expand its geographic range (Stockton *et al.* 2018). Overwintering populations of *D. suzukii* have been found in numerous locations

Subject editor: Roselyne Labbé

© 2020 Entomological Society of Canada

in Canada and northern Europe where winter temperatures drop well below -17°C and laboratory studies confirm physiological adaptations suitable to cold hardiness (Hamby *et al.* 2016; Rossi Stacconi *et al.* 2016; Thistlewood *et al.* 2018). Fruits and berries grown commercially or that are endemic to boreal regions at the presumed limit of their current range may be at risk as *D. suzukii* continues to extend its range northward.

Host choice by *D. suzukii* is generally thought to be a factor of changes in fruit characters associated with ripening, particularly firmness or skin resistance (penetration force), sweetness (Brix), and acidity (pH) (Lee *et al.* 2011, 2015; Burrack *et al.* 2013). Fruits susceptible to *D. suzukii* tend to be limited to soft-skinned fruits and berries, with some exceptions, particularly when fruits are damaged or overripe (Lee *et al.* 2015; Kenis *et al.* 2016; Lee and Sial 2016; Little *et al.* 2017; Elsensohn and Loeb 2018). Other fruit characters thought to be important for host selection and suitability to *D. suzukii*, including size, shape, structure, volatile odour profile, and colour of fruits (Poyet *et al.* 2015). Fruit firmness is also a limiting factor in oviposition success by *D. suzukii* (Entling *et al.* 2018).

Most previous studies of fruit preference by *D. suzukii* that investigated fruit colour did not quantify colour parameters (Lee *et al.* 2011, 2016; Karageorgi *et al.* 2017; Jaffe *et al.* 2018). Other studies that investigated colour preference in *D. suzukii* used measures of perceived colour based on human vision (Kirkpatrick *et al.* 2016, 2018). Parameters such as hue, saturation, chroma, and brightness are comparative measures of colour appearance based on human perception (Fairchild 2005). Colour appearance models compare similarities or differences among perceived colours and assume identical environmental conditions (Fairchild 2005; Kelber and Osorio 2010; Lunau 2014; Cuthill *et al.* 2017). The colour of an object is a property of both the object being perceived and the perception of the animal that perceives it (Glover and Whitney 2010). *Drosophila* Fallén and human visual sensitivity differ; therefore, we chose a percentage reflectance across a range of wavelengths as an objective measure of fruit colour, independent of the observer (Paulk *et al.* 2013; Little *et al.* 2018).

Drosophila suzukii is highly polyphagous, infesting fruits of widely diverse characters and colours (Lee *et al.* 2015; Kenis *et al.* 2016; Lee and Sial 2016; Little *et al.* 2017; Elsensohn and Loeb 2018). We hypothesise that fruit reflectance may play an important role in host selection among diverse fruit species available in an area. Host choice among blueberries (*Vaccinium corymbosum* Linnaeus (Ericaceae)) by *D. suzukii* is partially dependent upon visual contrast cues or conspicuousness against the background of foliage (Little *et al.* 2018). Similar behaviour in female *Delia radicum* Linnaeus (Diptera: Anthomyiidae) flies has been described for host choice based on “appropriate-inappropriate landings,” with appropriate landings defined as being on host plants and inappropriate landings as being on nonhost plants (Finch and Collier 2000).

We identified 11 fruit-producing plant species of interest that were found across Nova Scotia and Newfoundland and Labrador, Canada. Pin cherries, *Prunus pensylvanica* Linnaeus (Rosaceae), and bittersweet nightshade, *Solanum dulcamara* Linnaeus (Solanaceae), are common in hedgerows and wooded areas throughout much of Canada. Lowbush or wild blueberry, *Vaccinium angustifolium* Aiton (Ericaceae), is found in wooded areas and hedgerows and is grown commercially throughout much of Canada. Haskap, *Lonicera caerulea* Linnaeus (Caprifoliaceae), also known as blue honeysuckle and honeyberry, is a relatively new commercial and ornamental berry plant in North America but widely grown in northern Asia (Celli *et al.* 2014). *Amelanchier alnifolia* Nuttall (Rosaceae), commonly known as Saskatoon berry or service berry, is native to boreal regions of North America but is now grown in northern regions of Europe (Bakowska-Barczak and Kolodziejczyk 2008; Lavola *et al.* 2012). Crowberry, *Empetrum nigrum* Linnaeus (Ericaceae), is an ecologically and culturally important species in the northern heathlands of North America, Europe, and Asia (Koskela *et al.* 2010; Buizer *et al.* 2012). Cloudberry, *Rubus chamaemorus* Linnaeus (Rosaceae), also known as bakeapple in Newfoundland and Labrador, is a perennial herbaceous plant found in boreal regions of North America, Europe, and Asia (Thiem 2003). Fruit colour changes from red to orange-yellow

as it ripens. Strawberries, *Fragaria × ananassa* Duchesne (Rosaceae); highbush blueberries, *Vaccinium corymbosum* Linnaeus (Ericaceae); raspberries, *Rubus idaeus* Linnaeus (Rosaceae); and cherries, *Prunus avium* Linnaeus (Rosaceae), are commercially grown in boreal regions of Canada.

Here we tested whether fruit colour is a determinant of host choice in the absence of background foliage. We also examined whether aspects of fruit colour can be used during host search as a reliable proxy for other fruit characters. We quantified potential preference of fruits to *D. suzukii* based on host selection in choice assays and host suitability based on larval success in no-choice assays. Host preference and suitability measures were then compared to fruit characters including firmness, sweetness, acidity, and colour. We also assessed the susceptibility of a variety of fruits that are of commercial or cultural importance in boreal regions across Canada.

Key message

- Fruits growing in boreal regions are suitable hosts for *D. suzukii* and are at risk of infestation as its invasive range expands.
- How *D. suzukii* find and discriminate among diverse potential host fruits is poorly understood.
- Characters such as sweetness, acidity, fruit firmness, and colour can be signals for fruit ripeness and host suitability.
- This study gives first evidence that *D. suzukii* can use fruit colour reflectance as cues for host suitability across multiple fruit species.
- Selection for fruit varieties with greater reflectance across the visible spectrum may reduce attractiveness to *D. suzukii*.

Materials and methods

Fruit and insect sources

Ripe fruits from 11 plant species were collected and tested between 2014 and 2017. Pin cherry, bittersweet nightshade, and wild blueberry were picked from wild plants in the Annapolis Valley, Nova Scotia, Canada. Haskap and Saskatoon berry were picked at u-pick farms in Nova Scotia. Crowberry was picked by a colleague in Iqaluit, Nunavut, Canada. Fresh cloudberry was not available due to adverse weather conditions in 2015 and 2016 throughout much of Newfoundland and Nova Scotia. We obtained frozen cloudberry that had been picked in Newfoundland in 2014. Host selection assays and oviposition and larval development assays were also conducted using bittersweet nightshade (*Solanum dulcamara*) collected from wild plants in Nova Scotia after hearing anecdotal accounts of *D. suzukii* associated with these plants. Strawberry (*Fragaria × ananassa* varieties “Wendy,” “Honeyeye,” and “Cabot”) and cherry (*P. avium* variety “Stella”) were obtained from local growers at farm markets in the Annapolis Valley, Nova Scotia. Highbush blueberry (*V. corymbosum* varieties “Jersey” and “Coville”) and raspberries (*R. idaeus* variety “Caroline”) obtained from commercial growers in Nova Scotia were also used to determine relative preference in host selection assays.

Drosophila suzukii used in the experiments were obtained from colonies maintained since 2013 at Acadia University from stocks originally reared by the Kentville Research and Development Centre (Agriculture and Agri-Food Canada, Kentville, Nova Scotia) and replenished with wild flies reared from local fruit in 2016. Colonies were housed in 250-mL *Drosophila* flasks (Genesee Scientific, San Diego, California, United States of America) containing 50-mL Formula 4–24 Instant *Drosophila* Medium (Merlan Scientific, Mississauga, Ontario, Canada) mixed with 50-mL dH₂O. Approximately two hours prior to the start of each assay, reproductively mature females aged up to two weeks were removed from colonies created one month earlier and

held in 30-mL vials without access to food or water. Vouchers are held on deposit at the Acadia University Wildlife Museum, Wolfville, Nova Scotia.

Fruit characters

Fruits were assessed for colour, firmness (g/mm²), sweetness or sugar content (brix), and acidity (pH) to elucidate characters that could affect susceptibility and suitability to *D. suzukii* (Arnó *et al.* 2016; Little *et al.* 2017, 2018). Ten intact ripe fruits were selected randomly from each plant species. Mean values of each character for each fruit species were used for comparison and analysis. Due to limited quantities of available undamaged nightshade fruits, fruit characters were not measured for that species.

First, fruit colour was quantified. Reflectance spectra for each fruit were measured with an Alta II reflectance spectrometer (Vernier Software & Technology, Beaverton, Oregon, United States of America) to quantify colour. All reflectance values were measured in a dark room with the spectrometer providing the sole light source. Percentage reflectance measures were obtained for seven visible colour wavelengths (470–700 nm).

Fruits were then tested for firmness using a Wagner Fruit Penetrometer FT02 gram force gauge (Wagner Instruments, Greenwich, Connecticut, United States of America), sweetness was measured with a Westover Model RHR – 32ATC handheld brix refractometer with automatic temperature compensation (Cole-Parmer, Montréal, Québec, Canada), and acidity was measured using a Fisher Scientific Accumet Basic AB15 pH metre (Fisher Scientific, Toronto, Ontario, Canada) (Lee *et al.* 2011; Little *et al.* 2017, 2018).

Fruit preference

We used two-choice trap assays to assess the relative preference of *D. suzukii* among fruit species (Abba *et al.* 2012; Brodie *et al.* 2015). Two-choice assays were conducted within a sealed 600-mL airtight arena (18 × 12 × 6.5 cm) (Little *et al.* 2017, 2018). Each arena contained two clear plastic traps, each consisting of a 30-mL portion cup with a truncate 200-μL pipette tip inserted through the lid (Little *et al.* 2017, 2018). Approximately 10 mL of fruit was placed in each trap (Little *et al.* 2017, 2018). Fifteen mated female *D. suzukii* were placed in each arena (Little *et al.* 2017, 2018). Host choices were checked after 24, 48, and 72 hours. Each fruit species was tested against each other and against a blank (control) trap. Three to five replicates were completed for each trial. Due to limited fruit availability and differences in fruit phenology, we were unable to conduct trials with all possible combinations of fruit. Response index (RI) scores ranging from –1 to +1 were calculated as a measure of host preference based on Dweck *et al.* (2013), where

$$RI = (A - B)/T \quad (1)$$

A and B are the number of flies in each trap
T is the total number of flies per trial

Fruit suitability

Approximately 10 mL of each fruit and two sexually mature, mated female *D. suzukii* were placed in a 50-mL *Drosophila* vial (Genesee Scientific) capped with cellulose acetate plugs. Flies were removed after 72 hours, and fruits were visually inspected under a dissecting microscope at 120–250 times magnification for eggs and larvae. Fruits were visually inspected weekly for six weeks thereafter for emerging flies. Nondestructive examination methods were employed to

reduce risk of damage to developing larvae. Adult flies were removed for counting and sexing. We assessed 10 replicates for each fruit, with each vial representing one replicate.

Statistical analysis

We accounted for effect of treatment (fruit type), time, and trial on retention indices using repeated measures Friedman χ^2 analyses. We used Kruskal–Wallis χ^2 tests and Tukey and Kramer (Nemenyi) *post hoc* tests ($P < 0.05$) to assess differences in host selection among fruit types. Fractional analysis and multiple-factor analyses of variance were used to assess relationships between host selection and interactions among fruit characters. All other data were analysed with one-way analysis of variance and Tukey *post hoc* tests performed using RStudio (Version 1.1.419, <https://rstudio.com/products/rstudio/download>; using R version 3.4.3 (www.r-project.org)).

Results

Fruit characters

Ripe fruits of all species tested had higher mean percentage reflectance values at longer wavelengths than at shorter wavelengths (Fig. 1A). Mean percentage reflectance values of crowberry and wild blueberry were relatively consistent across wavelengths tested, with no strong peak discernable for either fruit species (Fig. 1A). Pin cherry and Saskatoon berry were the sweetest, although differences in sweetness among pin cherry, Saskatoon berry, and cherry were not significant (Fig. 1B). Saskatoon berry and wild blueberry were the least acidic (Fig. 1C). Cloudberry was most difficult to puncture, whereas haskap was very easily punctured (Fig. 1D).

Among ripe fruits, percentage reflectance was strongly correlated across short-wavelength colours (blue–orange (470–600 nm)) and across long-wavelength colours (red–deep red (645–700 nm)) (Supplementary Table 1). Fruits with low reflectance values for blue (470 nm), therefore, also had proportionally low reflectance values for cyan (525 nm) and green (560 nm). However, reflectance was not correlated between short- and long-wavelength colours (Supplementary Table 1). Therefore, reflectance values at short wavelengths such as blue (470 nm) are not predictive of reflectance values at longer wavelengths such as red (645 nm).

Fruit colour across most of the measured spectra was interrelated with other fruit attributes, irrespective of the fruit species (Table 2). Patterns of relative proportions of reflectance measures during ripening are fruit species-specific or variety-specific and can be a reliable proxy for fruit ripeness and quality (Li *et al.* 2014; Hu *et al.* 2018). Among the fruits tested, fruit sugar content or sweetness (brix) was positively correlated with cyan (525 nm) to orange (600 nm), which is well within the visual range of *Drosophila* species (Hernández de Salomon and Spatz 1983). In a separate study, we found that the visual range of *D. suzukii* is consistent with that of *D. melanogaster* (Little *et al.* 2019). Fruit firmness (gf/mm²) is positively correlated with green (560 nm) to deep red (700 nm) and thus is also detectable within the visual range of *Drosophila*. Fruit acidity is positively correlated with blue (470 nm). Further testing would be required to confirm if correlations also occur in the ultraviolet range.

Fruit preference

Mean retention indices for each two-choice fruit trial showed that preference for any given fruit was in part dependent upon the alternative available (Table 1). Mean retention indices for each fruit type from two-choice assays were consistent across time periods measured (Friedman $\chi^2 = 0$, $df = 2$, $P = 1$); therefore, host selection results, hereafter, are presented for retention indices at 72 hours. Fewest flies were found in highbush blueberry and pin cherry with mean retention indices not statistically different than empty control traps (Fig. 2A). Numerical counts of *D. suzukii* were highest in strawberry, Saskatoon berry, raspberry, and bittersweet nightshade; however,

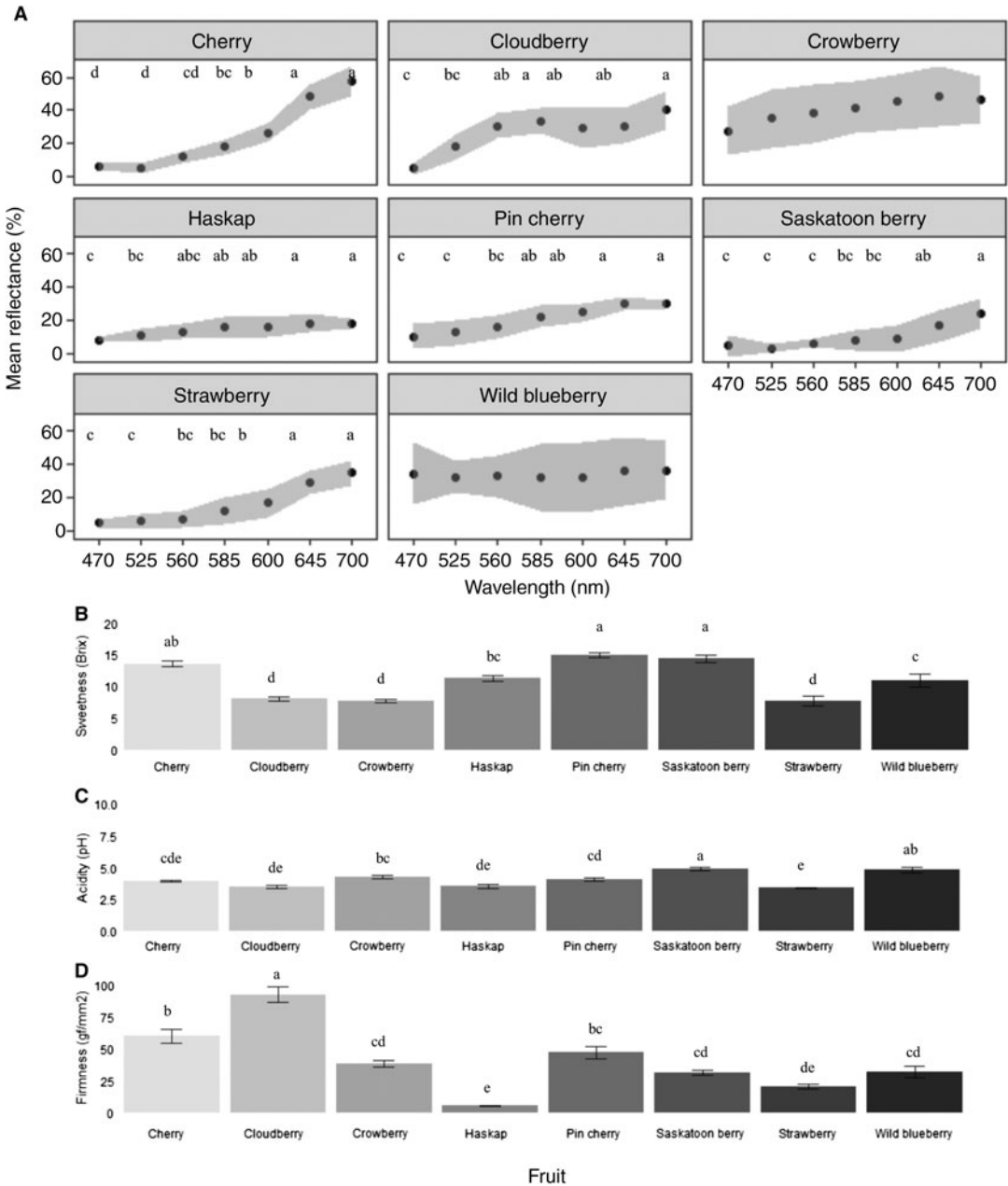


Fig. 1. Comparison of fruit colour and characters. **A**, Spectra of mean percentage reflectance (\pm standard error) at each wavelength. Differences were observed in reflectance among wavelengths for each fruit and among fruits at each wavelength (see Table 3) (two-way analysis of variance, fruit: $F_{7,544} = 65.39$, $P < 0.0001$, wavelength: $F_{1,544} = 306.41$, $P < 0.0001$, interaction: $F_{7,544} = 16.81$, $P < 0.0001$). Differences were also observed among fruits sweetness, acidity, and firmness as follows. **B**, Brix levels (sweetness) (one-way analysis of variance $F_{7,72} = 30.31$, $P < 0.0001$); **C**, acidity (pH) (one-way analysis of variance $F_{7,72} = 19.09$, $P < 0.0001$); **D**, firmness (resistance to puncture) (one-way analysis of variance $F_{7,72} = 46.82$, $P < 0.0001$). Whiskers denote minimum and maximum response index values. Different letter values above the figure denote significant differences among fruits (Tukey and Kramer (Nemenyi) *post hoc*, $P < 0.05$).

Table 1. Mean response index scores (\pm standard error) for two-choice trials of each potential fruit combination. Positive response index values represent net attraction (shown in bold) towards the fruit listed in the first column versus the fruit listed in the top row of the table.

	Control	Cherry	Cloudberry	Crowberry	Haskap	Highbush blueberry	Nightshade	Pin cherry	Raspberry	Saskatoon berry	Strawberry	Lowbush blueberry
Cherry					0.57			0.09		-0.73	-0.73	0.78
					0.17			0.32		0.04	0.10	0.08
Cloudberry	0.87			0.47	0.12	0.32			-0.55		-0.20	-0.41
	0.05			0.19	0.31	0.28			0.17		0.22	0.24
Crowberry	0.82		-0.47		-0.15	0.80			-0.60		-0.34	-0.36
	0.07		0.19		0.35	0.06			0.17		0.30	0.10
Haskap		-0.57	-0.12	0.15				0.31		-0.87	-0.74	0.89
		0.17	0.31	0.35				0.26		0.04	0.23	0.04
Highbush blueberry	0.51		-0.32	-0.80			-0.40		-0.36		-0.12	0.07
	0.08		0.28	0.06			0.10		0.29		0.20	0.24
Nightshade	0.56					0.40						
	0.35					0.10						
Pincherry		-0.09			-0.31					-0.89	-0.82	0.09
		0.32			0.26					0.02	0.10	0.15
Raspberry	0.77		0.55	0.60		0.36					0.59	-0.22
	0.08		0.17	0.17		0.29					0.25	0.18
Saskatoon berry		0.73			0.87			0.89			-0.13	0.78
		0.04			0.04			0.02			0.35	0.12
Strawberry	0.82	0.73	0.20	0.34	0.74	0.12		0.82	-0.59	0.13		0.82
	0.07	0.10	0.22	0.30	0.23	0.20		0.10	0.25	0.35		0.05
Lowbush blueberry	0.82	-0.78	0.41	0.36	-0.89	-0.07		-0.09	0.22	-0.78	-0.82	
	0.05	0.08	0.24	0.10	0.04	0.24		0.15	0.18	0.12	0.05	

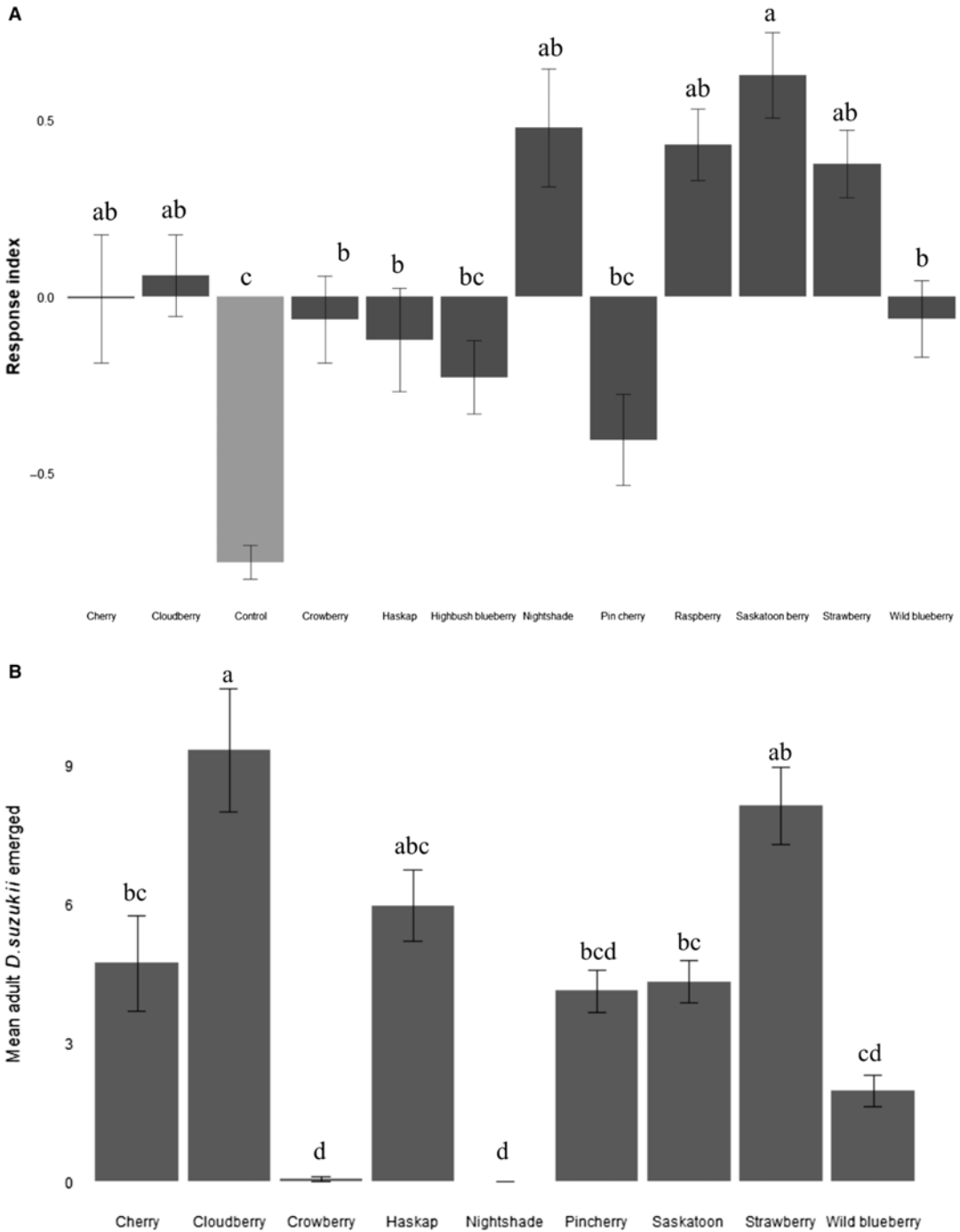


Fig. 2. A, Mean response indices for fruits and controls in two-choice attraction assays with adult female unmated *Drosophila suzukii* ($n = 10$ per fruit species). A positive response index score indicates preference for that fruit. Different letter values above the figure denote significant differences among fruits (Kruskal–Wallis $\chi^2 = 79.29$, $df = 11$, $P < 0.0001$, Tukey and Kramer (Nemenyi) *post hoc*, $P < 0.05$). **B**, Mean adult *Drosophila suzukii* emerged from equal amounts of different fruits. Different letter values above the figure denote significant differences among fruits (analysis of variance; $F_{8,81} = 12.21$, $P < 0.0001$, Tukey and Kramer (Nemenyi) *post hoc*, $P < 0.05$).

Table 2. Correlations among reflectance measures at each wavelength versus other fruit attributes, response index values during two-choice trials (see Fig. 2A, Table 1), and adult *D. suzukii* emergence during fruit suitability trials. Pearson's rank correlation; *R* is on first line and *P* is on second line. Significant results are shown in bold.

Wavelength	Sweetness (brix)		Acidity (pH)		Firmness (gf/mm ²)		Response index		Adults emerged	
	<i>R</i>	<i>P</i>	<i>R</i>	<i>P</i>	<i>R</i>	<i>P</i>	<i>R</i>	<i>P</i>	<i>R</i>	<i>P</i>
Blue (470 nm)	-0.14	0.23	0.37	< 0.001	-0.11	0.34	-0.17	0.02	-0.41	< 0.0005
Cyan (525 nm)	-0.31	0.005	0.19	0.08	0.08	0.47	-0.20	0.005	-0.34	< 0.005
Green (560 nm)	-0.36	< 0.001	0.13	0.24	0.27	0.02	-0.20	< 0.005	-0.23	0.04
Yellow (585 nm)	-0.32	< 0.005	0.12	0.30	0.29	0.01	-0.22	< 0.005	-0.22	0.05
Orange (600 nm)	-0.24	0.03	0.09	0.45	0.24	0.03	-0.22	< 0.005	-0.30	< 0.01
Red (645 nm)	-0.12	0.27	0.005	0.97	0.27	0.02	-0.14	0.05	-0.31	< 0.005
Deep red (700 nm)	-0.11	0.35	-0.08	0.48	0.44	< 0.0001	-0.04	0.54	-0.21	0.06

Table 3. Differences were observed in reflectance among fruits at each wavelength (two-way analysis of variance, fruit: $F_{7,544} = 65.39$, $P < 0.0001$, wavelength: $F_{1,544} = 306.41$, $P < 0.0001$, interaction: $F_{7,544} = 16.81$, $P < 0.0001$).

	Wavelength						
	470 nm	525 nm	560 nm	585 nm	600 nm	645 nm	700 nm
$F_{7,72}$	15.81	20.44	19.27	12.40	9.29	10.28	13.78
<i>P</i>	< 0.0001	< 0.0001	< 0.0001	< 0.0001	< 0.0001	< 0.0001	< 0.0001
Fruit							
Cherry	b	c	b	cd	b	a	a
Cloudberry	b	b	a	ab	ab	bc	bc
Crowberry	a	a	a	a	a	a	ab
Haskap	b	bc	b	d	bc	c	e
Pin cherry	b	bc	b	bcd	bc	bc	cde
Saskatoon berry	b	c	b	d	c	c	de
Strawberry	b	c	b	d	bc	bc	bcd
Wild blueberry	a	a	a	abc	ab	ab	bcd

differences were significant only between Saskatoon berry and highbush blueberry or pin cherry (Fig. 2A). Response indices were not correlated with fruit firmness overall (Spearman's rank correlation, $R_s = -0.07$, $P = 0.87$), fruit sweetness ($R_s = -0.21$, $P = 0.62$), or fruit acidity ($R_s = -0.19$, $P = 0.65$). However, in two-choice assays with fruits of differing characteristics, the relatively softer fruit was consistently preferred over firmer fruits (t -test, $t = 2.3$, $df = 208.9$, $P = 0.03$) and relatively more acidic fruits were preferred over those with higher pH ($t = -3.4$, $df = 441.4$, $P < 0.001$). No preference was observed between sweeter and less sweet fruits in two-choice tests ($t = -1.1$, $df = 209.1$, $P = 0.29$). Response indices were negatively correlated with percentage reflectance across most of the visible spectrum (Table 2). Percentage reflectance within short-wavelength (470–560 nm) and long-wavelength (575–700 nm) ranges were highly correlated for fruits tested (Supplementary Table 1).

Fruit suitability

We were not able to accurately count eggs, larvae, and pupae in all fruit species using non-destructive methods, so fruit suitability was assessed based on emergence of adult flies. Adult *D. suzukii* that emerged from test fruits in no-choice assays were removed for counting and sexing. Counts differed among fruits; however, emergence of female and male *D. suzukii* were consistent within fruit species (two-way analysis of variance, fruit: $F_{8,162} = 19.78$, $P < 0.0001$; sex: $F_{1,162} = 0.28$, $P = 0.60$; fruit:sex: $F_{8,162} = 0.53$, $P = 0.84$). We observed eggs, larvae, and emerging adults in all fruit species except bittersweet nightshade. Highest numbers of adult *D. suzukii* emerged from cloudberry, strawberry, and haskap; however, differences among strawberry, haskap, cherry, pin cherry, and Saskatoon berry were not significant (Fig. 2B). Ten mL of cloudberry produced a maximum count of 41 emergent adult flies.

We found no correlation between number of adult flies emerged from fruits and fruit sweetness (Spearman's rank correlation, $R_s = -0.05$, $P = 0.67$) or fruit firmness ($R_s = -0.06$, $P = 0.60$). The number of emerged flies was negatively correlated with pH, with higher numbers of adult *D. suzukii* emerged from species with more acidic fruit ($R_s = -0.38$, $P < 0.001$). Numbers of emerged flies were also negative correlated with percentage reflectance across most of the visible spectrum (Table 2).

Discussion

Given the rapid expansion of *D. suzukii* across Asia, Europe, North America, and South America, significant attention has been focussed on risk to commercial fruit and berry crops. Studies addressing the potential attractiveness or host preference of *D. suzukii* have suggested fruit characters, including fruit sweetness, acidity, and firmness, as important factors (Lee *et al.* 2011, 2016; Burrack *et al.* 2013). Volatile profiles of ripening fruit and fruit-associated yeasts have also been identified as potentially important olfactory cues for host-finding by *D. suzukii* (Cha *et al.* 2012, 2014; Hamby *et al.* 2012; Yu *et al.* 2013; Abraham *et al.* 2015; Keesey *et al.* 2015; Revadi *et al.* 2015; Hamby and Becher 2016; Hickner *et al.* 2016; Huang *et al.* 2017; Karageorgi *et al.* 2017; Cloonan *et al.* 2018; Liu *et al.* 2018). Changes in fruit profiles following damage due to injury or prior insect oviposition can alter attraction of *D. suzukii* (Yu *et al.* 2013; Lasa *et al.* 2017; Wang *et al.* 2019). Fruit phenology has also been identified as a risk factor (Sward *et al.* 2016; Little *et al.* 2017; Elsensohn and Loeb 2018). However, as *D. suzukii* continues to expand its geographic range, predicting which fruits are at risk is of increasing importance. We tested fruit susceptibility and preference among fruits at the northern range limit of *D. suzukii*.

In two-choice assays, numerical counts of *D. suzukii* were higher in Saskatoon berries, cloudberry, strawberries, raspberries, and bittersweet nightshade than in highbush blueberries and pin cherries. We note that in choice tests among these fruits, only Saskatoon berries had significantly higher mean retention-index values compared to the other fruits. This is consistent with previous findings that *D. suzukii* oviposits more eggs in raspberry than in many other commercially grown berries (Burrack *et al.* 2013). However, in two-choice assays of fruit versus a blank control, *D. suzukii* were attracted to all fruit species tested, and differences in attraction among fruit species were significant only between Saskatoon berry and highbush blueberry or pin cherry. This is consistent with previous findings that *D. suzukii* is highly opportunistic and makes use of less preferred hosts when options are limited (Diepenbrock *et al.* 2016; Little *et al.* 2017).

In no-choice trials, eggs were observed in all fruit species except bittersweet nightshade. Lee *et al.* (2015) previously documented oviposition in this fruit but larvae did not develop. We observed eggs, larvae, and a single emergent adult in crowberry. Under laboratory conditions, crowberry fruit became increasingly desiccated. In a more natural environment, fruits attached to the plant may be more resistant to desiccation and therefore more suitable to larval

development. For the purposes of this study, equal volumes of fruits were used for host preference two-choice assays and host suitability no-choice trials. This would not be the case in a field setting, where fruit size, proximity of fruits to each other, relative abundance of fruits, and foliage characteristics may play important roles in host fruit selection and/or suitability for larvae. Commercial berry crops are typically bred for large fruit size, high fruit abundance, and clustered fruit for ease of harvest. These characteristics, which are beneficial for commercial growers, also promote host fruit selection by pest insects.

Host selection by *D. suzukii* among fruits of a single species has previously been correlated with firmness, acidity, and sweetness in raspberries and blackberries but not grapes (*Vitis* Linnaeus; Vitaceae) (Burrack *et al.* 2013; Pelton *et al.* 2017). This study confirms that fruit firmness and acidity are factors in host selection among several host fruit species, but that fruit sweetness is less reliable as a host selection factor.

Fruit firmness or resistance to penetration is a limiting factor in host suitability among undamaged fruits for *D. suzukii* (Diepenbrock *et al.* 2016; Lee *et al.* 2016; Little *et al.* 2017). Oviposition has previously been correlated with fruit firmness, and we found that softer fruits were preferred in two-choice assays, but fruit firmness did not limit larval development (Lee *et al.* 2016; Little *et al.* 2017). Fruit sweetness was not a factor in either host selection or host suitability among the fruits tested. No more or fewer adult flies emerged relative to fruit sweetness levels. Among the fruits tested, more flies were attracted to and emerged from fruits with lower pH. This is contrary to results in previous studies, suggesting that *D. suzukii* may rely on a combination of factors for determining host selection and host suitability, even under controlled laboratory conditions (Lee *et al.* 2016). Little is yet known of the effects of different larval host fruits on adult *D. suzukii* fecundity and longevity. However, previous studies have demonstrated that *D. suzukii* maternal life history, particularly maternal diet, can significantly influence the viability of their offspring regardless of the fruit host of the larvae (Plantamp *et al.* 2017). Further research is needed to determine the role these fruits may play in the growth of local *D. suzukii* populations.

Within a fruit species or cultivar, fruit colour has been used as a proxy for assessing fruit ripeness (Li *et al.* 2014; Hu *et al.* 2018; Little *et al.* 2018). These relationships are more pronounced within a single fruit species or variety but can also be useful across diverse fruit species. Across the fruit species tested, mid-length-wavelength reflectance values (cyan–orange (525–600 nm)) were characteristic of fruit sweetness, and reflectance across most of the visible spectrum was representative of fruit firmness. Fruit acidity was not correlated with reflectance.

Previous studies that investigated relationships between host choice and fruit colour used broad categories of colour based on what is perceptible to human vision, rather than *Drosophila* visual sensitivities (Lee *et al.* 2015). This research builds on our previous study of the role of fruit colour and contrast between fruit and foliage in host selection of ripening blueberries (Little *et al.* 2018). We observed a negative correlation between fruit preference and reflectance across most of the visible spectrum. Adult emergence was also negatively correlated with reflectance. Thus, fruits that were more reflective were less preferred by *D. suzukii* and potentially less suitable hosts. This is the first study to explore relationships between host choice among different fruits and objective, quantified assessments of fruit colour, with recognition that the visual range of *Drosophila* differs from that of humans (Little *et al.* 2018).

This study is the first confirmation that Saskatoon berry, crowberry, and cloudberry are susceptible to infestation by *D. suzukii*. These fruits currently occur at the presumed northern range limit for *D. suzukii*; however, exposure of fruit to this invasive fly will most likely increase with continuing effects of climate change (Hamby *et al.* 2016; Rossi Stacconi *et al.* 2016; Langille *et al.* 2017; Stockton *et al.* 2018; Thistlewood *et al.* 2018). There may also be sufficient plasticity in *D. suzukii* cold tolerance that northern populations may slowly become more cold adapted (Jakobs *et al.* 2015; Stockton *et al.* 2018).

Drosophila suzukii can assess relative risks and benefits of different fruit species and has demonstrated behavioural plasticity in host selection behaviour (Diepenbrock *et al.* 2016; Sward *et al.* 2016). This lack of host fidelity by *D. suzukii* may be key to its rapid near global expansion (Diepenbrock *et al.* 2016). Host selection by *D. suzukii* is subject to numerous factors, including fruit characteristics, fruit and foliage volatile odours, fruit abundance, availability of other fruit species, competition with other insect species, and risk of predation. Fruit colour, particularly reflectance of short-length to mid-length-wavelength (blue–orange (470–600 nm)) light, provides *D. suzukii* with a reliable proxy for fruit quality and ripeness, regardless of fruit species, and may contribute to host selection. Growers of fruits at greatest risk from *D. suzukii* may benefit from selecting fruit varieties that retain high reflectance values, particularly at shorter wavelengths (470–600 nm), as the fruit ripens to reduce the attractiveness of those fruit crops to *D. suzukii*. Future research is needed to determine how fruit colour and host volatile odours interact in host selection by *D. suzukii* and to determine the importance of fruit colour relative to other host cues. Commercial and native fruits in boreal and even Nearctic regions are suitable hosts for *D. suzukii* and, with growing effects of climate change, are at increasing risk of infestation.

Acknowledgements. We are grateful for the assistance of Rebecca Rizzato, Aaron Spares, and Velma Dixon for collecting fruits for testing. We thank Heather Crozier for her assistance measuring fruit characters. We are grateful for the generosity of Nova Agri Group and MacBerry Farms for their continuing support and access to their blueberry fields. We gratefully acknowledge the financial support of Atlantic Canada Opportunities Agency Atlantic Innovation Fund (197853), Canada Foundation for Innovation (22087), Natural Sciences and Engineering Research Council of Canada (356109-2008 RGPIN and PGSD2-475743-2015), and Growing Forward 2 in Newfoundland and Labrador (GF21415-309, GF21516-519, GF21617-773, and GF21718-956).

Author contribution. C.L. and N.H. designed research. P.D. and T.C. advised on suitable fruits for testing and methodology. C.L. conducted research. C.L. analysed data and prepared manuscript. N.H., P.D., and T.C. edited manuscript. All authors read and approved manuscript.

Supplementary material. To view supplementary material for this article, please visit <https://doi.org/10.4039/tce.2020.1>.

References

- Abba, S., Olusakin, J., Dare, S.S., Mohammed, Y.G., Ajayi, A.M., and Okpanachi, A.O. 2012. Comparison of the attraction index of male and female *Drosophila melanogaster* to varying odorant substances. *Current Research Journal of Biological Sciences*, **4**: 655–659.
- Abraham, J., Zhang, A., Angeli, S., Abubeker, S., Michel, C., Feng, Y., and Rodriguez-Saona, C. 2015. Behavioral and antennal responses of *Drosophila suzukii* (Diptera: Drosophilidae) to volatiles from fruit extracts. *Environmental Entomology*, **44**: 356–367. <https://doi.org/10.1093/ee/nvv013>.
- Arnó, J., Solà, M., Riudavets, J., and Gabarra, R. 2016. Population dynamics, non-crop hosts, and fruit susceptibility of *Drosophila suzukii* in northeast Spain. *Journal of Pest Science*, **89**: 713–723. <https://doi.org/10.1007/s10340-016-0774-3>.
- Asplen, M.K., Anfora, G., Biondi, A., Choi, D.-S., Chu, D., Daane, K.M., *et al.* 2015. Invasion biology of spotted wing drosophila (*Drosophila suzukii*): a global perspective and future priorities. *Journal of Pest Science*, **88**: 469–494. <https://doi.org/10.1007/s10340-015-0681-z>.
- Bakowska-Barczak, A.M. and Kolodziejczyk, P. 2008. Evaluation of Saskatoon berry (*Amelanchier alnifolia* Nutt.) cultivars for their polyphenol content, antioxidant properties, and storage stability. *Journal of Agricultural and Food Chemistry*, **56**: 9933–9940. <https://doi.org/10.1021/jf801887w>.

- Bolda, M.P., Goodhue, R.E., and Zalom, F.G. 2010. Spotted wing drosophila: potential economic impact of a newly established pest. *Agricultural and Resource Economics Update*, **13**: 5–8.
- Brodie, B.S., Smith, M.A., Lawrence, J., and Gries, G. 2015. Effects of floral scent, color and pollen on foraging decisions and oocyte development of common green bottle flies. *Public Library of Science One*, **10**(12): e0145055. <https://doi.org/10.1371/journal.pone.0145055>.
- Buizer, B., Weijers, S., van Bodegom, P.M., Alsos, I.G., Eidesen, P.B., van Breda, J., *et al.* 2012. Range shifts and global warming: ecological responses of *Empetrum nigrum* L. to experimental warming at its northern (High Arctic) and southern (Atlantic) geographical range margin. *Environmental Research Letters*, **7**: 025501. <https://doi.org/10.1088/1748-9326/7/2/025501>.
- Burrack, H.J., Fernandez, G.E., Spivey, T., and Kraus, D.A. 2013. Variation in selection and utilization of host crops in the field and laboratory by *Drosophila suzukii* Matsumura (Diptera: Drosophilidae), an invasive frugivore. *Pest Management Science*, **69**: 1173–1180. <https://doi.org/10.1002/ps.3489>.
- Calabria, G., Máca, J., Bächli, G., Serra, L., and Pascual, M. 2012. First records of the potential pest species *Drosophila suzukii* (Diptera: Drosophilidae) in Europe. *Journal of Applied Entomology*, **136**: 139–147. <https://doi.org/10.1111/j.1439-0418.2010.01583.x>.
- Celli, G.B., Ghanem, A., and Brooks, M.S.L. 2014. Haskap berries (*Lonicera caerulea* L.) – a critical review of antioxidant capacity and health-related studies for potential value-added products. *Food and Bioprocess Technology*, **7**: 1541–1554. <https://doi.org/10.1007/s11947-014-1301-2>.
- Cha, D.H., Adams, T., Rogg, H., and Landolt, P.J. 2012. Identification and field evaluation of fermentation volatiles from wine and vinegar that mediate attraction of spotted wing drosophila, *Drosophila suzukii*. *Journal of Chemical Ecology*, **38**: 1419–1431. <https://doi.org/10.1007/s10886-012-0196-5>.
- Cha, D.H., Adams, T., Werle, C.T., Sampson, B.J., Adamczyk, J.J., Rogg, H., and Landolt, P.J. 2014. A four-component synthetic attractant for *Drosophila suzukii* (Diptera: Drosophilidae) isolated from fermented bait headspace. *Pest Management Science*, **70**: 324–331. <https://doi.org/10.1002/ps.3568>.
- Cini, A., Anfora, G., Escudero-Colomar, L.A., Grassi, A., Santosuosso, U., Seljak, G., and Papini, A. 2014. Tracking the invasion of the alien fruit pest *Drosophila suzukii* in Europe. *Journal of Pest Science*, **87**: 559–566. <https://doi.org/10.1007/s10340-014-0617-z>.
- Cloonan, K.R., Abraham, J., Angeli, S., Syed, Z., and Rodriguez-Saona, C. 2018. Advances in the chemical ecology of the spotted wing drosophila (*Drosophila suzukii*) and its applications. *Journal of Chemical Ecology*, **44**: 922–939. <https://doi.org/10.1007/s10886-018-1000-y>.
- Cuthill, I.C., Allen, W.L., Arbuckle, K., Caspers, B., Chaplin, G., Hauber, M.E., *et al.* 2017. The biology of color. *Science*, **357**: eaan0221. <https://doi.org/10.1126/science.aan0221>.
- Deprá, M., Poppe, J.L., Schmitz, H.J., De Toni, D.C., and Valente, V.L.S. 2014. The first records of the invasive pest *Drosophila suzukii* in the South American continent. *Journal of Pest Science*, **87**: 379–383. <https://doi.org/10.1007/s10340-014-0591-5>.
- Diepenbrock, L.M., Swoboda-Bhattarai, K.A., and Burrack, H.J. 2016. Ovipositional preference, fidelity, and fitness of *Drosophila suzukii* in a co-occurring crop and non-crop host system. *Journal of Pest Science*, **89**: 761–769. <https://doi.org/10.1007/s10340-016-0764-5>.
- Dweck, H.K.M., Ebrahim, S.A.M., Kromann, S., Bown, D., Hillbur, Y., Sachse, S., *et al.* 2013. Olfactory preference for egg laying on citrus substrates in *Drosophila*. *Current Biology*, **23**: 2472–2480. <https://doi.org/10.1016/j.cub.2013.10.047>.
- Elsensohn, J. and Loeb, G. 2018. Non-crop host sampling yields insights into small-scale population dynamics of *Drosophila suzukii* (Matsumura). *Insects*, **9**: article 5, 1–11. <https://doi.org/10.3390/insects9010005>.
- Entling, W., Anslinger, S., Jarausch, B., Michl, G., and Hoffmann, C. 2018. Berry skin resistance explains oviposition preferences of *Drosophila suzukii* at the level of grape cultivars and single berries. *Journal of Pest Science*, **92**: 477–484. <https://doi.org/10.1007/s10340-018-1040-7>.

- Fairchild, M.D. 2005. Color appearance models, second edition. J. Wiley, Hoboken, New Jersey, United States of America.
- Finch, S. and Collier, R.H. 2000. Host-plant selection by insects – a theory based on “appropriate/inappropriate landings” by pest insects of cruciferous plants. *Entomologia Experimentalis et Applicata*, **96**: 91–102. <https://doi.org/10.1046/j.1570-7458.2000.00684.x>.
- Funes, C.F., Kirschbaum, D.S., Escobar, L.I., and Heredia, A.M. 2018. La mosca de las alas manchadas, *Drosophila suzukii* (Matsamura) Nueva plaga de las frutas finas en Argentina. Ediciones Instituto Nacional de Tecnología Agropecuaria, Famaillá, Argentina. Available from https://inta.gov.ar/sites/default/files/inta_drosophila_suzukii.pdf [accessed 21 September 2018].
- Glover, B.J. and Whitney, H.M. 2010. Structural colour and iridescence in plants: the poorly studied relations of pigment colour. *Annals of Botany*, **105**: 505–511. <https://doi.org/10.1093/aob/mcq007>.
- Grassi, A., Giongo, L., and Palmieri, L. 2011. *Drosophila* (*Sophophora*) *suzukii* (Matsumura), new pest of soft fruits in Trentino (North-Italy) and in Europe. International Organisation for Biological and Integrated Control, West Palaearctic Regional Section Bulletin, **70**: 121–128.
- Hamby, K.A. and Becher, P.G. 2016. Current knowledge of interactions between *Drosophila suzukii* and microbes, and their potential utility for pest management. *Journal of Pest Science*, **89**: 621–630. <https://doi.org/10.1007/s10340-016-0768-1>.
- Hamby, K.A., Bellamy, D.E., Chiu, J.C., Lee, J.C., Walton, V.M., Wiman, N.G., *et al.* 2016. Biotic and abiotic factors impacting development, behavior, phenology, and reproductive biology of *Drosophila suzukii*. *Journal of Pest Science*, **89**: 605–619. <https://doi.org/10.1007/s10340-016-0756-5>.
- Hamby, K.A., Hernández, A., Boundy-Mills, K., and Zalom, F.G. 2012. Associations of yeasts with spotted-wing drosophila (*Drosophila suzukii*; Diptera: Drosophilidae) in cherries and raspberries. *Applied and Environmental Microbiology*, **78**: 4869–4873. <https://doi.org/10.1128/AEM.00841-12>.
- Hauser, M. 2011. A historic account of the invasion of *Drosophila suzukii* (Matsumura) (Diptera: Drosophilidae) in the continental United States, with remarks on their identification. *Pest Management Science*, **67**: 1352–1357. <https://doi.org/10.1002/ps.2265>.
- Hernández de Salomon, C. and Spatz, H.-C. 1983. Colour vision in *Drosophila melanogaster*: wavelength discrimination. *Journal of Comparative Physiology*, **150**: 31–37. <https://doi.org/10.1007/BF00605285>.
- Hickner, P.V., Rivaldi, C.L., Johnson, C.M., Siddappaji, M., Raster, G.J., and Syed, Z. 2016. The making of a pest: insights from the evolution of chemosensory receptor families in a pestiferous and invasive fly, *Drosophila suzukii*. *BMC Genomics*, **17**: article 648, 1–17. <https://doi.org/10.1186/s12864-016-2983-9>.
- Hu, M., Zhai, G., Zhao, Y., and Wang, Z. 2018. Uses of selection strategies in both spectral and sample spaces for classifying hard and soft blueberry using near infrared data. *Scientific Reports*, **8**: 6671. <https://doi.org/10.1038/s41598-018-25055-x>.
- Huang, J., Gut, L., and Grieshop, M. 2017. Evaluation of food-based attractants for *Drosophila suzukii* (Diptera: Drosophilidae). *Environmental Entomology*, **46**: 878–884. <https://doi.org/10.1093/ee/nvx097>.
- Jaffe, B.D., Avanesyan, A., Bal, H.K., Feng, Y., Grant, J., Grieshop, M.J., *et al.* 2018. Multistate comparison of attractants and the impact of fruit development stage on trapping *Drosophila suzukii* (Diptera: Drosophilidae) in raspberry and blueberry. *Environmental Entomology*, **47**: 935–945. <https://doi.org/10.1093/ee/nvy052>.
- Jakobs, R., Garipey, T.D., and Sinclair, B.J. 2015. Adult plasticity of cold tolerance in a continental-temperate population of *Drosophila suzukii*. *Journal of Insect Physiology*, **79**: 1–9. <https://doi.org/10.1016/j.jinsphys.2015.05.003>.

- Karageorgi, M., Bräcker, L.B., Lebreton, S., Minervino, C., Cavey, M., Siju, K.P., *et al.* 2017. Evolution of multiple sensory systems drives novel egg-laying behavior in the fruit pest *Drosophila suzukii*. *Current Biology*, **27**: 847–853. <https://doi.org/10.1016/j.cub.2017.01.055>.
- Keesey, I.W., Knaden, M., and Hansson, B.S. 2015. Olfactory specialization in *Drosophila suzukii* supports an ecological shift in host preference from rotten to fresh fruit. *Journal of Chemical Ecology*, **41**: 121–128. <https://doi.org/10.1007/s10886-015-0544-3>.
- Kelber, A., and Osorio, D. 2010. From spectral information to animal colour vision: experiments and concepts. *Proceedings of the Royal Society B: Biological Sciences*, **277**: 1617–1625. <https://doi.org/10.1098/rspb.2009.2118>.
- Kenis, M., Tonina, L., Eschen, R., van der Sluis, B., Sancassani, M., Mori, N., *et al.* 2016. Non-crop plants used as hosts by *Drosophila suzukii* in Europe. *Journal of Pest Science*, **89**: 735–748. <https://doi.org/10.1007/s10340-016-0755-6>.
- Kirkpatrick, D.M., Gut, L.J., and Miller, J.R. 2018. Development of a novel dry, sticky trap design incorporating visual cues for *Drosophila suzukii* (Diptera: Drosophilidae). *Journal of Economic Entomology*, **111**: 1775–1779. <https://doi.org/10.1093/jee/toy097>.
- Kirkpatrick, D.M., McGhee, P.S., Hermann, S.L., Gut, L.J., and Miller, J.R. 2016. Alightment of spotted wing drosophila (Diptera: Drosophilidae) on odorless disks varying in color. *Environmental Entomology*, **45**: 185–191. <https://doi.org/10.1093/ee/nvv155>.
- Koskela, A.K.J., Anttonen, M.J., Soininen, T.H., Saviranta, N.M.M., Auriola, S., Julkunen-Tiitto, R., and Karjalainen, R.O. 2010. Variation in the anthocyanin concentration of wild populations of crowberries (*Empetrum nigrum* L subsp. *hermaphroditum*). *Journal of Agricultural and Food Chemistry*, **58**: 12286–12291. <https://doi.org/10.1021/jf1037695>.
- Langille, A.B., Arteca, E.M., and Newman, J.A. 2017. The impacts of climate change on the abundance and distribution of the spotted wing drosophila (*Drosophila suzukii*) in the United States and Canada. *PeerJ*, **5**: e3192. <https://doi.org/10.7717/peerj.3192>.
- Lasa, R., Tadeo, E., Dinorín, L.A., Lima, I., and Williams, T. 2017. Fruit firmness, superficial damage, and location modulate infestation by *Drosophila suzukii* and *Zaprionus indianus*: the case of guava in Veracruz, Mexico. *Entomologia Experimentalis et Applicata*, **162**: 4–12. <https://doi.org/10.1111/eea.12519>.
- Lavola, A., Karjalainen, R., and Julkunen-Tiitto, R. 2012. Bioactive polyphenols in leaves, stems, and berries of Saskatoon (*Amelanchier alnifolia* Nutt.) cultivars. *Journal of Agricultural and Food Chemistry*, **60**: 1020–1027. <https://doi.org/10.1021/jf204056s>.
- Lee, J.C., Bruck, D.J., Curry, H., Edwards, D., Haviland, D.R., Van Steenwyk, R.A., and Yorgey, B.M. 2011. The susceptibility of small fruits and cherries to the spotted-wing drosophila, *Drosophila suzukii*. *Pest Management Science*, **67**: 1358–1367. <https://doi.org/10.1002/ps.2225>.
- Lee, J.C., Dalton, D.T., Swoboda-Bhattarai, K.A., Bruck, D.J., Burrack, H.J., Strik, B.C., *et al.* 2016. Characterization and manipulation of fruit susceptibility to *Drosophila suzukii*. *Journal of Pest Science*, **89**: 771–780. <https://doi.org/10.1007/s10340-015-0692-9>.
- Lee, J.C., Dreves, A.J., Cave, A.M., Kawai, S., Isaacs, R., Miller, J.C., *et al.* 2015. Infestation of wild and ornamental noncrop fruits by *Drosophila suzukii* (Diptera: Drosophilidae). *Annals of the Entomological Society of America*, **108**: 117–129. <https://doi.org/10.1093/aesa/sau014>.
- Lee, J.C. and Sial, A. 2016. Reference list of fruits with *Drosophila suzukii* [online]. Available from <http://eorganic.info/spottedwingorganic/resources> [accessed 30 January 2017].
- Li, H., Lee, W.S., and Wang, K. 2014. Identifying blueberry fruit of different growth stages using natural outdoor color images. *Computers and Electronics in Agriculture*, **106**: 91–101. <https://doi.org/10.1016/j.compag.2014.05.015>.
- Little, C.M., Chapman, T.W., and Hillier, N.K. 2018. Effect of color and contrast of highbush blueberries to host-finding behavior by *Drosophila suzukii* (Diptera: Drosophilidae). *Environmental Entomology*, **47**: 1242–1251. <https://doi.org/10.1093/ee/nvy102>.

- Little, C.M., Chapman, T.W., Moreau, D.L., and Hillier, N.K. 2017. Susceptibility of selected boreal fruits and berries to the invasive pest *Drosophila suzukii* (Diptera: Drosophilidae). *Pest Management Science*, **73**: 160–166. <https://doi.org/10.1002/ps.4366>.
- Little, C.M., Rizzato, A.R., Charbonneau, L., Chapman, T., and Hillier, N.K. 2019. Color preference of the spotted wing drosophila, *Drosophila suzukii*. *Scientific Reports*, **9**: article 16051. <https://doi.org/10.1038/s41598-019-52425-w>.
- Liu, Y., Dong, W., Zhang, F., Kenis, M., Griepink, F., Zhang, J., *et al.* 2018. Identification of active components from volatiles of Chinese bayberry, *Myrica rubra* attractive to *Drosophila suzukii*. *Arthropod-Plant Interactions* **12**: 435–442. <https://doi.org/10.1007/s11829-018-9595-z>.
- Lunau, K. 2014. Visual ecology of flies with particular reference to colour vision and colour preferences. *Journal of Comparative Physiology A*, **200**: 497–512. <https://doi.org/10.1007/s00359-014-0895-1>.
- Paulk, A., Millard, S.S., and van Swinderen, B. 2013. Vision in *Drosophila*: seeing the world through a model's eyes. *Annual Review of Entomology*, **58**: 313–332. <https://doi.org/10.1146/annurev-ento-120811-153715>.
- Pelton, E., Gratton, C., and Guédot, C. 2017. Susceptibility of cold hardy grapes to *Drosophila suzukii* (Diptera: Drosophilidae). *Journal of Applied Entomology*, **141**: 644–652. <https://doi.org/10.1111/jen.12384>.
- Plantamp, C., Estragnat, V., Fellous, S., Desouhant, E., and Gibert, P. 2017. Where and what to feed? Differential effects on fecundity and longevity in the invasive *Drosophila suzukii*. *Basic and Applied Ecology*, **19**: 56–66. <https://doi.org/10.1016/j.baae.2016.10.005>.
- Poyet, M., Le Roux, V., Gibert, P., Meirland, A., Prévost, G., Eslin, P., and Chabrerrie, O. 2015. The wide potential trophic niche of the Asiatic fruit fly *Drosophila suzukii*: the key of its invasion success in temperate Europe? *Public Library of Science One*, **10**: e0142785. <https://doi.org/10.1371/journal.pone.0142785>.
- Revadi, S., Vitagliano, S., Rossi Stacconi, M.V., Ramasamy, S., Mansourian, S., Carlin, S., *et al.* 2015. Olfactory responses of *Drosophila suzukii* females to host plant volatiles. *Physiological Entomology*, **40**: 54–64. <https://doi.org/10.1111/phen.12088>.
- Rossi Stacconi, M.V., Kaur, R., Mazzoni, V., Ometto, L., Grassi, A., Gottardello, A., *et al.* 2016. Multiple lines of evidence for reproductive winter diapause in the invasive pest *Drosophila suzukii*: useful clues for control strategies. *Journal of Pest Science*, **89**: 689–700. <https://doi.org/10.1007/s10340-016-0753-8>.
- Stockton, D., Wallingford, A., and Loeb, G. 2018. Phenotypic plasticity promotes overwintering survival in a globally invasive crop pest, *Drosophila suzukii*. *Insects*, **9**: article 105, 1–16. <https://doi.org/10.3390/insects9030105>.
- Sward, G.F.H., Glass, S.E., and Philips, C.R. 2016. The phenology of infestations and the impacts of different varieties of cold hardy red raspberries on *Drosophila suzukii*. *Advances in Entomology*, **4**: 183–190. <https://doi.org/10.4236/ae.2016.43019>.
- Thiem, B. 2003. *Rubus chamaemorus* L. – a boreal plant rich in biologically active metabolites: a review. *Biological Letters*, **40**: 3–13.
- Thistlewood, H.M.A., Gill, P., Beers, E.H., Shearer, P.W., Walsh, D.B., Rozema, B.M., *et al.* 2018. Spatial analysis of seasonal dynamics and overwintering of *Drosophila suzukii* (Diptera: Drosophilidae) in the Okanagan-Columbia Basin, 2010–2014. *Environmental Entomology*, **47**: 221–232. <https://doi.org/10.1093/ee/nvx178>.
- Walsh, D.B., Bolda, M.P., Goodhue, R.E., Dreves, A.J., Lee, J., Bruck, D.J., *et al.* 2011. *Drosophila suzukii* (Diptera: Drosophilidae): invasive pest of ripening soft fruit expanding its geographic range and damage potential. *Journal of Integrated Pest Management*, **2**: G1–G7. <https://doi.org/10.1603/IPM10010>.
- Wang, X., Kaçar, G., and Daane, K.M. 2019. Temporal dynamics of host use by *Drosophila suzukii* in California's San Joaquin Valley: implications for area-wide pest management. *Insects*, **10**: article 206, 1–16. <https://doi.org/10.3390/insects10070206>.

- Wiman, N.G., Dalton, D.T., Anfora, G., Biondi, A., Chiu, J.C., Daane, K.M., *et al.* 2016. *Drosophila suzukii* population response to environment and management strategies. *Journal of Pest Science*, **89**: 653–665. <https://doi.org/10.1007/s10340-016-0757-4>.
- Yu, D., Zalom, F.G., and Hamby, K.A. 2013. Host status and fruit odor response of *Drosophila suzukii* (Diptera: Drosophilidae) to figs and mulberries. *Journal of Economic Entomology*, **106**: 1932–1937. <https://doi.org/10.1603/EC12480>.

Cite this article: Little, C.M., Dixon, P.L., Chapman, T.W., and Hillier, N.K. 2020. Role of fruit characters and colour on host selection of boreal fruits and berries by *Drosophila suzukii* (Diptera: Drosophilidae). *The Canadian Entomologist*, **152**: 546–562. <https://doi.org/10.4039/tce.2020.1>.