



Flows with free boundaries and hydrodynamic singularities

Evgenii A. Karabut^{1,†} and Elena N. Zhuravleva¹

¹Lavrentyev Institute of Hydrodynamics, Siberian Branch, RAS, Novosibirsk, 630090, Russia

(Received 17 July 2023; revised 28 December 2023; accepted 4 January 2024)

Plane unsteady potential flows of an ideal incompressible fluid with a free boundary are considered in the absence of external forces and surface tension. Examples of exact solutions in situations where the entire boundary of the domain occupied by the fluid is completely free are constructed. There may be polar singularities of the complex velocity function inside the fluid, which corresponds to the presence of a source or a sink there.

Key words: topological fluid dynamics

1. Introduction

There are only a few exact solutions that describe unsteady fluid flows with a free boundary. A class of flows with a linear velocity field was studied by Dirichlet (1861), Ovsiannikov (1967) and Longuet-Higgins (1972). Interesting examples of exact solutions and a semi-Lagrangian algorithm for finding these solutions were demonstrated by John (1953). A new class of flows with zero acceleration on the free boundary was considered by Karabut & Zhuravleva (2014) and Karabut, Zhuravleva & Zubarev (2020). Liu & Pego (2021) proposed the use of the term ‘flows with ballistic free boundaries’ for such flows. Advantages of the proposed method of constructing exact solutions are the simplicity of its application and the possibility of studying the behaviour of the singular points of the solution. The need to perform such studies was noted many times. Dyachenko *et al.* (2019) showed that new additional constants of motion can be obtained by integration around singularities located outside the fluid. By studying singularities, Dyachenko *et al.* (2021) developed an asymptotic theory that allows one to find an approximate solution in the case of a small distance between two singularities. The necessity of studying singularities is also proved by the fact that such points, which are initially located outside the fluid, can migrate with time and can reach the free surface, resulting in solution breakdown (Kuznetsov, Spector & Zakharov 1994; Zubarev & Kuznetsov 2014; Lushnikov & Zubarev 2018; Liu & Pego 2021). However, it is not always the case that finding singularities in the

† Email address for correspondence: ekarabut@gmail.com

fluid means solution breakdown. If singular points are complex velocity poles, they can be located inside the flow region because some physical meaning can be assigned to them in this case. Such a problem (sink located in a fluid circle) was considered for the first time by Polubarinova-Kochina (1945). An exact solution that describes the fluid flow containing a sink of a given constant intensity was derived in the Hele–Shaw approximation. A solution having a singularity at the boundary of the domain occupied by the fluid was considered by Mestnikova & Starovoitov (2019). Though a steady flow with allowance for the gravity force was investigated there, the behaviour of the free boundary was qualitatively similar to the unsteady solution obtained in the present study, which describes a two-dimensional flow of an ideal fluid located on a horizontal bottom containing a sink. In this case, a cusp point is formed on the free boundary.

A new algorithm for deriving exact solutions with ballistic free boundaries is proposed in the present paper. The algorithm is based on using conformal mappings. It seems to us that it is more convenient to study flows with hydrodynamic singularities in such a way because this method allows one to control the initial positions of singularities both outside and inside the flow region. Exact solutions that describe fluid flows in domains containing a source or a sink are found; moreover, the source or sink intensity and location may vary.

2. Algorithm of constructing the exact solution

Let the fluid occupy a certain domain D_{z0} in a physical plane $z = x + iy$ at the initial time. The boundary of this domain is free, and its evolution in time is not known. Let us take an auxiliary complex plane $\zeta = \xi + i\eta$. In this plane, we choose a certain simple canonical domain D_ζ (circle, half-plane or strip). One of the advantages of this approach is the fact that the flow region in the auxiliary plane ζ is fixed in time. The goal is to find the conformal mapping of the domain D_ζ to a variable domain D_z occupied by the fluid in the plane z . This mapping is described by the formula $z = Z(\zeta, t)$, where $Z(\zeta, t)$ is an unknown function. Another sought function is the complex velocity $U(\zeta, t) = u - iv$, where (u, v) are the components of the fluid velocity vector \mathbf{v} .

The function U is an analytical function. The validity of the Cauchy–Riemann conditions for this function follows from satisfying the conditions of potentiality and continuity of the flow of an ideal incompressible fluid:

$$\text{rot } \mathbf{v} = 0 \Rightarrow \frac{\partial u}{\partial y} = \frac{\partial v}{\partial x}, \tag{2.1}$$

$$\text{div } \mathbf{v} = 0 \Rightarrow \frac{\partial u}{\partial x} = -\frac{\partial v}{\partial y}. \tag{2.2}$$

Thus, finding the evolution of the fluid flow is reduced to finding two functions $U(\zeta, t)$ and $Z(\zeta, t)$ that are analytical in the domain D_ζ and satisfy the kinematic and dynamic conditions on the free boundary. These conditions are usually written in terms of a conformal mapping and a complex potential (see, e.g. Dyachenko *et al.* 2019). In our studies, we proposed to use a complex velocity instead of a complex potential. This was done for the first time by Karabut (1991) and then discussed in more detail in Karabut, Petrov & Zhuravleva (2019). Let us consider derivation of these conditions in more detail.

The kinematic condition means that the free boundary is a fluid line, i.e. it consists of the same particles; hence, the projection of the velocity \vec{U} of the fluid particle located on the free boundary and the projection of the velocity of the boundary itself Z_t onto the normal to the free boundary coincide with each other. In other words, the vector $Z_t - \vec{U}$ is directed tangentially to the free boundary. Let us recall that the vector tangential to the

free boundary is defined as Z_s (therefore, the normal vector is iZ_s). Here, s is the length of the arc corresponding to the free boundary in the plane ζ . The scalar product of two vectors Z_1 and Z_2 is defined by the formula $\text{Re}[Z_1\bar{Z}_2]$. Therefore, the kinematic condition can be written as

$$\text{Im}[Z_s(\bar{Z}_t - U)] = 0. \tag{2.3}$$

The dynamic condition means that the pressure on the free boundary is constant. In view of the Euler equation, this means that the acceleration vector is orthogonal to the free surface. To derive this condition, we denote the time by the letters T , τ and t , while the remaining independent variables are the Lagrangian coordinates, the Euler coordinates x , y and the complex variable ζ , respectively. In such a way, it is possible to avoid the confusion in writing partial derivatives with respect to time. Thus, though $T = \tau = t$, the partial derivatives with respect to these variables have different meanings and do not coincide, i.e.

$$\frac{\partial}{\partial T} \neq \frac{\partial}{\partial \tau} \neq \frac{\partial}{\partial t}. \tag{2.4}$$

As the acceleration is defined as \bar{U}_T , we obtain the dynamic condition

$$\text{Re}(Z_s U_T) = 0. \tag{2.5}$$

As Z and τ are independent variables, then $Z_\tau = 0$, and

$$Z_\tau = Z_t + Z_\zeta \zeta_\tau = 0 \Rightarrow \zeta_\tau = -\frac{Z_t}{Z_\zeta}. \tag{2.6}$$

Therefore, we have

$$\frac{\partial}{\partial \tau} = \frac{\partial}{\partial t} - \frac{Z_t}{Z_\zeta} \frac{\partial}{\partial \zeta}. \tag{2.7}$$

Taking into account that

$$\frac{\partial}{\partial Z} = \frac{\partial \zeta}{\partial Z} \frac{\partial}{\partial \zeta}, \tag{2.8}$$

we obtain

$$\frac{\partial}{\partial T} = \frac{\partial}{\partial \tau} + \frac{\partial Z}{\partial T} \frac{\partial}{\partial Z} = \frac{\partial}{\partial \tau} + \bar{U} \frac{\partial}{\partial Z} = \frac{\partial}{\partial \tau} + \bar{U} \frac{\partial \zeta}{\partial Z} \frac{\partial}{\partial \zeta}, \tag{2.9}$$

and, hence,

$$\frac{\partial U}{\partial T} = \frac{\partial U}{\partial t} - \frac{Z_t}{Z_\zeta} \frac{\partial U}{\partial \zeta} + \bar{U} \frac{\partial \zeta}{\partial Z} \frac{\partial U}{\partial \zeta}. \tag{2.10}$$

Substituting the resultant expression (2.10) into condition (2.5) and noting that $U_\zeta \zeta_Z Z_s = U_s$, we can write the dynamic boundary condition as

$$\text{Re}(Z_s U_T) = \text{Re}(Z_s U_t - Z_t U_\zeta \zeta_Z Z_s + \bar{U} U_\zeta \zeta_Z Z_s) = \text{Re}(Z_s U_t - U_s(Z_t - \bar{U})) = 0. \tag{2.11}$$

Thus, the kinematic and dynamic boundary conditions take the form

$$\left. \begin{aligned} \text{Im}[Z_s(\bar{Z}_t - U)] &= 0, \\ \text{Re}[Z_s U_t - U_s(Z_t - \bar{U})] &= 0. \end{aligned} \right\} \tag{2.12}$$

Let us consider the special case of general boundary conditions (2.12). It should be noted that both boundary conditions (dynamic and kinematic conditions) are satisfied if

the sought functions on the free boundary satisfy the following system of equations:

$$\left. \begin{aligned} Z_t &= \bar{U}, \\ U_t &= 0. \end{aligned} \right\} \quad (2.13)$$

Certainly, using the boundary conditions (2.13) instead of the dynamic and kinematic conditions (2.12), we reduce the set of solutions. However, (2.13) can be integrated, which allows finding exact solutions of the original problem. It follows from the second equation of system (2.13) that the function U is independent of t ; hence, $U(\zeta, t) = U(\zeta, 0) \equiv f(\zeta)$. Here $f(\zeta)$ is the initial complex velocity of the fluid. Integrating the first equation of system (2.13) on the free boundary, we obtain $Z(\zeta, t) = t\overline{f(\zeta)} + g(\zeta)$. Here $g(\zeta) \equiv Z(\zeta, 0)$ is the initial conformal mapping.

Thus, the following relations are satisfied on the free boundary:

$$\left. \begin{aligned} U(\zeta, t) &= f(\zeta), \\ Z(\zeta, t) &= t\overline{f(\zeta)} + g(\zeta). \end{aligned} \right\} \quad (2.14)$$

As the left and right sides of the first equation of system (2.14) are analytical functions of the complex variable ζ , which coincide on a certain line, then, by virtue of the analytical continuation principle, they coincide everywhere in the domain D_ζ ; therefore, we have found the function of the complex velocity $U(\zeta, t) = f(\zeta)$ everywhere in the domain. To continue the second equation, we need information about the domain shape and about the function $f(\zeta)$. Knowing the value of $\overline{f(\zeta)}$ on the free boundary, we have to find an analytical function $F(\zeta)$ that coincides with $\overline{f(\zeta)}$ on the free boundary. Then, by virtue of the analytical continuation principle, we can argue that the equation $Z(\zeta, t) = tF(\zeta) + g(\zeta)$ is satisfied everywhere in the domain and coincides with the initial equation on the free boundary.

Thus, the following algorithm is proposed for finding exact solutions that describe the flow of an ideal fluid in the domain whose boundary is free.

1. In the auxiliary plane ζ , we choose a domain D_ζ corresponding to the domain occupied by the fluid in the plane z . In fact, this choice means setting the initial conformal mapping, i.e. the function $g(\zeta) \equiv Z(\zeta, 0)$.
2. We define the fluid velocity at the initial time. The initial complex velocity is taken to be an arbitrary analytical function or a function having pole-type singular points in the flow domain (these singular points can be interpreted as sources or sinks located in the flow domain). However, one has to understand that we can estimate whether the entire procedure of obtaining an exact solution for the chosen initial velocity was successful only after the last stage of the procedure (studying whether the resultant solution is analytical) is finalized. Knowing the form of the initial conformal mapping and the fluid velocity at $t = 0$, we determine the function $f(\zeta) \equiv U(\zeta, 0)$.
3. Using the first equation of system (2.14), we find the explicit form of the complex velocity functions $U(\zeta, t)$ on the free boundary in the auxiliary plane ζ . The principle of analytical continuation allows us to conclude that in this way we determined the complex velocity function everywhere in the domain where this function is analytical.
4. We find the function $F(\zeta)$ coinciding with $\overline{f(\zeta)}$ on the free boundary and obtain a function performing the conformal mapping $Z(\zeta, t) = tF(\zeta) + g(\zeta)$.
5. We study singular points of the resultant functions. If the function of the conformal mapping is analytical in the flow domain, while the function of the complex velocity

is analytical or has a pole-type singular point, we can conclude that the exact solution of the original problem was successfully derived.

For solutions found by this method, the acceleration U_T is equal to zero on the free boundary. Indeed, it follows from (2.10) that

$$\frac{\partial U}{\partial T} = \frac{\partial U}{\partial t} - \frac{U_\zeta}{Z_\zeta}(Z_t - \bar{U}), \tag{2.15}$$

whence it follows in view of conditions (2.13) that the acceleration on the free boundary is $\partial U/\partial T = 0$.

3. Initial position of the fluid inside or outside the unit circle

Let us consider some examples of exact solutions obtained by the method described above. Let $g(\zeta) = \zeta$. This means that D_ζ is chosen to be the domain occupied by the fluid at the initial time D_{z_0} . One of the simplest cases is the exterior $|\zeta| > 1$ or the interior $|\zeta| < 1$ a unit circle. Let the initial complex velocity have a pole

$$U(z, 0) = \frac{A}{z - \zeta_0} \quad (\text{Im } A = 0, \text{ Im } \zeta_0 = 0). \tag{3.1}$$

Here, A is the initial intensity of the source or sink, and ζ_0 is a constant defining the source or sink position. Let us choose ζ_0 in such a way that it is located in the domain D_{z_0} . Thus, there is a source ($A > 0$) or a sink ($A < 0$) in the flow region at the initial time. Situations with the singularity ζ_0 located inside the unit circle $|z| < 1$ or outside it $|z| > 1$ are principally different.

As the conformal mapping at $t = 0$ is performed by the function $Z(\zeta, 0) = g(\zeta) = \zeta$, the initial complex velocity in the plane ζ has the form

$$U(\zeta, 0) = f(\zeta) = \frac{A}{\zeta - \zeta_0}. \tag{3.2}$$

Knowing the function $f(\zeta)$, we determine the complex velocity for any value of t ,

$$U(\zeta, t) = \frac{A}{\zeta - \zeta_0}. \tag{3.3}$$

Let us consider the second equation of system (2.14). Let us recall that it is satisfied on the free boundary corresponding to a unit circumference in the plane ζ , i.e. $|\zeta| = 1$, which means that $\zeta = e^{i\theta}$. In this case, we have

$$\bar{\zeta} = e^{-i\theta} = \frac{1}{\zeta}. \tag{3.4}$$

Thus, it follows from the second equation of system (2.14) that the function $Z(\zeta, t)$ on the free boundary $\zeta = e^{i\theta}$ has the form

$$Z(\zeta, t) = \overline{t f(\bar{\zeta})} + g(\zeta) = \zeta + \frac{At}{1/\zeta - \zeta_0}, \quad \text{here } \zeta = e^{i\theta}. \tag{3.5}$$

Now it is possible to apply the analytical continuation principle to this function. Therefore, the problem is completely solved in the domain D_ζ ,

$$U(\zeta, t) = \frac{A}{\zeta - \zeta_0}, \quad Z(\zeta, t) = \zeta + \frac{At}{1/\zeta - \zeta_0}. \tag{3.6a,b}$$

Eliminating the variable ζ from system (3.6), we obtain the form of the complex velocity in the physical plane z ,

$$U(z, t) = \frac{A(At + z\zeta_0 - 2\zeta_0^2) \pm A\sqrt{(z\zeta_0 + At - 1)^2 + 4At}}{2z(1 - \zeta_0^2) - \zeta_0(At + 1 - \zeta_0^2)}. \tag{3.7}$$

Let us recall that the free boundary corresponds to the unit circumference $|\zeta| = 1$ in the plane ζ . Assuming that $\zeta = e^{i\theta}$ in the second equation of system (3.6) and separating the real and imaginary parts, we obtain a parametric equation of the free boundary in the physical plane

$$x = \operatorname{Re} \left[e^{i\theta} + \frac{At}{e^{-i\theta} - \zeta_0} \right], \quad y = \operatorname{Im} \left[e^{i\theta} + \frac{At}{e^{-i\theta} - \zeta_0} \right], \quad \text{here } \theta \in [0, 2\pi]. \tag{3.8a,b}$$

However, for the solution to describe a certain fluid flow adequately, its singular points should either be located outside the flow region or allow some hydrodynamic interpretation. Obviously, the function $U(\zeta, t)$ in the plane of the complex variable ζ has a pole at the point ζ_0 . Let us demonstrate that the corresponding point $z_0 = Z(\zeta_0, t)$ in the physical plane z is also a pole of the complex velocity. For this purpose, we calculate the limit, which is equal to the source (sink) intensity in the physical plane,

$$\begin{aligned} \lim_{z \rightarrow z_0} U(z - z_0) &= \lim_{z \rightarrow z_0} \frac{A}{\zeta - \zeta_0} \left(\zeta - \zeta_0 + \frac{At}{1/\zeta - \zeta_0} - \frac{At}{1/\zeta_0 - \zeta_0} \right) \\ &= A + \frac{A^2 t}{(1 - \zeta_0^2)^2} \equiv B. \end{aligned} \tag{3.9}$$

It should be noted that the pole in the physical plane

$$z_0 = Z(\zeta_0, t) = \zeta_0 - \frac{A\zeta_0}{\zeta_0^2 - 1} t, \tag{3.10}$$

moves along the real axis with a constant velocity. This fact is difficult to explain from the physical point of view, but it is easily eliminated by transition to a new coordinate system moving relative to the initial one with constant velocity $u_0 = A\zeta_0/(\zeta_0^2 - 1)$. Indeed, let us use the Galilean transformation, denoting the new complex variable – \tilde{z} , the complex velocity in the new coordinate system – \tilde{U} . We denote the time in the new coordinate system by $\tilde{\tau}$. By virtue of the Galilean transformation, we have

$$\left. \begin{aligned} \tilde{\tau} &= \tau, \\ \tilde{z} &= z + u_0\tau, \\ \tilde{U} &= U + u_0. \end{aligned} \right\} \tag{3.11}$$

The pole position in the new system will be fixed,

$$\tilde{z}_0 = z_0 + u_0\tau = \zeta_0 - \frac{A\zeta_0}{\zeta_0^2 - 1} + u_0t = \zeta_0. \tag{3.12}$$

It is seen from presentation (3.7) that, in addition to the pole z_0 , the function $U(z, t)$ has two more singular points of the square root type z_1 and z_2 , which are the roots of the equation

$$(z\zeta_0 + At - 1)^2 + 4At = 0. \tag{3.13}$$

If there is a sink at the singular point z_0 , i.e. $A < 0$, then the singularities z_1 and z_2 move along the real axis $z_{1,2} = (\sqrt{-At} \pm 1)^2/\zeta_0$. In view of the free boundary equation (3.8),

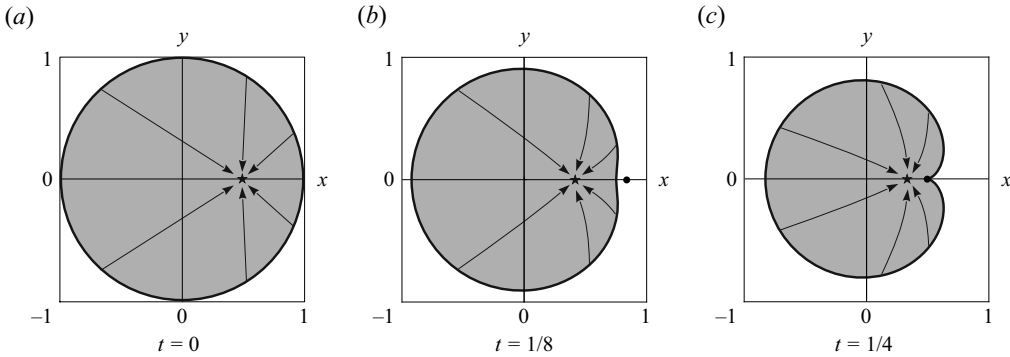


Figure 1. Evolution of a droplet with a sink.

we can determine that one of the singularities in this case reaches the free boundary at the time instant $t^* = -(1 - \zeta_0)^2/A$. Thus, the solution breaks down within a finite time due to the formation of the cusp point on the free boundary.

Figure 1 shows an example of such a flow. The domain occupied by the fluid is coloured grey, and the streamlines are shown there. At the initial time, the fluid occupies a unit circle. In the fluid region, at the point $z_0 = 1/2 - 2t/3$, there is a singular point, which is a sink of intensity $A = -1$. This point is marked by the star in the figure. Two other singularities of the square root type have the form $z_{1,2} = 2(\sqrt{t} \pm 1)^2$. Arising at the initial time at the point $z = 2$, they move along the real axis in the opposite directions (at $t < 1$). One of them passes to infinity and does not affect the solution. The other one, which is shown by the dot in the figure, approaches the free boundary and reaches it at $t^* = 1/4$, leading to solution breakdown. Thus, we obtain an example of the solution broken within a finite time due to the fact that the singular point initially located outside the flow region reaches the free boundary.

Another situation is observed if there is a source in the fluid at the initial time, i.e. $A > 0$. In this case, it is more convenient to study the behaviour of singularities in the plane ζ . Let us recall that the complex velocity function is not analytical at points where $Z_\zeta = 0$ because $U_z = U_\zeta/Z_\zeta$. The second equation of system (3.6) yields

$$Z_\zeta = 1 + \frac{At(1 - \zeta \zeta_0) + \zeta_0 At \zeta}{(1 - \zeta \zeta_0)^2} = 0 \Rightarrow (1 - \zeta \zeta_0)^2 = -At \Rightarrow \zeta = \frac{1}{\zeta_0} \pm i \frac{\sqrt{At}}{\zeta_0}. \tag{3.14}$$

Therefore, there are two singularities in the plane ζ at $A > 0$, which are formed at the initial time on the real axis at the point $\xi = 1/\zeta_0$ and move along the straight line $\xi = 1/\zeta_0$ in the opposite directions to infinity. There may be two principally different cases here. In the first case, the fluid occupies a unit circle at the initial time and there is a source at a certain point ζ_0 located on the real axis inside this circle ($|\zeta_0| < 1$); therefore, the singularities are always outside the fluid because the flow region is bounded by the unit circle and the singular points move along the straight line $\xi = 1/\zeta_0 > 1$. We obtain droplet spreading with a source, which is an example of the solution that exists for an unlimited time. Figure 2 illustrates the evolution of such a droplet at $A = 1$, $\zeta_0 = 1/2$. The domain occupied by the fluid is coloured grey, and the streamlines are shown. The source position is marked by the star.

The second case with the fluid initially occupying the exterior of the unit circle is much more interesting. There is a source in the flow region ($|\zeta_0| > 1$). We actually consider

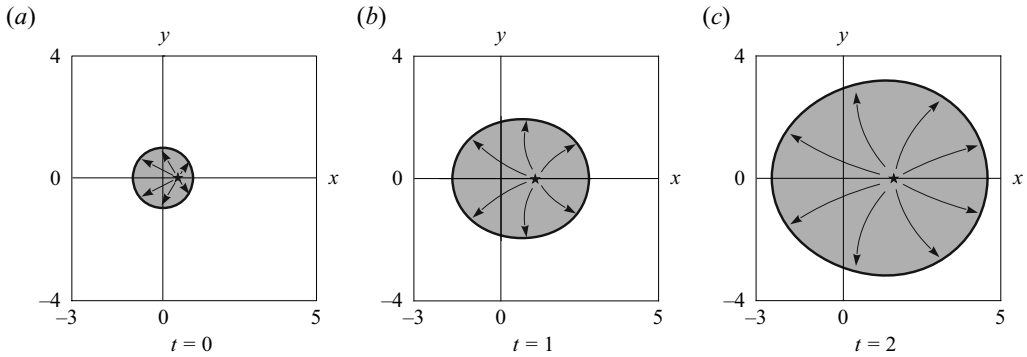


Figure 2. Growth of the droplet containing a source.

a bubble of a unit radius located in an unbounded fluid with a source. In this case, the singularities are formed inside the circle because $\xi = 1/\zeta_0 < 1$ and reach the free boundary $|\zeta| = 1$ at the time $t^* = (\zeta_0^2 - 1)/A$. The solution breaks down, and the bubble collapses. Let us study the shape of the free boundary in the plane z at the instant of solution breakdown t^* . Substituting $t = t^*$ into the second equation of system (3.6), we find that the free boundary in the plane z at the solution breakdown instant is defined by

$$z = \zeta + \frac{At\zeta}{1 - \zeta\zeta_0} = \frac{\zeta\zeta_0(\zeta_0 - \zeta)}{1 - \zeta\zeta_0} \Big|_{\zeta=e^{i\theta}}. \tag{3.15}$$

As $|\zeta|$ on the free boundary is equal to unity, we obtain that $|z|$ for the free boundary points has the form

$$|z| = |\zeta||\zeta_0| \left| \frac{\zeta_0 - \zeta}{1 - \zeta\zeta_0} \right| = |\zeta_0| \left| \frac{\zeta_0 - \zeta}{1 - \zeta\zeta_0} \right|. \tag{3.16}$$

Let us calculate the absolute value assuming that $\zeta = e^{i\theta}$,

$$\left| \frac{\zeta_0 - \zeta}{1 - \zeta\zeta_0} \right| = \left| \frac{\zeta_0 - \cos\theta - i\sin\theta}{1 - \zeta_0\cos\theta - i\zeta_0\sin\theta} \right| = \left| \frac{(\zeta_0 - \cos\theta)^2 + \sin^2\theta}{(1 - \zeta_0\cos\theta)^2 + \zeta_0^2\sin^2\theta} \right| = 1. \tag{3.17}$$

Substituting the absolute value (3.17) into (3.16), we find that the equality $|z| = |\zeta_0|$ is valid for the points located on the free boundary at the solution breakdown instant. Therefore, the free boundary at the bubble collapse instant transforms to an arc of a circumference of radius $|\zeta_0|$ with the centre at the origin of the coordinate system. Let us determine the degree measure of this arc. For this purpose, we study the smoothness of the free boundary in the plane z at the time t^* . Let us recall that the equation of the free boundary in the physical plane can be derived as a parametrically defined curve. Assuming that $z = x + iy$ in (3.15) and separating the real and imaginary parts, we obtain

$$x = \zeta_0 \left(\frac{2\sin^2\theta}{\zeta_0^2 - 2\zeta_0\cos\theta + 1} - 1 \right), \quad y = \frac{2\zeta_0\sin\theta(\zeta_0 - \cos\theta)}{\zeta_0^2 - 2\zeta_0\cos\theta + 1}. \tag{3.18a,b}$$

If the curve $y(x)$ is defined parametrically, then its smoothness is violated at those points where the derivative x_θ with respect to the parameter θ vanishes. After differentiating the

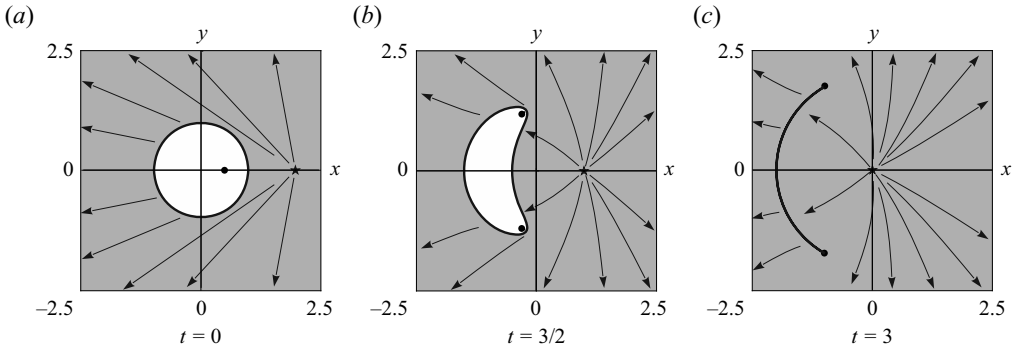


Figure 3. Evolution of the bubble located in an unbounded fluid with a source.

first equation of system (3.18) with respect to θ and some transformations, we obtain

$$x_\theta = 0 \Leftrightarrow (\cos \theta - \zeta_0)(1 - \zeta_0 \cos \theta) = 0. \tag{3.19}$$

In the case considered here, we have $|\zeta_0| > 1$; then it follows from (3.19) that $\theta = \pm \arccos(1/\zeta_0)$. For certainty, let us assume that $\zeta_0 = 2$. Substituting the found values of the parameters into (3.15), we see that the free boundary smoothness in this case is violated at the points $z = -1 \pm i\sqrt{3}$. It is of interest that the singularities $z_{1,2}$, which reached the free boundary at the time t^* , are also located at the points $z = -1 \pm i\sqrt{3}$.

Figure 3 illustrates the evolution of the bubble located in an unbounded fluid. The domain occupied by the fluid is coloured grey, and the streamlines are shown. There is a source of intensity $A = 1$ in the fluid at the point $\zeta_0 = 2$ at the initial time. Its position is marked by the star. Two other singularities are formed at the initial time at the point $z = 1/2$. Then they separate from each other and move inside the bubble. Their positions are marked by the dots in the figure. At the time $t^* = 3$, the singularities reach the free boundary, and the bubble collapses into an arc of a circumference of radius 2 (the value of this arc is 120°). The solution breaks down.

4. Initial form of the fluid is a strip

Let the fluid at the initial time occupy a strip

$$D_{z_0} = \left\{ (x, y) : -\infty < x < +\infty, -\frac{\pi}{4} < y < \frac{\pi}{4} \right\}, \tag{4.1}$$

bounded by free boundaries. We assume that a pole of the first order of intensity A is located in the flow region at the origin and the velocity field at $t = 0$ is defined by the complex velocity of the form

$$U(z, 0) = \frac{A}{\tanh z}, \quad (\text{Im } A = 0). \tag{4.2}$$

The flow domain in the auxiliary plane D_ζ is taken to be a unit circle with the centre at the origin of the coordinate system $\zeta = 0$. It is known that the strip D_{z_0} is mapped to a unit circle by the function $\zeta = \tanh z$; therefore, the function $g(\zeta) \equiv Z(\zeta, 0)$ is taken to be an

inverse function to the hyperbolic tangent

$$g(\zeta) = \tanh^{-1} z = \frac{1}{2} \ln \left(\frac{1 + \zeta}{1 - \zeta} \right). \tag{4.3}$$

The initial complex velocity in the plane ζ has the form $U(\zeta, 0) = A/\zeta$. According to the solution algorithm described above, it follows that, for any t ,

$$U(\zeta, t) = \frac{A}{\zeta}. \tag{4.4}$$

Let us find the function that performs conformal mapping. Let us recall that conditions (2.13) are satisfied on the free boundary corresponding to the unit circumference $|\zeta| = 1$ in the plane ζ ; therefore, the following transformations are valid for $\zeta = e^{i\theta}$ ($\theta \in [0, 2\pi]$):

$$Z_t = \bar{U} \Rightarrow Z_t = \frac{\bar{A}}{\zeta} = A\zeta \Rightarrow Z = A\zeta t + g(\zeta). \tag{4.5}$$

This function is analytical; therefore, it may be continued from the free boundary to the entire plane ζ . Thus, we obtain the problem solution in the auxiliary plane ζ ,

$$U(\zeta, t) = \frac{A}{\zeta}, \quad Z(\zeta, t) = \frac{1}{2} \ln \left(\frac{1 + \zeta}{1 - \zeta} \right) + A\zeta t. \tag{4.6a,b}$$

After the mapping defined by the second equation of system (4.6), the segment of the real axis $\xi \in [-1, 1]$ in the complex plane ζ is mapped into the abscissa axis in the plane z . The non-penetration condition is satisfied on this line, i.e.

$$U(\xi, t) = \frac{A}{\xi} = u - iv \Rightarrow v \equiv 0. \tag{4.7}$$

Thus, it is possible to consider not only the flow in a strip bounded by two free boundaries, which was initially declared, but it is also possible to talk about the flow of a fluid layer on a motionless solid wall.

Let us study the singular points of the constructed solution. In the auxiliary plane ζ , the complex velocity has a pole at the point $\zeta = 0$. This point corresponds to $z = 0$ in the physical plane. Let us calculate the limit $\lim_{z \rightarrow 0} (zU)$ and show that there is also a pole in the plane z at the origin of the coordinate system:

$$\begin{aligned} \lim_{z \rightarrow 0} zU &= \lim_{\zeta \rightarrow 0} \left(\frac{A}{2\zeta} \ln \frac{1 + \zeta}{1 - \zeta} + A^2 t \right) \\ &= \lim_{\zeta \rightarrow 0} \left(\frac{A}{2\zeta} \ln \left(1 + \frac{2\zeta}{1 - \zeta} \right) + A^2 t \right) = A + A^2 t. \end{aligned} \tag{4.8}$$

Thus, the complex velocity function in the physical plane has a source or a sink of variable intensity linearly increasing with time at the origin of the coordinate system.

In addition to the pole, the analytical character of the complex velocity function is violated at the points $Z_\zeta = 0$. Let us study these points in the plane ζ ,

$$Z_\zeta = \frac{\partial}{\partial \zeta} \left(\frac{1}{2} \ln \left(\frac{1 + \zeta}{1 - \zeta} \right) + A\zeta t \right) = \frac{1}{1 - \zeta^2} + At = 0 \Rightarrow \zeta^2 = 1 + \frac{1}{At}. \tag{4.9}$$

If the fluid at the initial time contains a source ($A > 0$), then the singularities defined by (4.9) arise at infinitely distant points and move along the real axis. However, these singular

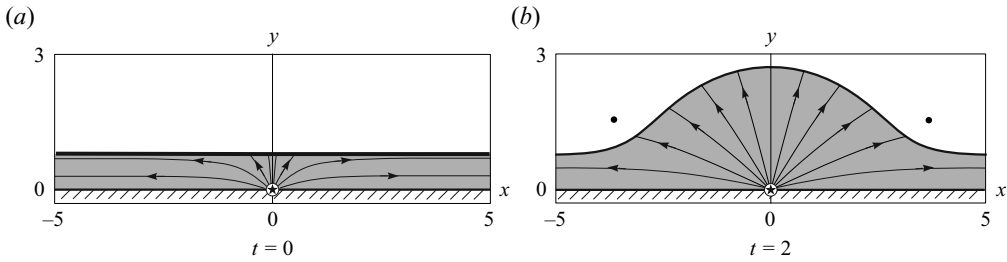


Figure 4. Fluid flow on a solid substrate containing a source.

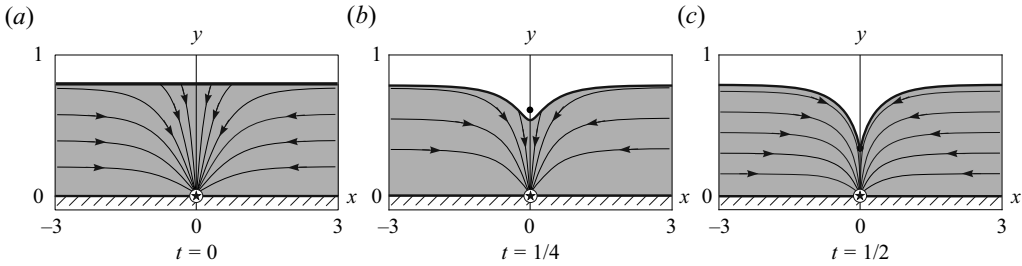


Figure 5. Fluid flow on a solid substrate containing a sink.

points reach the boundaries of the flow region $|\zeta| < 1$ only as $t \rightarrow \infty$ because

$$\lim_{t \rightarrow \infty} \left(1 + \frac{1}{At} \right) = 1. \tag{4.10}$$

Therefore, there is only one singularity (source) inside the flow region at any finite time instant. Thus, we constructed an example of the exact solution that describes the fluid flow with a free boundary located on a motionless solid surface with a source. As a result, a droplet growing with time is formed on the free surface. This process is illustrated in figure 4. The domain occupied by the fluid is coloured grey, and the streamlines are shown. The source marked by the star is located at the origin of the coordinate system. Two singularities (marked by the dots in the figure) move outside the flow region, form the line of the free boundary and approach it as $t \rightarrow \infty$.

If there is a sink ($A < 0$) at the initial time on the solid wall bounding the flow region, the singular points defined by (4.9) move at $t \in (0, -1/A)$ along the imaginary axis toward each other from infinity to the origin:

$$\zeta^* = \pm i\sqrt{-1 - 1/(At)}. \tag{4.11}$$

Obviously, they will cross the free boundary $|\zeta| = 1$ at a certain time instant and enter the flow region. The instant of solution breakdown is easily calculated, i.e.

$$\zeta^* = i\sqrt{-1 - 1/(At^*)} = i \Rightarrow \sqrt{-1 - 1/(At^*)} = 1 \Rightarrow t^* = -\frac{1}{2A}. \tag{4.12}$$

Thus, we constructed an example of the solution that describes the fluid flow with a free boundary on a solid substrate with a sink. The solution breaks down within a finite time with the formation of a cusp point on the free boundary. The evolution of such a flow at $A = -1$ is illustrated in figure 5. The domain occupied by the fluid is coloured grey, and the streamlines are shown. The sink located at the origin of the coordinate system is marked by the star. Two other singularities, as was shown above, move along

the imaginary axis. One of them, which has a negative coordinate, does not affect the flow at all. The other one, which is marked by the dot in the figure, approaches the free boundary and forms a dip on it. At the time $t^* = 1/2$, the singular point reaches the flow region boundary, thus breaking the solution.

5. Method of conformal mappings and Hopf equation

In our previous publications (Karabut & Zhuravleva 2014; Karabut *et al.* 2020), we found exact solutions that describe flows with zero acceleration on the free boundary by using the Hopf equation $U_\tau + UU_z = 0$ or its generalization in the form

$$U_\tau + C(U)U_z = 0, \tag{5.1}$$

where $C(U)$ is a rational function depending on the complex velocity. Solutions were found for the cases with $C(U) = U$, $C(U) = -U$ and $C(U) = 1/U$. It is of interest to note that the solutions found in the present study also satisfy the generalized Hopf equation (5.1). Let us demonstrate this fact. According to (2.7), we have

$$U_\tau = U_t - \frac{Z_t}{Z_\zeta} U_\zeta. \tag{5.2}$$

Let us recall that we tried to find solutions satisfying system (2.13); hence, $U_t = 0$ for them. Then, taking into account that $U_\zeta / Z_\zeta = U_z$, we can rewrite (5.2) in the form

$$U_\tau = -Z_t U_z \Rightarrow U_\tau + Z_t U_z = 0. \tag{5.3}$$

Comparing (5.1) and (5.3), we see that the solutions obtained in the present study satisfy the generalized Hopf equation with the function $C(U) = Z_t$.

Let us find the explicit form of the function $C(U)$ for solutions where the free boundary in the physical plane at the initial time is a unit circumference. According to the second equation of system (3.6), we have

$$Z(\zeta, t) = \zeta + \frac{At}{1/\zeta - \zeta_0} \Rightarrow Z_t = \frac{A}{1/\zeta - \zeta_0}. \tag{5.4}$$

From the first equation of system (3.6), we express ζ via U and substitute it into the expression for Z_t , thus obtaining

$$U(\zeta, t) = \frac{A}{\zeta - \zeta_0} \Rightarrow \zeta = \frac{A}{U} + \zeta_0 \Rightarrow Z_t = \frac{A}{\frac{A}{U} + \zeta_0 - \zeta_0} = \frac{A^2 + AU\zeta_0}{(1 - \zeta_0^2)U - A\zeta_0}. \tag{5.5}$$

Therefore, the solutions found in the present study for which the free boundary at the initial time is a unit circle satisfy the generalized Hopf equation (5.1) with the function $C(U)$ of the form

$$C(U) = \frac{A^2 + AU\zeta_0}{(1 - \zeta_0^2)U - A\zeta_0}. \tag{5.6}$$

Thus, we extended the family of the functions $C(U)$ for which the solutions of the generalized Hopf equation describe the ideal fluid flow with a free boundary. However, if we apply the Galileo transformation (3.11) and pass to the coordinate system with respect to which the pole of the complex velocity is stationary, it turns out that the found flows are described by the generalized Hopf equation for which

$$C(\tilde{U}) = \frac{A^2}{(1 - \zeta_0^2)^2 \tilde{U}}. \tag{5.7}$$

6. Conclusions

Researchers have always been interested in obtaining exact solutions. They are not only valuable in themselves. Their analysis also allows one to confirm or disprove hypotheses dealing with properties of ideal fluid flows, in particular, the hypothesis put forward by academician V.E. Zakharov on integrability of the Euler equations for problems with a free boundary.

In the present study, we propose a new algorithm of finding exact solutions based on using conformal mappings. This method allows one to construct solutions that describe the behaviour of a fluid in a region containing a source or sink. Several exact solutions of a plane potential unsteady problem of motion of the fluid with a free boundary are constructed.

An interesting fact is that the solutions obtained by the new method also satisfy the generalized Hopf equation (5.1). However, the following question is still open: Are there other rational functions $C(U)$ for which the solutions of the generalized Hopf equation describe the flows with a free boundary?

Declaration of interests. The authors report no conflict of interest.

Author ORCIDs.

 Evgenii A. Karabut <https://orcid.org/0000-0001-6876-5817>;

 Elena N. Zhuravleva <https://orcid.org/0000-0002-4321-2877>.

REFERENCES

- DIRICHLET, G.L. 1861 Untersuchungen uber ein problem der hydrodynamik. *J. Reine Angew. Math.* **58**, 181–216.
- DYACHENKO, A.I., DYACHENKO, S.A., LUSHNIKOV, P.M. & ZAKHAROV, V.E. 2019 Dynamics of poles in two-dimensional hydrodynamics with free surface: new constants of motion. *J. Fluid Mech.* **874**, 891–925.
- DYACHENKO, A.I., DYACHENKO, S.A., LUSHNIKOV, P.M. & ZAKHAROV, V.E. 2021 Short branch cut approximation in two-dimensional hydrodynamics with free surface. *Proc. R. Soc. A* **477** (2249), 20200811.
- JOHN, F. 1953 Two-dimensional potential flows with a free boundary. *Commun. Pure Appl. Math.* **VI**, 497–503.
- KARABUT, E.A. 1991 Semi-analytical investigation of unsteady free-boundary flows. *Intl Ser. Numer. Math.* **99**, 215–224.
- KARABUT, E.A., PETROV, A.G. & ZHURAVLEVA, E.N. 2019 Semi-analytical study of the Voinovs problem. *Euro. J. Appl. Math.* **30**, 298–337.
- KARABUT, E.A. & ZHURAVLEVA, E.N. 2014 Unsteady flows with a zero acceleration on the free boundary. *J. Fluid Mech.* **754**, 308–331.
- KARABUT, E.A., ZHURAVLEVA, E.N. & ZUBAREV, N.M. 2020 Application of transport equations for constructing exact solutions for the problem of motion of a fluid with a free boundary. *J. Fluid Mech.* **890**, A13.
- KUZNETSOV, E.A., SPECTOR, M.D. & ZAKHAROV, V.E. 1994 Formation of singularities on the free surface of an ideal fluid. *Phys. Rev. E* **49** (2), 1283–1290.
- LIU, J.-G. & PEGO, R.L. 2021 In search of local singularities in ideal potential flows with free surface. [arXiv:2108.00445](https://arxiv.org/abs/2108.00445)
- LONGUET-HIGGINS, M.S. 1972 A class of exact, time-dependent, free-surface flows. *J. Fluid Mech.* **55** (3), 529–543.
- LUSHNIKOV, P.M. & ZUBAREV, N.M. 2018 Exact solutions for nonlinear development of a Kelvin–Helmholtz instability for the counterflow of superfluid and normal components of Helium II. *Phys. Rev. Lett.* **120**, 204504.
- MESTNIKOVA, A.A. & STAROVOITOV, V.N. 2019 Steady free surface potential flow of an ideal fluid due to a singular sink on the flat bottom. *Nonlinear Anal.* **49**, 111–136.
- OVSJANNIKOV, L.V. 1967 General equations and examples. In *Problem of Unsteady Motion of the Fluid with a Free Boundary*, Novosibirsk.
- POLUBARINOVA-KOCHINA, P.Y. 1945 On moving of the oil-bearing contour. *Dokl. Akad. Nauk SSSR* **47** (4), 254–257.
- ZUBAREV, N.M. & KUZNETSOV, E.A. 2014 Singularity formation on a fluid interface during the Kelvin–Helmholtz instability development. *J. Expl Theor. Phys.* **119** (1), 169–178.