

RESEARCH ARTICLE

Does Poverty Undermine Cooperation in Multiethnic Settings? Evidence from a Cooperative Investment Experiment

Max Schaub¹ , Johanna Gereke²  and Delia Baldassarri^{3,4} 

¹Berlin Social Science Center (WZB), Reichpietschufer 50, 10785 Berlin, Germany, e-mail: max.schaub@wzb.eu, ²Mannheim Centre for European Social Research (MZES), A5,6, 68159 Mannheim, Germany, e-mail: johanna.gereke@mzes.uni-mannheim.de, ³Department of Sociology, New York University, 295 Lafayette Street, 10012, New York, USA and ⁴Dondena Centre for Research on Social Dynamics and Public Policies, Bocconi University, via Roentgen 1, 20136, Milan, Italy, e-mail: db1794@nyu.edu

Abstract

What undermines cooperation in ethnically diverse communities? Scholars have focused on factors that explain the lack of inter-ethnic cooperation, such as prejudice or the difficulty to communicate and sanction across group boundaries. We direct attention to the fact that diverse communities are also often poor and ask whether poverty, rather than diversity, reduces cooperation. We developed a strategic cooperation game where we vary the income and racial identity of the interaction partner. We find that beliefs about how poor people behave have clear detrimental effects on cooperation: cooperation is lower when people are paired with low-income partners, and the effect is particularly strong when low-income people interact among themselves. We observe additional discrimination along racial lines when the interaction partner is poor. These findings imply that poverty and rising inequality may be a serious threat to social cohesion, especially under conditions of high socioeconomic segregation.

Keywords: Cooperation; poverty; ethnic diversity; cooperative investment game; discrimination

Introduction

Various research findings show that ethnoracially diverse communities have lower levels of social capital and public goods provision than homogeneous communities (Alesina, Baqir, and Easterly 1999; Costa and Kahn 2003; Habyarimana et al. 2007; Putnam 2007; Robinson 2016; Schaeffer 2014). A common reason that has been advanced to explain why ethnic heterogeneity may hinder the cooperative capacity of

Support for this research was provided by the European Research Council (award no. 639584). The data, code, and any additional materials required to replicate all analyses in this article (Schaub, Gereke, and Baldassarri 2019) are available at the *Journal of Experimental Political Science* Dataverse within the Harvard Dataverse Network, at: doi:10.7910/DVN/OQTUZZM. We thank Marco Casari, Diego Gambetta, Merlin Schaeffer, Maria Abascal, Nan Zhang, and Wojtek Przepiorka, the participants at research seminars at Bocconi University, New York University, WZB, and three anonymous reviewers for their helpful comments. The authors declare no conflict of interest.

© The Experimental Research Section of the American Political Science Association 2019

a community is racial prejudice (Allport 1954; Oliver and Wong 2003): negative attitudes toward non-coethnics may negatively affect prosocial behavior. Even if no aversion toward non-coethnics exists, other factors may undermine cooperation in ethnically heterogeneous settings, such as differences with regard to norms of cooperation, disagreement over preferred outcomes, or weak social networks and difficulties in communication and social control across ethnic groups (Algan, Hémet, and Laitin 2016; Enos and Gidron 2016; Habyarimana et al. 2009; Kimenyi 2006; Lieberman and McClendon 2013; Miguel and Gugerty 2005; Winter and Zhang 2018). However, others have cautioned that the relationship between diversity and cooperation may also be spurious. Ethnic minorities often have low social status, and ethnically diverse communities are often also poor communities. Thus, poverty, rather than ethnoracial diversity, might be at the basis of their lower cooperative capacity (Abascal and Baldassarri 2015; Gereke, Schaub, and Baldassarri 2018; Lawrance 1991; Sampson 2012; Sampson, Raudenbush, and Earls 1997).

Research in psychology and economics suggests that poverty produces a specific mind-set: in particular, poor people are affected by “present-bias,” according to which they tend to discount the future more than people who do not live in conditions of chronic disadvantage. Namely, because they constantly face pressing needs (e.g., paying bills, repaying short-term loans) or more essential expenses (e.g., buying food for their children, paying for medical emergencies), poor people tend to value immediate rewards more highly compared to better-off people (Banerjee and Duflo 2011; Haushofer and Fehr 2014). Poor people have also been shown to disproportionately experience stress and cognitive burden/attentional capture (Banerjee and Duflo 2011; Mani et al. 2013; Mullainathan and Shafir 2013; Shah, Mullainathan, and Shafir 2012), which has been associated with lower saving rates (Karlan, Ratan, and Zinman 2014).¹

Extending this research to a new domain, we theorize that poverty may have negative effects on cooperative behavior. Community-level cooperation often generates from a series of small, repeated, reciprocal gestures that builds over time into more substantial forms of collective action (Baldassarri 2015; Gould 1993; Kim and Bearman 1997). Poverty challenges this process. People experiencing poverty may be less prone to engage in cooperative behavior because they might discard the future benefits of cooperation, or might make commitments they cannot sustain. In addition, poverty may also affect expectations: poor people might be considered less reliable cooperation partners, and might have fewer opportunities to participate in cooperative endeavors in the first place because others anticipate poor people to be more present-bias and act accordingly (Bechtel and Scheve 2017).

In order to test this idea, we developed a novel experimental design. Our framework allows us to capture how cooperative decisions are made as a function of an interaction partner’s identity. We experimentally vary both the partner’s racial identity (Black or White) and their poverty status (rich or poor). In addition, we distinguish between non-strategic behavior due to *aversion toward* racial outgroups and the poor, and *strategic discrimination* based on expectations about others’ behavior. Strategic interactions are

¹The causal direction between poverty and present-bias remains moot. While most research points toward a causal effect of poverty on present-bias, we cannot exclude that individuals who exhibit present-bias and high time discounting become poor in part because of these characteristics.

captured with a new two-player behavioral game – the cooperative investment game (CIG) – while non-strategic behavior is captured with a classic dictator game (DG).

We find evidence of strategic discrimination based on income: poor interaction partners elicit substantially lower cooperation rates. Much of this discrimination is due to participants who are low-income earners themselves. Race also matters, in particular when the interaction partner is poor. While high-income Blacks command similar levels of cooperation to high-income Whites, low-income Blacks are considered worse cooperation partners than low-income Whites.

Research Design and Methods

We conducted our experiment with 1,190 participants who we recruited in the online crowdsourcing marketplace Amazon Mechanical Turk.² The experiment was programmed using oTree (Chen, Schonger, and Wickens 2016), and we pre-registered our research design and analysis plan with egap.org.³ Here we present in detail the most important components of our research design. Additional information is available in the Supplementary Material.

Randomization of Partner's Identity

When relying on observational data, scholars have no control over the intersection of race and socioeconomic status, thus making it difficult to disentangle their effect on cooperative behavior. In our experimental framework, we systematically manipulated the identity of our participants' interaction partners. Namely, we randomized the income (alternating between “10,000–20,000\$ per year” and “60,001–80,000\$ per year”), race (alternating between “White” and “Black or African American”), and gender of the interaction partner while keeping his/her age constant. In particular, participants were first asked to provide sociodemographic information about themselves: their age, sex, household income, and race. They were then matched with another participant and shown their partner's demographic information in the same format that was used to collect their own information (Figure 1). Using the same format, we aimed at increasing the realism of the experiment while making explicit both the race and social class of the partner. Moreover, by adding information about gender and age, we reduced the emphasis on income and race, with the goal of making participants less suspicious about the experimental treatment. This novel procedure overcomes limitations of previous experiments on race, in which the race treatment (e.g., typical Black names) often goes hand in hand with perceptions of social class (Gaddis

²MTurk respondents are a diverse subject pool with respect to their age, ethnicity, and socioeconomic status (Mason and Suri 2011), thus providing a pool that is more diverse than most lab experiments. They are, nonetheless, younger and more highly educated than the overall population, and this likely makes our results a low benchmark for assessing discrimination (cf. Table A9 in the Supplementary Material). Because questions about both ethnicity and income are sensitive, it may help that the online interface affords more anonymity over conventional laboratory environments. While experiments on convenience samples such as MTurk have raised discussion about external validity, research comparing results from survey experiments on a nationally representative population-based sample and MTurk have found considerable similarity (Mullinix et al., 2015).

³The pre-analysis plan can be found at <https://egap.org/registration/2375>.

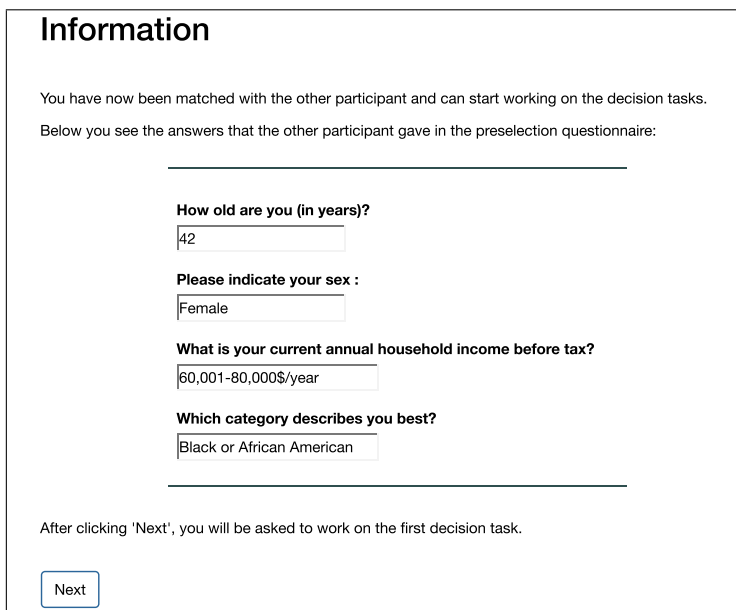


Figure 1

Matching and visualization of partner’s profile. Screenshot from the experiment.

2014, 2017). Thus, we adopted a 23 factorial design, in which the partner’s profile varied according to gender, economic status, and race.

We are, however, mainly interested in the effect of the partner’s income and race on our participants’ decision, and thus focus our analysis on the four treatment conditions depicted in Table 1.

The Cooperative Investment and Dictator Games

Participants engaged in two decision tasks with their assigned partner: the CIG and the DG. They were presented with these tasks in a random order and were informed about their payoffs only after making both decisions.

Table 1
Treatment conditions of interest and associated sample size

		Partner’s race	
		White	Black
Partner’s income	Poor (\$10–\$20k)	N = 296	N = 287
	Rich (\$60–\$80k)	N = 316	N = 291

Table 2
Payoff structure of the cooperative investment game

		Partner	
		Keep	Invest
Participant	Keep	100% immediately/ 100% immediately	100% immediately/ 80% in 2 weeks
	Invest	80% in 2 weeks/ 100% immediately	133% in 2 weeks/ 133% in 2 weeks

The CIG is a two-player (“participant” and “partner”), strategic cooperation game that has the structure of a stag hunt game (Skyrms 2004), and includes a time dimension. In the CIG, participants are given an endowment (here, ccC 150),⁴ and have to decide whether they want to keep the endowment or invest it. If they decide to keep the endowment, participants receive the amount immediately. Investing promises a 33% return on investment (here, a payoff of ccC 200) after a 2-week wait. However, this return is only realized if their interaction partner chooses to invest too. If the partner chooses *not* to invest, participants lose 20% of their endowment and still have to wait 2 weeks to receive their reduced payoff of ccC 120 (Table 2).⁵

In the CIG, cooperation is the optimal solution if the participant is confident that their partner will cooperate (and believes that the other person also holds this belief). Cooperation tasks have been used before to study strategic discrimination of non-coethnics (Enos and Gidron 2016; Fershtman and Gneezy 2001; Habyarimana et al. 2007). Notwithstanding, scholars have tended to consider games that capture the trade-off between individual and group interest, such as prisoner dilemma or public goods games. In a one-shot prisoner dilemma game the optimal solution is always to defect – defection maximizes individual payoff while inflicting a loss on the partner, while in the CIG, an individual’s optimal decision crucially depends on his/her expectations about their partner’s behavior. Cooperation is the best option if the partner cooperates, while non-cooperation is preferable if the partner does not cooperate. Finally, non-cooperation should not be considered a neutral choice, because it inflicts a cost on the partner in case she/he cooperates.

The time component likens the CIG to cooperation situations where the reward of a cooperative act accrues at a later point, and makes it sensitive to differences in “present-bias,” the main mechanism through which we expect poverty to affect cooperation. In an extreme scenario, for individuals with high time-discounting rates, the cooperation payoff (133% of the endowment) may be discounted to the point of being lower than the value of the endowment that is received immediately. For such individuals, it is optimal not to invest. Participants in the CIG should thus gauge

⁴Amounts were presented to the participants in the artificial currency C. \$1 corresponds to C 325. The conversion is done to make amounts and relative differences easier to understand.

⁵Since it is prohibited to implement real-time matching, our participants were matched with a person whose sociodemographic profile corresponds to the partner described in the experiment. The person’s decision in the CIG was recorded in a pre-test.

their partner's time-discounting rate, and how their partner will assess their own time-discounting rate. The game was intentionally constructed this way to provide a measure of cooperation that is sensitive to expectations about the partner's willingness to cooperate, and to reflect the fact that many real-life cooperation situations take time to come to fruition.

The randomization of the partners' profiles allows us to causally assess the impact of a partner's racial identity and economic status on participants' cooperative behavior. Comparing across the four cells of Table 1, we ask whether being matched with a poor Black partner, poor White partner, rich Black partner, or rich White partner makes a difference in the way in which people behave in this strategic cooperative situation.⁶

In order to distinguish strategic considerations from aversion toward a partner's economic class or race, we measured prosocial inclination toward the partner with a DG, a two-player allocation task that does not entail strategic interaction. This game is traditionally used to measure altruistic behavior (Camerer 2003), and varying the identity of the recipient makes it possible to assess "taste-based" discrimination (Adida, Laitin, and Valfort 2014; Becker 1957; Fershtman and Gneezy 2001; Whitt and Wilson 2007). In the DG, a pair of players is allocated a fixed sum (here, ccC 100). One person in the pair is then selected as the decider and has to decide, anonymously, how to split the amount between himself/herself and the other player. In our experiment, all participants were assigned the role of the decider. If our participants held negative sentiments toward Blacks or the poor, we would expect overall levels of contributions in the DG to be lower when participants are matched to partners from these categories.⁷ Since participants were matched to the same partner for the DG and CIG, contributions in the DG can also be used as a control for prosociality in the analysis of CIG behavior, thus strengthening our interpretation of behavior in the CIG as driven by strategic considerations rather than non-strategic considerations.⁸

Hypotheses and Results

Hypotheses

Our main hypotheses concern the causal effect of the partner's identity – namely his/her race and economic status – on our participants' cooperative behavior in the CIG. First of all, we expect that participants matched with a poor partner will be less likely to invest.

Hypothesis 1: Participants invest at lower rates in the CIG when matched with a low-income rather than high-income partner.

⁶Among our participants, 77 individuals (6%) indicated that they were Black themselves. Excluding these individuals from the sample marginally decreases the precision of the estimates, but leaves the substantial results reported here unaffected. See Tables A4 and A5.

⁷The resulting dictator allocations were given to individuals in our sample that fit the profile of the interaction partner. These payments were made after the conclusion of the data collection.

⁸In the experiment the DG and the CIG were presented in random order. That is, about half of our participants ($n = 579$) engaged in the CIG first and then in the DG, while the other half ($n = 611$) first played the DG, and then the CIG. All our models include a dummy variable controlling for the order of games played, which in no case is statistically significant.

Based on arguments made in observational research on the negative effects of ethnoracial diversity, we also expect that:

Hypothesis 2: Participants invest at lower rates in the CIG when matched with a Black rather than White partner.

Apart from testing these general hypotheses, we seek to determine whether differences in behavior are likely to be driven by distaste/dislike, or by strategic considerations. If lower levels of cooperation with poor people and ethnic minorities are due to taste (e.g., dislike of Blacks, belief of poor people as undeserving, etc.), we would find evidence in terms of lower contributions to poor and Black partners in the DG. If, instead, cooperative behavior is mainly based on specific expectations about the strategic behavior of minorities and poor, then we would not see discrimination in non-strategic interactions like the DG, even though we would observe it in the strategic CIG.

Hypothesis 3: If differences in behavior are driven by “distaste,” participants will discriminate against poor or Black partners in the DG.

Results

We start our analysis by ruling out this last hypothesis (Hypothesis 3). In regressions of the amounts sent in the DG on the partner’s income status and race (reported in Table A1 in the Supplementary Material), we find little evidence for taste-based discrimination. In line with other studies of the US population that have used the DG (Abascal 2015; Fong and Luttmer 2011), we find that our participants sent virtually identical amounts to Black and White partners. Along the income dimension, we find that our participants give slightly *more* to poor partners (3% points) – although this difference is only marginally statistically significant and does not hold up when controlling for pre-treatment controls. We therefore believe that taste-based discrimination plays a minor role in our experimental setting.

Next, we turn our attention to behavior in the CIG with the binary outcome “invest”/“not invest.” Unlike the DG, this is a strategic cooperation setting where expectations about the partner’s behavior factor in when deciding about one’s own behavior. Results from linear probability models are reported in Table 3.⁹ Looking first at the race dimension (Hypothesis 2), we see that the proportion of participants who invest in the CIG when matched with a White partner is 47.5%. This proportion is somewhat lower (–3.6% points) when participants are matched with Black partners, but the difference is not statistically significant at conventional levels (Table 3; Model 1). Controlling for pre-treatment covariates of participants (sex, age, race, education, income, household size, occupation), as stipulated in the pre-analysis plan, does not improve the precision of the estimates (Table 3; Model 2).

In contrast, playing the game with a rich as compared to a poor partner is associated with a 3.7% points higher share of respondents that choose to invest – a difference that increases to 5.1% points and is statistically significant when controlling for pre-treatment demographics (Table 3; Models 3 and 4). Model 5 additionally controls for the amount passed on in the DG. DG donations are not strictly pre-treatment, so this estimate is merely exploratory. Nevertheless, it is conceptually

⁹OLS is used for ease of interpretation; logit and probit models produce virtually identical results.

Table 3
Regression of investment behavior on treatment conditions

Income class × player	(1)	(2)	(3)	(4)	(5)	(6)	(7)		
							Low	Middle	High
High income × partner White			0.037 (0.024)	0.051** (0.023)	0.061*** (0.021)		0.114** (0.046)	−0.008 (0.053)	0.042 (0.031)
Partner Black	−0.036 (0.025)	−0.031 (0.026)							
High income × partner White						ref.			
High income × partner Black						−0.015 (0.043)			
Low income × partner White						−0.036 (0.037)			
Low income × partner Black						−0.081** (0.031)			
Constant	0.475*** (0.014)	0.427*** (0.044)	0.439*** (0.016)	0.384*** (0.053)	0.254*** (0.046)	0.441*** (0.038)	0.519*** (0.096)	0.281 (0.304)	0.341 (0.252)
Demographic controls	–	yes	–	yes	yes	yes	yes	yes	yes
DG behavior	–	–	–	–	yes	–	–	–	–
<i>N</i>	1,190	1,190	1,190	1,190	1,190	1,190	382	388	420

OLS regression; DV: participant invested in the CIG; models 1 and 3: no controls; models 2 and 4: demographic controls as per pre-analysis plan; model 5: demographic controls and prosocial behavior as recorded in DG; model 6: effects for the four combinations of poverty status and race; White high-income partners as reference category; model 7: treatment effects for different income groups; standard errors in parentheses, * $p < 0.1$, ** $p < 0.05$, *** $p < 0.01$

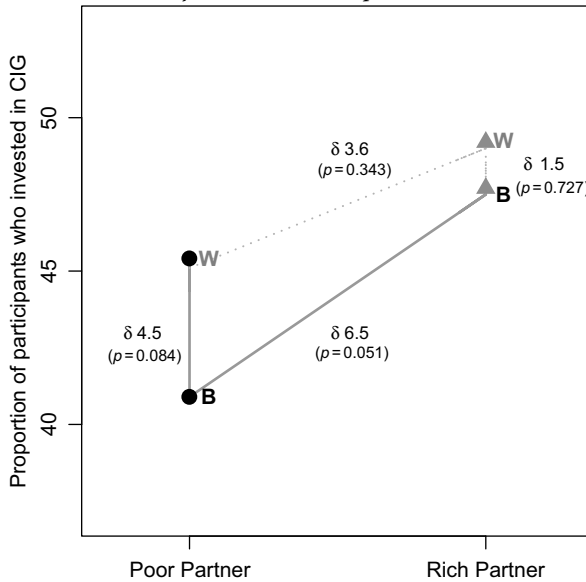


Figure 2

Effects of the combination of partner's income and race on cooperation in the CIG. Marginal effects from OLS regression as in Table 3, Model 4. Investment decisions when matched with "poor partners" depicted as black circles, when matched with "rich partners" as grey triangles; W stands for "White partner," B for "Black partner." Indicated p-values are for pairwise comparisons. Solid lines indicate differences that are significant at $p < 0.1$; dotted lines, differences that are not statistically significant at conventional levels.

informative: the estimate in Model 5 can be considered the effect of strategic considerations net of the effect of "taste." As can be seen, the coefficient is larger in size and more precisely estimated, reinforcing the point that, if anything, "taste" reduces discrimination in the CIG.

Both treatment conditions were randomly assigned, meaning our design allows us to provide causal estimates of the simultaneous effect of race and income. For this purpose, we coded a categorical variable that takes four values for White & high-income, White & low-income, Black & high-income, and Black & low-income interaction partners. White high-income partners serve as the reference category. Results are presented in Table 3, Model 6, and Figure 2, which plots margins for each partner category. Here we see that participants generally invest less when their partner is poor, but that this effect is amplified when the partner is Black. High-income Blacks elicit 6.5% points higher cooperation rates than low-income Blacks ($p = 0.051$), while for White partners, the difference is a more modest 3.6%, and not statistically significant at conventional levels ($p = 0.343$). That is, the cooperation-reducing effect of poverty is only fully visible when the partner is Black. The figure also shows that low-income Black participants elicit lower cooperation rates overall than low-income White participants. Low-income Blacks are 4.5% points less likely to elicit cooperation than low-income Whites, a difference that is marginally statistically significant ($p = 0.084$).

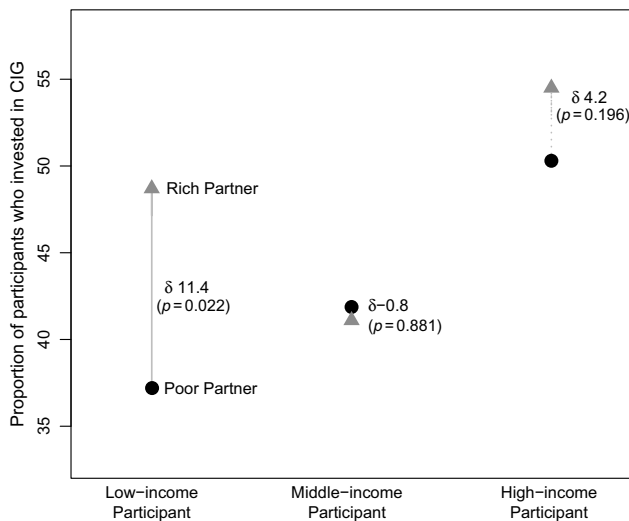


Figure 3

Effect of partner's income status (rich or poor) on investment behavior in the CIG for different income categories of participants. Marginal effects from OLS regression as in Table 3, Model 7. Black circles report participants' investment decisions when matched with "poor partners," grey triangles for "rich partners." Indicated p -values are for pairwise comparisons. Solid lines indicate differences that are significant at $p < 0.1$; dotted lines, differences that are not statistically significant at conventional levels.

We conclude our analysis by looking at who is strategically discriminating against the poor. We divide our participants in three income categories: low income (no income to \$30,000), middle income (\$30,001–\$60,000), and high income (\$60,001–\$100,000 or more), and analyze their respective behavior when matched with low- or high-income partners (Figure 3). We find that most of the discrimination against poor partners is enacted by participants who are low-income earners themselves: participants making less than \$30,000 display a 11.4% points difference in cooperation levels when matched with a high- versus low-income partner ($p = 0.022$). The gap is much smaller, and non-significant, among middle-income (-0.8% points, $p = 0.881$) and high-income (4.2% points, $p = 0.196$) participants.¹⁰

We point out that the true effects of this finding are multiplicative. To calculate the probability for cooperation to take place in the CIG, the propensity to invest of *both interaction partners* has to be taken into account. Thus, in our game, if a high-income participant encounters another rich partner, the probability of a successful investment is 30%. If a high-income participant encounters a poor partner, this probability lowers to 24%. And if a low-income participant encounters another poor participant, it is 14% – less than *half* that of an encounter between two high-income participants.

¹⁰In a sensitivity analysis in the Supplementary Material, we show that this finding does not rely on the particular cutoff chosen. There is substantial strategic discrimination among all participants earning less than \$40,000, while the picture is more mixed among those earning more.

Our experiment does not allow us to point to the exact source of this strategic discrimination of the poor against the poor. Our initial intuition was inspired by a literature that suggests that the poor are often present-biased. We find, however, that poorer participants do not invest less in general – indeed when they are paired with a rich interaction partner, their investment rates are no different from those of rich participants. Nonetheless, it appears that poorer respondents *believe other poor people to be present-biased* and therefore discriminate against them.

Tentative evidence for this interpretation comes from an additional test that we conducted on a reduced sample ($n = 222$).¹¹ We removed the time dimension from the CIG, holding all other aspects of the experimental setup constant. That is, in this version, players did not have to wait 2 weeks for the investment to be paid out. Removing the time dimension almost doubled the investment rate. More importantly, no discrimination against rich or poor partners was observable, neither among wealthier nor among poorer participants. It thus appears that participants take close notice of the time aspect of the game, and consider how the wait will influence the likelihood to invest by a specific partner.

While we can exclude that mere inter-group animus is at the root of the discriminatory behavior, and have produced evidence that perceptions of the partner's cooperative inclinations are important, we cannot entirely rule out that other/additional reasons govern the behavior of our participants.¹² Teasing out the exact cause of the strategic discrimination behavior remains an important task for future research.

Discussion

What undermines cooperation in diverse communities? Understandably, scholars' attention has converged on the factors that make inter-ethnic relationships difficult, from prejudice to weaker sanctioning capacity. Here we switched our attention to a factor that many diverse communities have in common: poverty. Building on findings on the effects of poverty, we explore the possibility that material distress may undermine cooperative efforts.

Through a strategic game that captures the nature of cooperative dilemma in multiethnic settings, we examined the effects of income and race on strategic cooperation. We find evidence for strategic discrimination against the poor, especially against poor Blacks, while rich Blacks command the same amount of cooperation than rich Whites. Intriguingly, strategic discrimination against the poor is enacted by other poor people. This discriminatory behavior does not seem to be motivated by a simple dislike of ethnic minorities or the poor. Rather, expectations and stereotypes about foresight and lower strategic outlook among the poor, and poor Blacks in particular, appear to explain the findings. This explanation is tentative, however, and in need of more rigorous testing.


What are the implications of our findings? First, economic disadvantage, more than ethnic diversity, might be at the basis of lower levels of cooperation in

¹¹The full results of this test are reported in Tables A6 and A7 in the Supplementary Material.

¹²For instance, there is evidence of a penalty for Blacks among middle-income participants and, although not significant, among low-income participants. See Table A8 and Figure A1 in the Supplementary Material.

contemporary societies. Since minority status and economic disadvantage are often associated, it is possible that the lower levels of cooperation that we observe in ethnically diverse communities are not exclusively related to ethnicity, but rather due to expectations about the short time-horizon of poor people. However, we caution that our findings across racial lines (Black and White) in the USA may not extend to other ethnic groups or to immigrants, or to other countries with a different history of racial or ethnic marginalization. More work is needed to determine whether the mechanism we identified here also applies in other contexts where ethnicity and poverty are entwined.

Second, our research design highlighted the extent to which cooperation is contingent on the identity of interaction partners. Thus, to fully appreciate how individual actions scale up into group-level outcomes – that is, community-level cooperation – we must consider the social composition of the environment where individuals operate. In particular, the USA has remarkable and persisting levels of geographic segregation (Logan 2013; Massey 1990; Sampson 2012), and as a consequence, social interactions are very homogeneous along racial and income lines. That the strategic discrimination of the poor is mostly engendered by other low-income people is, therefore, a result that is particularly worrisome for cooperation, due to the multiplicative depressive effect that this might have on diverse communities. Growing levels of inequality (Piketty and Saez 2014) add to this scenario, enlarging the pool of people that might experience the negative consequences of poverty. In this perspective, policies oriented at lifting people from chronic poverty might improve not only their economic conditions but also the cooperative capacity of their communities.

Author ORCID.  Max Schaub, <https://orcid.org/0000-0003-2057-7002>, Johanna Gereke, <https://orcid.org/0000-0002-1058-9651>, Delia Baldassarri, <https://orcid.org/0000-0002-9264-035X>

Supplementary Material. To view supplementary material for this article, please visit <https://doi.org/10.1017/XPS.2019.19>

References

- Abascal, M.** 2015. Us and Them: Black-White Relations in the Wake of Hispanic Population Growth. *American Sociological Review* 80(4): 789–813.
- Abascal, M. and D. Baldassarri.** 2015. Love Thy Neighbor? Ethnoracial Diversity and Trust Reexamined. *American Journal of Sociology* 121(3): 722–782.
- Adida, C. L., D. D. Laitin, and M.-A. Valfort.** 2014. Muslims in France: Identifying a Discriminatory Equilibrium. *Journal of Population Economics* 27(4): 1039–1086.
- Alesina, A., R. Baqir, and W. Easterly.** 1999. Public Goods and Ethnic Divisions. *The Quarterly Journal of Economics* 114(4): 1243–1284.
- Algan, Y., C. Hémet, and D. D. Laitin.** 2016. The Social Effects of Ethnic Diversity at the Local Level: A Natural Experiment with Exogenous Residential Allocation. *Journal of Political Economy* 124(3): 696–733.
- Allport, G. W.** 1954. *The Nature of Prejudice*. Cambridge, MA: Addison-Wesley Pub. Co.
- Baldassarri, D.** 2015. Cooperative Networks: Altruism, Group Solidarity, Reciprocity, and Sanctioning in Ugandan Producer Organizations. *American Journal of Sociology* 121(2): 355–395.
- Banerjee, A. V. and E. Duflo.** 2011. *Poor Economics: A Radical Rethinking of the Way to Fight Global Poverty*. New York: PublicAffairs.

- Bechtel, M. M. and K. F. Scheve.** 2017. Who Cooperates? Reciprocity and the Causal Effect of Expected Cooperation in Representative Samples. *Journal of Experimental Political Science* 4(3): 206–228.
- Becker, G. S.** 1957. *The Economics of Discrimination*. Chicago: University of Chicago Press.
- Camerer, C.** 2003. *Behavioral Game Theory: Experiments in Strategic Interaction*. New York, NY: Russell Sage Foundation.
- Chen, D. L., M. Schonger, and C. Wickens.** 2016. Tree—An Open-Source Platform for Laboratory, Online, and Field Experiments. *Journal of Behavioral and Experimental Finance* 9, 88–97.
- Costa, D. L. and M. E. Kahn.** 2003. Civic Engagement and Community Heterogeneity: An Economist's Perspective. *Perspectives on Politics* 1(1): 103–111.
- Enos, R. D. and N. Gidron.** 2016. Intergroup Behavioral Strategies as Contextually Determined: Experimental Evidence from Israel. *The Journal of Politics* 78(3): 851–867.
- Fershtman, C. and U. Gneezy.** 2001. Discrimination in a Segmented Society: An Experimental Approach. *The Quarterly Journal of Economics* 116(1): 351–377.
- Fong, C. M. and E. F. Luttmer.** 2011. Do Fairness and Race Matter in Generosity? Evidence from a Nationally Representative Charity Experiment. *Journal of Public Economics* 95(5): 372–394.
- Gaddis, S. M.** 2014. Discrimination in the Credential Society: An Audit Study of Race and College Selectivity in the Labor Market. *Social Forces* 93(4): 1451–1479.
- Gaddis, S. M.** 2017. How Black are Lakisha and Jamal? Racial Perceptions from Names Used in Correspondence Audit Studies. *Sociological Science* 4, 469–489.
- Gereke, J., M. Schaub, and D. Baldassarri.** 2018. Ethnic Diversity, Poverty and Social Trust in Germany: Evidence from a Behavioral Measure of Trust. *PLoS ONE* 13(7): e0199834.
- Gould, R. V.** 1993. Collective Action and Network Structure. *American Sociological Review* 58, 182–96.
- Habyarimana, J., M. Humphreys, D. N. Posner, and J. M. Weinstein.** 2007. Why Does Ethnic Diversity Undermine Public Goods Provision? *American Political Science Review* 101(04): 709–725.
- Habyarimana, J., M. Humphreys, D. N. Posner, and J. M. Weinstein.** 2009. *Coethnicity: Diversity and the Dilemmas of Collective Action*. Russell Sage Foundation series on trust. New York: Russell Sage Foundation.
- Haushofer, J. and E. Fehr.** 2014. On the Psychology of Poverty. *Science* 344(6186): 862–867.
- Karlan, D., A. L. Ratan, and J. Zinman.** 2014. Savings by and for the Poor: A Research Review and Agenda. *Review of Income and Wealth* 60(1): 36–78.
- Kim, H. and P. Bearman.** 1997. The Structure and Dynamics of Movement Participation. *American Sociological Review* 62(1): 70–93.
- Kimenyi, M. S.** 2006. Ethnicity, Governance and the Provision of Public Goods. *Journal of African Economies* 15(Suppl.1): 62–99.
- Lawrance, E. C.** 1991. Poverty and the Rate of Time Preference: Evidence from Panel Data. *Journal of Political Economy* 99(1): 54–77.
- Lieberman, E. S. and G. H. McClendon.** 2013. The Ethnicity–Policy Preference Link in Sub-Saharan Africa. *Comparative Political Studies* 46(5): 574–602.
- Logan, J. R.** 2013. The Persistence of Segregation in the 21st Century Metropolis. *City & Community* 12(2): 160–168.
- Mani, A., S. Mullainathan, E. Shafir, and J. Zhao.** 2013. Poverty Impedes Cognitive Function. *Science* 341(6149): 976–980.
- Mason, W. and S. Suri.** 2011. Conducting Behavioral Research on Amazon's Mechanical Turk. *Behavior Research Methods* 44(1): 1–23.
- Massey, D. S.** 1990. American Apartheid: Segregation and the Making of the Underclass. *American Journal of Sociology* 96(2): 329–357.
- Miguel, E. and M. K. Gugerty.** 2005. Ethnic Diversity, Social Sanctions, and Public Goods in Kenya. *Journal of Public Economics* 89(11–12): 2325–2368.
- Mullainathan, S. and E. Shafir.** 2013. *Scarcity: Why Having Too Little Means So Much*. New York, NY: Times Books.
- Mullinix, K. J., T. J. Leeper, J. N. Druckman, and J. Freese.** 2015. The Generalizability of Survey Experiments. *Journal of Experimental Political Science* 2(2): 109–138.
- Oliver, E. J. and J. Wong.** 2003. Intergroup Prejudice in Multiethnic Settings. *American Journal of Political Science* 47(4): 567–582.
- Piketty, T. and E. Saez.** 2014. Inequality in the Long Run. *Science* 344(6186): 838–843.

- Putnam, R. D.** 2007. E Pluribus Unum: Diversity and Community in the Twenty-First Century the 2006 Johan Skytte Prize Lecture. *Scandinavian Political Studies* 30(2): 137–174.
- Robinson, A. L.** 2016. Nationalism and Ethnic-Based Trust Evidence from an African Border Region. *Comparative Political Studies* 49(14): 0010414016628269.
- Sampson, R. J.** 2012. *Great American City: Chicago and the Enduring Neighborhood Effect*. Chicago; London: The University of Chicago Press.
- Sampson, R. J., S. W. Raudenbush, and F. Earls.** 1997. Neighborhoods and Violent Crime: A Multilevel Study of Collective Efficacy. *Science* 277(5328): 918–924.
- Schaeffer, M.** 2014. *Ethnic Diversity and Social Cohesion: Immigration, Ethnic Fractionalization and Potentials for Civic Action*. Ashgate Publishing, Ltd.
- Schaub, M., J. Gereke, and D. Baldassarri.** 2019. Replication Data for: Does Poverty Undermine Cooperation in Multiethnic Settings? Evidence from a Cooperative Investment Experiment. Harvard Dataverse, V1, doi: [10.7910/DVN/OQTUZH](https://doi.org/10.7910/DVN/OQTUZH).
- Shah, A. K., S. Mullainathan, and E. Shafir.** 2012. Some Consequences of Having Too Little. *Science* 338(6107): 682–685.
- Skyrms, B.** 2004. *The Stag Hunt and the Evolution of Social Structure*. Cambridge, UK; New York: Cambridge University Press.
- Whitt, S. and R. K. Wilson.** 2007. The Dictator Game, Fairness and Ethnicity in Postwar Bosnia. *American Journal of Political Science* 51(3): 655–668.
- Winter, F. and N. Zhang.** 2018. Social Norm Enforcement in Ethnically Diverse Communities. *Proceedings of the National Academy of Sciences* 115(11): 2722–2727.

Cite this article: Schaub M, Gereke J, and Baldassarri D (2020). Does Poverty Undermine Cooperation in Multiethnic Settings? Evidence from a Cooperative Investment Experiment. *Journal of Experimental Political Science* 7, 27–40. <https://doi.org/10.1017/XPS.2019.19>