



Squirming through shear-thinning fluids

Charu Datt¹, Lailai Zhu², Gwynn J. Elfring^{1,†} and On Shun Pak^{3,†}

¹Department of Mechanical Engineering, University of British Columbia, Vancouver, BC, V6T 1Z4, Canada

²Laboratory of Fluid Mechanics and Instabilities, École Polytechnique Fédérale de Lausanne, Lausanne, CH-1015, Switzerland

³Department of Mechanical Engineering, Santa Clara University, Santa Clara, CA 95053, USA

(Received 2 September 2015; revised 8 October 2015; accepted 13 October 2015; first published online 2 November 2015)

Many micro-organisms find themselves immersed in fluids displaying non-Newtonian rheological properties such as viscoelasticity and shear-thinning viscosity. The effects of viscoelasticity on swimming at low Reynolds numbers have already received considerable attention, but much less is known about swimming in shear-thinning fluids. A general understanding of the fundamental question of how shear-thinning rheology influences swimming still remains elusive. To probe this question further, we study a spherical squirmer in a shear-thinning fluid using a combination of asymptotic analysis and numerical simulations. Shear-thinning rheology is found to affect a squirming swimmer in non-trivial and surprising ways; we predict and show instances of both faster and slower swimming depending on the surface actuation of the squirmer. We also illustrate that while a drag and thrust decomposition can provide insights into swimming in Newtonian fluids, extending this intuition to problems in complex media can prove problematic.

Key words: biological fluid dynamics, complex fluids, micro-organism dynamics

1. Introduction

Self-propulsion at small length scales is widely observed in biology; common examples include spermatozoa reaching the ovum during reproduction, micro-organisms escaping predators and microbes foraging for food (Bray 2000; Fauci & Dillon 2006). While swimming at low Reynolds numbers is well studied for Newtonian fluids (Lauga & Powers 2009), an understanding of the effects of complex (non-Newtonian) fluids on locomotion is still developing. Many biological fluids, such as blood or respiratory and cervical mucus, display complex rheological properties including viscoelasticity and shear-thinning viscosity (Merrill 1969; Lai *et al.* 2009). A viscoelastic fluid retains a memory of its flow history, whereas the viscosity of a

† Email addresses for correspondence: gelfring@mech.ubc.ca, opak@scu.edu

shear-thinning fluid decreases with the shear rate. While it is important to elucidate how non-Newtonian fluid rheology influences propulsion at low Reynolds numbers, because micro-organisms swim through biological fluids possessing these properties, an improved understanding may also guide the design of artificial microswimmers (Qiu *et al.* 2014) and novel microsystems (Mathijssen *et al.* 2015) exploiting these nonlinear fluid properties.

Recent research has begun to shed light on the effects of viscoelasticity (see the reviews by Sznitman & Arratia (2015) and Elfring & Lauga (2015)), but much less is known about swimming in shear-thinning fluids at low Reynolds numbers. Dasgupta *et al.* (2013) measured a decreased swimming speed of a waving sheet in a shear-thinning viscoelastic fluid relative to a Newtonian fluid. In contrast, an asymptotic study of a sheet driven by small-amplitude waves showed that the swimming speed of a waving sheet remains unchanged in an inelastic shear-thinning fluid compared with a Newtonian fluid (Vélez-Cordero & Lauga 2013). A recent experiment by Gagnon, Keim & Arratia (2014) on the locomotion of the nematode *Caenorhabditis elegans* has also suggested that shear-thinning viscosity does not modify the nematode's beating kinematics or swimming speed. In addition, numerical studies (Montenegro-Johnson *et al.* 2012; Montenegro-Johnson, Smith & Loghin 2013) examined a variety of two-dimensional swimmers and showed that faster or slower swimming in shear-thinning fluids can occur depending on the class of swimmer and its swimming gait. The results were understood in terms of the fluid viscosity distribution surrounding the thrust and drag elements of the swimmer. By estimating separately the propulsive thrust and the drag force on the swimmer, Qiu *et al.* (2014) obtained a scaling relation predicting the swimming velocity of a single-hinge swimmer (a microscallop), which is enabled to move at low Reynolds numbers by shear-thinning rheology.

The question that emerges from recent literature is when (and why) a swimmer goes faster or slower in a shear-thinning fluid (Lauga 2015). To address this question, we study a canonical idealized model swimmer, the squirmer, in a shear-thinning fluid described by the Carreau–Yasuda model using a combination of asymptotic analysis and numerical simulations. We predict and show instances of both faster and slower swimming depending on the surface actuation of the squirmer. We also explore separately the effects of shear thinning on the propulsive thrust generated by the squirmer and the drag force it experiences, and demonstrate that extension of these findings to swimming in non-Newtonian fluids can prove problematic.

2. Theoretical framework

The hydrodynamics of spherical bodies propelling themselves with surface distortions, otherwise known as squirmers, was first studied by Lighthill (1952) and Blake (1971). We follow this approach and model a squirmer with prescribed time-independent tangential surface distortions. The resulting slip velocity around the squirmer is decomposed into a series of Legendre polynomials of the form $u_\theta(r = a, \theta) = \sum_{l=1}^{\infty} B_l V_l(\theta)$, where $V_l(\theta) = -(2/l(l+1))P_l^1(\cos \theta)$, with P_l^1 being the associated Legendre function of the first kind and θ the polar angle measured with the axis of symmetry.

The coefficients B_l are related to Stokes flow singularity solutions. In a Newtonian fluid, the B_1 mode (a source dipole) is the only mode contributing to the swimming velocity, and the B_2 mode (the stresslet) is the slowest decaying spatial mode and thus dominates the far-field velocity generated by squirmers. Therefore, often only the first two modes, B_1 and B_2 , of the expansion are considered (Ishikawa, Simmonds &

Pedley 2006; Downton & Stark 2009; Yazdi, Ardekani & Borhan 2015). The ratio of the two modes, $\alpha = B_2/B_1$, characterizes the type of swimmer in a Newtonian fluid: $\alpha > 0$ describes a puller, which generates impetus from its front end (e.g. the alga *Chlamydomonas*), whereas $\alpha < 0$ represents a pusher, which generates propulsion from its rear part (e.g. the bacterium *Escherichia coli*), and the $\alpha = 0$ case corresponds to a neutral squirmer, which induces a potential velocity field. In a Newtonian fluid, the swimming speed of a squirmer $U_N = 2B_1/3$ (Lighthill 1952; Blake 1971), which is independent of the fluid viscosity because drag and thrust change equally with viscosity. Any modes other than B_1 only modify the surrounding flow structure but do not contribute to the swimming speed of a squirmer. This simple picture, however, does not apply to squirming in a shear-thinning fluid, as we discuss later, where all modes can potentially contribute to the swimming velocity, and adding any other modes to B_1 will non-trivially affect the locomotion of the squirmer.

2.1. Shear-thinning rheology: the Carreau–Yasuda model

Shear-thinning fluids experience a loss in apparent viscosity with applied strain rates, a property that results from changes in the fluid microstructure. As the rate of strain exceeds the rate of structural relaxation, one observes microstructural ordering in the fluid (Brown & Jaeger 2011). Here, we capture the change in apparent viscosity due to this ordering using the Carreau–Yasuda model for generalized Newtonian fluids (Bird, Armstrong & Hassager 1987). The variation of viscosity with applied strain rate is given by

$$\eta = \eta_\infty + (\eta_0 - \eta_\infty)[1 + \lambda_t^2 |\dot{\gamma}|^2]^{(n-1)/2}, \tag{2.1}$$

where η_0 and η_∞ are the zero- and infinite-shear-rate viscosities respectively. The power-law index n characterizes the degree of shear thinning ($n < 1$) and the relaxation time λ_t sets the crossover strain rate at which non-Newtonian behaviour starts to become significant. The magnitude of the strain rate tensor is given by $|\dot{\gamma}| = (\Pi/2)^{1/2}$, where $\Pi = \dot{\gamma}_{ij}\dot{\gamma}_{ij}$ is the second invariant of the tensor. As an example, measured values for human cervical mucus can be fitted by the Carreau–Yasuda model with values of $\eta_0 = 145.7$ Pa s, $\eta_\infty = 0$ Pa s, $\lambda_t = 631.04$ s and $n = 0.27$ (Hwang, Litt & Forsman 1969; Vélez-Cordero & Lauga 2013).

We non-dimensionalize the flow quantities taking the first mode, B_1 , of the surface actuation as the scale for velocity and the radius, a , of the squirmer as the characteristic length scale. The strain rates are scaled with $\omega = B_1/a$ and the stresses by $\eta_0\omega$, such that the constitutive equation takes the dimensionless form

$$\boldsymbol{\tau}^* = \left\{ \beta + (1 - \beta)[1 + Cu^2 |\dot{\gamma}^*|^2]^{(n-1)/2} \right\} \dot{\gamma}^*, \tag{2.2}$$

where $\boldsymbol{\tau}$ is the deviatoric stress tensor, and dimensionless quantities are denoted by stars (*). The Carreau number $Cu = \omega\lambda_t$ is the ratio of the characteristic strain rate, defined by the surface actuation ω , to the crossover strain rate, defined by the fluid relaxation $1/\lambda_t$. The viscosity ratio is given by $\beta = \eta_\infty/\eta_0 \in [0, 1]$.

It is evident from (2.2) that when the actuation rate ω is much smaller or much larger than the fluid relaxation rate $1/\lambda_t$, i.e. when $Cu \rightarrow 0$ or $Cu \rightarrow \infty$, the shear-thinning fluid reduces to a Newtonian fluid of constant viscosity η_0 (dimensionless viscosity 1) or η_∞ (dimensionless viscosity β) respectively. Recalling that for a given surface actuation the swimming speed of a squirmer in the Newtonian regime is independent of the fluid viscosity, we therefore expect the swimming speed of a squirmer in a shear-thinning fluid to converge to its Newtonian value in the

limits $Cu \rightarrow 0$ or $Cu \rightarrow \infty$. Non-monotonic variation of the swimming speed with Cu is expected for any swimmer with prescribed kinematics and has been observed by Montenegro-Johnson *et al.* (2012) for some two-dimensional model swimmers. In this study, we employ both asymptotic analysis and numerical simulations to investigate these effects of shear-thinning rheology on swimming at low Reynolds numbers.

2.2. Asymptotic analysis

The deviatoric stress tensor $\boldsymbol{\tau}^*$ in (2.2) is a nonlinear function of the strain rate tensor $\dot{\boldsymbol{\gamma}}^*$. Assuming only a weak nonlinearity, we may uncouple the Newtonian and non-Newtonian contributions, writing

$$\boldsymbol{\tau}^* = \dot{\boldsymbol{\gamma}}^* + \varepsilon \mathbf{A}^*, \tag{2.3}$$

with $\varepsilon \ll 1$ as a dimensionless measure of the deviation from the Newtonian case ($\varepsilon = 0$).

We observe that in the limits $Cu = 0$ or $\beta = 1$, (2.2) reduces to a Newtonian constitutive equation. Thus, one may expect weakly nonlinear behaviour when the fluid relaxation rate is much faster than the surface actuation rate ($\varepsilon = Cu^2 \ll 1$), or when the zero-shear-rate viscosity is very close to the infinite-shear-rate viscosity ($\varepsilon = 1 - \beta \ll 1$).

Henceforth we shall work in dimensionless quantities and therefore drop the stars (*) for convenience.

2.2.1. Expansion in Carreau number

Expanding all fields in regular perturbation series in $\varepsilon = Cu^2$, we obtain, order by order, the constitutive equations

$$\left. \begin{aligned} \boldsymbol{\tau}_0 &= \dot{\boldsymbol{\gamma}}_0, \\ \boldsymbol{\tau}_1 &= \dot{\boldsymbol{\gamma}}_1 + \frac{(n-1)}{2}(1-\beta)|\dot{\boldsymbol{\gamma}}_0|^2 \dot{\boldsymbol{\gamma}}_0, \end{aligned} \right\} \tag{2.4}$$

hence $\mathbf{A} = (n-1)(1-\beta)|\dot{\boldsymbol{\gamma}}_0|^2 \dot{\boldsymbol{\gamma}}_0/2$ to leading order in (2.3). It should be noted that the first correction to the Newtonian behaviour is linear in n , which points to a linear dependence of the swimming speed on n upon using (2.8), elucidating the trend suggested by the two-dimensional numerical findings in Montenegro-Johnson *et al.* (2013). We also remark that this expansion is valid only when $Cu^2|\dot{\boldsymbol{\gamma}}|^2$ is $o(1)$ and is therefore not uniformly valid across all values of strain rates.

2.2.2. Expansion in viscosity ratio

Expanding in perturbation series with $\varepsilon = 1 - \beta$ gives us, order by order, the constitutive equations

$$\boldsymbol{\tau}_0 = \dot{\boldsymbol{\gamma}}_0, \tag{2.5}$$

$$\boldsymbol{\tau}_1 = \dot{\boldsymbol{\gamma}}_1 + \{-1 + (1 + Cu^2|\dot{\boldsymbol{\gamma}}_0|^2)^{(n-1)/2}\} \dot{\boldsymbol{\gamma}}_0, \tag{2.6}$$

where in this limit $\mathbf{A} = \{-1 + (1 + Cu^2|\dot{\boldsymbol{\gamma}}_0|^2)^{(n-1)/2}\} \dot{\boldsymbol{\gamma}}_0$ to leading order in (2.3). It should be noted that this asymptotic expansion is uniformly valid for all strain rates or Carreau numbers, which permits a full-range study of the non-monotonic swimming behaviour.

2.3. The reciprocal theorem

Stone & Samuel (1996) demonstrated the use of the Lorenz reciprocal theorem in low-Reynolds-number hydrodynamics (Happel & Brenner 1983) to obtain the swimming velocity of a squirmer for a given prescribed surface actuation \mathbf{u}^S without calculation of the unknown flow field, provided one can solve the resistance/mobility problem for the swimmer shape (with surface S). Lauga (2009, 2014) then developed integral theorems extending this method for use with complex fluids. We use these methods in the subsequent calculations to obtain the swimming velocity of a squirmer in a shear-thinning fluid; the methodology adopted below closely follows the formulation in Elfring & Lauga (2015).

We represent the velocity field and the associated total stress tensor for a force- and torque-free swimmer with \mathbf{u} and $\boldsymbol{\sigma}$ respectively. We consider the corresponding resistance problem in a Newtonian fluid to simplify the calculation of the swimming velocity. The resistance problem (denoted with a hat) involves the rigid-body motion with translational velocity $\hat{\mathbf{U}}$ and rotational velocity $\hat{\boldsymbol{\Omega}}$, and the corresponding velocity field and associated stress tensor are represented by $\hat{\mathbf{u}}$ and $\hat{\boldsymbol{\sigma}}$ respectively. Due to the linearity of the Stokes equation, we may write $\hat{\mathbf{u}} = \hat{\mathbf{L}} \cdot \hat{\mathbf{U}}$, $\hat{\boldsymbol{\sigma}} = \hat{\mathbf{T}} \cdot \hat{\mathbf{U}}$ and $\hat{\mathbf{F}} = -\hat{\mathbf{R}} \cdot \hat{\mathbf{U}}$. Here, for compactness, both the translational and the rotational components of velocity are contained in $\hat{\mathbf{U}}$ and, similarly, the corresponding matrices contain both the translational and rotational terms. In weakly nonlinear complex fluids, the six-dimensional translational and rotational velocity of the swimmer \mathbf{U} is then given by

$$\mathbf{U} = \hat{\mathbf{R}}^{-1} \cdot \left[\int_S \mathbf{u}^S \cdot (\mathbf{n} \cdot \hat{\mathbf{T}}) dS - \varepsilon \int_V \mathbf{A} : \nabla \hat{\mathbf{L}} dV \right]. \quad (2.7)$$

The integral over the volume of fluid V external to S in the equation measures the change in swimming dynamics due to the non-Newtonian behaviour of the fluid. For a spherical squirmer with axisymmetrical tangential surface distortions, there is no rotational motion and the translational velocity is given simply by

$$\mathbf{U} = -\frac{1}{4\pi} \int_S \mathbf{u}^S dS - \frac{\varepsilon}{8\pi} \int_V \mathbf{A} : \left(1 + \frac{1}{6} \nabla^2 \right) \nabla \mathbf{G} dV, \quad (2.8)$$

where $\mathbf{G} = (1/r)(\mathbf{I} + \mathbf{r}\mathbf{r}/r^2)$ is the Oseen tensor (or Stokeslet). The first term on the right-hand side is the result of swimming in a Newtonian fluid (Stone & Samuel 1996), and the last term in the equation contains the weakly nonlinear effect, which can be evaluated analytically in some special cases and can be computed in general by numerical quadrature readily.

2.4. Numerical solution

The numerical simulations of the momentum equations at zero Reynolds number with the Carreau–Yasuda constitutive relation (2.1) are implemented in the finite element method software COMSOL. We use a square computational domain of size $500a \times 500a$, discretized by approximately 30 000–50 000 Taylor–Hood ($P2$ – $P1$) triangular elements. The mesh is refined near the squirmer in order to properly capture the spatial variation of the viscosity. Since slowly decaying flow fields are expected at low Reynolds numbers, a large domain size is important to guarantee accuracy. The simulations are performed in a reference frame moving with the swimmer, and the far-field (inlet) velocity is varied to obtain a computed zero force on the squirmer.

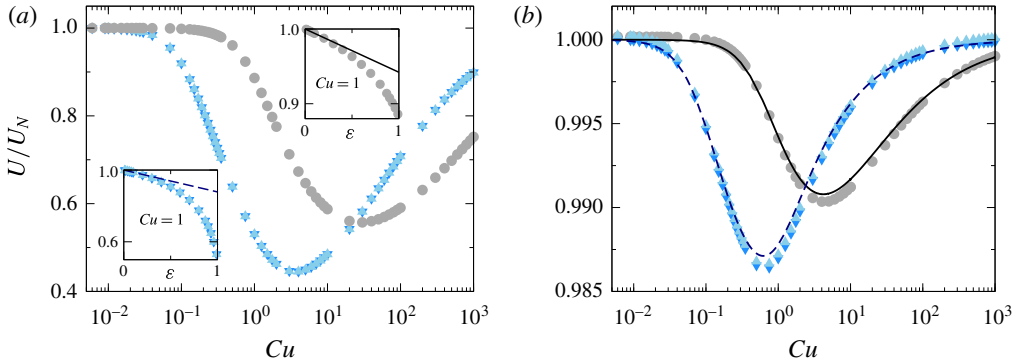


FIGURE 1. (a) Results from numerical simulations for a neutral squirmer ($\alpha=0$, \bullet), puller ($\alpha=5$, Δ) and pusher ($\alpha=-5$, ∇) for $\epsilon=0.99$ and $n=0.25$. (b) The non-monotonic variation in velocity is well captured by the asymptotics for a neutral squirmer (solid line) and a pusher/puller (dashed line) at $\epsilon=0.1$ and $n=0.25$.

In addition to comparing with the asymptotic analysis in this paper, we have validated our implementation against the analytical results for a three-dimensional squirmer in a Newtonian fluid (Lighthill 1952; Blake 1971) and a two-dimensional counterpart in a shear-thinning fluid (Montenegro-Johnson *et al.* 2013).

3. Results and discussion

As a first step, we investigate the effect of shear-thinning rheology upon swimming speed by considering the small- Cu regime and use (2.8) to derive an analytical formula for the leading-order swimming speed U of a two-mode squirmer (with B_1 and B_2 modes),

$$\frac{U}{U_N} = 1 + Cu^2(1 - \beta) \frac{(n - 1)}{2} C_1 [1 + C_2 \alpha^2], \tag{3.1}$$

where $C_1 = 0.33$ and $C_2 = 2.25$ are numerical constants, and U_N is the Newtonian swimming speed. In a shear-thinning fluid, we have $n < 1$ and $\beta < 1$, and hence we find that this two-mode squirmer can only swim slower than in a Newtonian fluid ($U/U_N < 1$) in the small- Cu regime. The two-dimensional numerical simulations in Montenegro-Johnson *et al.* (2013) reported that a neutral squirmer ($\alpha = 0$) swims slower in a shear-thinning fluid, which is consistent with our analytical results for a three-dimensional squirmer (3.1) in the small- Cu regime, but we also find that the same conclusion of a decreased swimming speed holds for pushers ($\alpha < 0$) and pullers ($\alpha > 0$) as well. In contrast to the case of swimming in a viscoelastic fluid, where the pusher and puller attain different velocities given the same magnitude of α (Zhu, Lauga & Brandt 2012), (3.1) reveals that in a shear-thinning fluid a pusher and puller have the same swimming velocity because the function for swimming speed is even in α ; this asymptotic result is verified by numerical simulations to hold for different ranges of Cu and β (as shown by the overlapping of the upper and lower triangles in figure 1).

To further characterize the variation of swimming speed, over the full range of Cu , we consider the asymptotic limit $\epsilon = 1 - \beta \ll 1$, aided by numerical simulations for larger values of ϵ . Biological fluids often have a small viscosity ratio β and hence

$\varepsilon = 1 - \beta$ is typically close to 1. In figure 1(a), we present the numerical results for a neutral squirmer, pusher and puller in the biological limit using the values $\varepsilon = 0.99$ and $n = 0.25$ to emulate human cervical mucus (Hwang *et al.* 1969; Vélez-Cordero & Lauga 2013). We demonstrate in the upper inset (neutral squirmer) and lower inset (pusher and puller) in figure 1(a) that the numerical solutions for the swimming speed ratio converge to the asymptotic solutions (solid line in the upper inset; dashed line in the lower inset) when $\varepsilon \rightarrow 0$. In figure 1(b), the results are presented at $\varepsilon = 0.1$ and we note that all qualitative features of the impact of a shear-thinning fluid in the biological limit ($\varepsilon \approx 1$, figure 1a) on the swimming speed are well captured by the asymptotic analysis (when $\varepsilon \ll 1$, figure 1b) and, as expected, the numerical simulations (symbols) agree very well with the asymptotic theory (lines) when ε is small (figure 1b).

The non-monotonic variation of the swimming speed with Cu may be expected based on the asymptotic behaviour of the constitutive relation discussed at the end of §2.1. To understand the variation more quantitatively, recall the form of \mathbf{A} in (2.6) and observe from the integral expression for swimming velocity (2.8) that at low strain rates, the non-Newtonian contribution $\mathbf{A} \sim (1/2)Cu^2(n-1)|\dot{\gamma}_0|^2\dot{\gamma}_0$ vanishes as $Cu \rightarrow 0$. At high strain rates, $\mathbf{A} \sim -\dot{\gamma}_0 + (Cu|\dot{\gamma}_0|)^{n-1}\dot{\gamma}_0$; the first term, $-\dot{\gamma}_0$, vanishes under the integration in (2.8) (Elfring & Lauga 2015), and the remaining term gives a non-Newtonian contribution that vanishes as $Cu \rightarrow \infty$ because for a shear-thinning fluid $n < 1$. The swimming speed therefore displays a non-monotonic variation with Cu , and since the speed decreases when Cu is small, as shown by (3.1), a minimum swimming speed may be expected to occur at intermediate values of Cu (the ‘power-law’ regime of the model), where the non-Newtonian effect is most significant. However, for a given swimming gait, if the actuation rate of the swimmer is small enough or large enough, the shear-thinning fluid may appear to have no effect at all on the swimming speed.

To understand the reduction in swimming speed, inspired by the qualitative descriptions given in Montenegro-Johnson *et al.* (2013), we look into the thrust and the drag of the swimming problem separately.

3.1. Drag and thrust

We separate the swimming problem into a drag problem (a sphere undergoing rigid-body translation \mathbf{U} inducing hydrodynamic drag) and a thrust problem (a sphere held fixed undergoing only tangential surface distortions thereby generating thrust). The superposition of these two subproblems gives the entire swimming problem in a Newtonian fluid in the Stokes regime; this is obviously not the case in a shear-thinning fluid due to its nonlinear constitutive equation. However, by looking at the thrust and the drag problems, one may gain insight into the more complex non-Newtonian swimming problem (Montenegro-Johnson *et al.* 2013; Qiu *et al.* 2014).

We derive the expressions for drag and thrust in a shear-thinning fluid again via the reciprocal theorem approach (§2.3) by utilizing the solution to the resistance problem in a Newtonian fluid. The drag force on a sphere moving with a velocity \mathbf{U} in weakly shear-thinning fluid is given by $\mathbf{F}_D = -6\pi\mathbf{U} - (3/4)\varepsilon \int_V \mathbf{A}_D : (1 + \nabla^2/6)\nabla\mathbf{G}$, where \mathbf{A}_D is formed by the solution to the Newtonian drag problem. Similarly, the thrust force generated by a sphere held stationary with surface actuation \mathbf{u}^S in a weakly shear-thinning fluid is given by $\mathbf{F}_T = -(3/2) \int_S \mathbf{u}^S dS - (3/4)\varepsilon \int_V \mathbf{A}_T : (1 + \nabla^2/6)\nabla\mathbf{G}$, where \mathbf{A}_T is formed by the solution to the Newtonian thrust problem.

One could expect a drag reduction when a rigid sphere is pulled with a constant velocity through a shear-thinning fluid, since the fluid viscosity is reduced by the

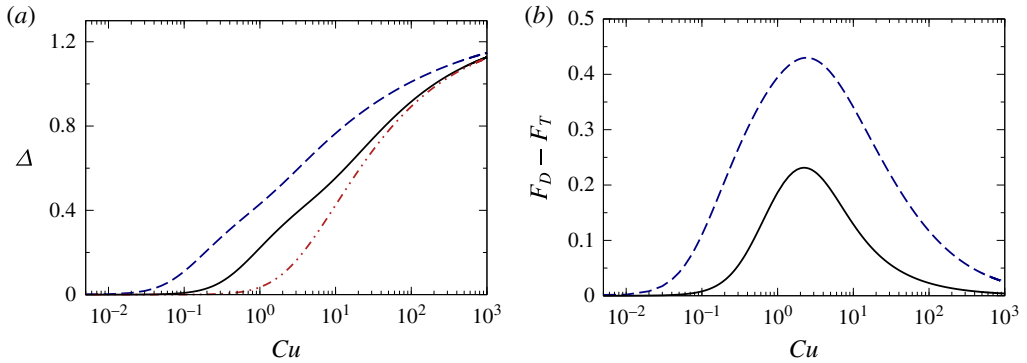


FIGURE 2. In (a), the symbol Δ denotes the difference between drag or thrust in a shear-thinning fluid and a Newtonian fluid: the dash-dot curve represents the drag reduction in a shear-thinning fluid compared with a Newtonian fluid, while the solid and dashed curves represent the loss in thrust for squirmers with $\alpha = 0$ and $\alpha = \pm 5$ respectively ($n = 0.25$, $\varepsilon = 0.1$). In (b), we show that the difference between drag and thrust is positive both for a neutral squirmer (solid) and for a pusher/puller (dashed) in a shear-thinning fluid. All quantities are dimensionless.

fluid straining motion. However, it is interesting to see in figure 2(a) that the thrust reduction caused by the shear-thinning rheology is larger than the drag reduction for a large range of Cu . This more severe reduction in thrust than in drag then suggests slower swimming speeds compared with the Newtonian case, which correctly predicts the trend found by detailed calculations (figure 1). In addition, for very small or large values of Cu , the difference between the magnitudes of drag and thrust ($F_D - F_T$) vanishes, as shown in figure 2(b), respecting the limits where the swimming speed should recover the Newtonian value (figure 1).

Although conceptually intuitive, the drag and thrust decomposition is not complete as it neglects the contribution of nonlinear products in the non-Newtonian stress to the full swimming problem, namely $\mathbf{A} \neq \mathbf{A}_T + \mathbf{A}_D$, due to the nonlinearity in the constitutive equation. We will give a counterexample in § 3.2 below to illustrate a scenario when these intuitive arguments fail.

3.2. Addition of other squirming modes

The results from the detailed asymptotic and numerical analysis as well as the intuitive model for a two-mode squirmer seem to suggest that the shear-thinning rheology acts to hinder the locomotion. This raises the simple question of whether this conclusion still holds if other modes of surface actuation are present. The picture is clear for a Newtonian fluid: only the B_1 mode contributes to swimming and the addition of other modes does not alter the swimming speed. However, can the shear-thinning rheology render other modes, typically not considered in the Newtonian analysis, effective for propulsion? We address these questions using the asymptotic and numerical tools developed in the previous sections.

We first note that the B_3 mode alone leads to locomotion in a shear-thinning fluid, in stark contrast to a Newtonian fluid, as only the B_1 mode has a non-zero surface average (see (2.8)). Indeed, any odd mode alone may lead to locomotion in a shear-thinning fluid (even modes alone do not swim by symmetry). We also find quite distinctive behaviour when the B_3 mode is combined with other modes. In the $Cu \ll 1$

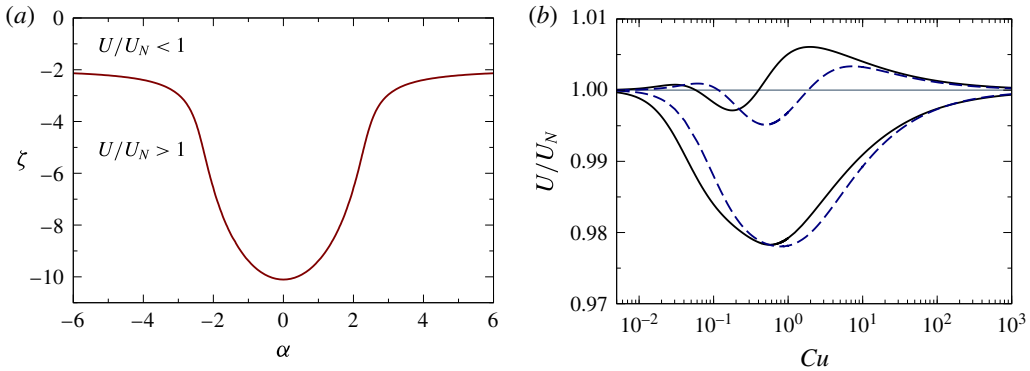


FIGURE 3. In (a), we show the level set curve below which faster swimming occurs for specific values of α and $\zeta = B_3/B_1$ when $Cu \ll 1$. In (b), we show the swimming speed of a neutral squirmer (solid line) and a pusher/puller (dashed line) at values of ζ chosen below the curve in (a) so that the swimming speed is larger than the Newtonian value at small Cu (upper solid line: $\alpha = 0$, $\zeta = -15$; upper dashed line: $\alpha = \pm 5$, $\zeta = -4$); conversely, with values of ζ above the curve in (a), the swimmers always swim slower than in a Newtonian fluid, as shown (lower solid line: $\alpha = 0$, $\zeta = 15$; lower dashed line: $\alpha = \pm 5$, $\zeta = 4$). Here, $\varepsilon = 0.1$, $n = 0.25$.

regime, we can derive an analytical expression allowing us to predict the values of α and $\zeta = B_3/B_1$ for faster or slower swimming. To quadratic order in Cu , we find

$$\frac{U}{U_N} = 1 + Cu^2(1 - \beta) \frac{(n - 1)}{2} C_1 [1 + C_2(1 + C_3\zeta)\alpha^2 + C_4(C_5\zeta^2 + C_6\zeta - 1)\zeta], \quad (3.2)$$

where the additional numerical constants are given by $C_3 = 0.51$, $C_4 = 0.70$, $C_5 = 0.18$ and $C_6 = 1.66$. Again, the swimming speed is even in α and we recover (3.1) when $\zeta = 0$, as expected. From (3.2), we can predict that faster swimming ($U/U_N > 1$) will occur if

$$\left. \frac{\partial^2 U}{\partial Cu^2}(\alpha, \zeta) \right|_{Cu=0} > 0, \quad (3.3)$$

in other words when the term in the square brackets in (3.2) is negative. In figure 3(a), we plot the level set curve below which faster swimming occurs in the small- Cu regime; we find that this can only occur when ζ is negative for any α . For example, when $\alpha = 0$ we must have $\zeta < -10.11$, while $\alpha = \pm 5$, $\zeta < -2.22$ leads to faster swimming.

In figure 3(b), we show the variation of swimming speed for two swimmers with α and ζ chosen below the level set curve (the upper solid and dashed lines) and two swimmers with α and ζ chosen above the level set curve (the lower solid and dashed lines). We note that the swimming speeds of the faster swimmers in the small- Cu regime experience a subsequent fall below the Newtonian value and then a rise above it as Cu increases, before asymptoting to the Newtonian swimming speed at high Cu . This indicates that micro-organisms (with a given swimming gait) can swim both faster and slower than in a Newtonian fluid depending on the actuation rate of that gait. In contrast, the two swimmers that swim slower in a Newtonian fluid in the small- Cu regime remain slower for larger Cu , with a non-monotonic variation similar

to that observed previously (see figure 1). These results also hold qualitatively for large values of ϵ .

We emphasize that the thrust and drag reduction model is unable to explain the faster swimming speed with the addition of a B_3 mode, because in these cases the thrust still decreases more than the drag over a wide range of Carreau numbers, if they are considered separately. This serves as a counterexample demonstrating how analysing drag and thrust separately may not adequately describe swimming in complex media. This fact points specifically to the interaction between the thrust and drag fields, due to the nonlinearity in the constitutive equation, as the cause of faster than Newtonian swimming.

4. Conclusion

We show in this paper that shear-thinning rheology affects a squirmer with a prescribed swimming gait in non-trivial and surprising ways; we predict, analytically, instances of both faster and slower swimming than in a Newtonian fluid depending on the details of the prescribed boundary conditions. Indeed, we demonstrate that even with the same squirming modes a squirmer can swim faster or slower depending on its rate of actuation. In general, these results point to the importance of both the spatial and the temporal details of the swimming gait of a micro-organism and ultimately the difficulty in predicting the resulting effect of the non-Newtonian fluid *a priori*. In light of this, an important next step would be to incorporate models of internal force generation for biological swimmers and determine how the fluid rheology affects the resultant gait itself in concert with propulsion. Finally, we remark that the drag and thrust decomposition of the swimming problem is indeed effective in Newtonian fluids and may also be insightful in complex fluids in some instances, but one should use caution when extending the results to non-Newtonian swimming, as the inherent nonlinearity of the problem can be significant enough for a Newtonian-like decomposition to yield qualitatively flawed predictions, as illustrated by the example we provide.

Acknowledgements

G.J.E. acknowledges funding from NSERC grant RGPIN-2014-06577. L.Z. acknowledges the financial support from ERC grant SIMCOMICS-280117. G.J.E. and C.D. gratefully acknowledge support from Professor G. M. Homsy.

References

- BIRD, R. B., ARMSTRONG, R. C. & HASSAGER, O. 1987 *Dynamics of Polymeric Liquids. Vol. 1: Fluid Mechanics*. John Wiley.
- BLAKE, J. R. 1971 A spherical envelope approach to ciliary propulsion. *J. Fluid Mech.* **46**, 199–208.
- BRAY, D. 2000 *Cell Movements*. Garland.
- BROWN, E. & JAEGER, H. M. 2011 Through thick and thin. *Science* **333**, 1230–1231.
- DASGUPTA, M., LIU, B., FU, H. C., BERHANU, M., BREUER, K. S., POWERS, T. R. & KUDROLLI, A. 2013 Speed of a swimming sheet in Newtonian and viscoelastic fluids. *Phys. Rev. E* **87**, 013015.
- DOWNTON, M. T. & STARK, H. 2009 Simulation of a model microswimmer. *J. Phys.: Condens. Matter* **21**, 204101.
- ELFRING, G. J. & LAUGA, E. 2015 Theory of locomotion through complex fluids. In *Complex Fluids in Biological Systems* (ed. S. E. Spagnolie), pp. 283–317. Springer.

Squirming through shear-thinning fluids

- FAUCI, L. J. & DILLON, R. 2006 Biofluidmechanics of reproduction. *Annu. Rev. Fluid Mech.* **38**, 371–394.
- GAGNON, D. A., KEIM, N. C. & ARRATIA, P. E. 2014 Undulatory swimming in shear-thinning fluids: experiments with *Caenorhabditis elegans*. *J. Fluid Mech.* **758**. doi:10.1017/jfm.2014.539.
- HAPPEL, J. & BRENNER, H. 1983 *Low Reynolds Number Hydrodynamics*. Martinus Nijhoff.
- HWANG, S. H., LITT, M. & FORSMAN, W. C. 1969 Rheological properties of mucus. *Rheol. Acta* **8**, 438–448.
- ISHIKAWA, T., SIMMONDS, M. P. & PEDLEY, T. J. 2006 Hydrodynamic interaction of two swimming model micro-organisms. *J. Fluid Mech.* **568**, 119–160.
- LAI, S. K., WANG, Y. Y., WIRTZ, D. & HANES, J. 2009 Micro- and macrorheology of mucus. *Adv. Drug Deliv. Rev.* **61**, 86–100.
- LAUGA, E. 2009 Life at high Deborah number. *Europhys. Lett.* **86**, 64001.
- LAUGA, E. 2014 Locomotion in complex fluids: integral theorems. *Phys. Fluids* **26**, 081902.
- LAUGA, E. 2015 The bearable gooeyness of swimming. *J. Fluid Mech.* **762**, 1–4.
- LAUGA, E. & POWERS, T. R. 2009 The hydrodynamics of swimming microorganisms. *Rep. Prog. Phys.* **72**, 096601.
- LIGHTHILL, M. J. 1952 On the squirring motion of nearly spherical deformable bodies through liquids at very small Reynolds numbers. *Commun. Pure Appl. Math.* **5**, 109–118.
- MATHIJSSSEN, A. J. T. M., SHENDRUK, T. N., YEOMANS, J. M. & DOOSTMOHAMMADI, A. 2015 Upstream swimming in microbiological flows. Preprint [arXiv:1507.00962](https://arxiv.org/abs/1507.00962).
- MERRILL, E. W. 1969 Rheology of blood. *Physiol. Rev.* **49**, 863–888.
- MONTENEGRO-JOHNSON, T. D., SMITH, A. A., SMITH, D. J., LOGHIN, D. & BLAKE, J. R. 2012 Modelling the fluid mechanics of cilia and flagella in reproduction and development. *Eur. Phys. J. E* **35**, 1–17.
- MONTENEGRO-JOHNSON, T. D., SMITH, D. J. & LOGHIN, D. 2013 Physics of rheologically enhanced propulsion: different strokes in generalized Stokes. *Phys. Fluids* **25**, 081903.
- QIU, T., LEE, T. C., MARK, A. G., MOROZOV, K. I., MÜNSTER, R., MIERKA, O., TUREK, S., LESHANSKY, A. M. & FISCHER, P. 2014 Swimming by reciprocal motion at low Reynolds number. *Nat. Commun.* **5**, 5119.
- STONE, H. A. & SAMUEL, A. D. T. 1996 Propulsion of microorganisms by surface distortions. *Phys. Rev. Lett.* **77**, 4102.
- SZNITMAN, J. & ARRATIA, P. E. 2015 Locomotion through complex fluids: an experimental view. In *Complex Fluids in Biological Systems* (ed. S. E. Spagnolie), pp. 245–281. Springer.
- VÉLEZ-CORDERO, J. R. & LAUGA, E. 2013 Waving transport and propulsion in a generalized Newtonian fluid. *J. Non-Newtonian Fluid Mech.* **199**, 37–50.
- YAZDI, S., ARDEKANI, A. M. & BORHAN, A. 2015 Swimming dynamics near a wall in a weakly elastic fluid. *J. Nonlinear Sci.* **25** (5), 1153–1167.
- ZHU, L., LAUGA, E. & BRANDT, L. 2012 Self-propulsion in viscoelastic fluids: pushers vs. pullers. *Phys. Fluids* **24**, 051902.