

ACCRETION FLOWS IN MAGNETIC CATAclySMIC VARIABLES

A. J. Norton,¹ R. V. Somerscales,¹ T. L. Parker,¹ G. A. Wynn,² and R. G. West²

RESUMEN

Presentamos los resultados de simulaciones que exploran la variedad de flujos de acreción posibles en variables cataclísmicas magnéticas (mCVs). Nuestras simulaciones evolucionan hasta alcanzar períodos de equilibrio que abarcan $0.01 < P_{\text{spin}}/P_{\text{orb}} < 0.6$, y los flujos resultantes varían desde sistemas alimentados por disco en $P_{\text{spin}}/P_{\text{orb}} \sim 0.01 - 0.1$ a sistemas alimentados por corrientes en $P_{\text{spin}}/P_{\text{orb}} \sim 0.1 - 0.5$ y sistemas alimentados desde un anillo en el borde exterior del lóbulo de Roche de la enana blanca, en $P_{\text{spin}}/P_{\text{orb}} \sim 0.6$.

ABSTRACT

We present the results of simulations that explore the variety of accretion flows possible in magnetic cataclysmic variables (mCVs). Our simulations evolve to equilibrium periods spanning $0.01 < P_{\text{spin}}/P_{\text{orb}} < 0.6$ and the resulting flows vary from disc-fed systems at $P_{\text{spin}}/P_{\text{orb}} \sim 0.01 - 0.1$, to stream fed systems at $P_{\text{spin}}/P_{\text{orb}} \sim 0.1 - 0.5$ and systems fed from a ring at the outer edge of the white dwarf's Roche lobe at $P_{\text{spin}}/P_{\text{orb}} \sim 0.6$.

Key Words: ACCRETION, ACCRETION DISCS — BINARIES: CLOSE — STARS: MAGNETIC

1. INTRODUCTION

IPs are semi-detached interacting binaries in which a magnetic white dwarf (WD) accretes material from a late-type, low mass, secondary star via Roche lobe overflow. They are distinguished from the other sub-class of mCVs, the polars, in that the spin periods of the WDs in IPs are less than their binary orbital periods (in polars, $P_{\text{spin}} = P_{\text{orb}}$) and they have somewhat lower WD magnetic field strengths. In all mCVs, when material reaches the magnetospheric radius of the WD, it couples to the field lines and thereafter is channelled onto the magnetic pole(s) of the WD where it undergoes a strong shock before settling on the surface and cooling by the emission of X-ray bremsstrahlung and optical/infrared cyclotron emission. The defining characteristic of IPs is strong X-ray emission pulsed at the white dwarf spin period due to phase-dependent visibility of, and absorption towards, the X-ray emitting regions. See Warner (1995) for a comprehensive review of CVs and Patterson (1994) for a summary of the (then known) IPs.

Around 40 IPs are currently recognised, and one way of characterising them is by their spin to orbital period ratio ($P_{\text{spin}}/P_{\text{orb}}$) as shown in Figure 1. As may be seen, all mCVs (i.e. IPs and polars) seem to ignore the usual CV period gap between 2 and 3 hours, extending across all orbital periods from ~ 80 minutes to ~ 10 hours. Furthermore, IPs span a range of $P_{\text{spin}}/P_{\text{orb}}$ values from $\sim 0.001 - 0.9$.

2. SPIN EQUILIBRIA

The spin rate of a magnetic WD accreting via a disc reaches equilibrium when the rate of angular momentum accreted by the WD equals the braking effect of the magnetic torque on the disc close to its inner edge. The inner edge of the disc is the point where the magnetic stresses exceed the viscous stresses. Most models find that accreting WDs reach an equilibrium spin period when the inner radius of the disc is approximately equal to the co-rotation radius. This implies that systems with a low WD magnetic field strength have short spin periods, whilst systems with a high WD magnetic field strength have long spin periods. This in turn leads to the requirement for a truncated accretion disc to form of $R_{\text{in}} \sim R_{\text{co}} \ll R_{\text{circ}}$ which implies

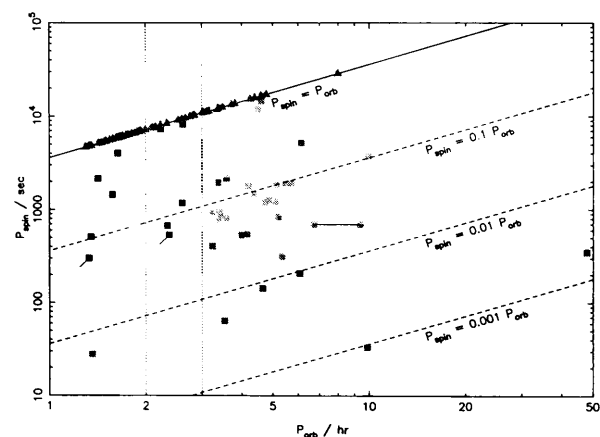


Fig. 1. The spin and orbital periods of all mCVs. Polars are indicated by triangles; IPs by squares.

¹Dept. of Physics & Astronomy, The Open University.

²Dept. of Physics & Astronomy, Leicester University.

$P_{\text{spin}}/P_{\text{orb}} \ll 0.1$. Whilst this is true for some systems, such as DQ Her, V533 Her and GK Per, it is certainly not true for all IPs (see Figure 1).

Systems with $P_{\text{spin}}/P_{\text{orb}} > 0.1$ are unlikely to possess discs, since this implies $R_{\text{in}} \sim R_{\text{co}} > R_{\text{circ}}$. King & Wynn (1999) showed that EX Hya can be understood as an equilibrium situation with the co-rotation radius extending out to the inner Lagrangian point. Such a system naturally has an equilibrium at $P_{\text{spin}}/P_{\text{orb}} \sim 0.65$, close to that observed.

3. THE MAGNETIC MODEL

The equation of motion of plasma in a magnetic field depends on the gas pressure, the magnetic pressure, the magnetic tension and gravitational force. If we assume that the magnetic tension dominates over the magnetic pressure, the magnetic part of the acceleration may be parameterised in terms of a drag parameter, k , which, for diamagnetic blobs, is inversely proportional to the magnetic timescale. k may then be expressed in terms of the WD magnetic moment, and the density and length scale of the blobs of accreting material.

We have used a particle code that incorporates this parameterisation to simulate the accretion flows in mCVs. Runs were evolved to spin equilibrium for a range of ten values of orbital period each with k ranging between 10^2 and 10^7 . The resulting equilibria are shown in Figure 2, where the k parameters have been translated into WD magnetic moments by making appropriate assumptions about the blob density and size. In addition, Figure 2 shows the locations of the known IPs which have been added by tracing across at their measured $P_{\text{spin}}/P_{\text{orb}}$ value to intercept the line corresponding to the appropriate P_{orb} . Assuming each IP is at its equilibrium spin period, this effectively determines its WD magnetic moment. For comparison, Figure 2 also shows the locations of those polars for which a measured value of the magnetic field strength is available. A more extensive, but somewhat preliminary, report of our simulations may be found in Norton, Somerscales & Wynn (2003).

The accretion flows corresponding to four locations along the locus at $P_{\text{orb}} = 4$ hours are shown in Figure 3. Similar types of accretion flow may be mapped along each of the other lines of constant orbital period. We see that, as expected, for $P_{\text{spin}}/P_{\text{orb}} < 0.1$ the accretion flow may broadly be characterised as disc-fed although at the lowest values some material is also spilled from the outer edge of the disc too. At intermediate spin to orbit period ratios in the range $0.1 < P_{\text{spin}}/P_{\text{orb}} < 0.5$, the

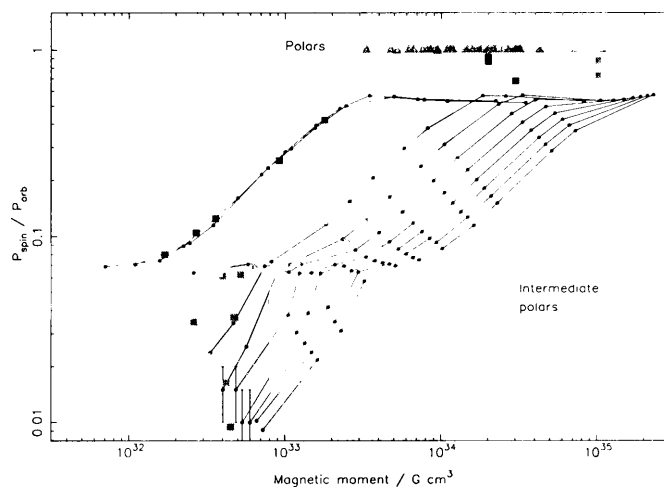


Fig. 2. Results of running the magnetic model to find spin equilibria corresponding to a range of orbital periods and WD magnetic moments. The ten connected lines correspond to orbital periods of 80 m, 2 h, 3 h, ... 10 h, running from left to right. The known polars are shown by triangles and the IPs by squares.

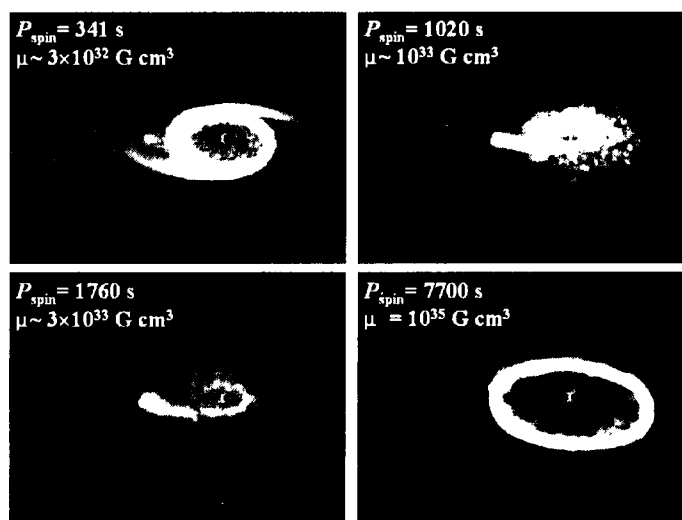


Fig. 3. Example accretion flows at equilibrium for $P_{\text{orb}} = 4$ hr. The equilibrium spin to orbital period ratios are $\sim 0.025, 0.07, 0.12$ and 0.55 respectively as the WD magnetic moment increases. Movies of these accretion flows are available at <http://physics.open.ac.uk/ipflows.html>

accretion flow is essentially stream-fed. Finally, at $P_{\text{spin}}/P_{\text{orb}} \sim 0.6$, the accreting material forms a ring at the outer edge of the WD Roche lobe, from where accretion curtains funnel down to the WD surface.

REFERENCES

- King, A. R., & Wynn, G. A. 1999. MNRAS, 310, 203
 Norton, A. J., Somerscales, R.V., & Wynn, G. A. 2003. in ASP Conf. Ser. 190, "Magnetic Cataclysmic Variables", eds. Cropper, M. & Vrielmann, S.
 Patterson, J. 1991. PASP, 106, 209
 Warner, B. 1995, Cataclysmic Variable Stars. Cambridge University Press, Cambridge