

Movement analyses of wood cricket (*Nemobius sylvestris*) (Orthoptera: Gryllidae)

N.C. Brouwers* and A.C. Newton

School of Conservation Sciences, Bournemouth University,
Talbot Campus, Fern Barrow, Poole, Dorset, BH12 5BB, UK

Abstract

Information on the dispersal ability of invertebrate species associated with woodland habitats is severely lacking. Therefore, a study was conducted examining the movement patterns of wood cricket (*Nemobius sylvestris*) (Orthoptera: Gryllidae) on the Isle of Wight, UK. Juvenile (i.e. nymphs) and adult wood crickets were released and observed over time within different ground surface substrates. Their movement paths were recorded and subsequently analysed using random walk models. Nymphs were found to move more slowly than adults did; and, when given a choice, both nymphs and adults showed a preference for moving through or over leaf litter compared to bare soil or grass. A correlated random walk (CRW) model accurately described the movement pattern of adult wood crickets through leaf litter, indicating a level of directional persistence in their movements. The estimated population spread through leaf litter for adults was 17.9 cm min^{-1} . Movements of nymphs through leaf litter could not accurately be described by a random walk model, showing a change in their movement pattern over time from directed to more random movements. The estimated population spread through leaf litter for nymphs was 10.1 cm min^{-1} . The results indicate that wood cricket adults can be considered as more powerful dispersers than nymphs; however, further analysis of how the insects move through natural heterogeneous environments at a range of spatio-temporal scales needs to be performed to provide a complete understanding of the dispersal ability of the species.

Keywords: uncorrelated and correlated random walk models, population spread, woodland, forest, invertebrate, insect

(Accepted 23 September 2009)

Introduction

Information on population dynamics of organisms are of fundamental importance for understanding the distribution of species within landscapes (Levin, 1992; Turchin, 1998; Morales & Ellner, 2002). Analysis of movement can improve

the understanding of patterns of species presence at multiple scales (Turchin, 1991; Crist *et al.*, 1992; Johnson *et al.*, 1992; Morales & Ellner, 2002; Samu *et al.*, 2003), for instance within woodlands in fragmented landscapes. At the landscape scale, habitat environments typically display a high level of heterogeneity, which can influence the movement and dispersal ability of species (Johnson *et al.*, 1992; Doak, 2000; Hein *et al.*, 2003; Schtickzelle *et al.*, 2007) and their pattern of distribution. Analysis of movement patterns displayed at small spatio-temporal scales provide a valuable first insight that can help explain distribution patterns and presence

*Author for correspondence

Fax: +44 1202 965255

E-mail: nbrouwers@bournemouth.ac.uk

observed at larger scales (Turchin, 1991; Wiens *et al.*, 1993; Samu *et al.*, 2003).

A range of approaches is available for studying movement patterns of species. A particularly powerful way to quantify movement is directly observing and following individuals when moving through the environment (Turchin, 1998). By recording movement paths and behaviour, possible strategies that may account for the movement pattern can be quickly analysed and tested (Turchin, 1998). Individual movement paths have been recorded and analysed for a variety of species across a range of spatial scales (Benhamou, 1990; Cain, 1990; Vernes & Haydon, 2001; Bowlby *et al.*, 2007; Dai *et al.*, 2007; Hapca *et al.*, 2007). Individual-based movement data in such studies are often compared with uncorrelated random walk (i.e. simple diffusion) and/or correlated random walk models, primarily because these data can be used to infer an overall rate of population spread of the species under investigation (Turchin, 1998). Testing the applicability of these models to observational data is relatively straightforward; and, where these models are intuitive in terms of population spread (Crist *et al.*, 1992; Turchin, 1998), they prove useful in interpreting ecological relevant processes and distribution patterns.

For invertebrates, these types of analyses have been used for relatively mobile species, such as butterflies, and for species that move by walking, such as carabid beetles. In these studies, movement patterns and strategies were related to a range of physical and ecological characteristics of the individual species, including dispersal ability (Doak, 2000; Samu *et al.*, 2003; Conradt & Roper, 2006; Schtickzelle *et al.*, 2007), hunger level (Wallin & Ekbom, 1988; Wallin, 1991; Wallin & Ekbom, 1994) and food availability (Root & Kareiva, 1984; Turchin, 1998). Furthermore, for individual species, differences in movement patterns have been recorded across temporal (Johnson *et al.*, 1992; Morales & Ellner, 2002) and spatial scales (Johnson *et al.*, 1992; Samu *et al.*, 2003), between life-stages (With, 1994; Doak, 2000), and when moving through different habitat environments (Baars, 1979; Wallin & Ekbom, 1988; Crist *et al.*, 1992; Fownes, 2002; Hein *et al.*, 2003).

Previous studies mainly have been undertaken for species associated with open habitats, such as agricultural fields and meadowland, and only very few studies have been undertaken with woodland-associated species (Brouwers & Newton, 2009c). Understanding the population dynamics of woodland species is of particular importance in highly fragmented landscapes (Bailey, 2007), for example to determine the impacts of fragmentation on the dispersal ability and distribution of individual species, and the functioning of ecological corridors or habitat networks (Vos *et al.*, 2002; Bennett, 2003; Crooks & Sanjayan, 2006). However, information on the population dynamics of woodland-associated invertebrate species, particularly for those with a high conservation concern, is severely lacking.

The study described here focused on the woodland-associated invertebrate wood cricket (*Nemobius sylvestris*) (Orthoptera: Gryllidae). Wood cricket is a small (~1 cm) non-flying cricket species that has a semi-voltine (two-year) life-cycle in the UK. After overwintering, eggs hatch in June/July and nymphs develop and grow throughout the summer and autumn by means of moulting up to five times from the 1st to the 5th instar stage. Moulting ceases completely in September when the nymphs prepare to overwinter. In the second year, nymphs continue to develop (5th–8th instar

from April onwards until they reach sexual maturity (i.e. become adults) in July/August and are reproductively active through to September/October until they die (Gabbutt, 1959; Brown, 1978). The species is strongly associated with deciduous woodland and is typically found in relatively large woodlands that lie in close proximity to each other within the landscape (Brouwers & Newton, 2009a, b). Within woodlands, the species can be found in open areas, such as clearings and in edge habitat along woodland tracks, footpaths, railway lines and woodland peripheries (Richards, 1952; Morvan & Campan, 1976; Beugnon, 1980; Brouwers & Newton, 2009b). The species lives on the ground and prefers a well-developed leaf litter layer, which serves as shelter, food and breeding ground (Richards, 1952; Brown, 1978; Proess & Baden, 2000; Brouwers & Newton, 2009b). In the UK, the species has the national status of a 'Species of Conservation Concern' (NBN Gateway, 2009). The main habitat requirements identified for this species at the local scale were presence of a thick leaf litter layer, an open canopy and low levels of ground vegetation (Brouwers & Newton, 2009b). To date, no detailed study has been undertaken on the movement patterns displayed by different life-stages of wood cricket through different habitat environments. Therefore, this study addressed the following aims: (i) to analyse the movement patterns of wood cricket juveniles (i.e. nymphs) and adults within different ground surface substrates using random walk models; (ii) to infer the rate of population spread for both nymphs and adults in these different environments; and (iii) to determine the preferred ground substrate of both adults and nymphs when presented with a choice.

Methods

Study context

Cricket species typically go through several life-stages before reaching sexual maturity (Marshall & Haes, 1988). The juvenile stages generally encompass the biggest part of the life-cycle, making these life-stages equally important in terms of determining the dispersal ability of a species (Diekötter *et al.*, 2005). Based on earlier findings for wood crickets (Richards, 1952; Gabbutt, 1959; Beugnon, 1979; Brouwers & Newton, 2009a, b, c; Brouwers *et al.*, 2009) and studies of other invertebrate species (e.g. Doak, 2000), it was hypothesized that because of the physical differences between adults and nymphs and the habitat preferences of the species: (i) differences in movement patterns would be found between life-stages (because of differences in body size and sexual maturity) and with different ground surface substrates (because of differences in food availability and the shelter it provides); (ii) nymphs would spread more slowly than adults (because of physical differences like body size); and (iii) leaf litter would be the preferred substrate to move through, for both nymphs and adults (because of their preference for leaf litter providing shelter and food).

Study site

Between the 5th and 29th of June and the 30th of July and 7th of September 2007, a series of experiments were conducted using wood cricket nymphs (6–7th instar) and adult males and females, respectively. The experiments were carried out in the Briddlesford area (50°42'41.00" N,

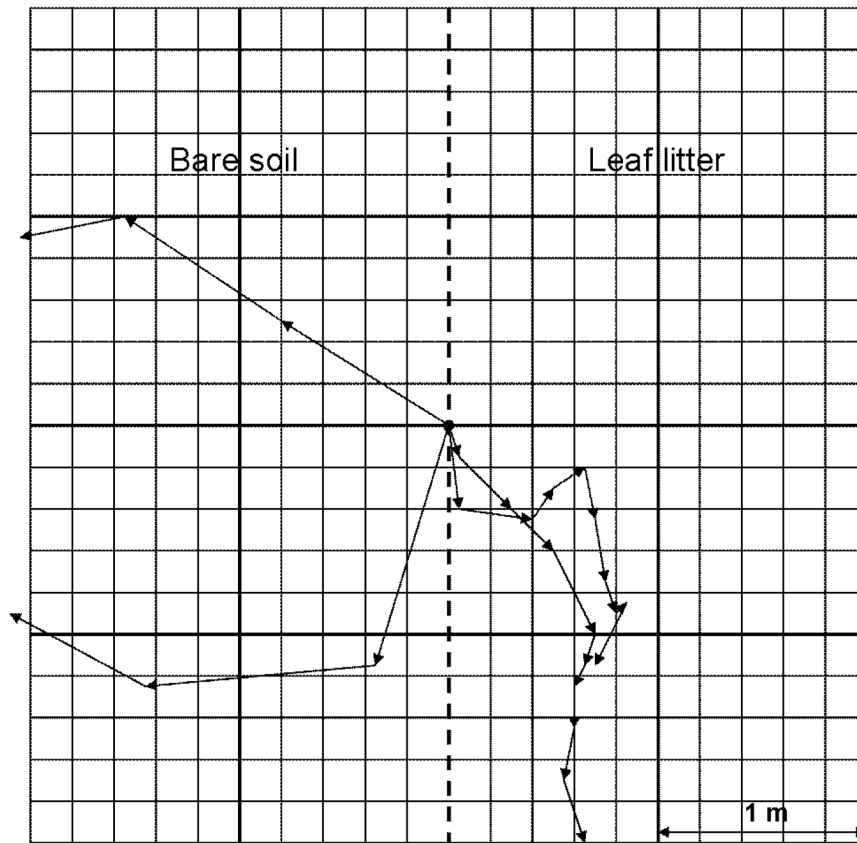


Fig. 1. Movement paths recorded for four wood cricket adults, each revealing a different pattern of movement. Experimental grid containing bare soil (left half) and leaf litter (right half) divided into 20×20 cm cells.

$1^{\circ}13'30.50''$ W) situated on the Isle of Wight, UK, which is owned by 'The People's Trust for Endangered Species' (PTES), a non-governmental conservation organisation. The majority of woodlands in this area are classified as 'ancient woodland' (Spencer & Kirby, 1992) and are dominated by native deciduous tree species, particularly oak (*Quercus* spp.). Since 2005, extensive new plantings of native tree species have taken place in this area, funded by the 'JIGSAW' scheme (Forestry Commission, 2005), in order to increase connectivity between the individual woodland fragments.

Movement experiments

Two separate experiments were undertaken. These focused on recording individual movement paths for the two life-stages in order to analyse movement patterns through different homogeneous ground substrates and to test for preferences among different ground substrates upon release. For the experiments, both the nymphs and adults were caught using a custom designed pooter. For the duration of the experiments, caught individuals were kept in a plastic container with ample supplies of food (bread, various fungi and oak leaf litter) available. To increase the visibility of individual wood crickets that were released during the experiments, individuals were marked by dusting them with fluorescent pigment (UV Gear, Mark SG Enterprises, Surrey, UK; www.uvgear.co.uk) (following Cronin, 2003). Marking

was achieved by placing individuals in a plastic container with a small amount of pigment and shaking the container gently until all specimens were marked sufficiently. A control study was performed observing 20 marked and 20 unmarked nymphs and adults for a period of five days. This control study revealed no changes in behaviour and no significant increases in mortality between the marked and unmarked groups. All experiments were conducted on sites where wood crickets were initially not present (i.e. released wood crickets were strangers to the site) and under similar meteorological conditions where mean average daytime temperature at the ground surface did not go below 15°C .

Leaf litter vs. bare soil

A 4×4 m experimental site was created on an open woodland track within a mature open woodland dominated by oak. At this site, a grid was constructed using garden twine with each grid cell measuring 20×20 cm. This experimental site was divided equally with one half having a layer of leaf litter (2 cm deep) and one half with bare soil (Fig. 1). Individual wood crickets were released at the centre of the grid at the edge of the contrasting substrates. To avoid directional bias, individuals were released in alternating directions. The released individuals were observed from a position outside the grid. For each individual, choice of substrate was recorded after the release. To avoid a directional bias related to

the experimental set-up, movement paths were recorded only after individuals had made their choice for one substrate and had moved from the centre-line of the experimental plot into one of the homogeneous substrates on either side (see Fig. 1). This strategy guaranteed unbiased movements through either one of the homogeneous substrates where the individuals were unable to see or otherwise sense the contrast between the substrates. The movement paths were recorded on gridded paper by drawing the exact route made by each individual after release. Furthermore, to relate movement with time, the exact position within the experimental plot was recorded for each individual after every minute and highlighted on the individual paths. Observations were terminated either after individuals were observed exiting the grid or remained stationary for more than six minutes. Only unbiased movement paths made entirely within one homogeneous substrate (i.e. for individuals that were not influenced by the centre-line within the experimental plot) were used for further analyses (see Fig. 1).

Leaf litter vs. short grass

A 5 × 3 m experimental site was created within a grass/hay field adjacent to a mature woodland edge dominated by oak (*Quercus* spp.). At this site, a grid was constructed using garden twine with each grid cell measuring 20 × 20 cm. The experimental site was equally divided with one half having a layer of leaf litter (2 cm deep) and the other half short grass (10 cm high). Single wood cricket nymphs and adults were released in the centre of the plot, at the edge of the contrasting substrates, further following the methods described above. Additionally, several individuals of both nymphs and adults were released within the short grass, where their movement paths and one-minute positions were recorded.

Analyses

For the analyses described in the following paragraphs, all data extracted from the individual registered paths were pooled. Therefore, these analyses represent the overall dynamics of the nymph population and adult population of wood crickets.

Paths made entirely within one homogeneous substrate, being either leaf litter, bare soil or short grass, were visually analysed to divide the continuous paths into distinct moves. This visual analysis revealed that the one-minute positions that were recorded for each individual matched the discrete moves relatively well. Therefore, the one-minute step positions were used to represent discrete moves for wood crickets in further analyses. In this case, moves represented the straight-line distances between each location as recorded over the one-minute interval. These coordinates combined with standard rules for right-angled triangles and trigonometry (cosine rule) were then used to calculate move distance, the mean speed (cm min⁻¹) and turning angles between moves with functions available in Excel (Microsoft Office XP).

Initially, the individual paths made within the three individual substrates were tested for presence of a release effect. This was established by comparing the speed displayed in the first move of each individual path with the speed of subsequent moves. After exploration of the speed data and testing for normality (Kolmogorov-Smirnov test), Mann-Whitney and *t*-tests (for independent samples) were

used for the analyses. Furthermore, chi-square 'goodness of fit' tests were performed to test for substrate preference for each life-stage and Fisher's exact probability tests (appropriate when using small samples) were used to test for difference in substrate preference between the sexes. Finally, Mann-Whitney tests were used to test for speed differences within the different substrates, and between sexes and life-stages. All of the statistical analyses were performed using SPSS (Version 14.0, SPSS Inc., Chicago, Illinois, USA).

Walk analysis

The individual paths were further analysed following the steps described in Turchin (1998). The movement paths over bare soil and through leaf litter were analysed for deviances with a simple uncorrelated random walk (URW) and a correlated random walk (CRW) model (from Turchin, 1998). These models are suitable for analysis of paths made inside homogeneous environments and can be used as a tool to infer the rate of population spread within these substrates as a measure of dispersal for wood crickets (see Turchin, 1998). Uncorrelated random walk (URW) models assume that organisms move through the environment without any correlation between moves (i.e. no directional persistence or any other kind of correlation between successive displacements) and, therefore, do not include a parameter that accounts for a directional persistence within the equation. CRW models assume that there is a certain level of directional persistence in the movement of organisms and, therefore, include parameters that account for this persistence based on absolute turning angles between moves. Therefore, under the CRW formulation, a species is predicted to spread quicker compared to URW models. Not enough data was gathered to perform this analysis for grass, and data for adults were pooled regardless of sex.

When using URW or CRW models as a way to analyse recorded movement paths and patterns, a series of different statistical approaches need to be adopted in order to test if the data accurately fit the models and, consequently, if the models can accurately describe the population spread of a species. The series of tests that were performed, therefore, do not stand alone, and their results need to be interpreted together to draw conclusions for the species under study.

Both models assume that move duration, speed and turning angles within each path are not serially (or auto)correlated (Turchin, 1998). Particularly when speed and turning angle between moves show autocorrelations, this will affect and be reflected in the model outcomes and should be interpreted accordingly. Furthermore, the indication for the applicability of a CRW model over the URW model is when turning angles show an overall positive correlation (i.e. a symmetric distribution around 0° (range -180°/180°)). These criteria were tested as follows. To check the primary assumption to apply the CRW model, first the distribution of the absolute turning angle (range -180°/180°) was explored. Second, serial correlations for the individual paths were examined. Where move duration in our approach was perfectly correlated (using one-minute time steps to quantify moves), only speed (cm min⁻¹) and turn angles were tested for presence of serial or autocorrelations between subsequent moves. Autocorrelation is a method specifically designed to examine correlations within time-series data. For movement paths, it correlates one move

with move values (i.e. distance) lagged by one (first-order) or more (higher-order) previous moves. For speed, individual paths were analysed for presence of first-order and second-order autocorrelations. Turn angles were analysed by defining them as right (R) or left (L) turns relative to the previous move direction. To test for autocorrelation, subsequent turns for each individual path were paired relative to each previous turn and defined as RR, RL, LR and LL. Deviations from a random sequence were tested by applying a chi-square test of association for these turn pairs. Furthermore, chi-square 'goodness of fit' tests were performed to test for turn direction preference (even (LL, RR) vs. alternating (LR, RL)). Finally, Spearman's correlations between speed and absolute (positive) turn angles (0–180 degrees) between moves were performed for all registered paths. All analyses were performed using functions available in SPSS (Version 14.0, SPSS Inc., Chicago, Illinois, USA).

To further test the applicability of the URW or CRW formulation for the species moving through different substrates, net-squared displacements (R_n^2) were calculated (Equation 1). Under the URW formulation, net-squared displacements (R_n^2) typically increase linearly with time. Therefore, R_n^2 (Equation 1a) was plotted against time (n) and linear regression analyses was used to assess the overall fit. For testing the CRW model, comparisons were made between (theoretical) predicted and (actual) observed displacements. For these analyses, all paths with more than two recorded consecutive moves were examined. Predicted and observed displacements were calculated as net-squared displacements (R_n^2) (Equation 1b), employing mean observed values for move length and turn angle. These values were plotted against the number of consecutive moves observed for each recorded path made by the individually released specimens. To further assess the appropriateness of the CRW formulation for wood cricket movement, the 95% confidence interval for the predicted net-squared displacement was included for comparison with the observed values (following Turchin, 1998).

Equation 1. Net-squared displacement (R_n^2) formulation for (a) Uncorrelated Random Walk (URW) and (from Turchin, (1998)) (b) Correlated Random Walk (CRW) (corrected from Turchin (1998) and Kareiva & Shigesada (1983)).

$$R_n^2 = nL_2 \tag{a}$$

$$R_n^2 = nL_2 + (2L_1^2)c/(1-c) (n - (1 - c^{(n-1)/2})/(1-c)) \tag{b}$$

- L_1 = mean move length (here in cm)
- L_2 = mean squared move length (here in cm²)
- n = number of consecutive moves
- c = mean cosine of the turn angle

Furthermore, to calculate the rate of population spread for wood cricket nymphs and adults, estimations for net displacement (R_n) (in cm min⁻¹) were calculated using the appropriate correction factor (z) ($R_n = z\sqrt{R_n^2}$; with mean absolute turning angle > 30°, $z = 0.89$; see Byers (2001)).

Results

When looking at the individual movement paths of released nymph and adult wood crickets, a variety of movement patterns were revealed, indicating heterogeneity

in movement among individuals within the species (Fig. 1). The data of all individual paths, therefore, were pooled to uncover the overall dynamics and movement patterns that prevail within the populations. The following findings, therefore, indicate the predominant movement patterns for wood cricket nymphs and adults.

Release effect

For nymphs, both in leaf litter and on bare soil, no significant difference was found between the speed generated in the first one-minute move and subsequent moves after release (Mann-Whitney test: $n = 299$, $z = -0.580$, $P = 0.562$; independent samples t -test: $t_{153} = 1.018$, $P = 0.310$, respectively). For adults, speed during the first move on leaf litter did not significantly differ from that during subsequent moves (Mann-Whitney test: $n = 142$, $z = -1.125$, $P = 0.260$). However, over bare soil, the speed generated during the first move was significantly higher than during the following moves (independent samples t -test: $t_{111} = 3.150$, $P = 0.002$), indicating an initial release effect. The first move of each path made on bare soil by adults for both males and females, therefore, was omitted from further analyses.

Speed through different substrates

For both life-stages, the frequency distribution of speed (cm min⁻¹) through leaf litter showed a high amount of variation but was generally skewed towards relatively low values (Fig. 2a, b). Speed over bare soil was similarly highly variable (Fig. 2c, d) but was more evenly distributed around the mean value (Table 1), showing a normal distribution. No differences were found between the sexes (i.e. adult males and females). For grass, not enough observations were made to provide a clear frequency distribution.

Speed of nymphs on bare soil was higher than their speed through leaf litter (Mann-Whitney test: $n = 454$, $z = -15.31$, $P < 0.001$). No tests were performed for nymphs moving through grass because of the small number of observations made ($n_s = 9$; Table 1). Speed of adults was higher on bare soil than in leaf litter and grass (Mann-Whitney test: $n = 228$, $z = -11.57$, $P < 0.001$; $n = 127$, $z = -8.840$, $P < 0.001$, respectively; Table 1). Furthermore, speed within leaf litter was higher than within grass (Mann-Whitney test: $n = 183$, $z = -4.260$, $P < 0.001$; Table 1). No differences were found between adult males and females with respect to speed over bare soil, through leaf litter or through grass (independent samples t -test: $t_{84} = -0.287$, $P = 0.775$; Mann-Whitney test: $n = 142$, $z = -1.163$, $P = 0.245$ and $n = 41$, $z = -0.911$, $P = 0.363$, respectively; Table 1). Between adults and nymphs, adults were significantly faster than nymphs when moving over bare soil and through leaf litter (independent samples t -test: $t_{239} = -4.472$, $P < 0.001$; Mann-Whitney test: $n = 441$, $z = -8.462$, $P < 0.001$, respectively; Table 1).

Substrate preference

Both nymphs and adults preferred moving through leaf litter when offered a choice between leaf litter and bare soil or grass (chi-square test: $P < 0.001$ – 0.039 ; Table 2), and no difference was observed in substrate preference between adult males and females (Fisher's exact probability test: $P = 0.486$ – 1.000 ; Table 2).

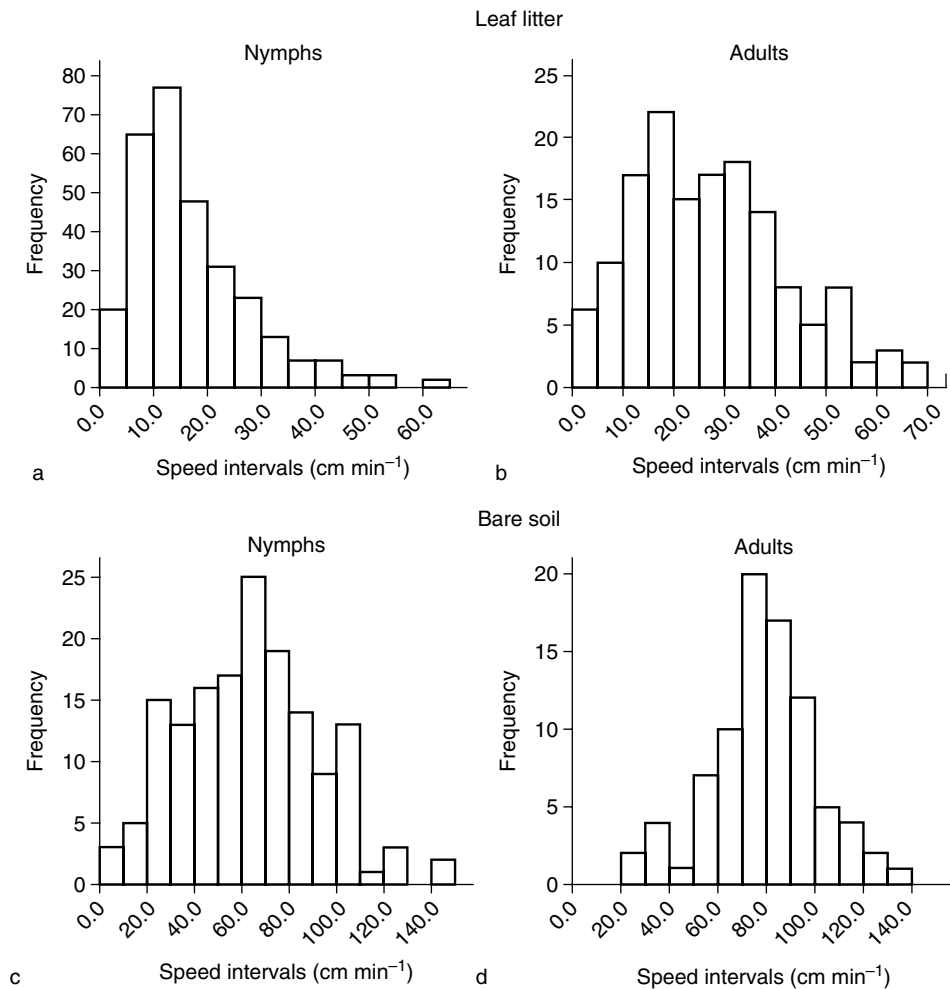


Fig. 2. Frequency distribution of speed (cm min^{-1}) generated through leaf litter by (a) nymphs, (b) all adults together, and on bare soil for (c) nymphs and (d) adults. For (b) and (d), one outlier was excluded from the graph for clarity ($100.1 \text{ cm min}^{-1}$ for (b) and $185.1 \text{ cm min}^{-1}$ for (d)). Interval range = 5 (a, b) and 10 (c, d) cm min^{-1} . $n = n_s$, see Table 1.

Turning angle analyses

The overall frequency distribution for turning angles both for leaf litter and over bare soil show an even distribution around 0° (Fig. 3), indicating directional persistence displayed by the species. This indicates a violation of the primary assumption (i.e. no correlations) made under the URW formulation, however, meets the assumption made under the CRW formulation.

Autocorrelation for speed

First- and second-order autocorrelations for speed were found for nymphs moving through leaf litter and over bare soil (autocorrelation: $P = 0.025\text{--}0.043$), indicating a violation of the URW/CRW criteria. This result indicates that for wood cricket nymphs the discrete moves made in each path were possibly oversampled by using the arbitrarily chosen move duration of one-minute, and this needs to be taken into consideration. For adults, analyses of the individual paths did not reveal any autocorrelations for speed through leaf

litter habitat (autocorrelation: $n = 7$, first-order: $df = 1$, $P = 0.093\text{--}0.982$; second-order: $df = 2$, $P = 0.160\text{--}0.851$) or over bare soil (autocorrelation: $n = 7$, first-order: $df = 1$, $P = 0.275\text{--}0.777$; second-order: $df = 2$, $P = 0.099\text{--}0.553$), indicating no violation of the URW or CRW criteria. This result indicates that for adult wood crickets the moves that were made in each path were accurately defined using the one-minute time step.

Autocorrelation for turning angle

Nymphs moving through leaf litter revealed autocorrelations in their turning angle between consecutive moves (Table 3). Furthermore, alternating directions were favoured over even turns, indicating a linear persistence in their movement (i.e. directed movement pattern) (Table 4). Nymphs showed (weak) uncorrelated movement over bare soil (Table 3); however, grouping even and alternating turning pairs together revealed that even turns were favoured over alternating turns (Table 4). Furthermore, even pairs turning left were favoured over even pairs turning

Table 1. Mean speed (cm min⁻¹) recorded for nymphs and adults generated within different substrates

Life-stage	Substrate	<i>n_p</i>	<i>n_s</i>	Speed	95% CI	
Nymphs	Bare soil	25	155	62.6	58.0	67.3
	Leaf litter	54	299	16.0	14.7	17.2
	Grass	5	9	4.68	2.81	6.54
Adults	Bare soil	25	86	79.3	73.9	84.7
	Leaf litter	27	142	27.8	25.2	30.4
	Grass	17	41	16.8	12.9	20.6
Males	Bare soil	13	36	78.4	70.9	85.9
	Leaf litter	14	84	27.1	23.5	30.6
	Grass	8	18	15.3	8.89	21.7
Females	Bare soil	12	50	80.0	72.2	87.8
	Leaf litter	13	58	29.0	25.1	32.8
	Grass	9	23	17.9	12.9	23.0

n_p, number of paths (or individuals); *n_s*, number of one-minute steps (or moves) taken by all individuals (for all paths) used to calculate the mean speed; Speed, mean speed (cm min⁻¹); 95% CI=95% confidence interval around the mean speed.

Table 2. Substrate preference (or choice) of wood cricket nymphs and adults with related chi-square 'goodness of fit' tests and Fisher's exact tests for differences in preference between sexes.

Life-stage	Leaf litter	Bare soil	χ^2	df	<i>P</i>
Nymphs	23	8	7.258	1	0.007
Adults	14	5	4.263	1	0.039
Males	7	3	Fisher's test		1.000
Females	7	2			
	Leaf litter	Grass			
Nymphs	31	2	25.48	1	<0.001
Adults	13	2	8.067	1	0.005
Males	7	2	Fisher's test		0.486
Females	6	0			

Leaf litter/Bare soil or Leaf litter/Grass = number of individuals choosing either substrate.

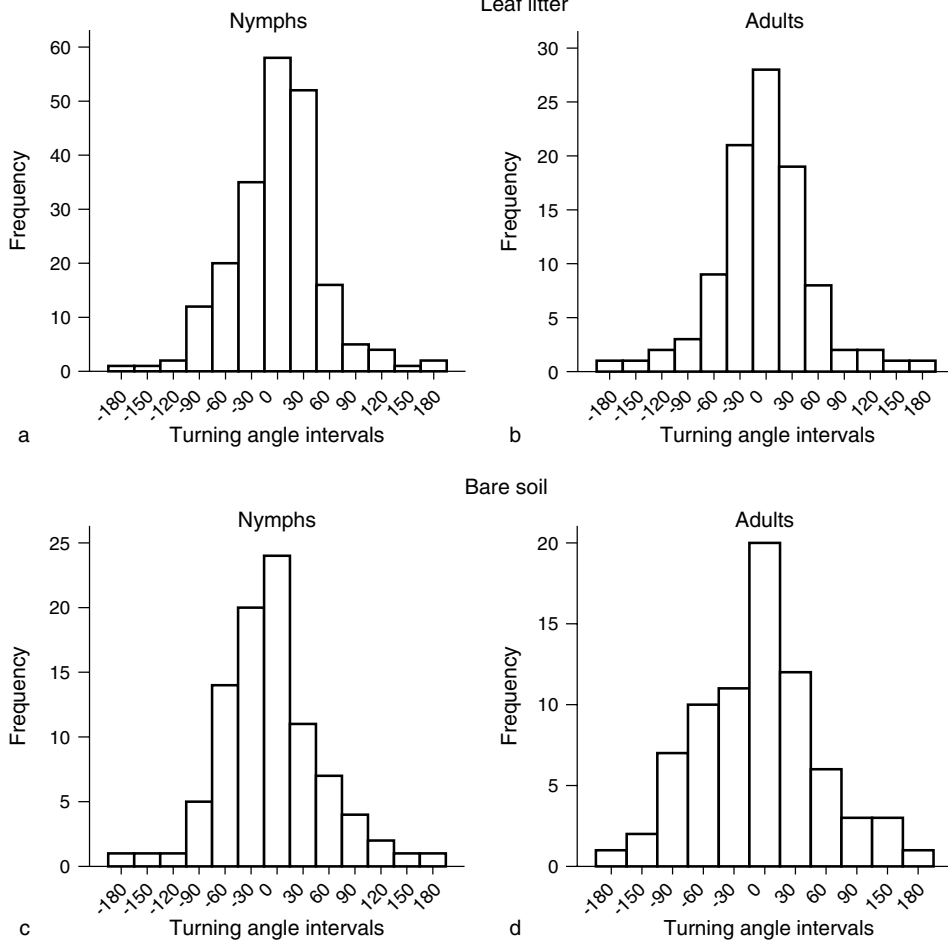


Fig. 3. Frequency distribution of turning angles made when moving through leaf litter and over bare soil for (a, c) nymphs and (b, d) adults, respectively. Values on the x-axis represent the mid-point of the turning angle interval. Interval range = 30°.

right (chi-square test: $\chi^2_1 = 10.26$, $n_{LL} = 32$, $n_{RR} = 11$, $P = 0.001$), indicating a circling movement pattern for nymphs on this substrate. For adults moving through leaf litter, turn pairs

were evenly distributed (Table 3 and 4), indicating no autocorrelation between consecutive moves. However, over bare soil, movements were autocorrelated (Table 3) where (like

Table 3. Contingency tables for turning angles of subsequent moves made by nymph and adult wood crickets moving over bare soil or through leaf litter with related chi-square tests of association.

Life-stage	Substrate	Turn	Left	Right	Total
Nymphs	Leaf litter	Left	7	21	28
		Right	22	13	35
		Total	29	34	63
	Bare soil	Left	32	14	46
		Right	9	11	20
		Total	41	25	66
Adults	Leaf litter	Left	12	20	32
		Right	15	17	32
		Total	27	37	64
	Bare soil	Left	20	8	28
		Right	7	19	26
		Total	27	27	54

Life-stage	Substrate	<i>n</i>	χ^2	df	<i>P</i>
Nymphs	Leaf litter	63	8.974	1	0.003
	Bare soil	66	3.575	1	0.059
Adults	Leaf litter	64	0.577	1	0.448
	Bare soil	54	10.68	1	0.001

Turn = turn direction relative to the direction of the previous move.

nymphs) even turns were favoured over alternating turns (Table 4). Both for nymphs and adults, no significant correlations were recorded between speed and turn angle for movement paths made in leaf litter and over bare soil (Table 5). Together, these results indicated that only adult wood crickets moving through leaf litter met all of the criteria under the CRW formulation.

Net-squared displacement (R_n^2)

When using the URW model (Equation 1a), linear regression analyses revealed a significantly positive relationship between net-squared displacement (R_n^2) and time for adult wood crickets moving through leaf litter and over bare soil (regression: $R^2 = 0.93$; $F = 40.7$, $df = 4$, $P = 0.008$; $R^2 = 0.86$; $F = 19.1$, $df = 4$, $P = 0.022$, respectively). For nymphs, no linear relationship was found for both leaf litter and bare soil (regression: $R^2 = 0.52$; $F = 3.25$, $df = 4$, $P = 0.169$; $R^2 = 0.49$; $F = 3.79$, $df = 5$, $P = 0.123$, respectively).

Under the CRW model (Equation 1b), when observed values exceed the predicted values, more directed movement by the species is suggested; and, where the observed values are below the predicted values, more random movement is suggested. Within leaf litter, for nymphs, six out of 11 observed values do not correspond with the predicted R_n^2 values (Fig. 4a). Overall, the observed R_n^2 shows a more rapid displacement than predicted until three consecutive moves, after which a gradual decrease is shown towards lower values than predicted (Fig. 4a). For adults, however, observed values through leaf litter display a good overall fit with the predicted R_n^2 values (Fig. 4b), confirming the results from the autocorrelation analyses (see above). Over bare soil, observed R_n^2 for nymphs reveal a relative good fit with the predicted values; however, generally the CRW formulation seems to overestimate the observed displacement (Fig. 4c). Adults moving over bare soil reveal a similar trend with a

Table 4. Results of chi-square 'goodness of fit' tests for the displayed movement patterns of nymphs and adults moving over bare soil or through leaf litter based on turning angles grouped in even turns left/left+right/right (LL+RR) and alternating turns left/right+right/left (LR+RL); see also Table 3.

Life-stage	Substrate	LL+RR	LR+RL	χ^2	df	<i>P</i>
Nymphs	Leaf litter	20	43	8.397	1	0.004
	Bare soil	43	23	6.061	1	0.014
Adults	Leaf litter	29	35	0.563	1	0.453
	Bare soil	39	15	10.67	1	0.001

Table 5. Spearman's rank correlation between speed and turn angle of all individual paths made by nymphs and adults over bare soil or through leaf litter.

Life-stage	Substrate	<i>n</i>	<i>r</i>	<i>P</i>
Nymph	Leaf litter	96	0.006	0.955
	Bare soil	91	-0.011	0.920
Adult	Leaf litter	98	0.109	0.287
	Bare soil	76	0.026	0.824

general overestimation of the predicted displacement compared to the observed values (Fig. 4d). Overall, these results indicate that only adult wood crickets moving through leaf litter can accurately be modelled using the CRW formulation. Furthermore, the adult population is predicted to spread quicker through leaf litter and over bare soil than the nymph population (Fig. 4a, predicted displacement $R_n = 10.1 \text{ cm min}^{-1}$; Fig. 4b, predicted $R_n = 17.9 \text{ cm min}^{-1}$; Fig. 4c, predicted $R_n = 37.2 \text{ cm min}^{-1}$; and Fig. 4d, predicted $R_n = 43.2 \text{ cm min}^{-1}$, respectively).

Discussion

The relationship between net-squared displacement (R_n^2) and time that was recorded in this study was found to be close to linear for adult wood crickets moving through leaf litter. In contrast, the relationship was non-linear for nymphs. Furthermore, the estimated rate of population spread as calculated from the predicted R_n^2 was found to be considerably lower for nymphs than for adults (10.1 vs. 17.9 cm min^{-1}). This was also reflected in the differences in speed recorded through leaf litter, where nymphs were found to move more slowly than adults. Similar differences were also found between life-stages of a moth (Doak, 2000) and a grasshopper (With, 1994) species, where juveniles showed a lower rate of spread through their natural habitat than adults. A likely explanation for these differences could be the physical constraints (e.g. body size) related to the different life-stages. For Orthoptera, juvenile life-stages tend to be smaller and less mobile than the adults (Marshall & Haes, 1988), and this will consequently influence their ability to move through the environment. Wood cricket adults, therefore, can be considered more powerful dispersers than nymphs and the adult life stage most important in terms of dispersal success.

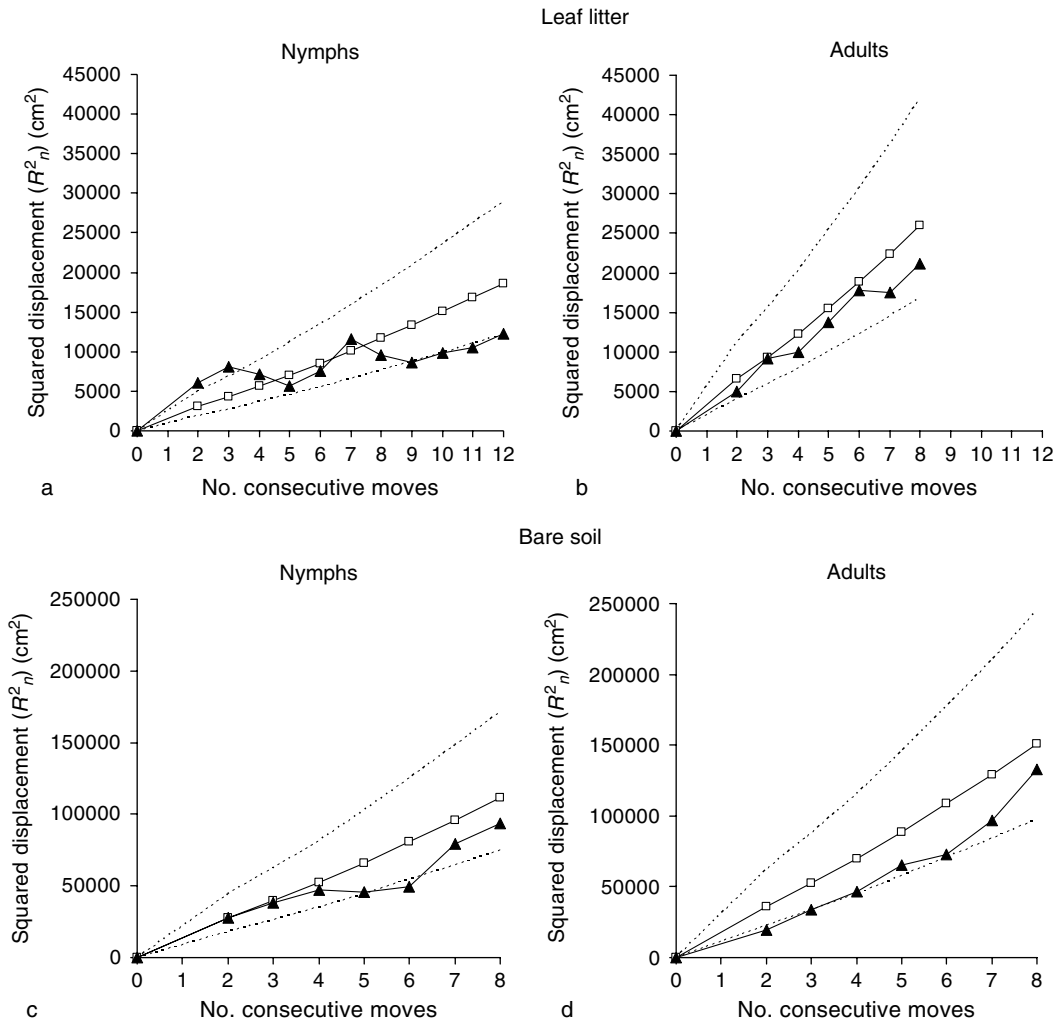


Fig. 4. Relationship between the net-squared displacement (R_n^2) (cm²) for CRW and the number of consecutive one-minute moves made within leaf litter (a) ($n = 114$), (b) ($n = 116$) and over bare soil (c) ($n = 124$), (d) ($n = 76$) for (a, c) nymphs and (b, d) adults, respectively. —□—, predicted square displacement; —▲—, observed square displacement; - - - - - , 95% confidence interval of the predicted square displacement.

The wood cricket has a two-year life-cycle in the UK, of which two-thirds is spent as a nymph and one-third as an adult (Gabbutt, 1959; Brown, 1978). To fully understand the dispersal ability of the species, it is, therefore, important to consider both life-stages (Diekötter *et al.*, 2005). This is demonstrated by the results of this study. At the scale of this investigation, the movement pattern found for wood crickets moving through their preferred substrate (i.e. leaf litter) differed considerably between life-stages. When using a fine temporal scale, nymphs displayed a movement pattern that changed from a more directed walk to random movements. The pattern demonstrated by adult wood crickets was strikingly different. For adults moving through leaf litter, the CRW model described the observed movements relatively well, indicating a gradual spread of adults over time. Thus, compared to nymphs, adults showed a higher tendency to spread out. Doak (2000) found similar differences in movement patterns between life-stages for a moth species. Caterpillars of this species were found to move

randomly, compared to a more directed movement recorded for the flightless female adult (Doak, 2000). One of the reasons for these differences is likely to be a consequence of the sexual maturity of the species. Compared to juvenile life-stages, adults are influenced by factors related to reproduction and mating. For instance, responses to reproductive pheromones and finding suitable breeding locations are likely to influence their behaviour and related movement pattern. Together, this indicates that, compared to adults, nymphs tend to settle down operating within a specific home range. For the majority of their life cycle, wood crickets, therefore, will stay within a fixed area, where dispersal events are likely to take place only during the relatively short period of the adult phase of their life cycle.

Wood cricket adults and nymphs consistently preferred to move through leaf litter rather than over bare soil (or through grass). This is consistent with the previously documented association of the species with a well-developed leaf litter layer (Richards, 1952; Brown, 1978; Brouwers &

Newton, 2009b). This preference was also reflected in the movement pattern and speed observed in both environments (i.e. leaf litter vs. bare soil). When considering adult movements only, the movement pattern through leaf litter was accurately described as a CRW. This result is similar to that recorded for two woodland-associated carabid beetles, *Pterostichus melanarius* and *Carabus nemoralis*, moving through their preferred woodland habitat environment (Wallin & Ekblom, 1988). However, the movement pattern of adult wood crickets over bare soil (i.e. unfavourable habitat) was less accurately described by the CRW formulation. Similar results were also observed for *P. melanarius* and another woodland beetle, *Pterostichus niger*, moving through less favourable habitat (i.e. a cereal field) (Wallin & Ekblom, 1988). Furthermore, these and other carabid species were found to move considerably more rapidly through 'unfavourable' environment than their preferred habitat (Baars, 1979; Wallin & Ekblom, 1988). This difference in the rate of movement was also observed for wood crickets, where the estimated speed over bare soil (i.e. unfavourable habitat) was 2.6–4.3 times greater than that recorded through leaf litter. For these species, a possible explanation for the observed differences could be the level of safety that is provided by a certain substrate. For wood crickets, the amount of cover provided by leaf litter compared to bare soil, therefore, is likely to have a significant influence on their movement pattern and behaviour. These similar results suggest that woodland invertebrate species tend to display a different movement pattern and move with less velocity within their preferred woodland habitat than when moving through less favourable environments like arable and grassland. This might further indicate that wood crickets and similar species are unlikely to disperse through non-woodland habitat environments, making this group particularly sensitive to woodland habitat fragmentation.

Bare soil can be considered as an environment that does not contain the habitat resources that wood crickets need to maintain their fitness (Richards, 1952; Brown, 1978). The pattern of movement revealed by the autocorrelation analyses showed that wood crickets tend to circle when moving over this particular substrate. This pattern was found to be more persistent for nymphs than for adults, possibly related to the greater ability of adults to orientate themselves towards external cues like tree trunks or the preferred leaf litter habitat that surrounded the experimental grid (Campan & Gautier, 1975). A similar circling pattern of movement was observed for the Mexican bean beetle when released in a field without its preferred resource/host plant (Turchin, 1998; pp. 147–150). This pattern was suggested to be related to the availability of their host plant and related search strategy of this species. This explanation could also be valid for wood crickets when moving over bare soil, where they also display a similar search strategy to find their primary resource habitat (i.e. leaf litter).

In this study, moves were defined using a fixed time interval to analyse the movement paths of wood crickets. However, defining discrete moves is often based on expert opinion (Turchin, 1998); and, therefore, their accuracy in representing the actual movements of the organism under study needs to be examined. The strategy for analyses used in this study was similarly used by Kareiva & Shigesada (1983), Wallin & Ekblom (1988) and others (Turchin, 1998). However, this strategy might have affected the outcomes of the walk analysis. For example, the fixed time interval might

have had an influence on the observed distribution of the turning angle and speed of the individuals, as shown by Nams (2006), possibly resulting in over- or under-estimations (Turchin, 1998). For nymphs, it was found that this likely had had an impact on the CRW analyses; but, for adults, this was found to have a lesser influence. Therefore, in order to test whether a model describes the movement pattern of a certain species accurately, it is important to analyse the observed movement paths in several different ways with a variety of tests (Turchin, 1998). The individual tests that can be used are complementary and do not necessarily confirm each other (Cain, 1990; Turchin, 1998). The analyses of the movement paths that were recorded in the current study clearly showed the validity of this statement. For example, the visual representation of the CRW model showed that the observed net-squared displacement (R^2_{net}) roughly matched the predicted displacement for adult wood crickets moving over bare soil (see Fig. 4d), indicating a CRW movement pattern. However, the positive autocorrelation between turning angles indicated that adults tended to move in random circling patterns. This violated the assumptions made under both the URW and CRW formulations that were tested (see Turchin, 1998), indicating that in these cases neither model described the movement pattern of wood cricket adults accurately. Furthermore, for all situations, the first assumption under the URW formulation was violated because of an overall bell-shaped distribution in turning angle around 0° , indicating that a different model for describing wood cricket movement patterns should be applied. Interpretation of all analyses together found that the only movement data passing all individual tests for applying the CRW model were that obtained for adult wood crickets moving through leaf litter.

Although relatively few individuals of both nymphs and adults were used for the analyses, this study provides an important insight into how a specialized woodland species moves through its preferred habitat (i.e. leaf litter). This is particularly important given the limited knowledge of the dispersal ability of many woodland taxa (Dolman & Fuller, 2003; Bailey, 2007) and the particular lack of information for dispersal of species in different developmental stages and for those that move by walking (Diekotter *et al.*, 2005). The results of this study indicated the difference in movement pattern through homogeneous habitat environments; however, natural environments are typically highly heterogeneous and may include barriers influencing movement and potentially inhibiting dispersal (e.g. Doak, 2000). Such factors have been found to have a significant impact on the movement pattern and, consequently, the dispersal ability of a number of invertebrates studied in their natural environment (Johnson *et al.*, 1992; Firlie *et al.*, 1998; Doak, 2000; Samu *et al.*, 2003). This highlights the need for further investigations on the dispersal ability of wood cricket and similar woodland species, which should focus on movement patterns and population dynamics in natural heterogeneous environments at a range of spatio-temporal scales.

Acknowledgements

We would like to thank the Forestry Commission and the Scottish Forestry Trust for funding this research. Furthermore, we would like to thank the People's Trust for Endangered Species (PTES) (London, UK) for providing us

with the opportunity to work in their woodlands, and Sallie Bailey (Forestry Commission, UK), Keith Kirby (Natural England, UK), Kevin Watts (Forest Research, UK) and three anonymous referees for their input and comments on earlier drafts of this manuscript. We would further like to thank Peter Turchin (University of Connecticut, USA) and Nanako Shigesada (Doshisha University, Japan) for pointing out the error and correcting the CRW formula used in this manuscript.

References

- Baars, M.A.** (1979) Patterns of movement of radioactive carabid beetles. *Oecologia* **44**, 125–140.
- Bailey, S.** (2007) Increasing connectivity in fragmented landscapes: an investigation of evidence for biodiversity gain in woodlands. *Forest Ecology and Management* **238**, 7–23.
- Benhamou, S.** (1990) An analysis of movements of the wood mouse *Apodemus sylvaticus* in its home range. *Behavioural Processes* **22**, 235–250.
- Bennett, A.F.** (2003). *Linkages in the Landscape: The Role of Corridors and Connectivity in Wildlife Conservation*. 254 pp. Gland, Switzerland and Cambridge, UK, IUCN.
- Beugnon, G.** (1979) *Etude de l'orientation visuelle du grillon des bois Nemobius sylvestris dans son milieu naturel*, PhD thesis, Université Paul Sabatier, Toulouse, France.
- Beugnon, G.** (1980) Daily migrations of the wood cricket *Nemobius sylvestris*. *Environmental Entomology* **9**, 801–805.
- Bowly, H.D., Hanson, J.M. & Hutchings, J.A.** (2007) Resident and dispersal behavior among individuals within a population of American lobster *Homarus americanus*. *Marine Ecology Progress Series* **331**, 207–218.
- Brouwers, N. & Newton, A.** (2009a) The influence of habitat availability and landscape structure on the distribution of wood cricket (*Nemobius sylvestris*) on the Isle of Wight, UK. *Landscape Ecology* **24**, 199–212.
- Brouwers, N.C. & Newton, A.C.** (2009b) Habitat requirements for the conservation of wood cricket (*Nemobius sylvestris*) (Orthoptera: Gryllidae) on the Isle of Wight, UK. *Journal of Insect Conservation* **13**, 529–541.
- Brouwers, N.C. & Newton, A.C.** (2009c) Movement rates of woodland invertebrates: a systematic review of empirical evidence. *Insect Conservation and Diversity* **2**, 10–22.
- Brouwers, N.C., Watts, K., Bailey, S. & Newton, A.C.** (2009) Measuring woodland connectivity for wood cricket (*Nemobius sylvestris*) on the Isle of Wight, UK. pp. 25–32 in Catchpole, R., Smithers, R., Baarda, P. & Eycott, A. (Eds) *Ecological Networks: Science and Practice*. IALE (UK) Conference Proceedings, Edinburgh University, 1–3 September 2009, Lancashire, UK, Colin Cross Printers Ltd.
- Brown, V.K.** (1978) Variations in voltinism and diapause intensity in *Nemobius sylvestris* Orthoptera Gryllidae. *Journal of Natural History* **12**, 461–472.
- Byers, J.A.** (2001) Correlated random walk equations of animal dispersal resolved by simulation. *Ecology* **82**, 1680–1690.
- Cain, M.L.** (1990) Models of clonal growth in *Solidago altissima*. *Journal of Ecology* **78**, 27–46.
- Campan, R. & Gautier, J.Y.** (1975) Orientation of the cricket *Nemobius sylvestris* (Bosc) towards forest-trees. Daily variations and ontogenetic development. *Animal Behaviour* **23**, 640–649.
- Conradt, L. & Roper, T.J.** (2006) Nonrandom movement behavior at habitat boundaries in two butterfly species: implications for dispersal. *Ecology* **87**, 125–132.
- Crist, T.O., Guertin, D.S., Wiens, J.A. & Milne, B.T.** (1992) Animal movement in heterogeneous landscapes: an experiment with eleodes beetles in shortgrass prairie. *Functional Ecology* **6**, 536–544.
- Cronin, J.T.** (2003) Movement and spatial population structure of a prairie planthopper. *Ecology* **84**, 1179–1188.
- Crooks, K.R. & Sanjayan, M.** (Eds). (2006) *Connectivity Conservation*. 728 pp. Cambridge, UK, Cambridge University Press.
- Dai, X., Shannon, G., Slotow, R., Page, B. & Duffy, K.J.** (2007) Short-duration daytime movements of a cow herd of African elephants. *Journal of Mammalogy* **88**, 151–157.
- Diekotter, T., Csencsics, D., Rothenbuhler, C., Billeter, R. & Edwards, P.J.** (2005) Movement and dispersal patterns in the bush cricket *Pholidoptera griseoaptera*: the role of developmental stage and sex. *Ecological Entomology* **30**, 419–427.
- Doak, P.** (2000) Population consequences of restricted dispersal for an insect herbivore in a subdivided habitat. *Ecology* **81**, 1828–1841.
- Dolman, P.M. & Fuller, R.J.** (2003) The processes of species colonisation in wooded landscapes: a review of principles. pp. 25–36 in Humphrey, J., Newton, A., Latham, J., Gray, H., Kirby, K., Poulson, E. & Quine, C. (Eds) *The Restoration of Wooded Landscapes*. Edinburgh, UK, Forestry Commission.
- Firle, S., Bommarco, R., Ekblom, B. & Natiello, M.** (1998) The influence of movement and resting behavior on the range of three carabid beetles. *Ecology* **79**, 2113–2122.
- Forestry Commission** (2005) *Explanatory leaflet: Jigsaw challenge*. 4 pp. England, Forestry Commission.
- Fownes, S.** (2002) Effects of meadow suitability on female behaviour in the alpine butterfly *Parnassius smintheus*. *Ecological Entomology* **27**, 457–466.
- Gabbutt, P.D.** (1959) The bionomics of the wood cricket, *Nemobius sylvestris* (Orthoptera: Gryllidae). *Journal of Animal Ecology* **28**, 15–42.
- Hapca, S., Crawford, J.W., MacMillan, K., Wilson, M.J. & Young, L.M.** (2007) Modelling nematode movement using time-fractional dynamics. *Journal of Theoretical Biology* **248**, 212–224.
- Hein, S., Gombert, J., Hovestadt, T. & Poethke, H.-J.** (2003) Movement patterns of the bush cricket *Platycleis albopunctata* in different types of habitat: matrix is not always matrix. *Ecological Entomology* **28**, 432–438.
- Johnson, A.R., Milne, B.T. & Wiens, J.A.** (1992) Diffusion in fractal landscapes: simulations and experimental studies of Tenebrionid beetle movements. *Ecology* **73**, 1968–1983.
- Kareiva, P.M. & Shigesada, N.** (1983) Analyzing insect movement as a correlated random walk. *Oecologia* **56**, 234–238.
- Levin, S.A.** (1992) The problem of pattern and scale in ecology: the Robert H. MacArthur Award lecture. *Ecology* **73**, 1943–1967.
- Marshall, J.A. & Haes, E.C.M.** (1988) *Grasshoppers and allied insects of Great Britain and Ireland*. 252 pp. Essex, UK, Harley Books.
- Morales, J.M. & Ellner, S.P.** (2002) Scaling up animal movements in heterogeneous landscapes: the importance of behavior. *Ecology* **83**, 2240–2247.
- Morvan, R. & Campan, R.** (1976) Displacement of ground crickets: conditions of acquisition and maintenance of a dominant orientation (Les déplacements du grillon des bois: conditions d'acquisition et de maintien d'une orientation dominante). *Terre et la Vie* **30**, 276–294.

- Nams, V.O.** (2006) Animal movement rates as behavioural bouts. *Journal of Animal Ecology* **75**, 298–302.
- NBN Gateway** (2009) National biodiversity network gateway. UK, CEH and JNCC. Available on <http://www.searchnbn.net> (Accessed November 2007).
- Proess, R. & Baden, R.** (2000) Survey of the orthopteran species *Barbitistes serricauda* (Fabricius, 1798), *Leptophyes punctatissima* (Bosc, 1972), *Meconema thalassinum* (De Geer, 1773) and *Nemobius sylvestris* (Bosc, 1792) in Luxembourg (Insecta, Saltatoria). *Bulletin de la Societe des Naturalistes Luxembourgeois* **100**, 159–170.
- Richards, T.J.** (1952) *Nemobius sylvestris* in S.E. Devon. *The Entomologist* **85**, 83–87, 108–111, 136–141, 161–166.
- Root, R.B. & Kareiva, P.M.** (1984) The search for resources by cabbage butterflies (*Pieris rapae*): ecological consequences and adaptive significance of Markovian movements in a patchy environment. *Ecology* **65**, 147–165.
- Samu, F., Sziranyi, A. & Kiss, B.** (2003) Foraging in agricultural fields: local 'sit-and-move' strategy scales up to risk-averse habitat use in a wolf spider. *Animal Behaviour* **66**, 939–947.
- Schtickzelle, N., Joiris, A., Van Dyck, H. & Baguette, M.** (2007) Quantitative analysis of changes in movement behaviour within and outside habitat in a specialist butterfly. *BMC Evolutionary Biology* **7**, 4.
- Spencer, J.W. & Kirby, K.J.** (1992) An inventory of ancient woodland for England and Wales. *Biological Conservation* **62**, 77–93.
- Turchin, P.** (1991) Translating foraging movements in heterogeneous environments into the spatial distribution of foragers. *Ecology* **72**, 1253–1266.
- Turchin, P.** (1998) *Quantitative Analysis of Movement*. 396 pp. Sunderland, MA, USA, Sinauer Associates, Inc.
- Vernes, K. & Haydon, D.T.** (2001) Effect of fire on northern bettong (*Bettongia tropica*) foraging behaviour. *Austral Ecology* **26**, 649–659.
- Vos, C.C., Baveco, H. & Grashof-Bokdam, C.J.** (2002). Corridors and species dispersal. pp. 84–104 in Gutzwiller, K.J. (Ed.) *Applying Landscape Ecology in Biological Conservation*. New York, USA, Springer Verlag.
- Wallin, H.** (1991) Movement patterns and foraging tactics of a caterpillar hunter inhabiting alfalfa fields. *Functional Ecology* **5**, 740–749.
- Wallin, H. & Ekbom, B.** (1994) Influence of hunger level and prey densities on movement patterns in three species of *Pterostichus* beetles (Coleoptera: Carabidae). *Environmental Entomology* **23**, 1171–1181.
- Wallin, H. & Ekbom, B.S.** (1988) Movements of carabid beetles (Coleoptera: Carabidae) inhabiting cereal fields: a field tracing study. *Oecologia* **77**, 39–43.
- Wiens, J.A., Stenseth, N.C., Horne, B.V. & Ims, R.A.** (1993) Ecological mechanisms and landscape ecology. *Oikos* **66**, 369–380.
- With, K.A.** (1994) Ontogenetic shifts in how grasshoppers interact with landscape structure: an analysis of movement patterns. *Functional Ecology* **8**, 477–485.