



Size-dependent transient nature of localized turbulence in transitional channel flow

Duo Xu^{1,2} and Baofang Song^{3,†}

¹The State Key Laboratory of Nonlinear Mechanics, Institute of Mechanics, Chinese Academy of Sciences, Beijing 100190, PR China

²School of Engineering Science, University of Chinese Academy of Sciences, Beijing 100049, PR China

³Centre for Applied Mathematics, Tianjin University, Tianjin 300072, PR China

(Received 27 June 2022; revised 6 August 2022; accepted 29 September 2022)

It has been reported that a fully localized turbulent band in channel flow becomes sustained when the Reynolds number is above a threshold. Here we show evidence that turbulent bands are of a transient nature instead. When the band length is controlled to be fixed, the lifetime of turbulent bands appears to be stochastic and exponentially distributed, a sign of a memoryless transient nature. Besides increasing with the Reynolds number, the mean lifetime also strongly increases with the band length. Given that the band length always changes over time in real channel flow, this size dependence may translate into a time dependence, which needs to be taken into account when clarifying the relationship between channel flow transition and the directed percolation universality class.

Key words: transition to turbulence, intermittency, shear-flow instability

1. Introduction

Localized turbulence is ubiquitous in subcritical transition to turbulence in wall-bounded shear flows. In canonical shear flows such as pipe and Couette flows, localized turbulence has been shown to be stochastically transient in nature, given that it can live for a long time before suddenly reverting to laminar flow through a memoryless decay process (Bottin & Chaté 1998; Hof *et al.* 2006; Peixinho & Mullin 2006; Eckhardt *et al.* 2007; Avila, Willis & Hof 2010; Borrero-Echeverry, Schatz & Tagg 2010; Avila *et al.* 2011; Shi, Avila & Hof 2013). This transient nature is an essential ingredient (together with stochastic memoryless splitting) for establishing a relationship between the transition to turbulence in canonical shear flows and the directed percolation (DP) phase transition (Hinrichsen 2000; Barkley 2016; Lemoult *et al.* 2016; Shih, Hsieh & Goldenfeld 2016; Chantry, Tuckerman & Barkley

† Email address for correspondence: baofang_song@tju.edu.cn

2017; Klotz *et al.* 2022). These studies imply that both the transient nature and DP scenario may be universal to the transition of shear flows.

In transitional channel flow, the localized turbulence takes the form of banded structure tilted with respect to the streamwise direction (Tsukahara *et al.* 2005). The origin of this banded structure has been explained from the point of view of dynamical systems (Paranjape, Duguet & Hof 2020). In quasi-one-dimensional (quasi-1-D) channel flow realized in a narrow tilted computation domain, in which turbulent bands can only localize in the direction perpendicular to them, stochastic transient and splitting behaviours have also been reported, like in other canonical shear flows (Gomé, Tuckerman & Barkley 2020, 2022). This scenario seems to suggest a one-plus-one-dimensional ((1+1)-D; space + time) DP process close to the onset of sustained turbulence determined by the balance between the decay and splitting processes. However, the quasi-1-D restriction does not allow the turbulent band to fully localize, leaving out the dynamics of upstream and downstream ends of the band.

In more realistic channel flow, where turbulence can be fully localized by developing a downstream end and an upstream end, the statistical characteristic of the globally sustained turbulence was proposed to be described by the two-plus-one-dimensional ((2+1)-D) DP model only in a limited range of transitional Reynolds number (Sano & Tamai 2016; Shimizu & Manneville 2019). Recent studies reported that a fully localized turbulent band becomes sustained already at low Reynolds numbers $Re_{cr} \simeq 650$ – 660 (Kanazawa 2018; Tao, Eckhardt & Xiong 2018; Paranjape 2019; Mukund *et al.* 2021), far below the critical Reynolds numbers of $Re_{cr,DP} \simeq 830$ (Sano & Tamai 2016) and 905 (Shimizu & Manneville 2019) for sustained turbulence in DP theory. This early sustained turbulence conflicts with DP that turbulence should be transient and the flow should eventually laminarize completely when the Reynolds number is below $Re_{cr,DP}$. It also renders channel flow transition distinct from its counterparts in other shear flows, challenging transition via transient turbulence as a universal scenario for shear flows.

The self-sustaining of a turbulent band is mainly ascribed to turbulence generation at its downstream end (Kanazawa 2018; Paranjape 2019; Shimizu & Manneville 2019; Liu *et al.* 2020; Xiao & Song 2020*a,b*; Mukund *et al.* 2021). Kanazawa (2018) proposed that a nonlinear relative periodic orbit is embedded at the downstream end of a turbulent band, generating velocity streaks and vortices periodically; while Xiao & Song (2020*a*) and Song & Xiao (2020) reported an inflectional instability associated with the local mean flow as the mechanism for turbulence generation there. However, a turbulent band immediately starts to decay if this mechanism is interrupted when the downstream end collides either with other turbulent bands (Shimizu & Manneville 2019; Song & Xiao 2020) or with the channel sidewall (Paranjape 2019; Kohyama, Sano & Tsukahara 2022; Wu & Song 2022). Free of disruption, a turbulent band even can be maintained down to $Re \simeq 500$, if the mechanism at the downstream end is maintained with some external body forces (Song & Xiao 2020). The dynamics at this end is thus essential for the self-sustaining of turbulent bands (Mukund *et al.* 2021).

In this paper, we show that the dynamics at the downstream end of a turbulent band is in fact intrinsically transient by direct numerical simulation. Unlike the localized turbulence in pipe, Couette and quasi-1-D channel flows, the transient behaviour of the downstream end is featured with a size dependence.

2. Methods

It is computationally costly to track the dynamics of an entire localized band in a large domain for a long time, given that a turbulent band may grow to hundreds of channel

Transient nature of turbulence in channel flow

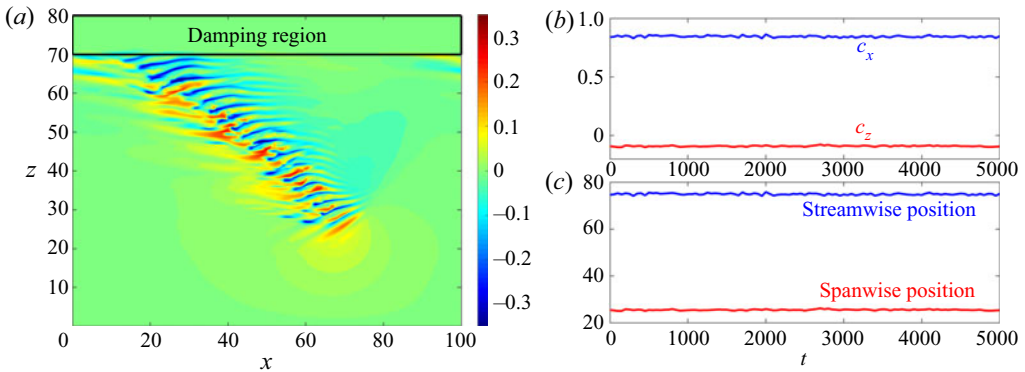


Figure 1. Illustration of the moving frame and damping technique used for tracking the downstream end and controlling the length of the turbulent band. (a) Contours of the fluctuations in u_x are plotted. The main flow direction is from left to right. The downstream end is kept at approximately $(x, z) = (75, 25)$ over time by dynamically adjusting the speed of the frame of reference, see panel (b). The damping region is located between $z = 70$ and 80 , i.e. $z_0 = 75$ and $R = 5$ in the damping coefficient equation (2.2); see the rectangular region enclosed by the bold lines. With this setting, the length of the turbulent band is fixed at approximately $L = 69$. (b) Time series of the adjustable speeds c_x and c_z of the moving frame of reference for the simulation described in panel (a). In our simulation, these speeds are adjusted every 50 time units in order to keep the fluctuations in the position of the downstream end small. The Reynolds number is $Re = 655$. (c) The streamwise and spanwise positions of the downstream end in the moving frame described in panel (b). The fluctuations in the positions are very small (overall smaller than one length unit). Given that the position of the downstream end remains nearly unchanged during the simulations, the average speeds of the downstream end of the band can be approximated with the average speeds of the moving frame. In this simulation, the temporal averages are $\langle c_x \rangle = 0.847$ and $\langle c_z \rangle = -0.091$, which agree with the speeds reported in the literature at similar Reynolds numbers (Paranjape 2019; Xiao & Song 2020b). Note that the sign of c_z is correlated with the orientation of the band.

half-heights (h) in length for $Re \gtrsim 660$ (Kanazawa 2018; Tao *et al.* 2018; Paranjape 2019; Shimizu & Manneville 2019). Our simulations were performed in relatively smaller channels with periodic boundary conditions in the streamwise and spanwise directions, with a particular focus on the downstream end. The downstream end was tracked by using a frame of reference co-moving with the downstream end, and the band length is controlled by using a local artificial damping in a proper region of the moving frame (see figure 1 for an illustration). The role of this damping region is to damp out the turbulence that enters the region, to restrict the growth of the band. This also helps in avoiding self-interaction of the turbulent band due to the periodic boundary condition. This technique, inspired by Kanazawa (2018), was used to isolate turbulent fronts in short periodic pipes for successfully investigating their local dynamics (Chen, Xu & Song 2022).

The Navier–Stokes equations in the frame of reference with a speed $\mathbf{c} = (c_x, 0, c_z)$,

$$\frac{\partial \mathbf{u}}{\partial t} + (\mathbf{u} + \mathbf{c}) \cdot \nabla \mathbf{u} = -\nabla p + \frac{1}{Re} \nabla^2 \mathbf{u} - \beta(z)(\mathbf{u} - \mathbf{U}), \quad \nabla \cdot \mathbf{u} = 0, \quad (2.1)$$

are solved, where \mathbf{u} is the velocity with respect to the moving frame, \mathbf{U} is the parabolic base flow in the moving frame, t is the time, p is the pressure, and c_x and c_z are the streamwise and spanwise speeds of the moving frame. The velocity is normalized by $3U_b/2$ and length by h , where U_b is the bulk speed; correspondingly the Reynolds number is $Re = 3U_b h / (2\nu)$ with ν the kinematic viscosity of the fluid. An artificial damping term $-\beta(z)(\mathbf{u} - \mathbf{U})$ is added with

$$\beta(z) = A[1 - \tanh((|z - z_0| - R)/B)], \quad (2.2)$$

where A is the nominal damping amplitude, R is the nominal half-width of the damping region and B controls the decay of the damping strength at the boundary of the damping region ($z_0 - R < z < z_0 + R$). This damping is imposed only on the velocity deviation with respect to the parabolic base flow. In all simulations, we chose $B = 0.5$, which gives a reasonably sharp drop of the damping at the boundary of the damping region, and $A = 0.25$.

The numerical code based on a high-order finite difference and Fourier spectral schemes used by Xiao & Song (2020*a,b*) and Song & Xiao (2020) is adapted for this study. The volume flux is kept constant during the simulations. The initial conditions are long-lived turbulent bands at close Reynolds numbers with the same band length, channel size and damping setting. In the wall-normal direction, 56 Chebyshev points are used for the finite difference discretization, and $h/\Delta x = 5.2$ and $h/\Delta z = 6.4$, which are comparable to the usual resolutions in the literature (Kanazawa 2018; Tao *et al.* 2018; Song & Xiao 2020; Xiao & Song 2020*a,b*). The time-step size is $\Delta t = 0.025$ for all the simulations. Higher wall-normal resolutions (72 and 96 points) and $\Delta t = 0.015$ were also tested to make sure that the observation is not qualitatively affected.

With this technique, the position of the downstream end can be nearly fixed in the moving frame (see figure 1*c* for an example). Given the stable tilt angle of turbulent bands about the streamwise direction at low Reynolds numbers (around 42° in the considered Re regime) (Kanazawa 2018; Tao *et al.* 2018; Paranjape 2019; Xiao & Song 2020*a,b*), the length of the band can be well controlled. This allows affordable simulations and an evaluation of the dependence of the band statistics on the controlled band length. Employing a similar idea, Taylor *et al.* (2016) controlled the total turbulent kinetic energy level by dynamically adjusting the Richardson number for a stratified flow. The difference is that their control affects the flow globally, whereas our damping technique only locally affects the turbulence in a small region at the upstream end of a turbulent band.

3. Results

In such a setting, the downstream end can be tracked for a long time, and a stochastic transient behaviour of the turbulence is observed; see figure 2 for $Re = 655$ (close to the reported Re_{cr}). The lengths of the bands are restricted to be around $L = 69$. Figure 2(*a*) shows that the turbulence kinetic energy $KE = \int_V (\mathbf{u} - \mathbf{U})^2 dV / \int_V U^2 dV$ (where V denotes the whole flow domain) stays at a constant level before a sharp decrease towards zero, an indication of a sudden relaminarization of the flow. No significant difference for the band is visually seen in its lifetime before the sudden decay (see figure 2*b–d*). Nevertheless, a noticeable difference can be observed in the decay process, as shown in figure 2(*e*). Firstly, the streaks at the downstream end of the band appear to be tilted at much smaller angles with respect to the streamwise direction, a possible result of a reduced inflectional instability at the downstream end (Wu & Song 2022). Secondly, the streaks away from the downstream end show less wiggling and fewer smaller structures, indicating weakened turbulent activities. The streak structures here cannot sustain themselves and are quickly dissipated. Once relaminarized, without a finite amplitude perturbation, the flow remains as laminar given the subcriticality of the channel flow at this low Reynolds number. See more details of the decay process in Appendix A.

The lifetime of a band can be measured by simply setting a threshold in KE (3×10^{-3} in this study), below which the turbulence is considered to have decayed. Thanks to the sharpness of the decrease, different thresholds would not cause large variation in the measured lifetime. Figure 2(*a*) shows that the lifetimes of the bands, starting from

Transient nature of turbulence in channel flow

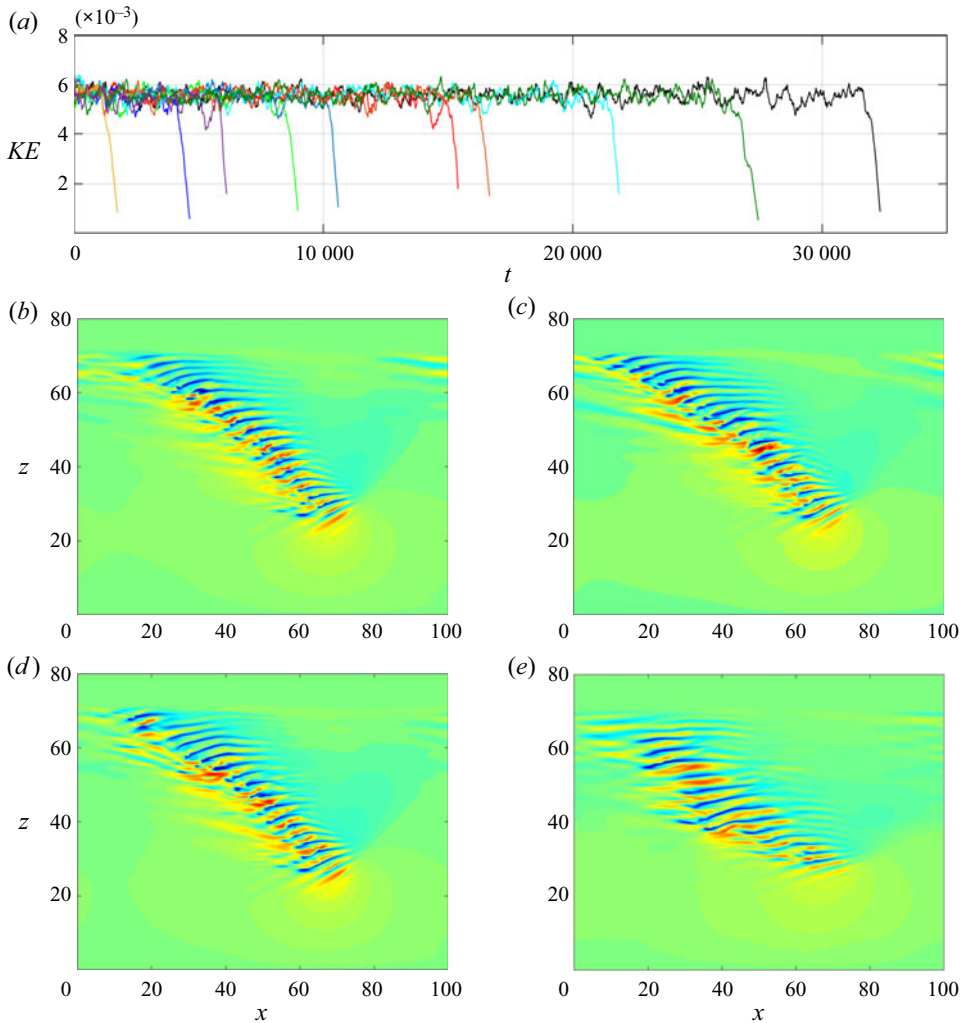


Figure 2. Stochastic behaviour of the dynamics at the downstream end of turbulent bands at $Re = 655$. The domain size is $(L_x, L_z) = (100, 80)$ and the length of the turbulent band is restricted to be approximately 69. (a) The time series of the kinetic energy of velocity fluctuations for 10 runs with similar initial conditions. The initial conditions are velocity snapshots taken every 250 time units from long-lived bands at close Reynolds numbers. (b–e) Visualization of the turbulent band in the longest run in panel (a) (the black curve) at $t = 10\,000$, 20 000, 30 000 and 32 050. The same quantity and colour scale as in figure 1 are used here for the visualization.

similar initial conditions, can differ by an order of magnitude (see the yellow and black curves), given the same Re and band length. This indicates the stochasticity of the lifetime. Repeating the simulations with 30 different initial conditions at $Re = 655$, we can define the survival rate S as

$$S(t) = \frac{N_{survived}(t)}{N}, \quad (3.1)$$

where $N_{survived}(t)$ denotes the number of runs in which the turbulent band survived up to time t , and N denotes the sample size. Plotting S against time shows that the stochastic lifetime seems to be exponentially distributed (see the black triangles in figure 3a). The exponential distribution of the lifetime of localized turbulence has been reported in pipe,

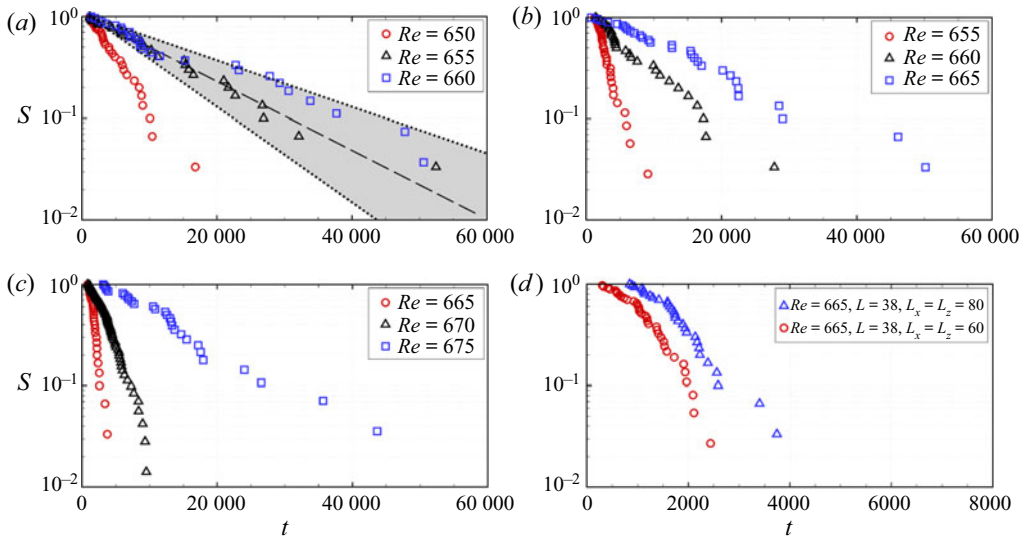


Figure 3. Statistics of the survival rate S of turbulent bands. (a–c) Bands of length $L = 69$ (a), 54 (b) and 38 (c) are realized in $(L_x, L_z) = (100, 80)$, $(80, 80)$ and $(60, 60)$ channels, respectively. With these settings, the large-scale flow that is important for the self-sustenance of turbulent bands (Duguet & Schlatter 2013; Tao *et al.* 2018; Xiao & Song 2020a) seems not to be significantly affected around the downstream end; see Appendix B. Panels (a–c) share the t -axis. In (a) the dashed line indicates $\exp[-(t - t_0)/\tau]$, where τ is the mean lifetime and t_0 is chosen to give minimum change of τ (Gomé *et al.* 2020), and the shaded area between the two dotted lines denotes the 95% confidence interval in τ obtained following the method in Avila *et al.* (2010). (d) The effect of domain size is tested for $Re = 665$ with $L = 38$ in $(L_x, L_z) = (80, 80)$ and $(60, 60)$ channels. In the $(L_x, L_z) = (80, 80)$ channel, turbulent bands originally of length $L = 54$ are shortened to $L = 38$ by the adjustment in the spanwise position of the damping region (see figure 1a). In comparison, in the $(L_x, L_z) = (60, 60)$ channel, the initial conditions are already well-developed bands with $L = 38$ from $Re = 675$. The longer band formation time due to the transient change of the band length in the former results in the global shift in the decay time. However, no significant difference in the slopes of the two sets of data suggests that the mean lifetime is not significantly affected by the domain size if an exponential distribution of the lifetime is assumed.

Couette and quasi-1-D channel flow (Bottin & Chaté 1998; Hof *et al.* 2006; Peixinho & Mullin 2006; Avila *et al.* 2010; Borrero-Echeverry *et al.* 2010; Shi *et al.* 2013; Shimizu, Kanazawa & Kawahara 2019; Gomé *et al.* 2020, 2022). However, to our knowledge, such a characteristic is for the first time observed in channel flow without the quasi-1-D restriction.

Statistics of the survival rate and lifetime were then determined for a few parameter groups (Re, L) , as shown in figure 3, where the results are grouped by the band length L . We considered $Re = 650, 655$ and 660 for $L = 69$, while smaller L values in smaller channels for higher Reynolds numbers are considered, given the rapidly increasing lifetime with Re and thus the computation cost (see detailed domain configuration in the caption of figure 3). For most (Re, L) groups, we performed approximately 30 runs with similar initial conditions (limited by the high computation costs), while 75 runs were performed at $(Re, L) = (670, 38)$ due to the relatively low cost. The sample sizes are by no means large enough to give accurate statistical quantities; nevertheless, for all cases, we observed that the survival rate of turbulent bands S exhibits an approximately exponential tail with time at sufficiently large times, an implication for an exponential distribution. For each L , the

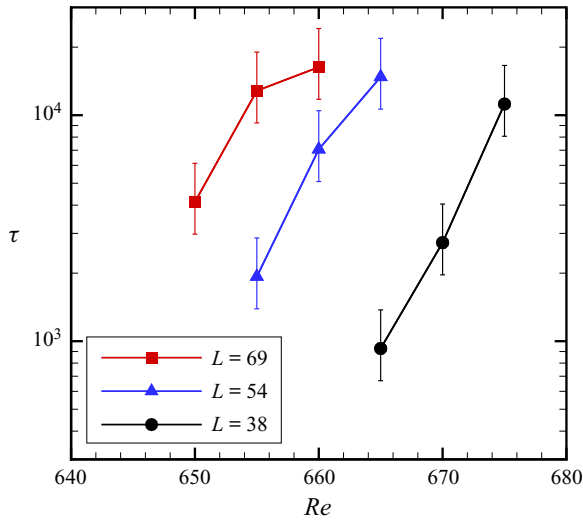


Figure 4. Mean lifetime τ estimated using the data shown in figure 3 by assuming an exponential distribution. The error bars denote the 95 % confidence interval of the corresponding τ .

slope of the data in semi-logarithmic scale decreases as Re increases, suggesting a larger mean lifetime.

Assuming an exponential distribution (suggested by figure 3), we estimated the mean lifetime (the expectation of the stochastic lifetime) of the turbulent bands using the method of Avila *et al.* (2010) and Gomé *et al.* (2020). Figure 4 shows the mean lifetime τ against Re in groups of the band length. Clearly, the mean lifetime increases rapidly with Re in this narrow Re regime, and the data for $L = 38$ and 54 seem to suggest a nearly exponential growth. However, a distinct scaling cannot be concluded due to the limited number of Re and the narrow Re range. For a fixed Re , a sharp increase in τ with L can be seen, given that τ increases by nearly 10 000 at $Re = 655, 660$ and 665 when L is increased by 15. Clearly, the mean lifetime strongly depends on the band length.

Statistical studies at larger band lengths and higher Reynolds numbers are not affordable given the large length and time scales; nevertheless, we confirmed the transient behaviour with a single simulation at a few parameter groups (see figure 5). We considered $L = 84$ (realized in a channel of $L_x = L_z = 100$) for $Re = 655, 660$ and 665 , and also considered $L = 110$ (realized in a channel of $(L_x, L_z) = (120, 110)$) for $Re = 645, 650$ and 660 . The two lengths are approximately 0.3 and 0.4 times the equilibrium length of a turbulent band at $Re = 660$ measured in a large domain (Kanazawa 2018), respectively. For higher Re , we considered $Re = 680$ and 685 in a channel of $L_x = L_z = 60$ with $L = 38$ for the turbulent bands, and observed large lifetimes (nearly 10^5 time units at $Re = 685$); see figure 5(b). The turbulent band also shows a transient characteristic in all these simulations. These observations give an expectation that the transient characteristic is likely to be retained beyond the band lengths and Reynolds numbers considered in the current work.

If a turbulent band is not restricted by damping, it would grow in size before reaching the statistical equilibrium length (Kanazawa 2018), and the average growth rate increases with Re (Paranjape 2019; Mukund *et al.* 2021). Even when the band length has reached the statistical equilibrium length, it fluctuates strongly due to the erratic decay of turbulence or band splitting at the upstream end (Kanazawa 2018; Paranjape 2019; Mukund *et al.* 2021). This differs from turbulent puffs in pipe flow, which naturally have a nearly

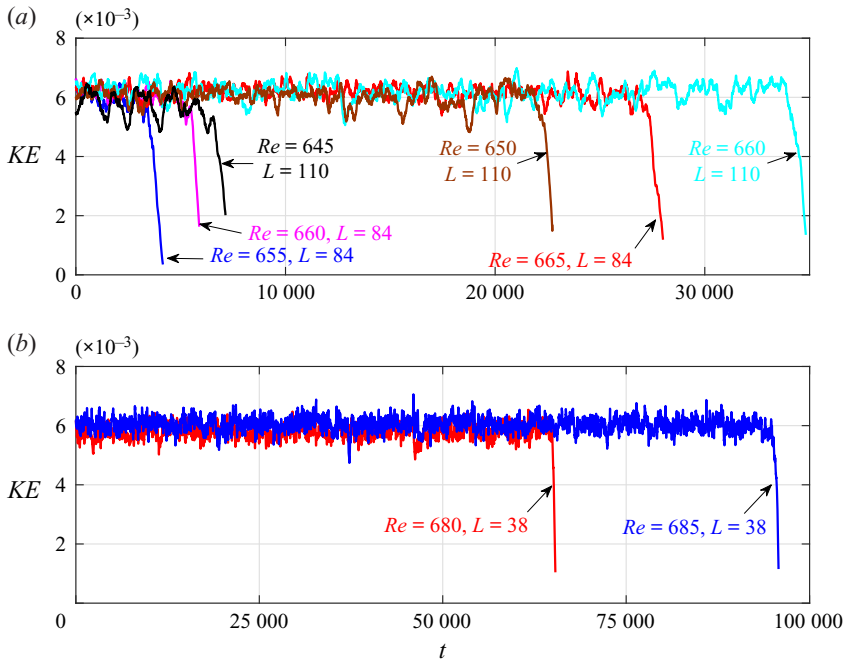


Figure 5. Transient behaviour at (a) larger L and (b) higher Re . Panel (a) shows the time series of KE of turbulent bands with $L = 84$ realized in a channel of $(L_x, L_z) = (100, 100)$ and with $L = 110$ realized in a channel of $(L_x, L_z) = (120, 110)$. Panel (b) shows KE of turbulent bands with $L = 38$ realized in a channel of $(L_x, L_z) = (60, 60)$ for $Re = 680$ and 685 .

constant size (see e.g. Wygnanski, Sokolov & Friedman 1975; Eckhardt *et al.* 2007; Mullin 2011), and, therefore, the size is not relevant and the memoryless characteristic greatly eases the lifetime measurements. In channel flow, the ever-changing band length and the resulting vagueness of the transient characteristics, without any *a priori* expectation of the statistical distribution of the lifetimes, pose a challenge for lifetime measurements in both experiments and simulations.

Nevertheless, our results suggest that, as the length of a turbulent band grows, the mean lifetime would increase and the relaminarization of the bands would become increasingly rare in the typical observation times in experiments and most numerical simulations ($O(10^3-10^4)$), limited by the channel size and the computational cost. Shimizu & Manneville (2019) performed the longest simulations (1.5×10^5 time units), to the best of our knowledge, in a large domain of $(L_x, L_z) = (500, 250)$ and reported that turbulent bands only become sustained above $Re \simeq 700$. This Reynolds number is higher than the critical Reynolds number of 650–660 for sustained turbulent bands proposed in other studies (Kanazawa 2018; Tao *et al.* 2018; Paranjape 2019; Kashyap, Duguet & Dauchot 2020b; Mukund *et al.* 2021), where the observation time was one order of magnitude shorter. The disagreement on this critical point may be partially attributed to whether or not the transient nature of turbulent bands was observed in different studies.

4. Discussion and conclusion

With a technique to control the length of a turbulent band, we identified the stochastic transient nature of the turbulence-generating dynamics at the downstream end at low

Reynolds numbers, which was believed to sustain the entire turbulent band. This transient characteristic clarifies that localized turbulence in channel flow is similar to that in other shear flows and can also be described as a chaotic saddle from the perspective of dynamical systems. Our finding therefore supports that transition via transient localized turbulence is potentially a universal scenario in subcritical shear flows. Different from other flow systems, the peculiarity of channel flow is that, if the length of the band could be fixed, the lifetime would appear to be exponentially distributed and the decay process would be memoryless, and the mean lifetime would increase rapidly with the band length. However, when a turbulent band varies in length over time, as in real channel flow, the size dependence translates into a time dependence. The statistical distribution of the lifetime cannot be directly inferred from our results and the lifetime is even difficult to measure. Nevertheless, the transient characteristics probably change with time and an increasing mean lifetime can be expected for a growing band.

Continuing efforts have been taken to prove that channel flow transition also belongs to the DP universality class (Sano & Tamai 2016; Shimizu & Manneville 2019; Manneville & Shimizu 2020), thus unifying all canonical shear flows as a DP-type phase transition. However, this is a difficult task given the complex dynamics exhibited by channel flow turbulence as presented here and elsewhere. Manneville & Shimizu (2020) constructed a probabilistic cellular automaton model for channel flow by taking an entire turbulent band as an excited site and observed the (1+1)-D DP behaviour under certain model parameters. Therefore, their study and that of Shimizu & Manneville (2019) seem to suggest a two-stage DP scenario, i.e. first a (1+1)-D DP in the one-sided regime and then a (2+1)-D DP in the two-sided regime. This model requires the same time-invariant probabilistic characteristics for all sites (i.e. all bands), as the classical DP model does also, which would equivalently require the statistics of the lifetime to be the same for bands with different lengths. The size dependence of the lifetime observed in our study seems to conflict with their model assumption. Mukund *et al.* (2021) reported that the splitting of a turbulent band at the upstream end also exhibits a size-dependent stochastic behaviour, and proposed that the splitting is a history-dependent instead of a memoryless process, which seems to conflict with the fundamental assumption of DP also. The finding of Mukund *et al.* (2021) and our observation question the simplification of an entire band as a percolation site with time-invariant probabilistic characteristics.

The far-field large-scale flow around a turbulent spot was found to decay algebraically (instead of exponentially) away from the spot, and very large domains are needed to accommodate it given this relatively slow decay (Kashyap, Duguet & Chantry 2020a). Our domain sizes are not large enough in this respect. However, the far-field velocity seems to be of low amplitudes (see figure 7 in Appendix B), and therefore is not expected to qualitatively affect the turbulence generation and self-sustenance of the band, although it may have some quantitative effects on the statistics of the lifetime. This is to be studied more quantitatively in the future. Besides, our current study covers small Re and L ranges so that we cannot give the scaling of the mean lifetime with Re and L for bands under a size control. Larger sample sizes and wider Re and L ranges need to be considered in future studies, and the mechanism underlying the size dependence of the lifetime remains to be theoretically clarified.

The critical Reynolds number at the onset of globally sustained turbulence, above which the splitting outweighs the decay of turbulent bands, is also an important problem to be solved in the future. It would be too costly to rely purely on brute-force direct numerical simulation to resolve these problems, and more efficient algorithms, such as the extreme

event algorithm (Gomé *et al.* 2022; Rolland 2022) and the machine-learning-based method recently proposed for a simple Waleffe flow (Pershin *et al.* 2021), may be helpful. Simplified models may be necessary also when approaching the onset of globally sustained turbulence given the very large time and space scales involved – as in the case of pipe flow (Avila *et al.* 2011; Barkley 2016; Mukund & Hof 2018). Our findings will be informative for designing such studies.

Acknowledgements. The simulations were performed on Tianhe-2 at the National Supercomputer Centre in Guangzhou and Tianhe-1(A) at the National Supercomputer Centre in Tianjin.

Funding. The authors acknowledge financial support from the National Natural Science Foundation of China under grant numbers 11988102, 91852105, 91752113 and 92152106, as well as from Tianjin University under grant number 2018XRX-0027.

Declaration of interests. The authors report no conflict of interest.

Author ORCIDs.

📧 Duo Xu <https://orcid.org/0000-0001-8330-3581>;

📧 Baofang Song <https://orcid.org/0000-0003-4469-8781>.

Appendix A. Decay of a turbulent band

In order to better understand the decay of the turbulence, we show more details of the decay of the turbulent band shown in figure 2(*b–e*). The development of the velocity field at the beginning of the decay process is shown in figure 6(*a–d*). The first sign of the decay we noticed is the decrease of the tilt angle of the streaks immediately at the downstream end, as illustrated by the angle symbols in the figure. The other sign of the decay is the significantly decreased propagation speeds c_x and c_z as shown in figure 6(*e, f*). From these two signs, it can be seen that the band in figure 6(*a*) has merely started to decay and no difference can be noticed in the flow structures compared to earlier times as shown in figure 2(*b–d*). After 200 time units, as shown in figure 6(*b*), the band still looks very similar to that in figure 6(*a*) except for the streaks immediately at the downstream end, whose tilt angle about the streamwise direction has decreased noticeably.

In figure 6(*c*), noticeable changes in both the bulk and the upstream tail can be seen. The faint high-speed streaks at the upstream edge along the band have disappeared and the downstream end has significantly decayed, indicating weakened turbulent activities. The streamwise and spanwise speeds of the frame of reference, which approximate the speeds of the downstream end, are much lower than those before the decay. Particularly, the spanwise speed c_z is nearly zero, indicating that the turbulence is not invading the adjacent laminar region but is passively advected by the local mean flow. At later times, c_z even changes sign, which indicates that the turbulence is shrinking at later stages of the decay. Paranjape (2019) and Mukund *et al.* (2021) reported similar phenomena for transient turbulent bands at $Re \simeq 640$. Wu & Song (2022) proposed that the decrease of the tilt angle of the streaks and the propagating speeds of the downstream end is a result of the weakened linear instability associated with the local mean flow, which was proposed to be responsible for the generation of wave-like velocity streaks and turbulence at the downstream end (Song & Xiao 2020; Xiao & Song 2020*a*). Weakened linear instability gives smaller tilt angle of the flow structure and wave speed of the most unstable eigenmode, which is qualitatively consistent with the observed phenomena for a decaying band.

Transient nature of turbulence in channel flow

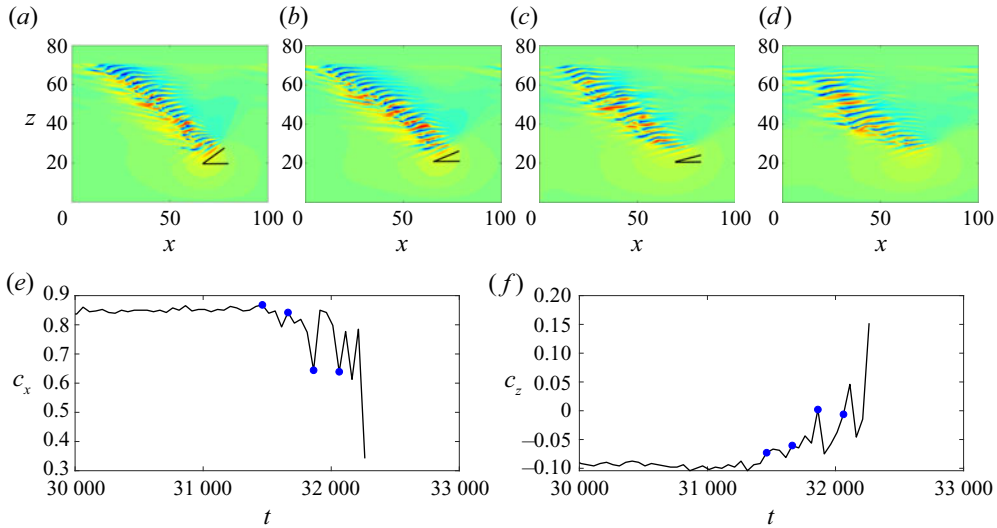


Figure 6. Details of the decay of the band shown in [figure 2\(b–e\)](#). In panels (a–d), the band is visualized at time instants $t = 31\,450$, $31\,650$, $31\,850$ and $32\,050$ (the same as [figure 2e](#)), which are between panels (d) and (e) of [figure 2](#). The angle symbols are used to show the approximate tilt angles of the first high-speed streak at the downstream end. In panels (e,f), the speeds of the frame of reference, c_x and c_z , are plotted against time at the end of the lifetime of the band. The four blue circles mark the time instants of the corresponding panels (a–d).

Another message from [figure 6](#) is that the decay of the band seems to be initiated from the downstream end but not from the upstream end where the damping is acting. In other words, the decay of the turbulent band is not a direct effect of the damping but is due to the transient nature of the turbulence.

Appendix B. The large-scale flow around a band

The large-scale flow around a band (see [figure 7](#)) has been considered to be important to the self-sustaining mechanism of a turbulent band in channel flow ([Tao *et al.* 2018](#)), plane Couette flow ([Duguet & Schlatter 2013](#)) and annular Couette flow ([Takeda, Duguet & Tsukahara 2020](#)). However, for channel flow, which part of the large-scale flow is important and how exactly it sustains the turbulent band have not been fully understood. Lately, [Xiao & Song \(2020a\)](#) and [Song & Xiao \(2020\)](#) proposed that the part of the large-scale flow at the downstream end may be crucial, whose linear instability is responsible for turbulence generation and the band growth. Similar mechanisms have been proposed for turbulent spots at higher Reynolds numbers ([Henningson & Alfredsson 1987](#)). The role of the large-scale flow far from the downstream end in sustaining the turbulent band remains unclear so far and is difficult to quantify, which deserves future studies.

The damping term certainly affects the local large-scale flow at the upstream end of the band; see [figure 7\(a–d\)](#). However, sufficiently far from the damping region (above roughly 10 length units away from the damping region based on the visualization), the large-scale flow visually looks the same when the band length and the domain size are increased, indicating that the damping does not noticeably affect the large-scale flow far from it, especially at the downstream end where the turbulence-generating mechanism is crucial (see [figure 7e–h](#)). A similar flow pattern of the large-scale flow at the downstream end

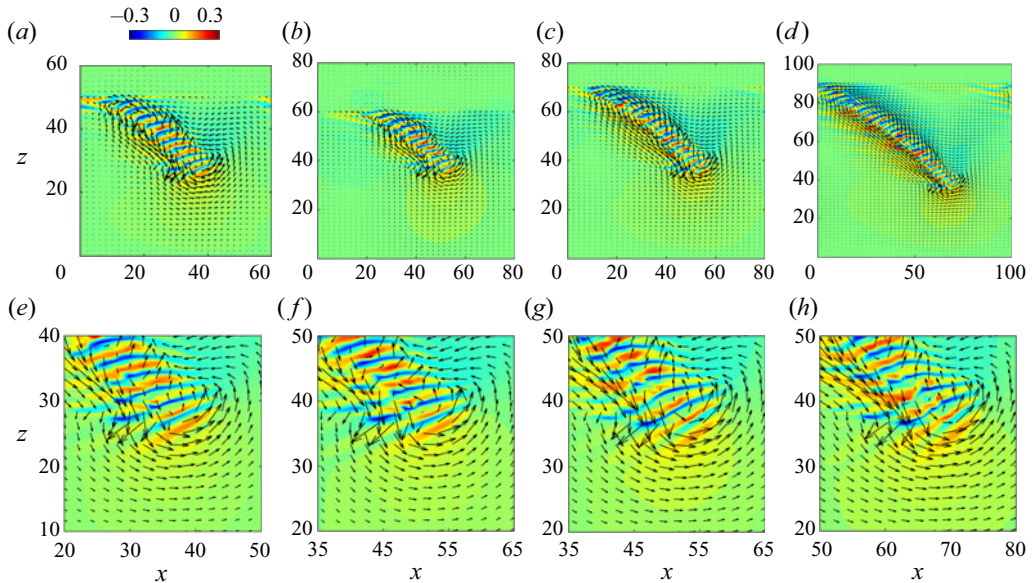


Figure 7. (a–d) The time-averaged large-scale mean flow around turbulent bands at $Re = 655$ with different band lengths: (a) $L = 38$, (b) $L = 38$, (c) $L = 54$ and (d) $L = 84$. On top of the large-scale mean flow, a snapshot of the streamwise velocity is plotted as the contours to show the band. Vectors show the in-plane velocities. (e–h) Close-up views of the flow around the downstream end, corresponding to the upper panels: (e) $L = 38$, (f) $L = 38$, (g) $L = 54$ and (h) $L = 84$.

has also been reported (Kanazawa 2018; Tao *et al.* 2018; Xiao & Song 2020*a,b*). Thus, it can be inferred that the damping does not directly affect the turbulence generation at the downstream end.

REFERENCES

- AVILA, K., MOXEY, D., DE LOZAR, A., AVILA, M., BARKLEY, D. & HOF, B. 2011 The onset of turbulence in pipe flow. *Science* **333**, 192–196.
- AVILA, M., WILLIS, A.P. & HOF, B. 2010 On the transient nature of localized pipe flow turbulence. *J. Fluid Mech.* **646**, 127–136.
- BARKLEY, D. 2016 Theoretical perspective on the route to turbulence in a pipe. *J. Fluid Mech.* **803**, P1.
- BORRERO-ECHEVERRY, D., SCHATZ, M.F. & TAGG, R. 2010 Transient turbulence in Taylor–Couette flow. *Phys. Rev. E* **81**, 025301.
- BOTTIN, S. & CHATÉ, H. 1998 Statistical analysis of the transition to turbulence in plane Couette flow. *Eur. Phys. J. B* **6**, 143–155.
- CHANTRY, M., TUCKERMAN, L.S. & BARKLEY, D. 2017 Universal continuous transition to turbulence in a planar shear flow. *J. Fluid Mech.* **824**, R1.
- CHEN, K., XU, D. & SONG, B. 2022 Propagation speed of turbulent fronts in pipe flow at high Reynolds numbers. *J. Fluid Mech.* **935**, A11.
- DUGUET, Y. & SCHLATTER, P. 2013 Oblique laminar–turbulent interfaces in plane shear flows. *Phys. Rev. Lett.* **110**, 034502.
- ECKHARDT, B., SCHNEIDER, T.M., HOF, B. & WESTERWEEEL, J. 2007 Turbulence transition in pipe flow. *Annu. Rev. Fluid Mech.* **39**, 447–68.
- GOMÉ, S., TUCKERMAN, L.S. & BARKLEY, D. 2020 Statistical transition to turbulence in plane channel flow. *Phys. Rev. Fluids* **5**, 083905.
- GOMÉ, S., TUCKERMAN, L.S. & BARKLEY, D. 2022 Extreme events in transitional turbulence. *Trans. R. Soc. A* **380**, 20210036.
- HENNINGSON, D.S. & ALFREDSSON, P.H. 1987 The wave structure of turbulent spots in plane Poiseuille flow. *J. Fluid Mech.* **178**, 405–421.

Transient nature of turbulence in channel flow

- HINRICHSSEN, H. 2000 Non-equilibrium critical phenomena and phase transitions into absorbing states. *Adv. Phys.* **49** (7), 815–958.
- HOF, B., WESTERWEEL, J., SCHNEIDER, T.M. & ECKHARDT, B. 2006 Finite lifetime of turbulence in shear flows. *Nature* **443**, 59–62.
- KANAZAWA, T. 2018 Lifetime and growing process of localized turbulence in plane channel flow. PhD thesis, Osaka University.
- KASHYAP, P.V., DUGUET, Y. & CHANTRY, M. 2020a Far field of turbulent spots. *Phys. Rev. Fluids* **5**, 103902.
- KASHYAP, P.V., DUGUET, Y. & DAUCHOT, O. 2020b Flow statistics in the transitional regime of plane channel flow. *Entropy* **22**, 1001.
- KLOTZ, L., LEMOULT, G., AVILA, K. & HOF, B. 2022 Phase transition to turbulence in spatially extended shear flows. *Phys. Rev. Lett.* **128**, 014502.
- KOHYAMA, K., SANO, M. & TSUKAHARA, T. 2022 Sidewall effect on turbulent band in subcritical transition of high-aspect-ratio duct flow. *Phys. Fluids* **34**, 084112.
- LEMOULT, G., SHI, L., AVILA, K., JALIKOP, S.V., AVILA, M. & HOF, B. 2016 Directed percolation phase transition to sustained turbulence in Couette flow. *Nat. Phys.* **12**, 254–258.
- LIU, J., XIAO, Y., ZHANG, L., LI, M., TAO, J. & XU, S. 2020 Extension at the downstream end of turbulent band in channel flow. *Phys. Fluids* **32**, 121703.
- MANNEVILLE, P. & SHIMIZU, M. 2020 Transitional channel flow: a minimal stochastic model. *Entropy* **22**, 1348.
- MUKUND, V. & HOF, B. 2018 The critical point of the transition to turbulence in pipe flow. *J. Fluid Mech.* **839**, 76–94.
- MUKUND, V., PARANJAPE, C., SITTE, M.P. & HOF, B. 2021 Aging and memory of transitional turbulence. [arXiv:2112.06537](https://arxiv.org/abs/2112.06537).
- MULLIN, T. 2011 Experimental studies of transition to turbulence in a pipe. *Annu. Rev. Fluid Mech.* **43**, 1–24.
- PARANJAPE, C.S. 2019 Onset of turbulence in plane Poiseuille flow. PhD thesis, IST Austria.
- PARANJAPE, C.S., DUGUET, Y. & HOF, B. 2020 Oblique stripe solutions of channel flow. *J. Fluid Mech.* **897**, A7.
- PEIXINHO, J. & MULLIN, T. 2006 Decay of turbulence in pipe flow. *Phys. Rev. Lett.* **96**, 094501.
- PERSHIN, A., BEAUME, C., LI, K. & TOBIAS, S.M. 2021 Can neural networks predict dynamics they have never seen? [arXiv:2111.06783v1](https://arxiv.org/abs/2111.06783v1).
- ROLLAND, J. 2022 Collapse of transitional wall turbulence captured using a rare events algorithm. *J. Fluid Mech.* **931**, A22.
- SANO, M. & TAMAI, K. 2016 A universal transition to turbulence in channel flow. *Nat. Phys.* **12**, 249–253.
- SHI, L., AVILA, M. & HOF, B. 2013 Scale invariance at the onset of turbulence in Couette flow. *Phys. Rev. Lett.* **110**, 204502.
- SHIH, H.-Y., HSIEH, T.-L. & GOLDENFELD, N. 2016 Ecological collapse and the emergence of travelling waves at the onset of shear turbulence. *Nat. Phys.* **12**, 245–248.
- SHIMIZU, M., KANAZAWA, T. & KAWAHARA, G. 2019 Exponential growth of lifetime of localized turbulence with its extent in channel flow. *Fluid Dyn. Res.* **51**, 011404.
- SHIMIZU, M. & MANNEVILLE, P. 2019 Bifurcations to turbulence in transitional channel flow. *Phys. Rev. Fluids* **4**, 113903.
- SONG, B. & XIAO, X. 2020 Trigger turbulent bands directly at low Reynolds numbers in channel flow using a moving-force technique. *J. Fluid Mech.* **903**, A43.
- TAKEDA, K., DUGUET, Y. & TSUKAHARA, T. 2020 Intermittency and critical scaling in annular Couette flow. *Entropy* **22**, 988.
- TAO, J.J., ECKHARDT, B. & XIONG, X.M. 2018 Extended localized structures and the onset of turbulence in channel flow. *Phys. Rev. Fluids* **3**, 011902(R).
- TAYLOR, J.R., DEUSEBIO, E., CAULFIELD, C.P. & KERSWELL, R.R. 2016 A new method for isolating turbulent states in transitional stratified plane Couette flow. *J. Fluid Mech.* **808**, R1.
- TSUKAHARA, T., SEKI, Y., KAWAMURA, H. & TOCHIO, D. 2005 DNS of turbulent channel flow at very low Reynolds numbers. In *Proceedings of Fourth International Symposium on Turbulence and Shear Flow Phenomena*, pp. 935–940. Williamsburg, USA.
- WU, H. & SONG, B. 2022 A numerical study of the side-wall effects on turbulent bands in channel flow at transitional Reynolds numbers. *Comput. Fluids* **240**, 105420.
- WYGNANSKI, I.J., SOKOLOV, M. & FRIEDMAN, D. 1975 On transition in a pipe. Part 2. The equilibrium puff. *J. Fluid Mech.* **69**, 283–304.
- XIAO, X. & SONG, B. 2020a The growth mechanism of turbulent bands in channel flow at low Reynolds numbers. *J. Fluid Mech.* **883**, R1.
- XIAO, X. & SONG, B. 2020b Kinematics and dynamics of turbulent bands at low Reynolds numbers in channel flow. *Entropy* **22**, 1167.