

June  
1992

# The Journal of Laryngology and Otology



Founded in 1887 by Morell Mackenzie & Norris Wolfenden

Edited by JOHN B. BOOTH

Assistant Editors NEIL WEIR, PATRICK BEASLEY, CAROL WENGRAF, RICHARD RAMSDEN,  
IOLO GRIFFITH & PETER RHŶS EVANS

Advisor in Pathology IMRICH FRIEDMANN

Advisor in Audiology LINDA LUXON

Advisors in Radiology GLYN LLOYD & PETER PHELPS

Advisors in Statistics ANTHONY HUGHES, PETER KELLY & GILLIAN RAAB

Vol 106  
No 6

# The Journal of Laryngology and Otology

(Founded in 1887 by MORELL MACKENZIE and NORRIS WOLFENDEN)

Edited by JOHN B. BOOTH

Assistant Editors NEIL WEIR, PATRICK BEASLEY, CAROL WENGRAF, RICHARD RAMSDEN,  
IOLO GRIFFITH & PETER RHÏS EVANS

## INSTRUCTIONS FOR AUTHORS

1. Original articles which have not been published elsewhere are invited and should be sent to the Editor. They are considered for publication on the understanding that they are contributed to this *Journal* solely. Reproduction elsewhere, in whole or in part, is not permitted without the previous written consent of the Author and Editor and the customary acknowledgement must be made. Normally an original main article should not exceed 7500 words.

Longer articles or theses will be considered for publication as *Supplements*, at the expense of the authors or their employing authorities.

2. Manuscripts should be **typewritten in duplicate** on one side of the paper only (A4 297×210 mm) and double spaced, with wide margins. Computer print-outs are not favoured.

Begin each component on a new page in the following sequence: title page, abstract, text, acknowledgements, references, tables and legends.

(a) **Abstract**—This should contain not more than 150 words and include a statement of the problem, the method of study, results and conclusions; a 'summary' section should **not** be included in the main manuscript.

(b) **Key Words**—only those appearing as Medical Subject Headings (MeSH) in the supplement to the Index Medicus may be used; where no appropriate word(s) are listed those dictated by common sense/usage should be supplied.

(c) **Text**—Suggested outline—(1) introduction, (2) materials and methods, (3) results, (4) discussion, (5) conclusion.

(d) **Tables** are adjuncts to the text and should not repeat material already presented.

(e) **Illustrations**—Two sets of illustrations, one with each copy of the manuscript, must be submitted and all authors should remember that the single column width is 80mm. One set of illustrations should, therefore, not exceed this width and they should ensure that the essential features are illustrated within this dimension.

Coloured illustrations will be charged to authors, unless a special grant is authorized by the Editor.

Written permission from the publisher must be provided to the *Journal* in order to republish material with copyright elsewhere and also from the senior author where necessary.

(f) **Measurements** must be in metric units, with *Système Internationale* (SI) equivalents given in parentheses.

(g) **References**—For *Journal* articles, The Harvard system of recording references should be used, e.g. Green, C. and Brown, D. (1951). The tonsil problem. *Journal of Laryngology and Otology* 65: 33–38. A paper written by more than two authors should be abbreviated in the text, e.g. Green *et al.* (1951), but *all* the authors should be given in the list of references. The titles of all *Journals* should be given without abbreviation. **References should be listed in alphabetical order**; use of the Vancouver system will **not** be accepted.

For single-author books, the following style should be used: Green, C. (1951). *The tonsil problem*, 2nd edn., vol. 1, Headley Brothers Ltd., Ashford, Kent, p 33–38.

For papers in multi-author books with one or more editors, the reference should include the title of the chapter and the names of the editors, together with the number of the edition as eg: Brown, D. (1951) Examination of the ear. In *Diseases of the Ear, Nose and Throat*. 2nd Edition. (White, A., Black, B., eds.), Headley Brothers Ltd, Ashford, Kent, p 33–38.

**It is most important that authors should verify personally the accuracy of every reference before submitting a paper for publication. The names of authors cited in the References should be given in alphabetical order.**

(h) **Meetings**—If the manuscript was presented at a meeting, the place where it was held, and the date on which it was read must be included and should appear at the foot of the title page.

(i) **Financial disclosures**—In the submission letter to the Editor, the authors must list all affiliations with or financial involvement in, organizations or entities with a direct financial interest in the subject matter or material of the research discussed in the manuscript.

(j) **Declaration**. Each manuscript must be accompanied by a letter of declaration to be signed by each author to confirm that they have seen, read and approve the contribution bearing their name.

(k) **Rejections**—All manuscripts which are rejected will no longer be returned to the authors. Those submitting papers should, therefore, ensure that they retain at least one copy and the reference numbers, if any, of the illustrations. The only exception to this will be those manuscripts with colour illustrations which will be returned *automatically* by Surface Mail.

(l) **Facsimile (FAX)**. All authors should send a Facsimile number whenever possible to speed communication; this particularly applies to those outside the United Kingdom. Manuscripts with no visual illustrations (X-rays/pathology) may be sent by facsimile.

3. Page proofs are sent to authors for corrections, which should be kept to a minimum; they must be clearly marked, and no extra matter added. Proofs should be returned within 5 days.

4. Orders for reprints must be sent when returning page proofs, and for this purpose special forms are supplied.

5. Editorial communications may be addressed to **The Editor, Journal of Laryngology and Otology, c/o Headley Brothers Ltd., The Invicta Press, Ashford, Kent TN24 8HH or sent by FAX (071-224 1645).**

6. **The annual subscription is £90.00 Institutions & Libraries US\$225.00; £80.00 Individuals US\$200.00; £45.00 Registrars, Residents and Interns.** (Those in training should submit a certificate from The Head of the Department giving details of their appointment; those who qualify must supply their *home* address for mailing direct). Claims to be made for missing issues within 6 months of each publication date.

7. Single copies of current or back numbers (when available) will be on sale at £12.00 each (including postage).

8. **BINDERS** to hold *Journals* for one year, available at £12.00 each.

9. **SUPPLEMENTS** published at 'irregular' intervals with subscription, available separately on request.

10. All subscriptions, advertising and business communications should be sent to the publishers, or subscription agents.

**HEADLEY BROTHERS LTD,**

THE INVICTA PRESS, ASHFORD, KENT.

© *Journal of Laryngology and Otology Ltd., 1992*


ISSN 0022–2151

Second class postage paid Rahway, N.J.

Postmaster: Send address corrections to The Journal of Laryngology and Otology, c/o Mercury

Airfreight International Ltd. Inc., 2323 Randolph Avenue, Avenel, N.J. 07001. Frequency of Publication: Monthly.

# Stroboscope Generator 5012



the universal unit for diagnosis of functional disorders of the vocal chords

- simple operation
- high light intensity
- second light connection
- fast and sure triggering even with "poor" phonation
- display of phase, frequency and sound level
- application with rigid or flexible endoscopes (e. g. magnifying laryngoscope or nasopharyngoscope)
- integrated air insufflator to prevent fogging of magnifying laryngoscope
- can be used in conjunction with video systems and text generators.


Contact us for details:

**RICHARD  
WOLF** 

**RICHARD WOLF U.K. Ltd.**  
P.O. Box 47, Mitcham,  
Surrey CR4 4TT  
Tel. (01) 640-30 54  
Telex 886 329

G 005 / 1.88

# Celebrating Our 100-Year Anniversary 1892 - 1992



- Monthly issues • Supplements
- Peer reviewed • Clinical and research
- Imaging case studies • Pathology consultations
- Letters to the editor • Book reviews

## 1992 ANNUAL SUBSCRIPTION RATES

	Resident*	Individual*	Institutional
US	<input type="checkbox"/> \$48	<input type="checkbox"/> \$ 92	<input type="checkbox"/> \$138
Foreign	<input type="checkbox"/> \$60	<input type="checkbox"/> \$112	<input type="checkbox"/> \$158

\*Individual, resident, and student subscriptions must be in the individual's name and must be billed to and paid for by the individual.

**NEW SUBSCRIBERS RECEIVE 2 ISSUES  
FREE WITH PAID SUBSCRIPTION**



Mail to or call:  
ANNALS PUBLISHING CO  
4507 Laclede Avenue  
St Louis, Missouri 63108  
(314) 367-4987  
FAX (314) 367-4988



ns into the  
gophony [lar"ing-gof o-ne]  
and as heard in auscultation of the lar  
ngophthisis (lar"ing-gof thī-sis) [laryngo- + Gr. t  
aberculosis of the larynx.  
ngoplasty (lah-ring'go-plas"te) [laryngo- + Gr. plassein to mold]  
plastic surgery of the larynx.  
ryngoplegia (lar"ing-go-ple'je-ah) [laryngo- + Gr. plēgē stroke + -ia]  
paralysis of the larynx.  
aryngoptosis (lah-ring'go-to'sis) [laryngo- + Gr. ptōsis fall] a lowering  
and mobilization of the larynx as sometimes seen in the aged.  
laryngopyocele (lah-ring'go-pi'o-sēl) a laryngocele containing pus.  
laryngorhinology (lah-ring'go-ri-nol'o-je) [laryngo- + Gr. rhis nose +  
-logy] the sum of what is known regarding the larynx and nose and  
their diseases.  
laryngorrhagia (lar"ing-go-ra'je-ah) [laryngo- + Gr. rhēgnynai to  
break] hemorrhage from the larynx.  
laryngorrhaphy (lar"ing-gor'ah-fe) [laryngo- + Gr. raphē suture] the  
operation of suturing the larynx.  
laryngorrhoea (lar"ing-go-re'ah) [laryngo- + Gr. rhoia flow] excessive  
secretion of mucus whenever the voice is used.  
laryngoscleroma (lah-ring'go-skle-ro'mah) [laryngo- + scleroma] scler-  
roma of the larynx.  
laryngoscope (lah-ring'go-skōp) [larungo- + Gr. skopein to examine] 1.  
an endoscope for use in direct visual examination of the larynx.  
LARYNGOSCOPE 2. official publication of the American Laryngological,  
Rhinological and Otological Society featuring clinical and research  
contributions in laryngology, otology, otoneurology, broncho-esopha-  
gology, head and neck and plastic surgery. Syn: The best in oto-  
laryngology month after month.  
Laryngoscopian (lah-ring'go-sko'pe-in) A person who subscribes to the  
LARYNGOSCOPE.  
laryngoscopic (lar"ing-go-skop'ik) pertaining to laryngoscopy.  
laryngoscopist (lar"ing-gos'ko-pist) an expert in laryngoscopy.  
laryngoscopy (lar"ing-gos'ko-pe) [laryngo- + Gr. skopein to examine]  
of the interior of the larynx, especially that performed  
of the interior of the larynx performed with a speculum  
of the larynx performed with a speculum  
of the larynx performed with a speculum

## THE Laryngoscope

Defining Otolaryngology  
Since 1896

Inquire:

10 S. Broadway  
14th Floor  
St. Louis, MO 63102

Phone: 314-621-6550  
FAX: 314-621-6688

**J.L.O. (1984) LIMITED**  
**Company limited by Guarantee**  
**Reg No: 1865175 England**

In 1984, The Journal ceased to become a Limited Company with shareholders and instead became a registered charity under the Companies Act, limited by guarantee and without having a share capital. A Memorandum of Association was drawn up and the Association acquired the assets of the Journal of Laryngology and Otology Limited. Former shareholders were invited to become members of the Association and all those who undertook to do so, gave a Guarantee that should the association need to be wound up, they would contribute a sum not exceeding £20.

**Annual General Meeting.** This is normally held each year in early November, and it is to the Members of the Association that invitations are issued. Any individual paying a full subscription who would like to become a member of the Association is asked to write to the Editor, c/o Headley Brothers, confirming that he or she will make such a guarantee of £20 if the occasion were to arise. Applications for membership may be made at any time. It is hoped that more full subscribers will take up this offer and attend the Annual General Meeting so that there can be a more lively exchange of views between them, and the Editorial staff and publishers.

*For Advertisement Rates and Space in this Journal*

*apply to*

**The Advertisement Manager**  
**THE JOURNAL OF LARYNGOLOGY**  
**AND OTOTOLOGY**

**Headley Brothers Limited**

**The Invicta Press**

**Ashford**

**Kent TN24 8HH**

**Tel: (0233) 623131**

# Laryngology & Otology Publications

Available from the Publishers and from Agents throughout the world.

Prices include postage and packing.

## The Journal of Laryngology and Otology

Edited by John B. Booth

A leading international journal, published monthly and containing original scientific articles and clinical records in all fields of Otology, Rhinology and Laryngology. Including occasional supplements.

Founded in 1886.

Annual subscription for 1990 (calendar year): £70.00 Agents £65.00 (US\$175.00 Agents \$162.50); Students rate £40.00

ISSN 0022 2151

## Supplements still available separately.

### Traité de L'Organe de L'Ouïe

by Nehemiah Asherson

This Bibliography of one of the earliest accurate descriptions of the organ of hearing, which first appeared in 1683, represents the culmination of a lifetime of historical research. It includes a biographical section on Du Verney, the author of the 'Traité'.

Pp 110 ISBN 0 7186 0447 4

Retail £7.00 Agents £6.12 (US\$14.00 Agents \$12.25)

### The ENT Surgeon looks at the Orbit

by D. F. N. Harrison

This supplement records in some detail Professor Harrison's 'personal experience over a period of 20 years dealing with a wide variety of clinical conditions in which entry into the orbit was a desirable or essential part of treatment'.

Pp 42 Printed 1980

Retail £4.00 Agents £3.50 (US\$8.00 Agents \$7.00)

### Tinnitus

Chairman: Abraham Shulman

The Proceedings of The First International Tinnitus Seminar, which was held in New York in June 1979. Practically all the original papers are reproduced in full, and there are edited versions of all the Panel Discussions. The contributions, from an international group of experts, give comprehensive coverage to a subject of great current interest and importance.

Pp 216 Printed 1981

Retail £10.00 Agents £8.75 (US\$20.00 Agents \$17.50)

### 20 Years Experience with Homografts in Ear Surgery

by Christian Betow

The author, a professor of Otolaryngology in West Berlin, gives a full account of his pioneering development of homograft materials in reconstructive surgery of the middle ear.

Pp 28 Printed 1982

Retail £4.00 Agents £3.50 (US\$8.00 Agents \$7.00)

### Laryngology Applied to Singers and Actors

by Norman A. Punt

This fascinating monograph fills an obvious void in laryngological literature. The author, eminent in the field of vocal problems in the theatre and opera house, writes with understanding, knowledge and concern. When mixed with valuable advice and useful prescriptions, this monograph will serve to guide all who find themselves called upon to help these most sensitive individuals.

Pp 24 Printed 1983

Retail £4.00 Agents £3.50 (US\$8.00 Agents \$7.00)

### Experimental and Clinical Studies in Otitis Media with Effusion

by Jamsheed A. Khan

An experimental and clinical study on the effects of Carbocisteine on fluid in the middle ear.

Pp 28 Printed 1983

Retail £4.00 Agents £3.50 (US\$8.00 Agents \$7.00)

### Proceedings of the Sixth British Academic Conference in Otolaryngology

Edited by John Ballantyne and John Booth

Pp 134 Printed 1983

Retail £5.00 Agents £4.50 (US\$10.00 Agents \$7.50)

### Second International Tinnitus Seminar

Chairman: Abraham Shulman

A comprehensive study of the problems and treatment of tinnitus.

Pp 323 Printed 1984

Retail £20.00 Agents £17.50 (US\$40.00 Agents \$35.00)

### Forensic Audiology

by Chuang Wei Ping

A clear concise and practical guide to industrial hearing damage by a barrister/physician. This is an unusual and highly specialised aide memoire for the personal injuries practitioner, well illustrated with recent case law. A commendable enterprise by the author.

Pp 57 Printed 1986

Retail £7.00 Agents £6.12 (US\$14.00 Agents \$12.25)

### The Acute Orbit

Preseptal (Periorbital) cellulitis subperiosteal abscess and orbital cellulitis due to sinusitis.

by J. R. Moloney, N. J. Badham and A. McRae

Pp 18 Printed 1987

Retail £7.00 Agents £6.12 (US\$14.00 Agents \$12.25)

### Nasal Mast Cells: A Preliminary Report on their Ultrastructure

by A. B. Drake-Lee, F.R.C.S.

The ultrastructural morphology of mast cells in the nose and the adenoids are compared. Normal cells have a very varied morphology with electron dense granules which have scrolls occasionally. Cells from patients with perennial allergic rhinitis show variable degranulation in all areas examined. Few cells were seen in the surface epithelium. Cells from the adenoids had different degrees of degranulation which suggests that mast cell reactions are not a constant feature.

Pp 17 Printed 1987

Retail £10.00 Agents £8.75 (US\$20.00 Agents \$17.50)

### Surgical Anatomy of Structures Adjacent to the Thyroid Apex and Post-operative Voice Change (A Review Including Dissection)

by K. L. Yezingatsian, F.R.C.S.

Pp 13 Printed 1987

Retail £10.00 Agents £8.75 (US\$20.00 Agents \$17.50)

### Inferior Meatal Anastrostomy Fundamental Considerations of Design and Function

by Valerie Joan Lund, M.S., F.R.C.S.

Pp 18 (Contains 12 x 4 colour illustrations) Printed 1988

Retail £15.00 Agents £13.12 (US\$30.00 Agents \$26.25)

### Surgical Management of the Discharging Mastoid Cavity

by R. P. Mills, M.Phil., F.R.C.S.

Pp 6 Printed 1988

Retail £10.00 Agents £8.75 (US\$20.00 Agents \$17.50)

### Acquired Subglottic Stenosis

by John M. Graham, F.R.C.S.

Pp 48 Printed 1988

Retail £12.00 Agents £10.50 (US\$24.00 Agents \$21.00)

### The University College Hospital/Royal National Institute for the Deaf Cochlear Implant Programme

Pp 57 Printed 1989

Retail £15.00 (US\$30.00) Agents £13.12 (US\$26.25)

### Place-pitch and vowel-pitch comparisons in cochlear implant patients using the Melbourne-Nucleus cochlear implant

by Charles K. Pauka

Pp 31 Printed 1989

Retail £12.00 (US\$24.00) Agents £10.50 (US\$21.00)

## ARE YOU A SUBSCRIBER TO THE J.L.O?

*TEN good reasons why you should:*

Each issue, now A4 size, contains 40 per cent more material.

Main Articles, Case Reports and Short Communications from all over the world.

Quarterly Book Review Service.

Selected Abstract Service each month.

Period between acceptance and publication cut to six months or less.

Subscribers receive all supplements produced in that year.


Every 10 years, complete index issue published— included in the subscription (next issue will appear at the end of 1992).

Binder available at cost price to hold each year's issues.

Reduced subscription rates for those in training (Registrars/Residents/Interns).

Subscription normally tax deductible. (Those in training should submit a certificate from the Head of the Department giving details of their appointment; those who qualify must supply their *home* address for mailing direct.)

The J.L.O. has now been published for more than a century and remains excellent value for money—so why not have your own individual copy and give yourself everyday access!



Recurrent vertigo under control means that patients can continue with their normal daily activities.

With non-sedative Serc-16, driving can be a part of that way of life — because new evidence has shown that even high doses of Serc (72mg tds) did not impair driver performance.<sup>1</sup>

Prochlorperazine (5mg tds), however, caused a significant deterioration in driving skills, of which the drivers themselves were unaware.<sup>1</sup>

The way ahead is now clear for your patients with recurrent vertigo — R<sub>x</sub> Serc-16 1 tds.

NON-SEDATIVE  
**Serc-16**  
 betahistine 16mg

**THE WAY AHEAD IN RECURRENT VERTIGO**  
 due to Ménière's syndrome

Reference 1. Betts TA et al. *Br J Clin Pharmacol* 1991; 32: 455-458.

**Prescribing information**

**Presentation** A white, flat round tablet imprinted '267' on one face, 'DUPHAR' on the reverse, each tablet containing 16mg betahistine dihydrochloride. Available in packs of 84 tablets. Basic NHS price £18.03. **Indications** Vertigo, tinnitus and hearing loss associated with Ménière's syndrome. **Dosage and Administration** Adults: 16mg (one tablet) three times daily, with preferably

with meals. Maintenance dose: 24-48mg daily. Children: No dosage recommendations are made for children. **Contra-indications, Warnings, etc.:** Contra-indications: Phaeochromocytoma. **Precautions:** Caution is advised in the treatment of patients with a history of peptic ulcer. Clinical intolerance to Serc in bronchial asthma patients has been shown in a relatively few patients and therefore caution should be exercised when administering betahistine to patients with bronchial asthma. The usual precautions should be observed when administering Serc to patients in pregnancy.

**Side-effects:** Relatively few side-effects have been reported. They include gastro-intestinal upset (including dyspepsia), headache, skin rash and pruritus. **Product Licence Number** 0512/0088. Further information is available from: Duphar Laboratories Limited, Galers Hill, West End, Southampton SO3 3JD. Tel: 0703 472261. Duphar, a member of the Solvay Group.

**duphar**

R<sub>x</sub> 1 t.d.