

Sweet corn hybrid tolerance to weed competition under three weed management levels

R.A. Boydston^{1*} and M.M. Williams II²

¹Agronomist, Agricultural Research Service, United States Department of Agriculture, 24106 N Bun Road, Prosser, WA, 99350, USA.

²Ecologist, Agricultural Research Service, United States Department of Agriculture, 1102 S. Goodwin Ave., Urbana, IL, 61801, USA.

*Corresponding author: rick.boydston@ars.usda.gov

Accepted 16 May 2015; First published online 23 June 2015

Research Paper

Abstract

Nearly all commercial sweet corn fields contain weeds that escaped management and, therefore, sweet corn often suffers yield losses due to weed competition. For this reason, field trials were conducted from 2009 to 2011 near Prosser, WA and Urbana, IL to evaluate the responses of weeds and four sweet corn hybrids to three levels of weed management; weed free, high intensity cultivation (HC), and low intensity cultivation (LC). Weed management level had the greatest impact on early season weed densities and HC reduced final weed biomass more than LC in 2 of 4 site-years. Two taller sweet corn hybrids with greater leaf area suppressed final weed biomass more than two shorter hybrids with less leaf area in 3 of 4 site-years. When grown with less intense weed management that resulted in more weeds, taller sweet corn hybrids with greater leaf area maintained yields better than shorter, less competitive sweet corn hybrids. Utilizing hybrids with greater tolerance to weeds and greater ability to suppress weeds could be a valuable component of an integrated weed management system.

Key words: crop competition, crop tolerance, cultivation, relative yield, sweet corn, *Zea mays* L, weed competition, weed management, weed suppressive ability

Introduction

Sweet corn is popular both as a fresh and processed vegetable. It is a major crop grown throughout the USA. However, it is especially subject to yield loss from weeds. In a survey by Williams et al. (2008c), nearly all sweet corn fields surveyed had weeds that escaped management, and a majority of those fields suffered yield loss due to weed competition. Besides reducing yield, weed interference can affect several ear traits associated with quality (Williams and Masiunas, 2006). Fewer herbicides are labeled for sweet corn than field corn, and there is a growing market for organic certified sweet corn, which does not allow synthetic herbicide use. Employing cultural practices and alternative methods to manage weeds could benefit growers; e.g., growing sweet corn hybrids that tolerate and/or suppress weeds and using intense physical control methods.

Mechanical weeding methods are often more effective when they are part of a weed management strategy that involves cultural methods, such as competitive crop

varieties (Melander et al., 2005). Grevsen (2003) reported that pea cultivars with high biomass accumulation were more competitive with weeds than small-sized cultivars and, therefore, more suitable for use in organic production. Yenish and Young (2004) showed that a tall wheat variety reduced goatgrass (*Aegilops cylindrica* Host) biomass by 46 and 16% compared with a short wheat variety. Among wheat cultivars, competitive ability was associated with greater overall leaf area, resistance to loss of tillers, greater height, and canopy structure and development (Seavers and Wright, 1999).

Sweet corn hybrids differ greatly in height, canopy development and ability to intercept light, which may affect their ability to tolerate and suppress weeds (Williams et al., 2006; Zystro et al., 2012). Pataky (1992) reported total leaf area ranged from 2540 to 4660 cm² per plant among 11 sweet corn hybrids. Makus (2000) reported that a taller, later maturing hybrid suppressed weeds more than a shorter, early maturing hybrid. Among 16 traits evaluated by Zystro et al. (2012), plant height showed the greatest correlation to sweet corn tolerance to

Table 1. Summary of agronomic and weed management practices in sweet corn at Prosser, WA and Urbana, IL in field trials conducted in 2009–2011.

Management practice	Prosser, WA		Urbana, IL	
	2009	2010	2010	2011
Planting date	5/7/09	5/6/10	5/5/10	5/11/11
Pre-emergence herbicide	5/15/09	5/13/10	5/6/10	5/11/11
Rotary hoe	5/18/09	5/19/10	5/15/10	5/20/11
Rotary hoe	5/28/09	5/27/10	5/24/10	5/31/11
Cultivation w/sweeps	6/5/09	6/11/10	6/4/10	6/7/11
Harvest early hybrids	7/30/09	8/13/10	7/13/10	7/22/11
Harvest late hybrids	8/14/09	8/27/10	7/26/10	8/1/11
<i>Herbicide information</i>				
Active ingredient	Trade name/formulation		Source	
Atrazine	Aatrex, 480 g ai L ⁻¹		Syngenta Crop Protection Inc., Greensboro, NC	
Dimethenamid-P	Outlook, 720 g ai L ⁻¹		BASF Corp., Research Triangle Park, NC	
Atrazine + dimethenamid-P	Guardsman Max, 2270 g ai L ⁻¹		BASF Corp., Research Triangle Park, NC	

weeds and weed suppressive ability. Williams et al. (2007, 2008b) demonstrated that a taller sweet corn hybrid with a dense crop canopy suppressed weeds and maintained yields better in the presence of weeds than a shorter hybrid with less leaf area. Shoot biomass and seed rain of wild-proso millet, a common grass weed in sweet corn, were correlated negatively with crop leaf area index (LAI) after V6 stage (six visible leaf collars) (Williams et al., 2007). Among 23 commercial sweet corn hybrids evaluated, phenomorphological traits of rapid canopy closure and a large, late-maturing canopy were positively associated with competitive ability (So et al., 2009).

Organic producers have limited weed management options and rely heavily on cultivation and sometimes flaming to manage weeds in sweet corn. In production systems that use cultivation as the primary method of managing weeds, utilizing sweet corn hybrids that tolerate weeds better or possess weed suppressive traits may decrease crop losses due to weeds while helping suppress weeds. Integrating weed suppressive hybrids in conventional production systems that rely heavily on herbicides could help suppress difficult to control weed species and herbicide resistant weeds and also reduce yield losses due to weeds (Williams et al., 2008a).

These studies were conducted to evaluate the tolerance of four sweet corn hybrids differing in height and canopy density to weeds and weed response to the same hybrids when grown under three weed management levels; (a) rigorous with herbicides and hand weeding, (b) intensive cultivation, and (c) lower intensity cultivation.

Materials and Methods

Site conditions and management

Field trials were conducted in 2009 and 2010 near Prosser, Washington and in 2010 and 2011 near Urbana, Illinois. Fields were prepared using standard tillage practices

consisting of chisel plowing, disking and followed by a cultipacker. Fertilization, other pest control and irrigation followed standard sweet corn production practices for each region. The soil at Washington was a Warden loam (2009) and a Warden sandy loam (2010) (Coarse-silty, mixed, superactive, mesic Xeric Haplocambid) with 1% organic matter and pH of 7.2–7.5. The soil at Illinois was a Flanagan silt loam (fine, smectitic, mesic Aquic Argiudoll) with 4.0% organic matter and pH of 6.0. Experiments were located in different fields in each year. In Washington, sweet corn was grown under sprinkler irrigation and watered as needed.

Sweet corn hybrids and weed management

Two sweet corn hybrids with short stature and lower leaf area: ‘Spring Treat’ (Mesa Maize) and ‘Sugar Buns’ (Crookham Company), and two hybrids with tall stature and denser canopy: ‘Code 128’ (General Mills) and ‘Legacy’ (Harris Moran Seed Company) were planted on 76 cm row spacing on May 7, 2009 and May 6, 2010 in Washington and May 5, 2010 and May 11, 2011 in Urbana, IL.

Both sites were infested naturally with common lambsquarters (*Chenopodium album* L.), redroot pigweed (*Amaranthus retroflexus* L.), barnyardgrass [*Echinochloa crus-galli* (L.) Beauv.] and green foxtail [*Setaria viridis* (L.) Beauv.]. Hairy nightshade (*Solanum physalifolium* Rusby) was also present at Washington in both years and giant foxtail (*Setaria faberi* Herrm.) present in Illinois. In addition to the natural weed population, velvetleaf (*Abutilon theophrasti* Medik.) and wild-proso millet (*Panicum miliaceum* L.) each were seeded at a rate of 11 seeds per meter of row immediately after sweet corn seeding at Illinois. Three weed management levels were implemented and timing of agronomic practices is listed in Table 1. In the weed free (WF) weed management treatment, herbicides were applied pre-emergence

and plots were cultivated with sweeps and hilling shovels approximately 4–5 weeks after planting (WAP), followed by periodic hand-weeding as needed to keep the plots WF season long. Pre-emergence herbicides applied were atrazine and dimethenamid-P and applied at the labeled rate for each soil type. Herbicides were applied with a bicycle sprayer equipped with flat fan nozzles operated at a pressure of 186 kPa in a total spray volume of 187 L ha⁻¹.

The high intensity cultivation (HC) treatment consisted of rotary hoeing at the spike (emergence) stage of sweet corn, a second rotary hoeing approximately 10 days later, and cultivation with sweeps and hilling shovels at 4–5 WAP. The low intensity cultivation (LC) treatment was rotary hoed at the spike stage of sweet corn and cultivated once with sweeps at 4–5 WAP.

The experimental design was a split plot randomized complete block with four replications. Levels of the main plot factor were weed management (WF, HC and LC), the plot sizes of which were 4.6 × 37 m², and split plots (hybrids) sizes were 4.6 × 9 m².

Sweet corn and weed parameters

Sweet corn stand densities were recorded just prior to the first cultivation by counting plants within 6 m lengths of the two center rows in each plot. Early season weed density, corn height and number of visible leaf collars on corn were recorded in early June (4 WAP). Early season weed density was determined in a 1 m² quadrat randomly placed between the center four rows of each plot. Corn height and LAI were determined in early June at the V5/6 stage and post silking (Illinois) and late June at the V6/7 stage and post silking (Washington) from two plants per plot from WF treatments only. Two crop plants were harvested, leaves were separated and green leaf area was measured using an area meter (LI-3100C area meter, LI-COR, Lincoln, NE). LAI at each sampling date was estimated as the product of mean leaf area per plant and number of plants per m².

Intercepted photosynthetically available radiation (IPAR) by the crop canopy was recorded at the same growth stages as mentioned previously in Illinois and in mid-July (Sugar Buns and Spring Treat in R1 stage) and post silking in Washington from the WF treatments only. IPAR was measured under full-sun conditions at three locations within each plot using a linear ceptometer (AccuPAR PAR-80 linear ceptometer, Decagon Devices, Pullman, WA). Two measurements of photosynthetically available radiation (PAR) were taken; one measurement above the crop canopy and one at the soil surface, with the sensor perpendicular to, and centered over, rows 2 and 3. All measurements were taken between 10 a.m. and 2 p.m., and percent IPAR was estimated as the difference between the above canopy measurement and the soil-surface measurement divided by the above-canopy measurement multiplied by 100. Four readings were taken per plot.

Sweet corn yield (total ear mass) was determined by harvesting all the ears greater than 4.4 cm diameter when kernel moisture was at or near 78% for each hybrid. Relative yield was determined by dividing the total ear mass in each plot by the ear mass of the WF plot for each hybrid and multiplying by 100. Weed fresh weight was determined by weighing weeds clipped from a 0.76 × 3 m² area from one of the two center rows at the time of sweet corn harvest.

Data analysis

Analysis of variance (ANOVA) was performed using SAS (Version 9.4 SAS Institute Inc., Cary, NC) Proc Mixed procedure. Sweet corn hybrid, weed management treatments and site-year were considered fixed variables. Data were pooled across site-years when no significant site-year or site-year by treatment interactions occurred. Early season LAI and weed density and final weed biomass data were log transformed to meet normality assumptions of ANOVA. Mean separations were performed using Fisher's protected least significant difference test at $P = 0.05$.

Results and Discussion

Sweet corn hybrid growth characteristics

Both site-year and sweet corn hybrid significantly affected early season sweet corn height, LAI and IPAR and there was a significant site-year by sweet corn hybrid interaction (Table 2). At Washington in 2009 and 2010, corn height at V7 stage was greatest for Code 128 hybrid, followed by Sugar Buns, Legacy and least for Spring Treat (Fig. 1). Early season LAI and IPAR also averaged the least for Spring Treat in 2009 and 2010 at Washington, whereas Code 128 and Legacy averaged the greatest IPAR (Figs 2 and 3).

In 2010 and 2011 at Illinois, corn height at V5/6 stage was greatest for Code 128 followed by Legacy, Spring Treat and Sugar Buns was shortest (Fig. 1). Sugar Buns also averaged the lowest early season LAI and IPAR at Illinois in 2010 and 2011, although there were no significant differences in early season LAI in 2011 (Figs 2 and 3). We cannot fully account for the differences in rank among the four hybrids for early season height, LAI and IPAR other than the data were collected at an earlier growth stage at Illinois compared with Washington. Relative to the other three hybrids, Sugar Buns was taller and had a greater LAI in Washington than in Illinois.

Site-year did not impact final sweet corn height, but final sweet corn height differed among hybrids and there was a significant hybrid by site-year interaction (Table 2). Final height was greater for Code 128 and Legacy, averaging 174 and 167 cm, respectively and least for Sugar Buns and Spring Treat averaging 127 and 115, respectively (Table 3). Final LAI and IPAR

Table 2. Analysis of variance (ANOVA) *P* values for sweet corn growth parameters from weed-free treatments in Washington and Illinois in 2009–2011.

Factor	Early season			Final		
	Height	LAI	IPAR	Height	LAI	IPAR
Hybrid	<0.01	<0.01	<0.01	<0.01	<0.01	<0.01
Site-year	<0.01	<0.01	<0.01	0.44	<0.01	<0.01
Hybrid by site-year	<0.01	<0.01	<0.01	0.05	0.02	0.35

LAI, leaf area index; IPAR, intercepted photosynthetically active radiation.

Early season LAI data were $\ln(x + 1)$ transformed prior to ANOVA.

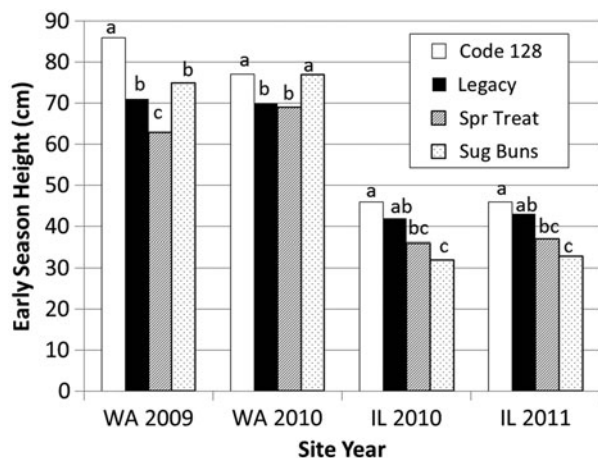


Figure 1. Early season height of four sweet corn hybrids under weed-free conditions in Washington and Illinois 2009–2011. Measurements recorded at V7 stage in Washington and V5/V6 stage in Illinois. Means within a site-year with the same letter are not significantly different according to Least Significant Difference ($P = 0.05$).

were significantly affected by both hybrid and site-year and there was a significant hybrid by site-year interaction (Table 2). Final LAI was least for Spring Treat (2.9) and greatest for Legacy and Code 128 (4.9 and 4.6, respectively) (Table 3). Final LAI was greatest in Washington in 2009 and least in Illinois in 2011. In 2010, LAI was similar at Washington and Illinois (Table 3).

Late season IPAR was similar for Code 128 and Legacy hybrids, averaging 89 and 87%, respectively, whereas Spring Treat and Sugar Buns averaged only 72 and 74%, respectively (Table 3). Late season IPAR was greatest in Washington in 2009 (88%) and least in Washington 2010 (70%), while IPAR in Illinois averaged 80–81% in 2010 and 2011.

Sweet corn stand and yield response to weed management level

Sweet corn stand averaged 7.0 plants m^{-2} over all site-years, hybrids and weed management levels. Weed management level did not significantly impact sweet corn stand density. Site-year and hybrid significantly affected

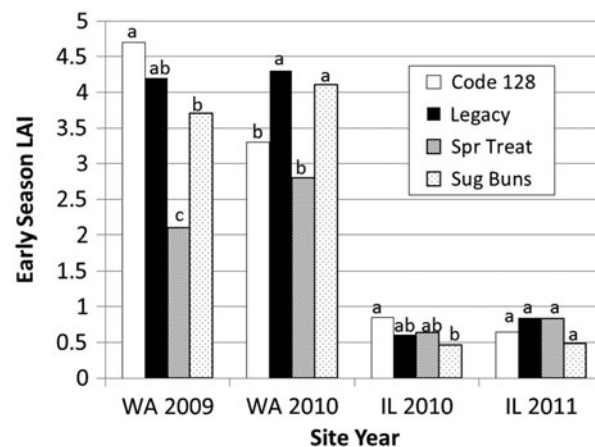


Figure 2. Early season leaf area index (LAI) of four sweet corn hybrids under weed-free conditions in Washington and Illinois 2009–2011. Measurements recorded at V7 stage in Washington and V5/V6 stage in Illinois. Means within a site-year with the same letter are not significantly different according to Least Significant Difference ($P = 0.05$).

sweet corn stand density (both $P < 0.001$) and there was a significant site-year by hybrid-interaction ($P < 0.001$) (Table 4). In 2009 at WA, Spring Treat averaged only 5.8 plants m^{-2} , whereas average plant stand for the other three hybrids ranged from 7.4 to 7.9 plants m^{-2} (data not shown). In 2010 at WA, Code 128 and Spring Treat averaged 4.9 and 5.6 plants m^{-2} , respectively, while the other two hybrids ranged from 6.9 and 7.8 plants m^{-2} . Differences in corn stands between hybrids in WA were likely due to a combination of the type of planter used and seed quality differences among hybrids. At Illinois, corn stands were less variable among hybrids and ranged from 6.9 to 7.7 plants m^{-2} in 2010 and 6.7 to 7.8 plants m^{-2} in 2011.

Over all site-years, total ear mass of WF plots ranged from 17.7 to 22.6 MT ha^{-1} for Code 128, 12.8 to 18.7 MT ha^{-1} for Legacy, 12.4 to 17.9 MT ha^{-1} for Spring Treat, and 8.1 to 20.5 MT ha^{-1} for Sugar Buns (data not shown). Under WF management, Code 128 yielded the greatest ear mass in all site-years.

Relative yield was significantly impacted by hybrid and weed management level, and there was a significant

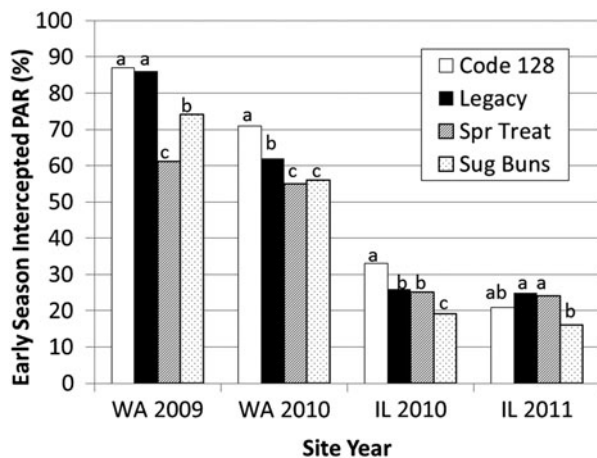


Figure 3. Early season percent intercepted photosynthetically active radiation (IPAR) by four sweet corn hybrids under weed-free conditions in Washington and Illinois 2009–2011. Measurements recorded at V8/R1 stage in Washington and V5/V6 stage in Illinois. Means within a site-year with the same letter are not significantly different according to Least Significant Difference ($P = 0.05$).

Table 3. Final height, leaf area index (LAI) and percent intercepted photosynthetically active radiation (IPAR) of four sweet corn hybrids in Washington and Illinois in 2009–2011 under weed-free conditions. Data for hybrids is averaged across site-years.

Hybrid	Height (cm)	LAI	IPAR (%)
Code 128	174 a	4.6 a	89 a
Legacy	167 a	4.9 a	87 a
Spring treat	115 c	2.9 c	72 b
Sugar buns	127 b	3.6 b	74 b
<i>Site-year</i>			
WA 2009	141	5.1 a	88 a
WA 2010	134	4.4 b	70 c
IL 2010	158	3.9 b	80 b
IL 2011	152	2.8 c	81 b

Means within a column and within hybrid or site-year followed by the same letter do not differ significantly according to Fisher's Protected Least Significant Difference test ($P = 0.05$).

Table 4. Analysis of variance (ANOVA) P values for sweet corn stand density, ear mass and relative yield and early season weed density and late season weed biomass in Washington and Illinois in 2009–2011.

Factor	Sweet corn			Weed	
	Stand density	Ear mass	Relative yield	Density	Biomass
Hybrid	<0.01	<0.01	<0.01	0.63	<0.01
Weed management	0.94	<0.01	<0.01	<0.01	<0.01
Hybrid*management	0.55	<0.01	<0.01	0.31	0.49
Site-year	<0.01	<0.01	0.02	0.01	<0.01
Hybrid by site-year	<0.01	<0.01	0.06	0.43	<0.01
Management by site-year	<0.01	0.03	0.03	0.06	0.47
Hybrid*management by site-year	0.15	0.05	0.16	0.06	0.97

Weed counts and weed biomass data were $\ln(x + 1)$ transformed prior to ANOVA.

hybrid-by-weed management interaction on relative yield ($P < 0.0001$) (Table 4). There was also a significant site-year ($P = 0.02$) and site-year by weed management effect for relative yield, so data are presented separately for each site-year (Figs 4 and 5).

Relative yields of the two taller hybrids, Code 128 and Legacy, tended to be significantly greater than those of the two shorter hybrids, Spring Treat and Sugar Buns when comparing hybrids within weed management levels and site-years. At all site-years, the two tall hybrids with greater leaf area (Code 128 and Legacy) were able to maintain greater portions of their WF yields in the presence of weeds (Figs 4 and 5). In WA, relative yields of Code 128 and Legacy hybrids ranged from 54 to 94% in HC and LC treatments in 2009, whereas relative yields of Spring Treat and Sugar Buns ranged from 21 to 46%. Under greater weed pressure in 2010, relative yields of Code 128 and Legacy were 41–49% of WF yields in HC

and 24% in LC treatments (Fig. 4). Relative yields of Spring Treat and Sugar Buns were only 13–28% in HC and 2–9% in LC in 2010.

In IL, relative yields of Code 128 and Legacy hybrids ranged from 81 to 93% in HC and LC in 2010, whereas relative yields of Spring Treat and Sugar Buns ranged from 19 to 60% (Fig. 5). In 2011, relative yields of Code 128 and Legacy ranged from 67 to 94% in HC and LC treatments. Relative yield of Spring Treat and Sugar Buns were 50–51% in HC and dropped to 11–18% in LC in 2011.

Relative yield measured in these studies reflects the ability of each hybrid to overcome weed interference. In 3 of 4 site-years, relative yields of the two shorter hybrids, Spring Treat and Sugar Buns, were significantly greater under HC than LC indicating these two hybrids are sensitive to weed management levels. Relative yields of Code 128 and Legacy were similar among HC and LC in 3 of 4 site-years suggesting these hybrids have the

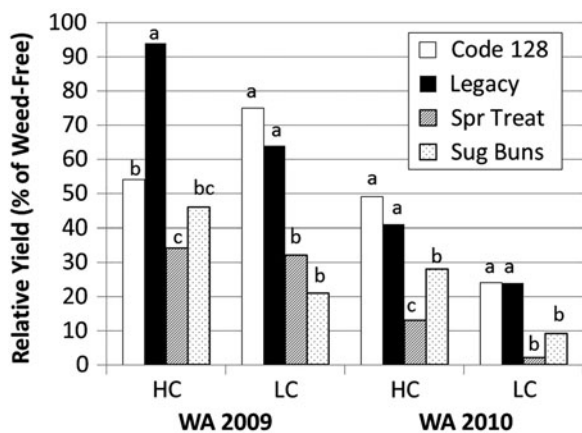


Figure 4. Relative yield of four sweet corn hybrids grown under two levels of weed management in Washington in 2009 and 2010. Means within a site-year and weed management level with the same letter are not significantly different according to Least Significant Difference ($P = 0.05$).

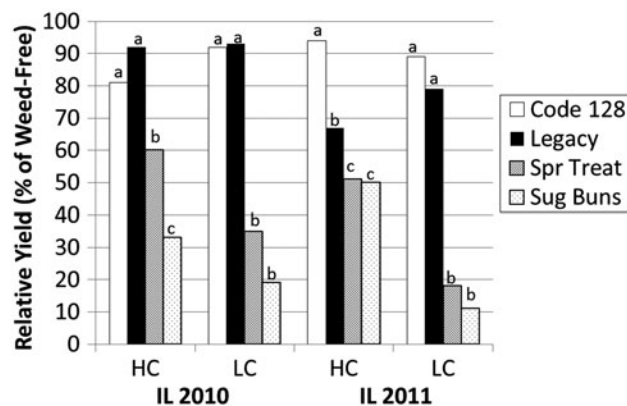


Figure 5. Relative yield of four sweet corn hybrids grown under two levels of weed management in Illinois in 2010 and 2011. Means within a site-year and weed management level with the same letter are not significantly different according to Least Significant Difference ($P = 0.05$).

Table 5. Early season weed density in sweet corn grown under two weed management levels in Prosser, WA and Urbana, IL 2009–2011.

	Weed density				Weed Management
	Prosser, WA		Urbana, IL		
	2009	2010	2010	2011	Mean
	Plants per m ²		Plants per m ²		
High intensity cultivation	21	97	55	74	62 b
Low intensity cultivation	29	215	134	271	162 a
Site-year mean	25 c	156 a	95 b	173 a	

Means within a row or column followed by the same letter do not differ significantly according to Fisher's Protected Least Significant Difference test ($P = 0.05$).

ability to maintain a greater portion of their WF yield when grown under less intense weed management.

Weed response to sweet corn hybrids and weed management level

Sweet corn hybrid did not significantly affect weed densities in early June (Table 4). Early season differences between sweet corn growth and canopy development among hybrids were relatively small and prior to canopy closure had little impact on weed emergence and establishment. Weed densities in early June were significantly affected by site-year ($P = 0.01$) and weed management level ($P < 0.01$). In 2009 at Washington, weed densities were relatively low and were similar between HC and LC treatments, averaging 21 and 29 plants m⁻², respectively. In the other 3 site-years, early season weed densities in LC plots were more than double that of HC plots (Table 5).

Final weed fresh biomass was significantly affected by weed management level, sweet corn hybrid and site-year

and there was a significant site-year by hybrid interaction (Table 4). Final weed biomass averaged over hybrids was least in Washington in 2009 averaging 113 g m⁻² in HC treatments and 183 g m⁻² in LC treatments and was greatest in Illinois in 2010 averaging 926 g m⁻² in LC treatments and 458 g m⁻² in HC (data not shown). Averaged over all hybrids, final weed biomass was greater in LC (526 g m⁻²) compared with HC treatments (377 g m⁻²).

In 3 of 4 site-years, the higher LAI/taller hybrids suppressed weeds better than the lower LAI/shorter hybrids (Fig. 6). Differences in the magnitude of impact of sweet corn hybrids on final weed biomass at Washington in both years were less pronounced and a lower overall weed biomass was produced than in Illinois (Fig. 6). A similar trend was evident in Washington in 2009. The differences in weed suppressive ability of three sweet corn hybrids differing in canopy and height were more pronounced in Illinois than in Washington in a previous report (Williams et al., 2007). Late season LAI tended

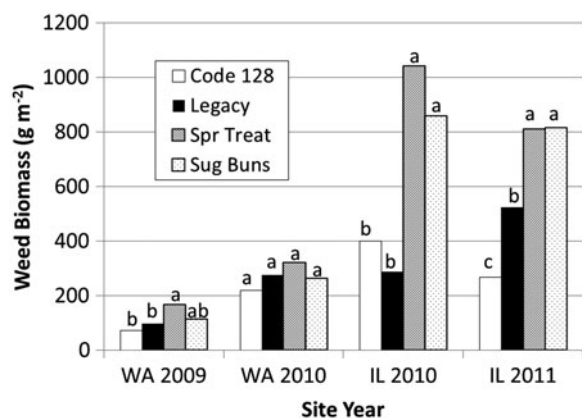


Figure 6. Final weed biomass in four sweet corn hybrids grown in Washington and Illinois 2009–2011. Means within a site-year with the same letter are not significantly different according to Least Significant Difference ($P = 0.05$).

to be greater in Washington than in Illinois (Table 3) possibly contributing to greater overall weed suppression in Washington. Differences in weed species composition at each site-year and sowing of weeds at Illinois could also account for differences in final weed biomass and the degree of final biomass suppression by the crop. At Illinois, the two taller hybrids, Code 128 and Legacy, reduced final weed biomass in both years more than the two shorter hybrids, Spring Treat and Sugar Buns (Fig. 4), indicating that utilizing weed suppressive hybrids may have greater utility in Midwest sweet corn production areas than in Western regions. However, the benefits of maintaining yield by growing weed tolerant hybrids were realized in all site-years.

Conclusions

These results illustrate the influence of sweet corn hybrid selection on both yield loss from weed competition and on weed biomass production. Combining competitive hybrids with higher intensity weed management allowed for consistently higher relative yields. Many factors such as taste, recovery, yield potential and kernel texture influence producer and processor decisions on sweet corn hybrid selection. These results suggest that producers could also benefit by choosing more competitive hybrids when planting in fields with a known history of heavy weed pressure or difficult to control weeds. In addition, producers of organic certified sweet corn, which have fewer tools to control weeds, could likely benefit from growing hybrids that tolerate greater weed pressure and provide more weed suppression.

Acknowledgements. The authors gratefully acknowledge the valuable technical assistance of Encarnacion Rivera, Treva Anderson and Jim Moody and the statistical assistance of Bruce Mackey.

References

- Grevesen, K.** 2003. Weed competitive ability of green peas (*Pisum sativum* L.) affected by seeding rate and genotype characteristics. *Biological Agriculture and Horticulture* 21: 247–261.
- Makus, D.** 2000. Performance of two sweet cultivars grown under conservation tillage and with-in-row weed pressure. *Subtropical Plant Science* 52:18–22.
- Melander, B., Rasmussen, I.A., and Barberi, P.** 2005. Integrating physical and cultural methods of weed control examples from European research. *Weed Science* 53:369–381.
- Pataky, J.K.** 1992. Relationships between yield of sweet corn and northern leaf blight caused by *Exserohilum turcicum*. *Phytopathology* 82:370–375.
- Seavers, G.P. and Wright, K.J.** 1999. Crop canopy development and structure influence weed suppression. *Weed Research* 39: 319–328.
- So, Y.F., Williams, M.M., II, Pataky, J.K., and Davis, A.S.** 2009. Principal canopy factors of sweet corn and relationships to competitive ability with wild-proso millet (*Panicum miliaceum*). *Weed Science* 57:296–303.
- Williams, M.M., II and Masiunas, J.B.** 2006. Functional relationships between giant ragweed (*Ambrosia trifida* L.) interference and sweet corn yield and ear traits. *Weed Science* 54:947–952.
- Williams, M.M., II, Boydston, R.A., and Davis, A.S.** 2006. Canopy variation among three sweet corn hybrids and implications for light competition. *HortScience* 41:1449–1454.
- Williams, M.M., II, Boydston, R.A., and Davis, A.S.** 2007. Wild proso millet (*Panicum miliaceum*) suppressive ability among three sweet corn hybrids. *Weed Science* 55:245–251.
- Williams, M.M., II, Boydston, R.A., and Davis, A.S.** 2008a. Crop competitive ability contributes to herbicide performance in sweet corn. *Weed Research* 48:58–67.
- Williams, M.M., II, Boydston, R.A., and Davis, A.S.** 2008b. Differential tolerance in sweet corn to wild-proso millet (*Panicum miliaceum*) interference. *Weed Science* 56: 91–96.
- Williams, M.M., II, Rabaey, T.L., and Boerboom, C.M.** 2008c. Residual weeds of processing sweet corn in the north central region. *Weed Technology* 22:646–653.
- Yenish, J.P. and Young, F.L.** 2004. Winter wheat competition against jointed goatgrass (*Aegilops cylindrica*) as influenced by wheat plant height, seeding rate and seed sized. *Weed Science* 52:996–1001.
- Zystro, J.P., de Leon, N., and Tracy, W.F.** 2012. Analysis of traits related to weed competitiveness in sweet corn (*Zea mays* L.). *Sustainability* 4:543–560.