

CAMBRIDGE

E-books
Available
for most
titles!

GENETICS TITLES FROM CAMBRIDGE UNIVERSITY PRESS

Introduction to Cancer Biology


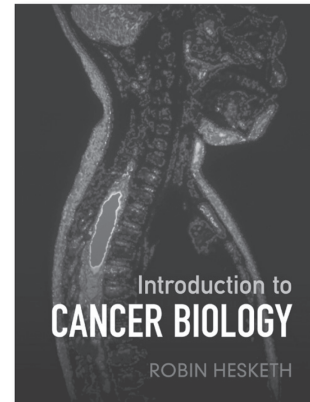
Robin Hesketh

“In the era of internet access and publication databases, it is very challenging to introduce a book which is really useful both for new students and established practitioners. Robin Hesketh has succeeded remarkably well in doing so.”

—Peter Selby, Director of the Leeds Institute of Molecular Medicine

\$120.00: Hardback: 978-1-107-01398-8: 351 pp.

\$48.00: Paperback: 978-1-107-60148-2



Methodologies for Metabolomics

Experimental Strategies and Techniques

Edited by Norbert W. Lutz, Jonathan V. Sweedler, and Ron A. Wevers

Methodologies for Metabolomics provides comprehensive descriptions of the newest strategies in metabolomic research. While a broad range of methodologies are presented, so too are applications including in vivo metabolomics in humans and animals, as well as in vitro analysis of tissue samples, cultured cells and biofluids.

\$150.00: Hardback: 978-0-521-76590-9: 400 pp.

Reproductive Donation

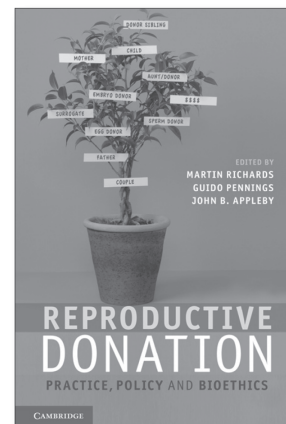
Practice, Policy and Bioethics

Edited by Martin Richards, Guido Pennings, and John B. Appleby

This book combines empirical research with commentary on ethics, policy and legislation, raising provocative questions about reproductive donation and surrogacy.

\$99.00: Hardback: 978-1-107-00777-2: 330 pp.

\$34.99: Paperback: 978-0-521-18993-4



Prices subject to change.

www.cambridge.org/us/lifesciences

800.872.7423

@cambUP_lifesci



CAMBRIDGE
UNIVERSITY PRESS

Genetics Research

INSTRUCTIONS FOR CONTRIBUTORS

Genetics Research is a key forum for original research on all aspects of genetics. Building on the success and history of its previous incarnation, *Genetical Research*, the journal has a publishing remit that provides comprehensive coverage of subjects vital to the field, including: evolutionary and population genetics, genetics of complex traits, quantitative and statistical genetics, bioinformatics, genomics, molecular and developmental genetics, Evo-Devo, conservation genetics and environmental genetics. On the empirical side, papers reporting studies that have broad implications using a range of organisms, from well-established genetic model organisms (*Drosophila*, *C. elegans*, mice, *Arabidopsis*, zebrafish, *Xenopus*) and agricultural species (rice, maize, wheat, cows, pigs, sheep, chickens) to humans are encouraged. The breadth and quality of papers, reviews and book reviews make the journal invaluable to professional geneticists, molecular biologists, plant and animal breeders, and biologists involved in evolutionary, developmental and conservation studies.

Categories of paper The Editors welcome original, creative, high-quality contributions suitable for the journal's international readership. There are no page charges for papers published in *Genetics Research*, and no charges for printing colour figures provided they are of high enough quality and scientifically necessary.

Research papers are full-scale research studies that fit within the journal's scope. There is no page limit, however, papers should be as concise as clarity permits. They should include a summary of up to 250 words, accompanied by 4–5 keywords.

Short papers are concisely written research reports for which rapid publication is considered desirable. Papers in this category should not exceed four printed pages of the journal, including a summary of no more than 100 words, and 4–5 keywords. *Short Papers* will follow a streamlined schedule and will normally be published within three months of submission. To meet this schedule, authors will be required to make revisions with minimal delay.

Review papers are comprehensive scholarly reviews that summarise and critically evaluate research in the addressed field and identify future implications. *Review Papers* may be submitted or they may be invited by the editors. They should contain no more than 5000 words (not including references, figures or tables), a summary of up to 250 words, and 4–5 keywords. (Exceptions to the length limitation will be considered by the editors if justified by the scope of the review.)

Originality and copyright To be published in *Genetics Research*, a manuscript cannot have been published previously, nor can it be under review for publication elsewhere. Papers with multiple authors are reviewed in the assumption that all authors have contributed materially to the research report, have approved the submitted manuscript and concur with its submission to *Genetics Research*. Authors of papers published in the journal assign copyright to Cambridge University Press, with certain rights reserved by the author. Before your manuscript can be accepted for publication in the journal, the corresponding author must send the signed Transfer of Copyright form to the following address: *Genetics Research*, Journals Production, Cambridge University Press, Shaftesbury Road, Cambridge CB2 8BS.

If you plan to include material that has been published elsewhere and/or is under copyright of a third party, it is the authors' responsibility to obtain permission to re-use or reproduce this material in the paper and to include necessary credits in the paper. When you submit your manuscript, please upload signed copies of any permission agreements.

Online submission All manuscripts should be submitted online at <http://www.editorialmanager.com/genetics>. Please ensure that your manuscript is uploaded in the correct file formats and using the correct journal styles. These are described in the Instructions for Contributors that can be found at www.journals.cambridge.org/grh.

Manuscript preparation and style The *Title Page* should contain the full title of the paper, the category under which the manuscript is submitted, the full names and affiliations of all authors, a short title for the running headlines (limited to 50 characters), and an email address for the corresponding author.

The *Summary* should be an unstructured abstract. It must not exceed 250 words, but it must provide the reader with a self-contained summary of the paper. It should include a brief introduction to the paper, the method, the key findings and the conclusions. A list of 4–5 keywords for indexing should follow the summary (not words that are used in your article's title).

The *Body of the Manuscript* should be broken into sections, such as the Introduction, Material and Methods, Results, Discussion, Acknowledgements, Declaration of Interest, Appendix, References. You should identify within the text where figures and tables should be inserted.

The *Acknowledgements* should list sources of financial support (including grant numbers) for all authors, credits for permission given for reproduction of third-party material, and any other acknowledgements.

In the *Declaration of Interest* section, you must report any potential conflicts of interest. Conflict of interest exists when an author has interests that might

inappropriately influence his or her judgement, even if that judgement is not influenced. Authors must disclose potentially conflicting interests so that others can make judgements about such effects. Such disclosure will not preclude publication, but it is necessary because of the potential of negative or positive bias. Authors should err on the side of full disclosure and if, authors are uncertain about what constitutes a relevant conflict, they should contact the editorial office. If there are no conflicts of interest, the section heading should be entered followed by 'None.'

The *Appendices* can be used to describe any additional material. You should use a main heading in the style '**Appendix A: A non-spatial deterministic model**'. Refer to appendices B, C etc. when there is more than one appendix. Figures, tables and equations in the appendix should be numbered in the style Figure A1, A2, Table A1, A2, Equation A1, A2 etc.

Figures, Tables and Equations All *Figure* files must be saved as TIFs, at final size and at appropriate resolution (600–1200 dpi for artwork and 300 dpi for photographs). Other file formats or figures 'pasted' into Word files are not accepted. Colour figures should be saved in CMYK (not RGB). Colour figures are published free of charge in *Genetics Research*, in both the online and the printed versions of the article. *Tables* should be placed in the main manuscript file at the end of the document, not within the main text. Each table should be placed on a separate page and its approximate position in the text must be indicated in the typescript. *Tables* must be supplied in a modifiable format, not as graphics. Type the table number and a short title at the top of the table, and place all the notes at the foot of the table. *Equations* should be typed within the manuscript in an editable format, aligned left, and each equation should be numbered. Ensure that you type mathematical symbols, not letters, and use the correct fonts for all Greek, Hebrew and script letters. The author must assume responsibility for the accuracy of complex mathematical formulae submitted.

References

Journal

Beaudoin, N., Serizet, C., Gosti, F. & Giraudat, J. Jr (2000 a). Interactions between abscisic acid. *Plant Cell* **12**, 1103–1116.
Oliver, T. R., Feingold, E., Yu, K., Cheung, V., Tinker, S., Yadav-Shah, M., Masse, N. & Sherman, S. L. (2008). New insight into human nondisjunction of chromosome 21 in oocyte. *PLoS Genetics* **4**, e1000033.

Book

Jeffreys, H. (1961). *Theory of Probability*, 3rd edn. Oxford, UK: Oxford University Press.
Goffinet, B. & Mangin, B. (1998). Testing of goodness of fit. In *Biostatistical Analysis*, p. 50. Rahway, NJ: Prentice-Hall.
Hoffman, A. A. (2000). Laboratory and field heritabilities. In *Genetic Variation in the Wild* (ed. T. A. Mousseau, B. Sinervo & J. A. Endler), pp. 200–218. New York: Oxford University Press.

Online publications

Koga, A., Sasaki, S., Naruse, K., Shimada, A. & Sakaizumi, M. (2010). Occurrence of a short variant of the *Tol2* transposable element in natural populations of the medaka fish. *Genetics Research*, published online 7 December 2010. doi: 10.1017/S0016672310000479.
Weisstein, E. W. (2005). Euler–Lagrange differential equation. Available at <http://mathworld.wolfram.com/eulerlagrangedifferentialequation.html> (accessed 10 April 2006).

PhD thesis

Yekutieli, D. (2001). Theoretical results needed for applying the false discovery rate in statistical problems. PhD thesis, Department of Statistics and Operations Research, Tel Aviv University, Tel Aviv, Israel.

Supplementary Material You must upload *Supplementary Material* at the same time that you submit your manuscript. At the head of the first page, type '*Genetics Research*', the article title, the names of the authors, and then the relevant inclusions. Although *Supplementary Material* is peer reviewed, it is not copyedited or typeset and it is loaded onto the journal's website exactly as supplied. Corrections cannot be made to the *Supplementary Material* after acceptance of the manuscript.

Ethical and Regulatory Guidelines Papers describing animal experiments must indicate that the research was approved by a Review Committee, or clearly state that the experiments were performed in accordance with accepted guidelines such as 'Guiding principles in the care and use of animals' (DHEW Publications, NIH, 80–23) or the Helsinki Declaration guidelines.

Deposition of Sequences Manuscripts will only be accepted for publication in *Genetics Research* on the understanding that protein and nucleic acid sequence data are deposited in a suitable public database, and polymorphism data is deposited in HGBASE. The corresponding accession numbers must be included in the paper. Authors must be willing to distribute freely, for academic research, any new strains, clones or antibodies that they describe. Papers describing protein or nucleic acid sequences should indicate in which public databases the sequences have been deposited.

Cambridge University Press

Printed in the UK by MPG Books Ltd

GENETICS RESEARCH

CONTENTS

ORIGINAL ARTICLES

- RWGAIM: an efficient high-dimensional random whole genome average (QTL) interval mapping approach**
Arūnas P. Verbyla, Julian D. Taylor and Klara L. Verbyla 291
- Estimation of breeding values for mean and dispersion, their variance and correlation using double hierarchical generalized linear models**
M. Felleki, D. Lee, Y. Lee, A. R. Gilmour and L. Rönnegård 307
- Testing Hardy–Weinberg disequilibrium using the generalized linear model**
Shizhong Xu 319
- Heritability of the metabolic syndrome and its components in the Tehran Lipid and Glucose Study (TLGS)**
Maryam Zarkesh, Maryam Sadat Daneshpour, Bitā Faam, Mohammad Sadegh Fallah, Nima Hosseinzadeh, Kamran Guity, Farhad Hosseinpānah, Amir Abbas Momenan and Fereidoun Azizi 331

Maternal enhancement of cytotypic regulation in *Drosophila melanogaster* by genetic interactions between telomeric *P* elements and non-telomeric transgenic *P* elements

Michael J. Simmons, Lisa M. Ragatz, Ian R. Sinclair, Michael W. Thorp, Jared T. Buschette and Craig D. Grimes 339

ABSTRACTS

- Abstracts of papers presented at the 23rd Genetics Society's Mammalian Genetics and Development Workshop held at the Institute of Child Health, University College London on 22nd November 2012** 353

Cambridge Journals Online

For further information about this journal
please go to the journal website at:
journals.cambridge.org/grh



MIX
Paper from
responsible sources
FSC® C018575

CAMBRIDGE
UNIVERSITY PRESS