

The impact of botfly parasitism on the health of the gracile mouse opossum (*Gracilinanus agilis*)

Research Article

Cite this article: Zangrandi PL, Mendonça AF, Cruz-Neto AP, Boonstra R, Vieira EM (2019). The impact of botfly parasitism on the health of the gracile mouse opossum (*Gracilinanus agilis*). *Parasitology* **146**, 1013–1021. <https://doi.org/10.1017/S003118201900026X>

Received: 8 November 2018
Revised: 13 January 2019
Accepted: 14 February 2019
First published online: 27 March 2019

Key words:

Body condition; climatic variables; *Cuterebra apicalis*; cuterebrid; Didelphidae; haematology; myiasis

Author for correspondence:

Emerson M. Vieira, E-mail: emvieira@unb.br

Priscilla Lóra Zangrandi¹, André Faria Mendonça¹, Ariovaldo Pereira Cruz-Neto², Rudy Boonstra³ and Emerson M. Vieira¹

¹Departamento de Ecologia, Laboratório de Ecologia de Vertebrados, Instituto de Ciências Biológicas, Universidade de Brasília, Brasília, Distrito Federal 70919-900, Brazil; ²Instituto de Biociências de Rio Claro, Universidade Estadual Paulista Júlio de Mesquita Filho, Avenida 24A 1515 Bela Vista, 13506-900, Rio Claro, São Paulo, Brazil and ³Department of Biological Sciences, Centre for the Neurobiology of Stress, University of Toronto Scarborough, MIC 1A4, Toronto, Canada

Abstract

Fragmented habitats generally harbour small populations that are potentially more prone to local extinctions caused by biotic factors such as parasites. We evaluated the effects of botflies (*Cuterebra apicalis*) on naturally fragmented populations of the gracile mouse opossum (*Gracilinanus agilis*). We examined how sex, food supplementation experiment, season and daily climatic variables affected body condition and haemoglobin concentration in animals that were parasitized or not by botflies. Although parasitism did not affect body condition, haemoglobin concentrations were lower in parasitized animals. Among the non-parasitized individuals, haemoglobin concentration increased with the increase of maximum temperature and the decrease of relative humidity, a climatic pattern found at the peak of the dry season. However, among parasitized animals, the opposite relationship between haemoglobin concentration and relative humidity occurred, as a consequence of parasite-induced anaemia interacting with dehydration as an additional stressor. We conclude that it is critical to assess how climate affects animal health (through blood parameters) to understand the population consequences of parasitism on the survival of individuals and hence of small population viability.

Introduction

Parasitism plays an important role in population dynamics of small mammals (Krebs, 2011). This kind of interaction can affect host population sizes by potentially reducing survival, reproduction and individual movements, and can even generate population fluctuations (Tompkins and Begon, 1999). This is specifically important for small populations as observed in patched or fragmented habitats, which are potentially more prone to local extinction (e.g. Macdonald, 1996; Allan *et al.*, 2003). On wild populations, the role of parasites as significant drivers of population-level effects on hosts and which factors influence the capacity of a parasite to cause damage to their hosts is still unclear (Watson, 2013). Moreover, parasitism is usually a neglected interaction in small mammal studies because of the difficulty in evaluating the multitude of disease effects on a population, since small mammals are generally hosts for many pathogens or parasites (e.g. Püttker *et al.*, 2008; Linardi, 2012).

Cuterebrid botflies are a common group of mammal parasites in the New World (Slansky, 2007). They cause myiasis, which is characterized by the formation of a large skin furuncle or warble containing a larva inside (Catts, 1982; Colwell, 2001; Slansky, 2007). Their larvae feed on sera and white blood cells at subdermal sites of the host, obtaining sufficient nutrients for a fast growth and development to the adult phase (Catts, 1982; Colwell, 2001). The adults, in their turn, do not interact with their hosts, since they do not oviposit on the hosts, but on substrate at sites frequented by the potential hosts (Catts, 1982). Cuterebrid botflies tend to be highly host-specific and possibly because of the parasite–host coevolution, they are considered to have little or no deleterious effect on fitness of their coevolved hosts (Catts, 1982; Slansky, 2007). However, their oviposition behaviour makes parasitism on non-coevolved hosts possible, leading to potential negative effects on these hosts, such as infection, prolonged healing of post-exit warbles, reduced survival and reproduction, and even death (Catts, 1982; Slansky, 2007).

Some studies demonstrated that cuterebrid infestation depressed survival and reproduction (e.g. Sealander, 1961; Boonstra *et al.*, 1980; Nichols, 1994), others found no effect (e.g. Bergallo *et al.*, 2000; Spessot *et al.*, 2013) and still others found beneficial effects on hosts (Goertz, 1966; Hunter *et al.*, 1972; Clark and Kaufman, 1990; Munger and Karasov, 1991; Jaffe *et al.*, 2005; Cramer and Cameron, 2006). Studies that found these positive effects suggest that they may be an artefact as parasitized individuals could have reduced movements and then reduced chances of emigration (Wecker, 1962), or just that individuals that live longer also have a longer exposure to the botfly and consequently a greater probability of being infested (Hunter *et al.*, 1972). Moreover, there is evidence for opposite effects between survival and reproduction in some

cases: even when parasitized individuals have higher survival rates, reproduction can be negatively affected through decrease in activity or success, contributing to the decline in population growth rates in years of high prevalence (Wecker, 1962; Burns *et al.*, 2005).

We investigated the effects of botfly parasitism on a neotropical marsupial – the gracile mouse opossum *Gracilinanus agilis* – in a highly seasonal environment (Brazilian Cerrado), where marked dry and wet seasons occur every year. We examined the potential cost of these parasites on host condition in a general effect, i.e. body condition, and in a specific effect through haemoglobin concentration. We predicted that both body condition and haemoglobin concentration would be lower in parasitized animals. Furthermore, to better understand the underlying factors influencing health condition, we evaluated potential effects of several factors that could interact with our main variables of interest, namely sex, food supplementation, season, daily climatic variables and time in livetraps. We predicted: (1) that females would have lower body condition and haemoglobin concentration than males, (2) that the difference in the botfly effect on individuals' health would be less pronounced in the food-supplemented areas, (3) that animals would have lower body condition and higher haemoglobin concentration in the dry season than in the wet season. We expected that females would have lower values of body condition than males due to intrinsic differences in the body mass to head-body length relationship between sexes, and lower values of haemoglobin concentration than males as observed in other small didelphid sexually dimorphic in size, the gray short-tailed opossum *Monodelphis domestica* (Evans *et al.*, 2010). We expected the difference in the botfly effect on individuals' health would be less pronounced in the manipulated areas because of the increase in resource availability comparing to the control areas. Also because of differences in resource availability, we expected that the body condition would be lower in the dry season than in the wet season. Moreover, haemoglobin concentration would be higher during the former mainly due to dehydration. We also tested for differences between the seasons directly using daily climatic variables.

Materials and methods

Natural history

Gracilinanus agilis (Burmeister 1854) is a nocturnal, solitary and scansorial mouse opossum of the family Didelphidae. It inhabits mainly forested areas in central Brazil, eastern Peru, eastern Bolivia, Paraguay, Uruguay and northern Argentina (Creighton and Gardner, 2007). Its diet is composed of fruits, invertebrates and small vertebrates (Bocchiglieri *et al.*, 2010; Camargo *et al.*, 2014). It is sexually dimorphic in size (females = 13–25 g, males = 15–40 g; Costa *et al.*, 2003) and has a synchronized reproduction from the end of the dry season (August–September) until the adult population reduction (December–January) (Aragona and Marinho-Filho, 2009; Andreazzi *et al.*, 2011), as observed in the study area (Mendonça *et al.*, 2015). Populations of this species may have semelparous (Lopes and Leiner, 2015; Puida and Paglia, 2015) or partially semelparous (Martins *et al.*, 2006) reproductive strategies.

The botfly *Cuterebra apicalis* occurs from Mexico to Argentina (Twigg, 1965; Papavero and Guimarães, 2009), and parasitizes the gracile mouse opossum (Pujol-Luz *et al.*, 2004; Cansi, 2011a) and at least 20 other mammal species, including 17 native and three introduced ones (the Norway rat *Rattus norvegicus*, the black rat *R. rattus* and the domestic dog *Canis lupus familiaris*) (Forattini and Lenko, 1959; Twigg, 1965; Everard and Aitken, 1972; Led *et al.*, 1976; Mello, 1978; Leite and Williams, 1988; Bossi and

Bergallo, 1992; Vieira, 1993; Guimarães and Papavero, 1999; Pinto and Claps, 2005; Cansi, 2011b; a complete list of *C. apicalis* hosts is in Supplementary Material Table S1). The period of development within a typical host (*Cerradomys subflavus*) is 21–26 days (Leite and Williams, 1988).

Study area

We collected field data in four patches of *cerradão* (savannah woodland) in central Brazil. The *cerradão* is a xeromorphic forest-like physiognomy of the Cerrado, with a canopy height varying from 8 to 12 m, and a canopy cover ranging from 50 to 90% (Oliveira-Filho *et al.*, 2002). The climate is tropical savannah (Aw: Köppen-Geiger classification; Kottek *et al.*, 2006), with the dry season between May and September and the wet season between October and April (Eiten, 1972). Three sites (JB1 – 23.83R ha, JB2 – 27.33 ha, JB4 – 3.32 ha) were located at the Botanical Garden of Brasília (15°52'S, 47°50'W) and one site (FAL – 7.53 ha) at the Ecological and Agricultural Field Station of the University of Brasília (15°58'S, 47°59'W), located approximately 25 km SW of Brasília, Federal District, Brazil. A food supplementation experiment was carried out in two (JB2 and JB4) of our four grids. In each of these grids we provided milled cat food every 2–3 weeks through feeders evenly distributed in the understory as well as in an additional buffer (see Mendonça *et al.*, 2017 for details).

Data collection

We set four 1.44 ha trapping grids (120 m × 120 m), each comprising 81 capture stations 15 m apart. Each capture station had one Sherman live trap on the ground and one on a tree branch (1.5–2.0 m), but only the trap placed in the understory had a timer. Traps were baited with a mixture of banana, peanut butter, maize flour, cod liver oil and vanilla essence. We trapped each grid for eight six-night capture sessions from April 2015 to December 2016. Opossums were marked with tags in both ears to avoid losing identification (model 1005-1; National Band and Tag, Newport, Kentucky). We recorded the individual number, species, sex and botfly occurrence for each capture, but body mass (to the nearest 0.1 g) and head-body length (to the nearest mm) for only the first capture of each session.

We considered the individual parasitized if the presence of a botfly larvae was confirmed or if it had a characteristic scar tissue indicating recent larvae emergence. Most cuterebrids occurred singly in the abdomen or on the back. We usually removed and weighed (to the nearest 0.1 g) the mature larvae. These were maintained in vials covered with gauze and containing moist sawdust until the flies emerged. All individuals that emerged were identified as *C. apicalis*, and this validated previous research (Pujol-Luz *et al.*, 2004; Cansi, 2011a).

We collected the blood sample from the individuals only once in each capture session by submandibular bleeding using an insulin (8 mm × 0.3 mm; 30 G) needle, dispensing the need for anaesthesia (Hoff, 2000; Golde *et al.*, 2005). Haemoglobin concentration (g dL⁻¹) was determined immediately with a portable haemoglobin analyser (Hemo Vet; EKF Diagnostics) with 5 µL of blood. Although haematocrit is the primary value for interpretation in the field of veterinary medicine, haemoglobin concentration is more accurate than haematocrit when both blood parameters are calculated by an automated counter (Thrall, 2012).

We obtained daily climatic data (maximum temperature, minimum temperature, precipitation and relative humidity) from the meteorological station at the Roncador Ecological Reserve (RECOR/IBGE). The four grids were in a sufficiently short

distance from one another (800 m–15.5 km) that we assumed the same climate affected all grids.

Data analysis

We considered only one record of each individual during the entire study period for the analysis, not necessarily the first record of each animal. Since we had more records of non-parasitized than parasitized individuals, and more parasitized in the wet season than in the dry season, we tried to keep groups more balanced giving preference to records of parasitized individuals in the dry season.

We evaluated body condition using the scaled mass index (SMI) method (Peig and Green, 2009, 2010). SMI is the body mass of an individual standardized to the mean body size of all individuals from the same body mass to head–body length relationship (Peig and Green, 2009, 2010). We calculated the final body mass subtracting the mass of the ear-tags (0.5 g) when the animals were already marked, and the weight of botfly larvae in cases when the animals were infected. We used an average larva weight (1.675 g) based on field data when we did not have the exact information. We were not concerned about number of larvae occurring in the same host for calculating the average weight since we observed a lower mass of each larva in cases of multiple infections, so that the total mass was similar to cases of infection by a single bot. We tested for between-sex differences in the linear regressions of log body mass against log head–body length, as *G. agilis* is sexually dimorphic in size, before deciding for the calculation of SMI based on all individuals together or separated by sex.

First, we used random forest analyses to evaluate the relative importance of different variables, choosing a subset based on the per cent increase in mean square error (MSE) to reduce the number of models for further selection. Random forest is an ensemble learning method that combines many decision trees by repeatedly resampling data with replacement, helping to avoid overfitting and accounting for collinearity among variables (Cutler *et al.*, 2007). The random forests algorithm performs a random selection of features to split each node and differs from bootstrap aggregating, or bagging, which uses an ordinary bootstrap sample of the entire feature set (Breiman, 2001). The percentage increase in MSE reflects the importance of a variable because it is the error that would result for the out-of-bag data from the removal of the given variable (De'ath and Fabricius, 2000; Calle and Urrea, 2010).

We checked the response variables haemoglobin concentration (Hb) and body condition (SMI) for normality and homoscedasticity. The tested explanatory variables were parasitism by *C. apicalis* (Botfly), supplementation experiment (Suppl – control/manipulated areas), climatic season (Season – dry/wet), area (four grids), sex (females and males), time inside trap (Time – in minutes) and the climatic variables: maximum temperature (Max.Temp), minimum temperature (Min.Temp), precipitation (Precip) and relative humidity (Humidity). For the response variable body condition (SMI), the explanatory variable sex was not included in the random forest (but was in all models from the model selection) since the index was previously calculated separately for females and males. Spearman correlations were performed between the four daily climatic variables before model analyses. We considered only the pairs including daily maximum temperature together in the same model because all other pairs had a moderate-to-high correlation (>0.40).

We evaluated the plausibility of the candidate models based on the Akaike's information criterion corrected for small samples (AICc; Burnham and Anderson, 2002). We used for comparisons the AICc difference between models and the one with the lowest value (Δ AICc), and Akaike weight (w), which reflects the relative

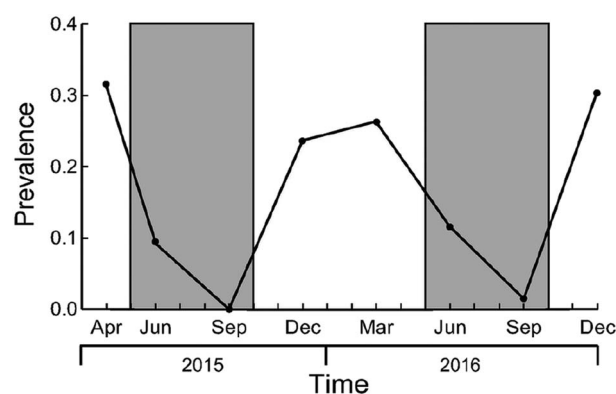


Fig. 1. Prevalence of *Cuterebra apicalis* botflies in the marsupial *Gracilinanus agilis* during the haemoglobin study in four patches of cerrado from April 2015 to December 2016. Gray bars represent dry seasons.

Table 1. Model selection of the linear models of natural log of body mass (Mi) against natural log of head–body length (Li) with and without the effect of sex

Models	K	AICc	Δ AICc	w	LL
$\ln(\text{Mi}) \sim \ln(\text{Li})$ *Sex	5	–419.39	0.00	0.96	214.77
$\ln(\text{Mi}) \sim \ln(\text{Li})$	3	–412.82	6.57	0.04	209.44

K is the number of parameters, AICc is the Akaike's information criterion corrected for small samples, Δ AICc is the difference of AICc value to the best model, w is the Akaike weight, LL is the log likelihood of the model.

evidence of fit of a model to the data, proportional to the candidate set of models (Burnham and Anderson, 2002). We used model averaged estimates to calculate predicted values of the response variables and plot them against the variables from the best models. Analyses were run using 'randomForest' (Liaw and Wiener, 2002), lme4 (Bates *et al.*, 2015) and MuMIn (Bartoń, 2018) packages in R, version 3.4.2 (R Core Team, 2017).

Results

From April 2015 to December 2016, we obtained 2073 captures of 555 *G. agilis* individuals, and detected botfly larva on 169 individuals (30.5%). The highest prevalence rates (number of infected individuals/total number of individuals) were in April 2015 (31.5%) and December 2016 (30.3%), and the lowest in September of both years (0% in 2015 and 1.4% in 2016; Fig. 1). Considering all captures, in 87.6% of the cases the parasitized opossums had one larva, 8.6% had two, 3.2% three and 0.5% four. Only 16 individuals (9.5%) were parasitized more than once during this period.

Mean haemoglobin concentration (Hb) for the species was 14.0 ± 2.1 g dL⁻¹, from a total of 405 records, 306 records of non-parasitized (mean Hb = 14.5 ± 1.7 g dL⁻¹) and 99 records of parasitized individuals (mean Hb = 12.3 ± 2.1 g dL⁻¹; Supplementary Material Table S2). Mean body condition (SMI) was 18.8 ± 3.5 g from 400 records, 304 records of non-parasitized (mean SMI = 18.7 ± 3.5 g) and 96 records of parasitized individuals (mean SMI = 19.1 ± 3.8 g). We removed two animals that had no value of head–body length, and three outliers were considered as wrong measures. We calculated SMI for females and males separately since model selection for body mass to head–body length relationship resulted in the model including interaction with sex accounting for an Akaike weight of 0.96 and the model without sex, only 0.04 (Table 1).

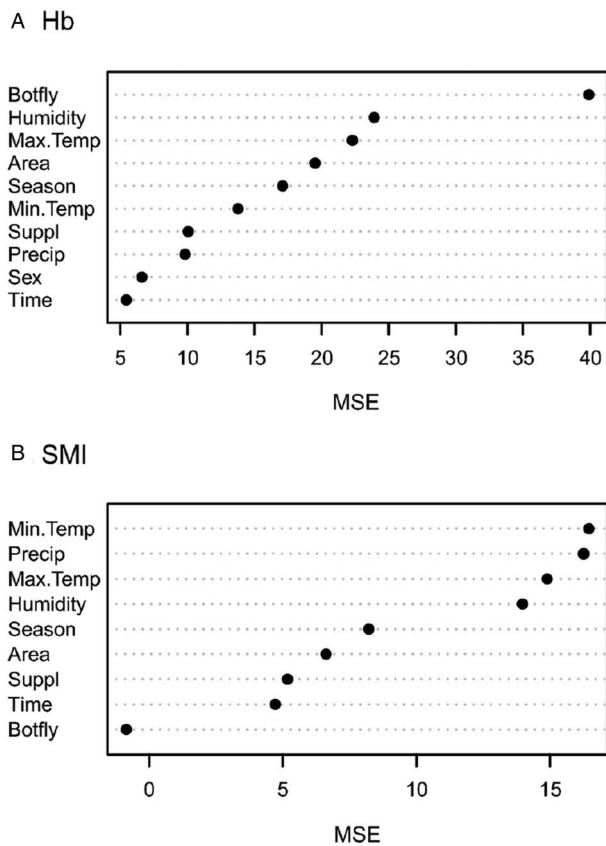


Fig. 2. Variable importance plot resulting from the random forest analyses of the effects on haemoglobin concentration (Hb) and body condition (SMI). Variables were ranked with regard to importance on the y-axis. MSE is the percentage increase in mean square error. The explanatory variables were parasitism by botflies (*C. apicalis*), food supplementation (Suppl – control/experiment), climatic season (Season – dry/wet), area (four grids), sex (females and males), time inside trap (Time – in minutes) and the daily climatic variables: maximum temperature (Max.Temp), minimum temperature (Min.Temp), precipitation (Precip) and relative humidity (Humidity).

The most important variable for determining Hb was botfly occurrence, followed by daily relative humidity and daily maximum temperature (Fig. 2). In contrast, parasitism was the least important variable for SMI, with a negative percentage increase in MSE, meaning error actually decreased when this variable was permuted. All four daily climatic variables were selected as the most important variables for SMI. Time inside trap was the last one in the Hb ranking and the second-last in SMI ranking. The supplementation of food was also of minor importance for both response variables.

Since parasitism was the most important variable for determining Hb and directly related to our main prediction, in the model selection we only built simple, additive and multiplicative models including this factor, totaling nine models (Table 2). The two first-ranked models had Hb varying with maximum temperature and relative humidity, both with interaction of parasitism and humidity, and either by additive or multiplicative combination of parasitism and maximum temperature. We selected only these two for model averaging because they summed a cumulative weight of 0.99.

Estimates of Hb were lower for parasitized than non-parasitized individuals trapped under same conditions (Fig. 3, Supplementary Material Table S3). Both groups had an increase in Hb with increasing maximum temperature. Haemoglobin decreased with increasing humidity among non-parasitized individuals, but increased with increasing humidity among parasitized individuals. Thus, Hb of parasitized individuals was closer to that

of non-parasitized ones when humidity was high and differed from them when humidity was low.

We had a set of 11 candidate models for SMI model selection (Table 3). Since SMI was calculated separately for each sex, we had to account for this variable in all models of the model selection to treat the groups independently. We only joined maximum temperature with other climatic variables together in the same models. The two best models had SMI varying with maximum and minimum temperatures, and together had a cumulative weight of 0.80. Model averaged estimates from selected models showed a slight positive slope for the relationship between SMI and minimum temperature and negative relationship between SMI and maximum temperature (Fig. 4, Supplementary Material Table S4).

Discussion

Our study was the first one to investigate the effects of botfly parasitism on the health of a neotropical marsupial. Our main hypotheses and predictions were partially supported, that the haemoglobin concentrations were lower when *G. agilis* individuals were parasitized by the botfly *C. apicalis*. However, body condition did not differ between parasitized and non-parasitized animals.

Our results suggest that the presence of botfly larvae leads to a certain degree of anaemia and this has also been seen in previous studies with rodents (Sealander, 1961; Dunaway *et al.*, 1967; Bennett, 1973; Hunter and Webster, 1974). Anaemia is a considerable reduction in the red blood cells, caused by either abnormal loss or decreased production, and leads to a deficiency in oxygen transport (Campbell, 2015). Even though cuterebrid botflies feed on the host's interstitial fluid instead of its blood (Hunter and Webster, 1974), anaemia is probably a consequence of meaningful physiological stress (Nichols, 1994).

The model selection indicated daily climatic variables as important for explaining body condition and haemoglobin concentration. Among the non-parasitized individuals, predicted haemoglobin increased with the increase of the maximum temperature and the decrease of the relative humidity, a pattern found at the peak of the dry season. As expected, it appears that animals were dehydrated on the hottest and driest days. The evaporative water loss rate of *G. agilis*, rate at which the individual loses water through respiration, increases linearly with environmental temperature (Cooper *et al.*, 2009). During the dry seasons of 2015 and 2016, we commonly observed individuals with sunken eyes, and even with a gap between the eyeball and the surrounding tissue, which is a symptom of 8–12% of dehydration in mammals (Silverstein and Campbell, 2012; Donohoe, 2016).

The responses of the parasitized individuals to the environmental variables differed from those of the non-parasitized ones. The relationship between Hb and daily maximum temperature was similar but with lower values for the parasitized animals. For daily relative humidity, however, we detected an opposite pattern: haemoglobin increased with increasing humidity. This pattern is counterintuitive because anaemia and dehydration alone show opposite effects, and we would expect anaemia being masked by dehydration, as observed in dogs and cats clinical cases (Lynch *et al.*, 2016). It seems there was a synergistic effect, in which the effect of botfly parasitism was much more pronounced in face of an additional stressor, dehydration. Botflies are estimated to be approximately 80% water (Smith, 1977), so this uptake during larvae fast growth could be challenging for the hosts in times of water limitation. Interactions between the effect of botfly and an environmental stress were also observed regarding higher trap mortality of *Peromyscus eremicus* during cold nights in a desert climate (Nichols, 1994), and lower winter

Table 2. Model selection of the haemoglobin concentration of *Gracilinanus agilis* as a function of parasitism (Botfly), daily maximum temperature (Max.Temp) and daily relative humidity (Humid)

Models	K	AICc	Δ AICc	w	LL
Botfly + Max.Temp + Humid + Botfly*Humid	6	1590.70	0.00	0.68	-789.24
Botfly + Max.Temp + Humid + Botfly*Max.Temp + Botfly*Humid	7	1592.24	1.54	0.31	-788.98
Botfly + Max.Temp + Humid	5	1600.80	10.10	0.00	-795.32
Botfly + Humid + Botfly*Humid	5	1601.83	11.13	0.00	-795.84
Botfly + Max.Temp + Humid + Botfly*Max.Temp	6	1602.70	12.00	0.00	-795.24
Botfly + Max.Temp	4	1606.27	15.58	0.00	-799.09
Botfly + Max.Temp + Botfly*Max.Temp	5	1607.70	17.00	0.00	-798.77
Botfly + Humid	4	1614.05	23.35	0.00	-802.97
Botfly	3	1640.02	49.33	0.00	-816.98

K is the number of parameters, AICc is the Akaike's information criterion corrected for small samples, Δ AICc is the difference of AICc value to the best model, w is the Akaike weight, LL is the loglikelihood of the model. The signals + and * indicate the additive and the multiplicative effects between variables.

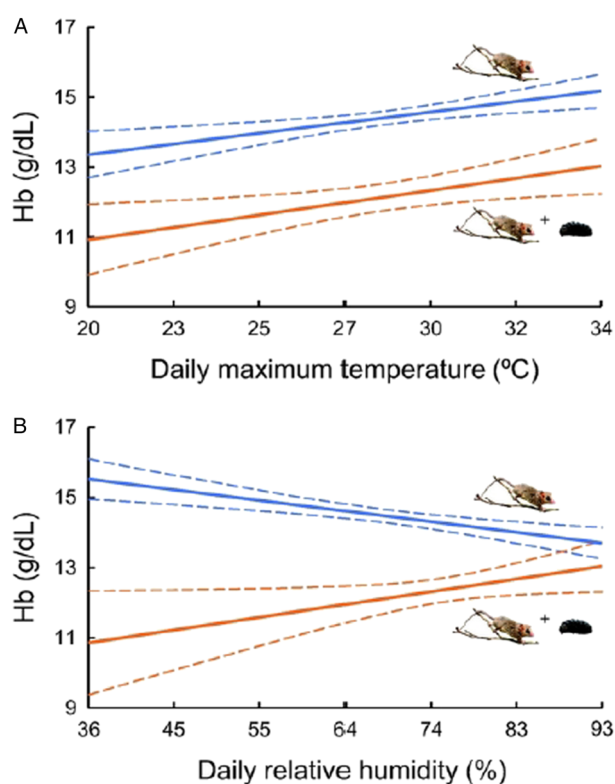


Fig. 3. Estimates of haemoglobin concentration of *Gracilinanus agilis* (Hb; solid lines) and 95% confidence limits (dashed lines) obtained from model averaging the two first models of the candidate set and varying with daily maximum temperature (A) and relative humidity (B) for the non-parasitized (blue) and parasitized (orange) individuals. Daily relative humidity was maintained constant at its mean (69.8%) in (A) and daily maximum temperature was maintained constant at its mean (28.5°C) in (B).

survival for a thermoregulation-deficient rodent (*Akodon azarae*; Zuleta and Vignau, 1990). Although temperatures have an effect on *G. agilis* activity (Vieira *et al.*, 2017), low nocturnal temperature was not a key environmental stressor in our study, probably because this marsupial faces less harsh minimum temperatures than those that occur in desert during night and also because it can enter in torpor.

Nevertheless, this synergistic effect between anaemia and dehydration would probably cause a minor effect on the host populations because the presence of botflies seems to injure more the hosts with the extra physiological stress in September, during the peak of the dry season, when prevalence reaches its

lowest values. However, botfly parasitism has the potential to have a major effect on small mammal populations, especially the ones isolated in patches, in face of climate change towards more occurrence of days under drought conditions in central Brazil (Dai, 2011; Bustamante *et al.*, 2012; Prudhomme *et al.*, 2014).

We did not find between-sex differences in haemoglobin concentration of *G. agilis*. For other small didelphid (the short-tailed opossum *M. domestica*), however, an opposite pattern was reported, in which haemoglobin concentration of males was 8% greater than females (Evans *et al.*, 2010). Mean Hb of *G. agilis* was close to the overall values reported for *M. domestica* (13.0 g dL⁻¹, range 12.2–13.8 g dL⁻¹), but lower than those reported for dasyurid marsupials (Australian mouse-like marsupials) of similar size (Clark, 2004).

Our results indicated that potential deleterious effects of botfly parasitism on marsupial host are not apparent through evaluation of body condition. This parameter is assumed to be an indicator of health since it would reflect body fat reserves or lean muscle mass of the individuals. There is still much controversy regarding the validity of those assumptions (Schulte-Hostedde *et al.*, 2001; Wilder *et al.*, 2016) and which of the many available indices must be used (Jakob *et al.*, 1996; Peig and Green, 2009, 2010; Labocha *et al.*, 2014). Body condition, however, is still widely used in ecological studies for its practicality and for being a non-invasive approach.

Although some studies investigating the effects of cuterebrid botflies recorded body mass loss (Dunaway *et al.*, 1967; Smith, 1978), others found that individuals had the same or a better condition when parasitized (Bergallo *et al.*, 2000; Cramer and Cameron, 2006) or a faster growth in smaller animals (Boonstra *et al.*, 1980). In laboratory experiments, the host changes from losing weight to increasing food intake during the period of infestation to compensate for the food reserves drainage (Hunter and Webster, 1974). This shift occurs at the time the botfly larva needs to grow rapidly to a large size (many thousand-fold), and it continues to cause protein deficiency and to alter the host blood pattern (Hunter and Webster, 1974). Therefore, unless there is no food limitation in the field, wild individuals would show the same pattern of change in weight of their counterparts in the laboratory.

Most of the records of parasitism by *C. apicalis* in our study area occurred with gracile mouse opossum, which is an indication of high specificity of the botfly. The position of the larvae, however, varied in their body. For the 165 individuals whose information about the position of larvae was recorded, in 86.3% of cases

Table 3. Model selection of the body condition index of *Gracilinanus agilis* as a function of sex, daily maximum temperature (Max.Temp), daily minimum temperature (Min.Temp), daily relative humidity (Humid) and daily precipitation (Precip)

Models	K	AICc	Δ AICc	w	LL
Sex + Max.Temp + Min.Temp	5	2071.22	0.00	0.51	-1030.53
Sex + Max.Temp + Min.Temp + Max.Temp*Min.Temp	6	2072.30	1.08	0.29	-1030.04
Sex + Humid	4	2074.66	3.44	0.09	-1033.28
Sex + Min.Temp	4	2075.75	4.54	0.05	-1033.83
Sex + Max.Temp + Humid	5	2076.62	5.40	0.03	-1033.23
Sex + + Max.Temp + Humid + Max.Temp*Humid	6	2078.63	7.41	0.01	-1033.21
Sex + Precip	4	2080.92	9.71	0.00	-1036.41
Sex + Max.Temp + Precip	5	2081.77	10.55	0.00	-1035.81
Sex	3	2081.94	10.73	0.00	-1037.94
Sex + Max.Temp	4	2082.37	11.16	0.00	-1037.14
Sex + Max.Temp + Precip + Max.Temp*Precip	6	2082.55	11.34	0.00	-1035.17

K is the number of parameters, AICc is the Akaike's information criterion corrected for small samples, Δ AICc is the difference of AICc value to the best model, w is the Akaike weight, LL is the log likelihood of the model. The signals + and * indicate the additive and the multiplicative effects between variables.

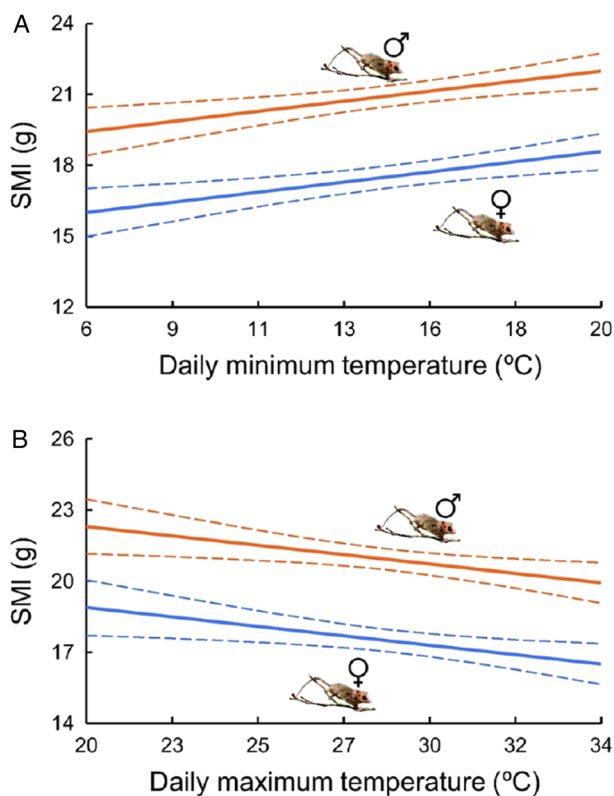


Fig. 4. Estimates of body condition indexes of *Gracilinanus agilis* (SMI; solid lines) and 95% confidence limits (dashed lines) obtained from model averaging the two first models of the candidate set and varying with daily minimum (A) and maximum temperatures (B) for males and females. Daily maximum temperature was maintained constant at its mean (28.5 °C) in (A) and daily minimum temperature was maintained constant at its mean (14.4 °C) in (B).

the larvae were located in an abdominal position at the host body and only 1.4% of cases in an inguinal position. The remainder were lateral, dorsal, pectoral and even in the region of the throat. Warble site specificity is characteristic of botflies in their native hosts (but appears less defined in secondary hosts; Hunter and Webster, 1973; Boonstra *et al.*, 1980; Slansky, 2007). For *G. agilis*, even considering that in most cases the warbles were located on the abdominal position, it is not clear if the marsupial can be considered a typical host for *C. apicalis*.

The variables daily minimum and maximum temperatures, although selected for being related with body condition of *G. agilis*, are unlikely to represent a major effect for two reasons. Firstly, those climatic variables had low values of the percentage increase in MSE. Secondly, the predicted body condition indices from the model averaging had a small range of variation in relation to both temperature amplitudes. The possible explanation for the slight negative relationship between maximum temperature and body condition is the same as mentioned previously regarding Hb, related to the increase in water loss through respiration with increasing temperatures. Moreover, the positive relationship between minimum temperature and body condition could be explained by the increase in respiratory frequency and oxygen consumption with the decrease in temperature (Cooper *et al.*, 2009). These relationships, however, do not occur in torpid animals. During torpor, body temperature can drop to 14.6 °C (at 12 °C), which results in absolute energy and water savings (Cooper *et al.*, 2009).

Contrary to our predictions, the relevance of the variable food supplementation was very low, both for haemoglobin concentration and body condition. We expected that the areas with artificial increase in food resource would have animals with better body condition, as observed in other studies with small mammals (Boutin, 1990; Prevedello *et al.*, 2013). We even predicted that the individuals from areas subject to food supplementation would show a less pronounced effect of the botfly parasitism than the ones from the non-manipulated areas, as more resources and consequent better nutrition might enhance host immune defence by increasing pathogen clearance or resistance to infection (Becker *et al.*, 2018). In our study, it is possible that an increase in host density in areas with artificial food addition would maintain the available energy per individual somewhat similar in comparison to control areas. Also, we expected that the degree of dehydration would increase with the time spent by the animals inside traps, reducing the plasma volume in the blood and consequently increasing the red blood cell concentration (Buffenstein *et al.*, 1999; Fletcher and Boonstra, 2006), which did not occur, either.

In conclusion, our results indicated that the mouse opossum *G. agilis* was affected by the botfly parasitism by *C. apicalis*, even though the effect is not apparent on the body condition. Erythrocyte metrics such as haemoglobin concentration can detect changes in population health when they are not evident

in the demographic parameters (Johnstone *et al.*, 2015), and that extends to mass/length data. Parasitized animals seem to conceal the nutrient deficiency with the increase in food intake, maintaining or even gaining weight. We demonstrated that the effect of myiasis could be magnified by environmental stressors and such relationship may be critical for the maintenance of populations in small forest patches such as the woodland savannah (*cerradão*).

Supplementary material. The supplementary material for this article can be found at <https://doi.org/10.1017/S003118201900026X>.

Author ORCIDs. Priscilla Lóra Zangrandi, 0000-0003-1406-944X; André Faria Mendonça, 0000-0002-8248-0639; Emerson M. Vieira, 0000-0003-3488-621X

Acknowledgements. We are thankful to all undergraduate and graduate students who provided valuable help in our fieldwork. We thank the permission granted by the Botanic Garden of Brasília (JBB) and the Ecological and Agricultural Field Station of the University of Brasília (Fazenda Água Limpa – FAL/UnB) to our fieldwork. We also thank Nicholas F. de Camargo for the picture of the *G. agilis* for the figures and José Roberto Pujol-Luz for the species identification of the collected botfly specimens.

Financial support. This work was supported by grant from the Brazilian State Funding Agency of Federal District to EMV (FAPDF – 193.000.914/2015) and from State Funding Agency of São Paulo to APC-N (FAPESP – 2014/16320-7). While conducting this study PLZ received a scholarship from the National Council for Scientific and Technological Development (CNPq); EMV received a personal research grant from CNPq (No 308992/2013-0); and AFM received a post-doctoral fellowship from the Brazilian Federal Agency for Support and Evaluation of Graduate Education (PNPD/CAPES).

Ethical standards. All field methods were approved by the Institutional Animal Care and Use Committee of the University of Brasília (CEUA – UnB; No. 62274/2015) and complied with the requirements of The Brazilian Institute for the Environment and Natural Resources (IBAMA) (Permit No. 15424-1, IBAMA Registration No. 15778628). Permissions for field data collections were given by the director of the Ecological and Agricultural Field Station of the University of Brasília (FAL), José Mauro da Silva Diogo, and by the technical and scientific superintendent of the Botanical Garden of Brasília, Vânia de Araújo Soares. The field studies did not involve endangered or protected species.

Conflict of interest. None.

References

- Allan BF, Keasing F and Ostfeld RS (2003) Effect of forest fragmentation on Lyme disease risk. *Conservation Biology* **17**, 267–272.
- Andreazzi CS, Rademaker V, Gentile R, Herrera HM, Jansen AM and D'Andrea PS (2011) Population ecology of small rodents and marsupials in a semi-deciduous tropical forest of the southeast Pantanal, Brazil. *Zoologia* **28**, 762–770.
- Aragona M and Marinho-Filho J (2009) História natural e biologia reprodutiva de marsupiais no Pantanal, Mato Grosso, Brasil. *Zoologia* **26**, 220–230.
- Bartón K (2018) MuMIn: multi-model inference. R package version 1.42.1.
- Bates D, Maechler M, Bolker B and Walker S (2015) Fitting linear mixed-effects models using lme4. *Journal of Statistical Software* **67**, 1–48.
- Becker DJ, Streicker DG and Altizer S (2018) Using host species traits to understand the consequences of resource provisioning for host–parasite interactions. *Journal of Animal Ecology* **87**, 511–525.
- Bennett GF (1973) Some effects of *Cuterebra emasculator* Fitch (Diptera: Cuterebridae) on the blood and activity of its host, the eastern chipmunk. *Journal of Wildlife Diseases* **9**, 85–93.
- Bergallo HG, Martins-Hatano F, Juca N and Gettinger D (2000) The effect of botfly parasitism of *Metacuterebra apicalis* (Diptera) on reproduction, survival and general health of *Oryzomys russatus* (Rodentia), in Southeastern Brazil. *Mammalia* **64**, 439–446.
- Bocchiglieri A, Mendonça AF and Campos JJB (2010) Diet composition of *Gracilinanus agilis* (Didelphimorphia, Didelphidae) in dry woodland areas of Cerrado in central Brazil. *Mammalia* **74**, 225–227.
- Boonstra R, Krebs CJ and Beacham T (1980) Impact of botfly parasitism on *Microtus townsendii* populations. *Canadian Journal of Zoology* **58**, 1683–1692.
- Bossi DEP and Bergallo HG (1992) Parasitism by cuterebrid botflies (*Metacuterebra apicalis*) in *Oryzomys nitidus* (Rodentia: Cricetidae) and *Metachirus nudicaudatus* (Marsupialia: Didelphidae) in a southeastern Brazilian rain forest. *Journal of Parasitology* **78**, 142–145.
- Boutin S (1990) Food supplementation experiments with terrestrial vertebrates: patterns, problems, and the future. *Canadian Journal of Zoology* **68**, 203–220.
- Breiman L (2001) Random forests. *Machine Learning* **45**, 5–32.
- Buffenstein R, Maloney SK and Bronner GN (1999) Seasonal and daily variation in blood and urine concentrations of free-ranging Angolan free-tailed bats (*Mops condylurus*) in hot roosts in Southern Africa. *South African Journal of Zoology* **34**, 11–18.
- Burnham KP and Anderson DR (2002) *Model Selection and Multimodel Inference: A Practical Information-Theoretic Approach*, 2nd Edn. New York, USA: Springer-Verlag.
- Burns CE, Goodwin BJ and Ostfeld RS (2005) A prescription for longer life? Bot fly parasitism of the white-footed mouse. *Ecology* **86**, 753–761.
- Bustamante M, Nardoto G, Pinto A, Resende J, Takahashi F and Vieira L (2012) Potential impacts of climate change on biogeochemical functioning of Cerrado ecosystems. *Brazilian Journal of Biology* **72**, 655–671.
- Calle ML and Urrea V (2010) Letter to the editor: stability of Random Forest importance measures. *Briefings in Bioinformatics* **12**, 86–89.
- Camargo NF, Ribeiro JF, Camargo AJA and Vieira EM (2014) Diet of the gracile mouse opossum *Gracilinanus agilis* (Didelphimorphia: Didelphidae) in a neotropical savanna: intraspecific variation and resource selection. *Acta Theriologica* **59**, 183–191.
- Campbell TW (2015) *Exotic Animal Hematology and Cytology*, 4th Edn. Hoboken, USA: Wiley-Blackwell.
- Cansi ER (2011a) Caracterização das miases em animais nas cidades de Brasília (Distrito Federal) e Formosa (Goiás) (PhD thesis). Universidade de Brasília, Brasília, Brazil.
- Cansi ER (2011b) Registro de miase por *Cuterebra apicalis* em cão doméstico na região Central do Brasil. *Acta Scientiae Veterinariae* **39**, 1–4.
- Catts EP (1982) Biology of New World bot flies: Cuterebridae. *Annual Review of Entomology* **27**, 313–338.
- Clark P (2004) *Haematology of Australian Mammals*. Collingwood, Australia: CSIRO Publishing.
- Clark BK and Kaufman DW (1990) Prevalence of botfly (*Cuterebra* sp.) parasitism in populations of small mammals in eastern Kansas. *The American Midland Naturalist* **124**, 22–30.
- Colwell DD (2001) Bot flies and warble flies (Order Diptera: Family Oestridae). In Samuel WM, Pybus MJ and Kocan AA (eds), *Parasitic Diseases of Wild Mammals*. Ames, USA: Iowa State University Press, pp. 46–71.
- Cooper CE, Withers PC and Cruz-Neto AP (2009) Metabolic, ventilatory, and hygric physiology of the gracile mouse opossum (*Gracilinanus agilis*). *Physiological and Biochemical Zoology* **82**, 153–162.
- Costa LP, Leite YL and Patton JL (2003) Phylogeography and systematic notes on two species of gracile mouse opossums, genus *Gracilinanus* (marsupialia: Didelphidae) from Brazil. *Proceedings of the Biological Society of Washington* **116**, 275–292.
- Cramer MJ and Cameron GN (2006) Effects of bot fly (*Cuterebra fontinella*) parasitism on a population of white-footed mice (*Peromyscus leucopus*). *Journal of Mammalogy* **87**, 1103–1111.
- Creighton GK and Gardner AL (2007) Genus gracilinanus. In Gardner A (ed.) *Mammals of South America. Vol. 1. Marsupials, Xenarthrans, Shrews, and Bats*. Chicago, USA: The University of Chicago Press, pp. 43–50. doi: 10.7208/chicago/9780226282428.001.0001.
- Cutler RD, Edwards Jr TC, Beard KH, Cutler A, Hess KT, Gibson J and Lawler JJ (2007) Random forests for classification in ecology. *Ecology* **88**, 2783–2792.
- Dai A (2011) Drought under global warming: a review. *Wiley Interdisciplinary Reviews: Climate Change* **2**, 45–65.
- De'ath G and Fabricius KE (2000) Classification and regression trees: a powerful yet simple technique for ecological data analysis. *Ecology* **81**, 3178–3192.
- Donohoe C (2016) Fluid therapy. In Battaglia AM and Steele AM (eds), *Small Animal Emergency and Critical Care for Veterinary Technicians*. St. Louis, USA: Elsevier Inc., pp. 61–77.
- Dunaway PB, Payne JA, Lewis LL and Story J (1967) Incidence and effects of *Cuterebra* in *Peromyscus*. *Journal of Mammalogy* **48**, 38–51.
- Eiten G (1972) The cerrado vegetation of Brazil. *The Botanical Review* **38**, 201–338.

- Evans KD, Hewett TA, Clayton CJ, Krubitzer LA and Griffey SM (2010) Normal organ weights, serum chemistry, hematology, and cecal and nasopharyngeal bacterial cultures in the gray short-tailed opossum (*Monodelphis domestica*). *Journal of the American Association for Laboratory Animal Science* **49**, 401–406.
- Everard COR and Aitken THG (1972) Cuterebrid flies from small mammals in Trinidad. *Journal of Parasitology* **58**, 189–190.
- Fletcher QE and Boonstra R (2006) Impact of live trapping on the stress response of the meadow vole (*Microtus pennsylvanicus*). *Journal of Zoology* **270**, 473–478.
- Forattini OP and Lenko K (1959) Nota biológica sobre *Metacuterebra apicalis* (Guérin, 1829/38) (Diptera, Cuterebridae). *Arquivos da Faculdade de Higiene e Saúde Pública da Universidade de São Paulo* **13**, 155–158.
- Goertz JW (1966) Incidence of warbles in some Oklahoma rodents. *The American Midland Naturalist* **75**, 242–245.
- Golde WT, Gollobin P and Rodriguez LL (2005) A rapid, simple, and humane method for submandibular bleeding of mice using a lancet. *Lab Animal* **34**, 39–43.
- Guimarães JH and Papavero N (1999) *Myiasis in Man and Animals in the Neotropical Region. Bibliographic Database*. São Paulo, Brazil: Editora Plêiade/Fapesp.
- Hoff J (2000) Methods of blood collection in the mouse. *Lab Animal* **29**, 47–53.
- Hunter DM and Webster JM (1973) Determination of the migratory route of botfly larvae, *Cuterebra grisea* (Diptera: Cuterebridae) in deermice. *International Journal for Parasitology* **3**, 311–316.
- Hunter DM and Webster JM (1974) Effects of cuterebrid larval parasitism on deer-mouse metabolism. *Canadian Journal of Zoology* **52**, 209–217.
- Hunter DM, Sadleir RMFS and Webster JM (1972) Studies on the ecology of cuterebrid parasitism in deermice. *Canadian Journal of Zoology* **50**, 25–29.
- Jaffe G, Zegers DA, Steele MA and Merritt JF (2005) Long-term patterns of botfly parasitism in *Peromyscus maniculatus*, *P. leucopus*, and *Tamias striatus*. *Journal of Mammalogy* **86**, 39–45.
- Jakob EM, Marshall SD and Uetz GW (1996) Estimating fitness: a comparison of body condition. *Oikos* **77**, 61–67.
- Johnstone CP, Lill A and Reina RD (2015) Use of erythrocyte indicators of health and condition in vertebrate ecophysiology: a review and appraisal. *Biological Reviews* **92**, 150–168.
- Kottek M, Grieser J, Beck C, Rudolf B, Rubel F, Centre PC and Wetterdienst D (2006) World map of the Köppen-Geiger climate classification updated. *Meteorologische Zeitschrift* **15**, 259–263.
- Krebs CJ (2011) Of lemmings and snowshoe hares: the ecology of northern Canada. *Proceedings. Biological Sciences/The Royal Society* **278**, 481–489.
- Labocha MK, Schutz H and Hayes JP (2014) Which body condition index is best? *Oikos* **123**, 111–119.
- Led JE, Colacelli A, Boero JJ and Colombo EG (1976) Parasitismo por *Cuterebra apicalis*, Guerin 1829 (Insecta, Diptera, Cuterebridae) en rata (*Rattus norvegicus*). *Analecta Veterinaria* **6–8**, 35–37.
- Leite ACR and Williams P (1988) The life cycle of *Metacuterebra apicalis* (Diptera: Cuterebridae). *Memórias do Instituto Oswaldo Cruz* **83**, 485–491.
- Liaw A and Wiener M (2002) Classification and regression by randomForest. *R News* **2**, 18–22.
- Linardi PM (2012) Os ectoparasitos de marsupiais brasileiros. In Cáceres NC (ed.) *Os Marsupiais do Brasil: Biologia, Ecologia E Conservação*. Campo Grande, Brazil: UFMS, pp. 129–158.
- Lopes GP and Leiner NO (2015) Semelparity in a population of *Gracilinanus agilis* (Didelphimorphia: Didelphidae) inhabiting the Brazilian cerrado. *Mammalian Biology* **80**, 1–6.
- Lynch AM, Respass M, Boll AE, Bozych M, McMichael M, Fletcher DJ, De Laforcade AM and Rozanski EA (2016) Hospital-acquired anemia in critically ill dogs and cats: a multi-institutional study. *Journal of Veterinary Internal Medicine* **30**, 141–146.
- Macdonald DW (1996) Dangerous liaisons and disease. *Nature* **379**, 400–401.
- Martins EG, Bonato V, Da-Silva CQ and Reis SF (2006) Partial semelparity in the neotropical didelphid marsupial *Gracilinanus microtarsus*. *Journal of Mammalogy* **87**, 915–920.
- Mello DA (1978) Nota sobre a biologia de *Cuterebra apicalis* (Guérin, 1829/38) (Diptera-Cuterebridae). *Revista Brasileira de Pesquisas Médicas e Biológicas* **11**, 329–331.
- Mendonça AF, Armond T, Camargo ACL, Camargo NF, Ribeiro JF, Zangrandi PL and Vieira EM (2015) Effects of an extensive fire on arboreal small mammal populations in a neotropical savanna woodland. *Journal of Mammalogy* **96**, 368–379.
- Mendonça AF, Armond T, Camargo ACL, Zangrandi PL and Vieira EM (2017) Round-pot feeder: low-cost apparatus for field studies on food supplementation for arboreal small mammals. *Mammalia* **82**, 68–71.
- Munger JC and Karasov WH (1991) Sublethal parasites in white-footed mice: impacts on survival and reproduction. *Canadian Journal of Zoology* **69**, 398–404.
- Nichols LB (1994) The effect of bot fly (*Cuterebra*) infestation on cold-night trap mortality in cactus mice (*Peromyscus eremicus*). *The Southwestern Naturalist* **39**, 383–386.
- Oliveira-Filho A, Ratter J and Flora W (2002) Vegetation physiognomies and woody flora of the cerrado biome. In Oliveira P and Marquis R (eds), *The Cerrados of Brazil. Ecology and Natural History of a Neotropical Savanna*. New York, USA: Columbia University Press, pp. 91–120.
- Papavero N and Guimarães JH (2009) Catalogue of neotropical diptera. Cuterebridae. *Neotropical Diptera* **11**, 1–17.
- Peig J and Green AJ (2009) New perspectives for estimating body condition from mass/length data: the scaled mass index as an alternative method. *Oikos* **118**, 1883–1891.
- Peig J and Green AJ (2010) The paradigm of body condition: a critical reappraisal of current methods based on mass and length. *Functional Ecology* **24**, 1323–1332.
- Pinto CM and Claps GL (2005) First record of *Cuterebra almeidai* (Guimarães and Carrera) from Argentina, new host records for *Cuterebra apicalis* Guérin-Méneville, and list of *Cuterebra* (Diptera: Oestridae) in the collection of the Instituto-Fundación Miguel Lillo. *Proceedings of the Entomological Society of Washington* **107**, 572–575.
- Prevedello JA, Dickman CR, Vieira MV and Vieira EM (2013) Population responses of small mammals to food supply and predators: a global meta-analysis. *Journal of Animal Ecology* **82**, 927–936.
- Prudhomme C, Giuntoli I, Robinson EL, Clark DB, Arnell NW, Dankers R, Fekete BM, Franssen W, Gerten D, Gosling SN, Hagemann S, Hannah DM, Kim H, Masaki Y, Satoh Y, Stacke T, Wada Y and Wisser D (2014) Hydrological droughts in the 21st century, hotspots and uncertainties from a global multimodel ensemble experiment. *Proceedings of the National Academy of Sciences* **111**, 3262–3267.
- Puida DBC and Paglia AP (2015) Primary productivity and the demography of *Gracilinanus agilis*, a small semelparous marsupial. *Journal of Mammalogy* **96**, 221–229.
- Pujol-Luz J, Mendonça A and Henriques R (2004) Registro de *Gracilinanus agilis* (Marsupialia, Didelphidae) parasitado por *Metacuterebra apicalis* (Diptera, Cuterebridae) no Cerrado de Brasília, Distrito Federal, Brasil. *Entomologia y Vectores* **11**, 669–672.
- Püttker T, Meyer-Lucht Y and Sommer S (2008) Effects of fragmentation on parasite burden (nematodes) of generalist and specialist small mammal species in secondary forest fragments of the coastal Atlantic Forest, Brazil. *Ecological Research* **23**, 207–215.
- R Core Team (2017) *R: A Language and Environment for Statistical Computing*. Vienna, Austria: R Foundation for Statistical Computing.
- Schulte-Hostedde AI, Millar JS and Hickling GJ (2001) Evaluating body condition in small mammals. *Canadian Journal of Zoology* **79**, 1021–1029.
- Sealander JA (1961) Hematological values in deer mice in relation to botfly infection. *Journal of Mammalogy* **42**, 57–60.
- Silverstein D and Campbell J (2012) Fluid therapy. In Tobias KM and Johnston SA (eds), *Veterinary Surgery: Small Animal*. St. Louis, USA: Saunders, pp. 43–72.
- Slansky F (2007) Insect/mammal associations: effects of cuterebrid bot fly parasites on their hosts. *Annual Review of Entomology* **52**, 17–36.
- Smith DH (1977) The natural history and development of *Cuterebra approximata* (Diptera: Cuterebridae) in its natural host, *Peromyscus maniculatus* (Rodentia: Cricetidae), in western Montana. *Journal of Medical Entomology* **14**, 137–145.
- Smith DH (1978) Effects of bot fly (*Cuterebra*) parasitism on activity patterns of *Peromyscus maniculatus* in the laboratory. *Journal of Wildlife Diseases* **14**, 28–39.
- Spessot MLG, Gomez D and Priotto JW (2013) Demographic responses of *Akodon azarae* (Rodentia: Cricetidae) enclosed populations to *Rogenhofera bonaerensis* bot fly parasitism. *Mastozoología Neotropical* **20**, 387–392.
- Thrall MA (2012) Classification of and diagnostic approach to anemia. In Thrall MA, Weiser G, Allison RW and Campbell TW (eds), *Veterinary*

- Hematology and Clinical Chemistry*, 2nd Edn. Oxford, UK: Wiley-Blackwell, pp. 75–80.
- Tompkins DM and Begon M** (1999) Parasites can regulate wildlife populations. *Parasitology Today* **15**, 311–313.
- Twigg GI** (1965) Warbles on *Holochilus sciureus* from the Coast of British Guiana. *Journal of Mammalogy* **24**, 98–100.
- Vieira EM** (1993) Occurrence and prevalence of bot flies, *Metacuterebra apicalis* (Diptera: Cuterebridae), in rodents of cerrado from central Brazil. *Journal of Parasitology* **79**, 792–795.
- Vieira EM, Camargo NF, Colas PF, Ribeiro JF and Cruz-Neto AP** (2017) Geographic variation in daily temporal activity patterns of a neotropical marsupial (*Gracilinanus agilis*). *PLoS ONE* **12**, e0168495.
- Watson MJ** (2013) What drives population-level effects of parasites? Meta-analysis meets life-history. *International Journal for Parasitology: Parasites and Wildlife* **2**, 190–196.
- Wecker SC** (1962) The effects of bot fly parasitism on a local population of the white-footed mouse. *Ecology* **43**, 561–565.
- Wilder SM, Raubenheimer D and Simpson SJ** (2016) Moving beyond body condition indices as an estimate of fitness in ecological and evolutionary studies. *Functional Ecology* **30**, 108–115.
- Zuleta GA and Vignau ML** (1990) Bot fly parasitism (*Rogenhoferia bonaerensis*) (Diptera, Cuterebridae) in the pampean grassland mouse (*Akodon azarae*), in Argentina. *Journal of Wildlife Diseases* **26**, 11–17.