



30 years of parasitology research analysed by text mining

John T. Ellis¹ , Bethany Ellis², Antonio Velez-Estevez³, Michael P. Reichel⁴ 
and Manuel J. Cobo³

Research Article

Cite this article: Ellis JT, Ellis B, Velez-Estevez A, Reichel MP, Cobo MJ (2020). 30 years of parasitology research analysed by text mining. *Parasitology* **147**, 1643–1657. <https://doi.org/10.1017/S0031182020001596>

Received: 13 May 2020
Revised: 19 August 2020
Accepted: 24 August 2020
First published online: 1 September 2020

Key words:

Bibliometric analyses; database; parasitology; publishing; science mapping analysis; topic models; trends

Author for correspondence:

John T. Ellis,
E-mail: john.ellis@uts.edu.au

¹School of Life Sciences, University of Technology Sydney, PO Box 123, Broadway, NSW, Australia; ²Research School of Earth Sciences, Australian National University, Canberra, ACT, Australia; ³Department of Computer Science and Engineering, Universidad de Cádiz, Cadiz, Spain and ⁴Department of Population Medicine & Diagnostic Sciences, College of Veterinary Medicine, Cornell University, Ithaca, NY, USA

Abstract

Bibliometric methods were used to analyse the major research trends, themes and topics over the last 30 years in the parasitology discipline. The tools used were SciMAT, VOSviewer and SWIFT-Review in conjunction with the parasitology literature contained in the MEDLINE, Web of Science, Scopus and Dimensions databases. The analyses show that the major research themes are dynamic and continually changing with time, although some themes identified based on keywords such as malaria, nematode, epidemiology and phylogeny are consistently referenced over time. We note the major impact of countries like Brazil has had on the literature of parasitology research. The increase in recent times of research productivity on ‘anti-parasitics’ is discussed, as well as the change in emphasis on different antiparasitic drugs and insecticides over time. In summary, innovation in parasitology is global, extensive, multi-disciplinary, constantly evolving and closely aligned with the availability of technology.

Introduction

The bibliographic and bibliometric analyses of the parasitology literature is still in its infancy, despite the discipline being active in publications for well over 100 years. Falagas *et al.* investigated the research productivity of different regions of the world in parasitology (Falagas *et al.*, 2006). They studied 18 well-known parasitology journals that contained 18 377 articles on parasitology. They highlighted the importance of the contributions from Western Europe and the USA to the discipline.

Other studies have highlighted the importance of South America in studies on malaria, leishmaniasis and Chagas disease. Garrido-Cardenas and colleagues recently analysed the parasitology literature present in the Scopus database (Garrido-Cardenas *et al.*, 2018). They highlight the importance of technology that has led to major advances in our knowledge on parasitic organisms; for example, the *in vitro* culture of parasites, electron microscopy, immunology and molecular biology to name a few of the contributing technologies. Of interest was the additional fact that 20% of the literature they studied were in languages other than English. Analyses of keywords highlighted the prominence of malaria research as well as the contribution of technology such as polymerase chain reaction (PCR), pathology and immunology to the discipline of parasitology.

Several bibliometric analyses related to the malaria literature have been performed, including malaria in pregnancy (van Eijk *et al.*, 2012), insecticide resistance (Sweileh *et al.*, 2016) and malaria drug resistance (Sweileh *et al.*, 2017). There have also been studies focusing on malaria in specific countries such as Malawi (Mwendera *et al.*, 2017) and India (Gupta and Bala, 2011; Singh and Mahanty, 2019). Most of these studies have however, concentrated on identifying the journals where most of the work is published, the dominant authors and institutions publishing the studies, the most productive countries and publication type. Analyses of the themes or topics of the research are usually limited to a simple database or keyword searches.

The published literature on *Strongyloides* was recently analysed for its content and change over time since 1968 (Sweileh, 2019). The fatal consequences of disseminated infection and hyperinfection syndrome were identified as the main reason behind the growth of research into strongyloidiasis. Of interest to this study was that research themes were identified by analysing terms used in the title and abstract with a minimum occurrence of 20. The analyses identified four main clusters of research that focused on (1) immunosuppression and corticosteroids as risk factors for hyperinfection and disseminated strongyloidiasis; (2) epidemiology and prevalence of the disease; (3) treatment using ivermectin and other medications; and (4) diagnosis and new techniques such as PCR and ELISA. These analyses show the power of bibliometrics to identify research themes and topics in any scientific discipline.

Bibliometrics is a well-developed area of informatics that uses tools and methods for identifying new information from the text that is present in a wide variety of sources (Moral-Muñoz *et al.*, 2020). This may include twitter feeds, websites, books and scientific articles in databases. In the biomedical sciences, this is an active area of research, especially at a time when the scientific literature continues to expand at an increasing rate (Cohen and Hersh,

2005; Lu, 2011). In this study, we investigate the peer-reviewed literature on parasitology published over the last 30 years, by using bibliometric methods to identify the major trends in parasitology research. Our aim was to ultimately define the major themes, topics and trends that exist in the parasitology discipline by the dominance of key words. Networks and clusters were constructed based on co-occurrence of words found in publications identified by database searches. The results show convincingly that parasitology research is dynamic, continually changing in time, and closely aligned to the availability of technology.

Methodology

Database searches

Four publicly available databases were used in this study; Scopus (<https://www.elsevier.com/en-au/solutions/scopus>), Web of Science (WoS, <https://clarivate.com/webofsciencegroup/solutions/web-of-science/>), Dimensions (<https://app.dimensions.ai/discover/publication>) and MEDLINE (<https://www.ncbi.nlm.nih.gov/pubmed>). All were accessed through the University library catalogue, except MEDLINE that was accessed *via* the Pubmed interface (<https://www.ncbi.nlm.nih.gov/pubmed/>). A variety of search strategies were used to identify parasitology literature in the databases, taking advantage of the intrinsic features of the different databases; for example, when using MEDLINE the advanced search option was used with the MeSH subheadings ('parasitology'[MeSH Subheading]) AND ('1989'[Date - Publication]: '2019'[Date - Publication]).

Analyses using SciMAT

Figure 1 provides an overview of the bibliometric analyses conducted using peer-reviewed publication data from the Web of Science, Dimensions and the PubMed databases.

Science mapping was performed using SciMAT v1.1.04 (Cobo *et al.*, 2012), using the general workflow described elsewhere (Cobo *et al.*, 2011). The dataset used was from the WoS category Parasitology (~109 000 publications) which was exported from the WoS. In SciMAT, singular and plural versions of the same words were grouped and words were also grouped by distance using the inbuilt search engine. This allows words with similar meaning but different spelling (e.g. leishmaniasis and leishmaniosis) to be grouped by curation. Short three-letter words (such as gene names) were discarded when they appeared in the search. In preliminary analyses, normalization was performed using the equivalence index; minimum frequency = 10, edge reduction value = 5, the simple centres algorithm was used, minimum network size = 5, evolution and overlapping maps used the Jaccard and inclusion indices respectfully. The workflow produces a strategic diagram that identifies four main types of themes: motor-themes that are well-developed and important to a discipline (upper-right-hand quadrant), themes of marginal importance (upper-left-hand quadrant), emerging or disappearing themes (lower-left hand quadrant) and underdeveloped yet important themes for a discipline (lower-right-hand quadrant).

Performance analyses of clusters identified in SciMAT were performed in the following way. The initial scoping analyses described above-identified clusters containing a range of broad terms. Stop words were therefore introduced into SciMAT in order to prevent these words from being included in the analyses. These included:

- (1) Countries, geographical locations and geographical regions e.g. Brazil, Southern Brazil, Amazon.

- (2) Technologies such as ELISA, western blot and terms related to microscopy, comparative genomics, DNA sequencing terms and mouse models (e.g. Balb/c, nude). These represent common technologies used in Parasitology.
- (3) Variations on * parasite(s) e.g. gastrointestinal parasites, cattle parasites.
- (4) Taxonomic groups higher than genus (e.g. Myxozoa, Cestoda).
- (5) Other terms that were identified (e.g. N. sp.).
- (6) Species names (e.g. *Plasmodium falciparum*, *P. falciparum*) were merged as they represent the same entity.

Using the new dataset, new clusters were built in SciMAT using normalization by the equivalence index; minimum frequency = 60, edge reduction value = 5, the simple centres algorithm was used, minimum network size = 5, maximum network size = 100, evolution and overlapping maps used the Jaccard and inclusion indices respectfully. For each cluster, the number of documents, citations and H-index was recorded.

Analyses in VOSviewer

Network and cluster analyses on co-occurrence of words were performed in VOSviewer v1.6.14 (van Eck and Waltman, 2010). The full citation records present in databases were either (1) exported from the WoS in batches of 500 in plain text format, or (2) exported from Dimensions as a csv file in VOSviewer format. Data were initially imported into the DB Browser for SQLite in order to check for the presence of duplicate references using SQL. The data were then imported into VOSviewer using the Create Map option from text data using the following parameters: Title field, fractional counting method, minimum occurrences of a term = 20, scores calculated for 1500 or 2000 of the most important terms and only connected terms were displayed in the network.

Analyses in SWIFT-Review

In order to highlight an alternative approach for analyses, publications were further analysed in SWIFT-Review v1.43 (Howard *et al.*, 2016); the data from a MEDLINE search was exported to a file as a PMID list, which was then imported into SWIFT-Review. Topic modelling was used to identify keywords (such as species and countries) associated with that topic. The Tag Browser in SWIFT-Review was used for easy access to MeSH categories.

Citations of individual publications were examined in either Scopus or the NIH iCite open citation collection (Hutchins *et al.*, 2019) that was accessed online (<https://icite.od.nih.gov/analysis>). Publications were ranked according to a number of citations before review.

Results

Comments on databases

A search of MEDLINE identified 154 533 publications relating to parasitology published over the period 1989–2019, inclusive (Table 1). Up until 2010, the number of publications gradually increased leading to a plateau of around 7500 papers per year suggesting productivity was relatively constant since then (not shown). In the case of WoS, publication numbers increased to 2012, after which ~6700 papers were published each year. It should be noted that Scopus contains the highest number of articles, which includes book chapters, conference articles and editorials.

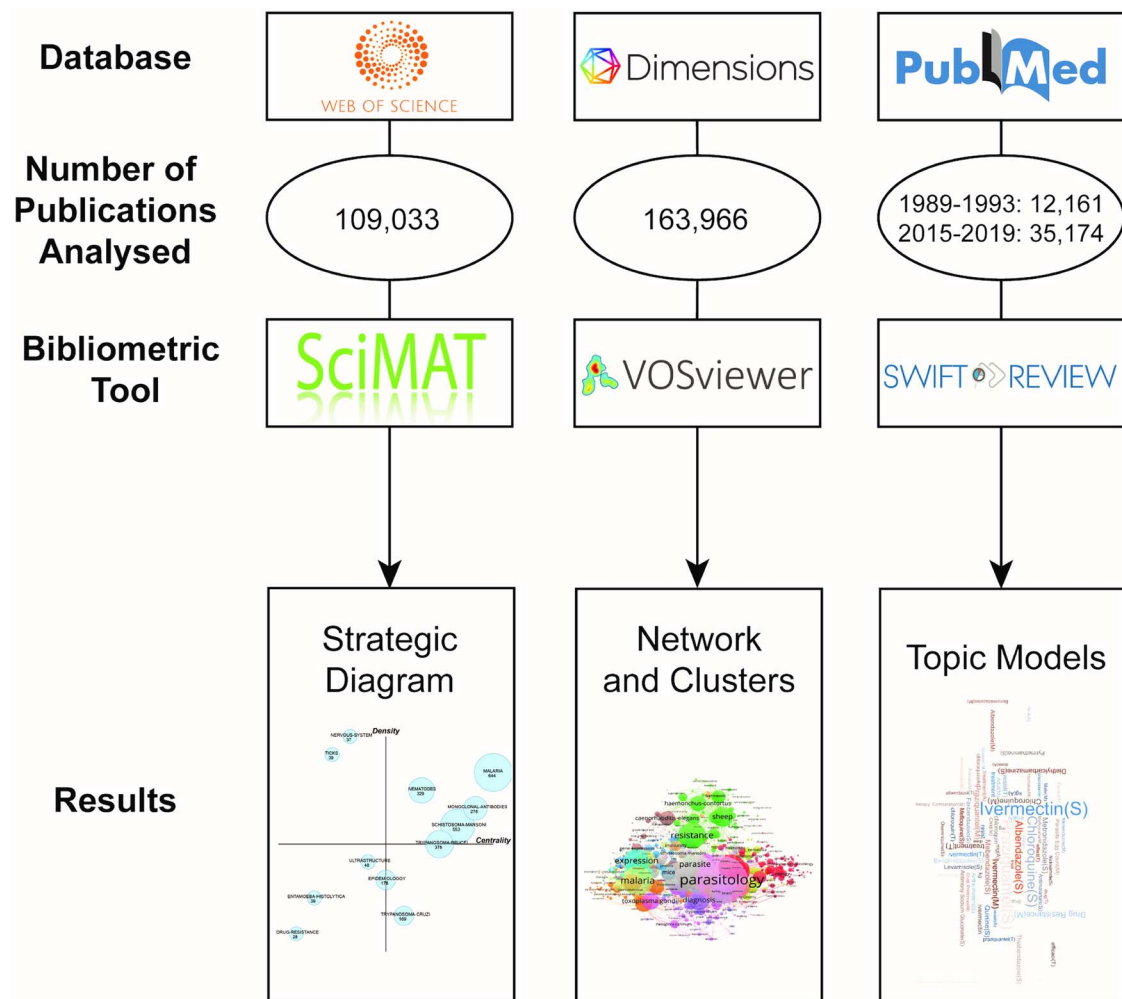


Fig. 1. Schematic representing an overview of the main analyses described in this study.

Table 1. Summary of database searches performed and the content for a selection of relevant journals publishing primary data on parasitology research

Journal	Scopus	Web of Science ^b	Dimensions ^c	MEDLINE ^d
International Journal for Parasitology	4905	4318	2797	2489
Parasites and Vectors	4347	4850	1843	2398
Parasitology Research	9319	9025	4177	5844
Parasitology	5219	5338	3355	3284
Veterinary Parasitology	9081	8665	4297	6637
PLoS Neglected Tropical Diseases	4187	7005	1673	1817
PLoS One	8142	Not coded to this WC	3407	3304
PLoS Pathogens	1314	7201	987	602
Journal of Parasitology	6366	5684	2982	4875
Malaria Journal	4223	5690	2311	1934
Total number of papers from search	436 490	109 033	163 877	154 533

^aAdvanced search: ALL (*parasitology*) AND PUBYEAR > 1988 AND PUBYEAR < 2020 (accessed 30/1/2020).

^bWeb of Science category: WC = (Parasitology); Timespan: 1989–2019; Refined by: LANGUAGES: (ENGLISH) AND DOCUMENT TYPES: (ARTICLE OR REVIEW) (accessed 5/4/2020)

^cGeneral search: parasite (free text in title or abstract) AND publication year 1989–2019 inclusive, limited by article type (accessed 5/4/2020).

^dAdvanced search: (((*parasitology*[MeSH Subheading]) AND ('1989'[Date - Publication] : '2019'[Date - Publication]) AND MEDLINE[*sb*])) AND 'international journal for parasitology'[Journal] (accessed 30/1/2020).

Table 1 shows four of the most commonly used databases and ten of the most popular Journals where papers in the parasitology discipline are published. Although the searches of the databases are not identical; they are presented to highlight the diversity of

the data contained in them and that the searches identify different amounts of content assigned to the different journals. For example, the Web of Science category (Parasitology) does not necessarily include all journals publishing parasitology papers,

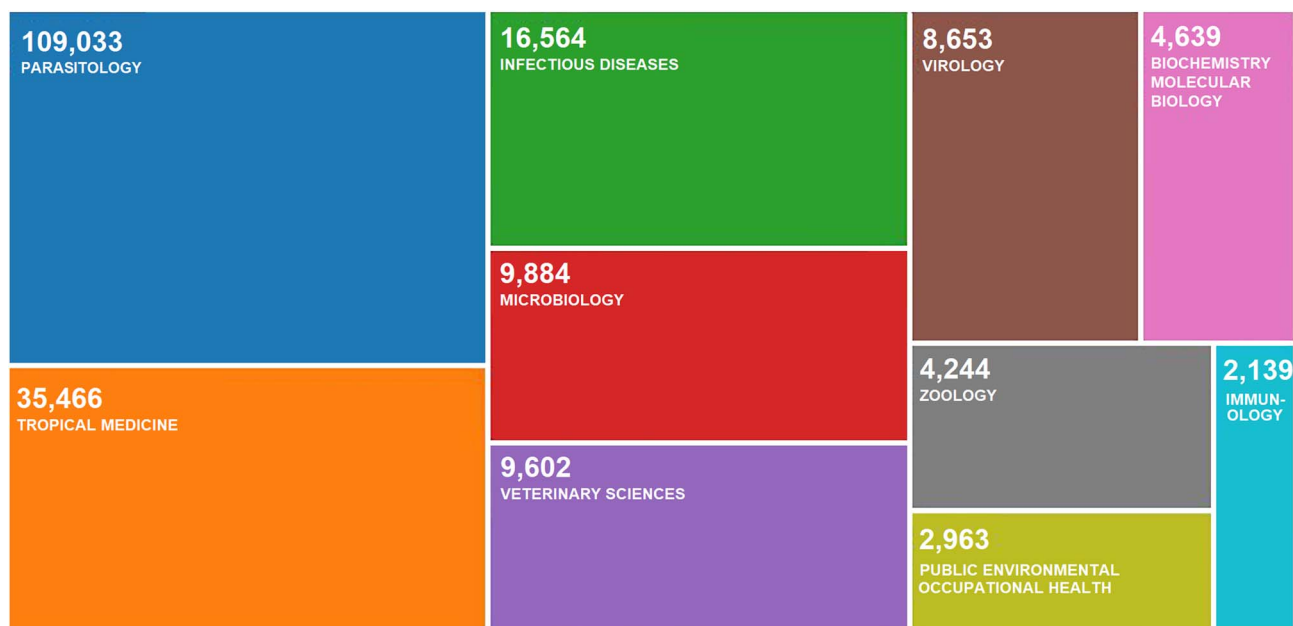


Fig. 2. Multidisciplinary nature of Parasitology as displayed through Web of Science categories. The Web of Science was searched with the keywords 'Parasitology' or 'Parasite' for the years 1989 to 2019 inclusive.

as shown by the omission of papers from PLoS One. The content of the different databases, therefore, differs considerably across the Parasitology discipline. The total number of entries returned by the searches differ significantly, ranging from 436 490 (Scopus) to 122 335 (WoS).

Web of science

The WoS database has traditionally been used for bibliometric analyses due to the availability of citation data and an API. Consequently, we used this database initially for further analyses. A simple topic search of WoS with the keyword 'Parasitology' for the years 1989–2019 inclusive identified 6874 published papers (accessed 30/1/2020). If the topic search was expanded to 'Parasitology OR parasite' the number of papers identified increased significantly to 155 355, reflecting the fact that the term 'parasite' more commonly appears in publications, such as in the abstract or title. This count also includes early access papers in each year that have been published online but not assigned to a journal volume/issue with page numbers.

An overview of the WoS categories containing publications in Parasitology is shown in Fig. 2. The dataset crosses a wide range of WoS categories including 'tropical medicine', 'veterinary sciences', 'biochemistry' and 'molecular biology' and 'immunology' amongst many others. Clearly, this figure shows that 'Parasitology' is made up of a very wide multitude of disciplines and themes.

As a preliminary study in order to generate a simple overview of the Parasitology field, a small dataset from the WoS (search term Parasitology, 1989–2019, 6874 publications) was analysed in VOSviewer. This approach was adopted because of its simplicity of implementation. Using a cluster resolution of 2, 27 clusters were generated, and these are summarized in Supplementary Material 1 and represented in Fig. 3. In the Supplementary Material 1, keywords, names of parasite species, diseases and Countries mentioned are referenced in a breakdown of the content for each Cluster. For example, cluster 10 identifies a global effort across many countries to understand prevalence and transmission of echinococcosis and cysticercosis, and cluster 11 identifies Brazil as a significant country associated with research

into 'helminth infections', 'treatment of parasitic diseases' and 'children'.

The main nodes in Fig. 3. represent the high representation of the use of specific words representing key themes in Parasitology and the network represents the links between them. For example, research into malaria is clearly highly represented as a major node linked to many others, and the nodes resistance, sheep, ivermectin and *Haemonchus contortus* are also strongly represented. Other key terms include expression, diagnosis and *Toxoplasma gondii* stand out in this figure.

The WoS category 'Parasitology' identifies ~ 109 000 published papers (see Table 1), comprising 102 278 articles and 6755 reviews. The bibliometric data from WoS was imported into SciMAT for analyses by word co-occurrence and identifying the main themes and numbers of documents that contain those words (as simple document counts). The results of these exploratory analyses (using a minimum frequency of 10) are summarized in Table 2 and example strategic diagrams are shown in Fig. 4. The first point to make is that each 5-year period analysed contains very different themes in each of the four categories analysed (motor, marginal, emerging/declining, transversal/basic). This shows the rapid and dynamic nature of the parasitology discipline and how it changes significantly over time. A number of research themes are constantly referred to over this time period and are therefore important to the discipline of parasitology. For example, in the 1995–1999 window 'phylogeny' was identified as an emerging theme, while in 2000–2004 it appears as a major motor theme. Between 2015 and 2019, 'phylogeny' is a motor theme while 'phylogenetic analyses' is an important transversal and basic theme.

Over the entire period studied, research on malaria, *Trypanosoma brucei*, *Schistosoma mansoni* and the nematodes tends to dominate. From the 2000 timeline, we note the emergence of 'immunology', 'cytokines', 'NF-Kappa-B' and 'dendritic cells' as important contributors to parasitology research; from a technology point of view we are able to record the presence of 'ELISA' and 'PCR'. In terms of parasite control, major themes include 'anthelmintic resistance', 'ivermectin treatment', 'inhibitors', 'efficacy', 'vaccine' and 'vaccination'.

In order to build a strategic map for Parasitology representing only the entire period of 1989–2019, various categories of

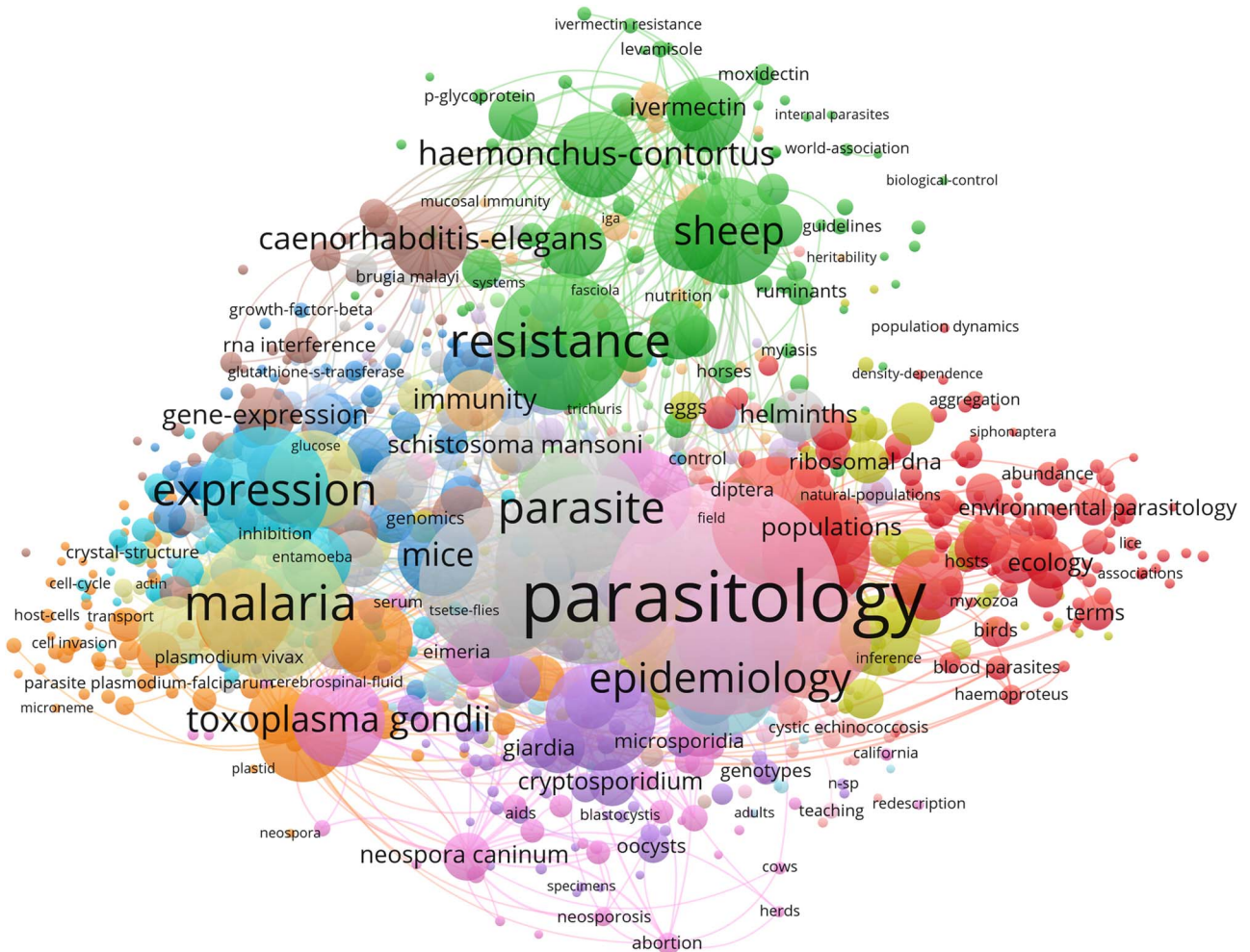


Fig. 3. VOSviewer visualization map of 6874 publications from a search of Web of Science with the keyword ‘Parasitology’ for the years 1989–2019. Cluster analyses identify 27 clusters that are summarized in Supplementary Material 1. The size of the nodes representing keywords is proportional to the frequency of occurrence of that particular keyword.

stopwords were subsequently introduced into the dataset in order to reduce the appearance of generic terms as clusters. Initially, the minimum frequency parameter of SciMAT was varied over the range 20–100 in an attempt to obtain ~20–30 clusters in the strategic diagram. **Figure 5** shows the strategic map obtained using a minimum frequency of 60. The performance characteristics of these clusters are shown in **Table 3**. A cluster associated with ‘MALARIA’ was associated with the highest number of documents, citations and H-index over the time period studied; other important species identified (in rank order according to H-index) were *S. mansoni*, *T. brucei*, *Aedes aegypti*, *Haemonchus contortus*, *Boophilus microplus* and *Toxocara canis*. Key diseases include Malaria, Visceral leishmaniasis and onchocerciasis, with abortion and cardiomyopathy as disease outcomes. Terms representing key research areas include prevalence, dendritic cells, antibody responses, virulence, phylogeny, ecology, prevention and host cell invasion. Of the clusters identified, only one (Crystal structure) relating primarily to HIV was not completely focussed on parasitology. Nevertheless, the influence of HIV in parasitology and human health is highly significant and has been extensively studied (Stark *et al.*, 2009; Barratt *et al.*, 2010).

Dimensions database

The Dimensions database was also used to investigate research trends in Parasitology. A simple search of Dimensions using

‘parasite’ in title or abstract for the years 1989–2019 identified 173 766 publications in total of which 163 966 matched the database criterion for a research article (viewed 17/4/2020). Approximately 45% of these publications were published in some form of open access (as determined by one of the core features of the database (**Table 4**), with Gold Open Access showing the lowest average number of citations per paper. The numbers of publications increased almost linearly over the time period analysed. If one allows for a lag in publications receiving citations (by restricting the dataset to publications for the years 1989–2013 inclusive), ~8% of publications do not receive a citation, ~62% receive at least 10 citations, 6% receive at least 100 citations and 0.25% receive 500 or more citations.

Complete bibliographic data from 173 766 publications were imported into VOSviewer for analyses. Dimensions do not include author keywords or abstracts and so the analysis was restricted to the most important 2000 words appearing in article titles providing a high-level overview of the discipline of parasitology. Eleven main clusters were identified (**Fig. 6**) and are summarized in **Table 5**. The network is dominated by seven main themes (clusters 1–6 and 8). The search for new drugs or inhibitors for the three main neglected tropical diseases (NTDs) (malaria, trypanosomiasis and leishmaniasis) dominates cluster 1 ‘Synthesis’. Cluster 2 is dominated by ‘child health’ and ‘malaria’ or ‘gastrointestinal parasites’; cluster 3 contains studies on a wide range of Insects – the Hymenoptera; cluster 4 is dominated by fish parasite studies mainly on Nematodes; this overlaps considerably

Table 2. Major themes identified using SciMAT with Web of Science dataset (WoS category 'Parasitology', 1989–2019, ~ 109 000 publications)

Time period	Important motor-themes ^{a,b}	Highly developed and marginal themes ^{a,b}	Emerging or declining themes ^{a,b}	Important transversal and basic themes ^{a,b}
1989–1994	Malaria, nematodes, <i>S. mansoni</i> , <i>T. brucei</i> , monoclonal antibodies	Ticks, nervous system	Ultrastructure, <i>E. histolytica</i> , drug resistance, responses	Epidemiology, <i>T. cruzi</i>
1995–1999	Malaria, parasitic nematodes, <i>T. brucei</i> , diagnosis, sheep	Ixodidae, internal transcribed spacer, oocysts, AIDS, <i>Escherichia coli</i> , microfilariae	Monogenea, parasitophorous vacuole, phylogeny, polymorphism, <i>E. histolytica</i>	Trematoda, <i>T. cruzi</i> , <i>S. mansoni</i> , epidemiology, vaccine, cells
2000–2004	Malaria, <i>T. brucei</i> , <i>S. mansoni</i> , <i>N. caninum</i> , <i>T. cruzi</i> , <i>H. contortus</i> , phylogeny	Ticks, Diptera, Apicomplexan parasites, visceral leishmaniasis	Protease, chromosomes, cytokines, <i>Giardia</i> , <i>E. granulosus</i> , markers	Epidemiology, antigen, efficacy, parasites
2005–2009	<i>P. falciparum</i> , <i>H. contortus</i> , <i>N. caninum</i> , <i>T. cruzi</i> , <i>S. mansoni</i> , fish, Diptera, ticks, immune response, linked immunosorbent assay	<i>E. multilocularis</i> , <i>D. immitis</i> , liver fluke, lizards, microsatellites, Cyclophyllidea	Proteinase, chickens, schoolchildren, mortality, <i>T. spiralis</i> , patterns, NF-Kappa-B.	Epidemiology, efficacy, life cycle, sequence, cells, <i>T. brucei</i>
2010–2014	Malaria, dogs, <i>T. gondii</i> , anthelmintic resistance, linked immunosorbent assay, essential oils, <i>S. mansoni</i> , <i>I. ricinus</i> , cutaneous leishmaniasis, <i>Cryptosporidium</i> , fish	Blood parasites, condensed tannins, blood stream forms, chickens, Chagas disease, <i>E. histolytica</i> , populations genetics, sequence	Dendritic cells, <i>C. sinensis</i> , Platyhelminthes, <i>Wolbachia</i> , point mutations, <i>Theileria</i> , inhibitors, ectoparasites, epithelial cells, impact	Protein, efficacy, risk factors, susceptibility, Culicidae, helminths, <i>C. elegans</i>
2015–2019	Malaria, dogs, <i>T. gondii</i> , anthelmintic resistance, linked immunosorbent assay, <i>Giardia duodenalis</i> , cutaneous leishmaniasis, birds, Schistosomiasis, essential oils, <i>C. elegans</i> , dendritic cells, <i>I. ricinus</i> , Culicidae, phylogeny	Extracellular vesicles, <i>Acanthamoeba</i> , Chagas disease, ivermectin treatment, arbovirus, infected erythrocytes, blood stream forms, <i>T. evansi</i> , <i>T. knowlesi</i> .	Freshwater fishes, <i>Theileria</i> , anti-malaria, population structure, <i>P. berghei</i> , anaemia, monoclonal antibodies, intermediate host, climate, NF-Kappa-B5, <i>E. coli</i> , vaccination, inhibitors	ELISA, albendazole, protein, helminths, PCR, disease, antibodies, larvae, district, phylogenetic analyses, <i>E. coli</i> .

^aSpecies names have been abbreviated for space reasons and should be considered as found in full.

^bSee legend of Fig. 4 for explanation of the terms from a strategic map.

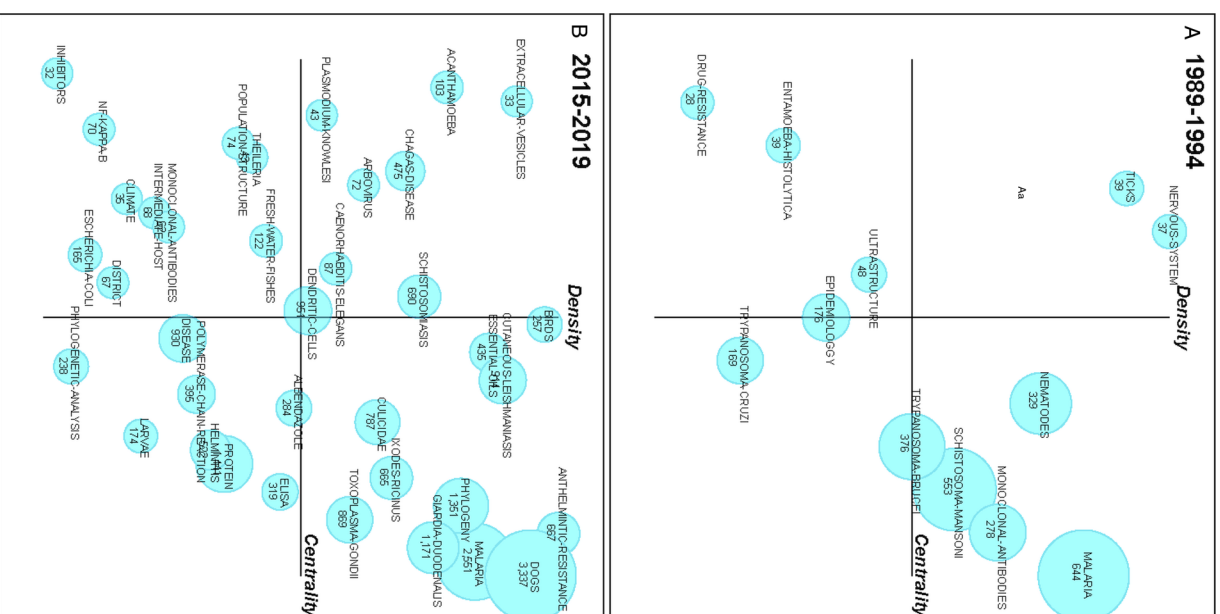


Fig. 4. Example of strategic maps produced from 109 000 publications of the parasitology category in Web of Science using SciMAT for (a) 1989–1994, and (b) 2015–2019. The co-word analyses performed in SciMAT generates a series of clusters that represent groups of keywords and which correspond to the main research topics. The clusters (represented as circles in the figure) are automatically labelled by the most common keyword in the cluster. The axes represent Callon's centrality and density; centrality (on the X-axis) is a measure of the level of interaction amongst the clusters and so is considered a representation of the importance of a cluster (topic) in the development of the entire research field analysed. Density (on the Y-axis) is a measure of the internal strength of the cluster and therefore represents the theme's development. The size of each cluster reflects the number of documents assigned to that cluster.

with cluster 5. Cluster 6 reflects drug treatment of *falciparum* malaria. Cluster 8 demonstrates the considerable contribution made to parasitology by a wide range of studies emerging from Brazil. Four additional small, specialist clusters exist on parasites of molluscs (cluster 7), parasitic plants (cluster 9), nuclear magnetic resonance (cluster 11) and the publishing trend of depositing sequence data in GenBank (cluster 10).

Comparison between 1989–1993 and 2015–2019

SWIFT-Review was used to investigate trends in parasitology for the two time periods that represent the extremes of the 30-year

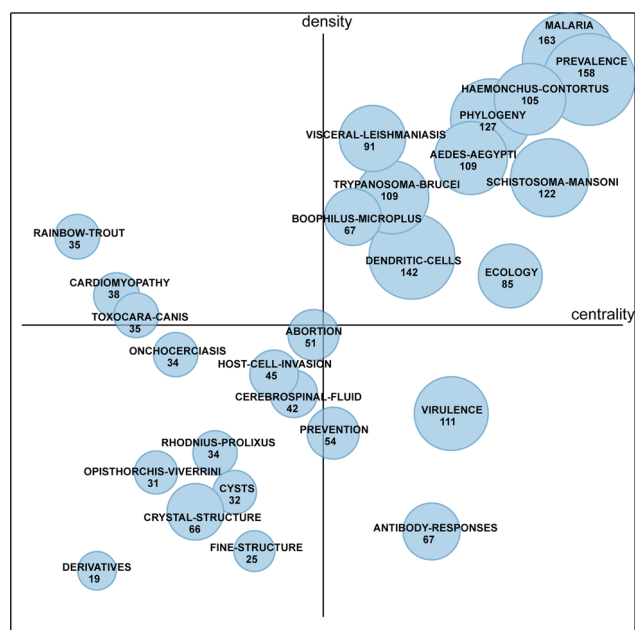


Fig. 5. A strategic map produced from the ~109 000 papers in the parasitology category of Web of Science using SciMAT for the period 1989–2019. The size of each cluster reflects the H-index assigned to that cluster.

time span ($n = 12\,161$ and $35\,174$ publications, respectively). In the first instance, the power of SWIFT-review to generate topic models was used to prepare lists of topics for each time period (Supplementary Material 2). Lay descriptions are provided for the top 30 topic models as a way of providing an interpretation of that model. Although subjective, it does provide a way of labelling the topic. Consistently it can be observed that certain technology is common to both time periods; ‘*in vitro* culture’, ‘ELISA’ and ‘electron microscopy’ appear in both lists. In recent times, the emergence of ‘-omics’ technology, ‘molecular analyses’ and ‘diagnostics’ is apparent.

Topics associated with ‘antiparasitics’ were chosen for further study, as parasite control is an important theme in parasitology. The Tag Browser in SWIFT-Review allows easy access to MeSH categories and so MeSH Pharmacological Actions was used here to identify the number of publications appearing in the categories relevant to ‘antiparasitic agents’ (Table 6).

The data indicate that during the two time periods the number of papers being published on antiparasitic agents has increased significantly, with the greatest change being associated with anti-protozoal agents. The MeSH term ‘antiprotozoal agents’ is made up of five sub-categories and they were also investigated in order to explain the change (Table 7). The increase is partly explained by an increase in studies on ‘antimalarials’ and to a significantly less extent the other sub-categories, including the ‘nitroimidazoles’. Studies on ‘anthelmintics’ and ‘insecticides’ have also increased but to a lesser extent.

Over-represented words in the two datasets were investigated by generating fingerprints and word clouds in SWIFT-Review. Examples of word clouds emerging from these analyses are present in Supplementary Materials 3. If the word clouds are compared for the antiprotozoal agents, we can see that between 1989 and 1993, the literature was dominated by studies on ‘chloroquine’ and ‘albendazole’, and to a lesser extent by terms such as ‘drug resistance’, ‘metronidazole’ and ‘pyrimethamine’. In the time period 2015–2019, ‘artemisinins’ and ‘albendazole’ emerge as the two main terms; this point is emphasized by the word clouds generated by the antimalarials category. In amebicides, we can document the rise of ‘amphotericin B’ in recent years.

In anthelmintics, ‘praziquantel’ and ‘albendazole’ are the most referenced drugs, but note the relative change in publication emphasis over the two time periods (as indicated by the size of the words appearing in the word clouds), with ‘albendazole’ being increasingly studied for the treatment of tapeworms and flatworms. If we consider insecticides, we see the same if not increasing emphasis on ‘ivermectin’ and ‘pyrethrins’, and in recent years the emergence of various other insecticides such as ‘decamethrin’, ‘selamectin’, ‘fipronil’ and others.

The MeSH heading ‘Treatment outcome’ significantly increases over the 30-year period, which is associated with a 20-fold increase in publications tagged with this heading, as does ‘Drug resistance’, ‘Drug synergism’ and ‘Drug combination therapy’ (Table 7).

Discussion

Text-mining analyses of the parasitology literature are presented here using a variety of commonly used bibliographic methods. The tools used in this study are relatively straight forward to use and limited only by the ability to extract data from public databases and the need to analyse thousands of publications. In this study, several different approaches were used to analyse data from the Dimensions, WoS and MEDLINE databases. All of these public databases possess advantages and disadvantages; for example, the Dimensions database allows the export of 50 000 lines of data but does not include author keywords; both Web of Science and Scopus have restrictions on data downloads and MEDLINE does not include citation data, which limits the usefulness of this database. Data from Dimensions are easily exported in csv format that is directly compatible with the software VOSviewer, providing another useful feature of this database. Nevertheless, bibliometric analyses are not trivial.

Natural language processing (NLP) is a branch of machine learning that deals with processing and analysing, ‘natural language’ (Bird *et al.*, 2009). Topic models are statistical models of natural language that are used to identify hidden structure in text. Common algorithms and approaches for performing topic modelling include *Latent Semantic Analysis (LSA/LSI)*, *Latent Dirichlet Allocation (LDA)* and *Non-negative matrix factorization (NMF)*. Fung and colleagues, for example, used LDA to analyse trends in global health twitter conversations (Fung *et al.*, 2017), and demonstrated that the most popular topics mentioned were prevention, control, treatment, advocacy, epidemiological information and societal impact. SWIFT-Review contains a workflow for topic modelling based on LDA which was used in this study.

The MeSH subject headings were also used in this study (<https://www.nlm.nih.gov/mesh/introduction.html>). These tag articles in MEDLINE and link the article to important, well defined important biomedical concepts (Baumann, 2016). Ramos and colleagues used MeSH headings extensively in their analyses of Chagas disease research, highlighting the simplicity and powerful nature of this data system for analyses of topics (Ramos *et al.*, 2011; González-Alcaide *et al.*, 2018).

Regular changes in the use of terminology and nomenclature are common in science, as well as between different countries and languages. An example is the use of leishmaniasis and leishmaniosis, both of which are used to describe the disease resulting from infections by *Leishmania* species. Ideally, all analyses based on word co-occurrence require pre-processing of word data to merge such related terms; SciMAT allows the user to do this through built-in methods that require curation.

Research in parasitology over the last 30 years or so covers an exceedingly large number of topics and so it is not possible to discuss all the topics here; we simply attempt to highlight significant areas of interest raised by these analyses. Nearly all bibliometric

Table 3. Performance data for 27 dominant clusters of the Parasitology discipline (1989–2019) identified using SciMAT with Web of Science dataset WoS category 'Parasitology', 1989–2019, ~ 109 000 publications)

CLUSTER	Documents (N)	Citations (N)	H-index	Top 3 Keywords associated with cluster
MALARIA	18 880	412 945	163	<i>Plasmodium falciparum</i> , transmission, epidemiology
PREVALENCE	16 492	340 843	158	Identification, diagnosis, <i>Toxoplasma gondii</i>
DENDRITIC-CELLS	5438	170 543	142	Activation, cutaneous leishmaniasis, macrophages
PHYLOGENY	6717	148 217	127	<i>Trypanosoma cruzi</i> , strains, life cycle
SCHISTOSOMA-MANSONI	9751	206 371	122	Immune response, hosts, susceptibility
VIRULENCE	2208	63 489	111	Binding, infectivity, pathogens
TRYPANOSOMA-BRUCEI	4770	116 575	109	Differentiation, <i>Leishmania</i> , inhibition
AEDES-AEGYPTI	4430	95 172	109	Outbreak, virus, survival
HAEMONCHUS-CONTORTUS	3978	101 207	105	Anthelmintic resistance, <i>Onchocerca volvulus</i> , selection
VISCERAL-LEISHMANIASIS	3439	69 982	91	Model, blood, drugs
ECOLOGY	2925	56 304	85	Chagas disease, patterns, association
BOOPHILUS-MICROPLUS	1406	27 984	67	Control, strategies, cattle tick
ANTIBODY-RESPONSES	1198	23 805	67	Lymphatic filariasis, liver, chicken
CRYSTAL-STRUCTURE	356	15 656	66	Domain, signal transduction, immunodeficiency virus type 1
PREVENTION	930	16 734	54	Management, combination, burden
ABORTION	317	10 490	51	Experimental infection, brain, histopathology
HOST-CELL-INVASION	157	5786	45	<i>Eimeria tenella</i> , calcium, motility
CEREBROSPINAL-FLUID	269	6442	42	Central nervous system, endothelial cells, <i>Angiostrongylus cantonensis</i>
CARDIOMYOPATHY	193	5501	38	Modulation, lesions, benznidazole
TOXOCARA-CANIS	239	4748	35	Migration, soil, canis
RAINBOW-TROUT	194	4506	35	Pathology, complement, atlantic salmon
RHODNIUS-PROLIXUS	152	4252	34	<i>Triatoma infestans</i> , gut microbiota, cell surface
ONCHOCERCIASIS	180	3717	34	Mathematical model, diethylcarbamazine, control program
CYSTS	178	4373	32	Stage, hydatid disease, faeces
OPISTHORCHIS-VIVERRINI	207	3794	31	Metacercariae, proliferation, cancer
FINE-STRUCTURE	125	2247	25	<i>Hymenolepis dimunta</i> , muscle, <i>Tritrichomonas foetus</i>
DERIVATIVES	85	1232	19	Cytotoxicity, discovery, products

^aColour coding: Green: disease; Orange: species; Yellow: keywords; No colour: other.

Table 4. Summary of open access status of 163 966 articles in Dimensionsa

Name	Publications (N)	Citations (N)	Citations (mean)
Closed	90 536	2 132 011	23.55
All OA	73 430	1 973 517	26.88
Pure Gold	27 971	462 872	16.55
Bronze	24 381	846 906	34.74
Hybrid	7228	141 912	19.63
Green, Published	4959	173 556	35.00
Green, Submitted	5225	197 066	37.72
Green, Accepted	3666	151 205	41.25

aAccessed 17/4/2020.

studies in parasitology agree on several important points; the first is the amount of literature in the discipline is rapidly increasing over time (Garrido-Cardenas *et al.*, 2018). The dependency on technology is also increasingly clear, a point also emphasized by others, such as in the application of molecular technologies to parasitology (Selbach *et al.*, 2019). Finally, the amount of

literature on malaria dominates over all over species and diseases. We endorse these points as they are consistent with the outcomes of our studies presented here.

The WoS category 'Parasitology' identifies ~ 109 000 unique published papers published between 1989 and 2019; this data crosses over 200 WoS categories including 'veterinary sciences', 'tropical medicine', 'biochemistry', 'molecular biology' and 'immunology', amongst many others. This multidisciplinary nature of parasitology was noted previously by others (Stothard *et al.*, 2018).

Preliminary analyses of a small dataset comprising ~ 6800 papers identified through a simple search of WoS with the keyword 'Parasitology' for the years 1989–2019 was further broken down into 27 clusters from this time period using VOSviewer, an approach based on co-occurrence of words in the publication titles. The ten clusters containing the largest number of publications were 'aquaculture' and 'parasitology' (Lafferty *et al.*, 2015), 'drug resistance in nematodes' (Kaplan and Vidyashankar, 2012), 'dendritic cells' and 'immunity' (Ng *et al.*, 2008), 'DNA barcoding of helminths' (Derycke *et al.*, 2010), 'human gastrointestinal infections' (Thompson and Smith, 2011), 'drug discovery' (Miller *et al.*, 2013), 'cell invasion by Apicomplexa' (Sibley, 2011), 'omics and helminths' (Cwiklinski and Dalton, 2018), 'protozoal abortifacients'

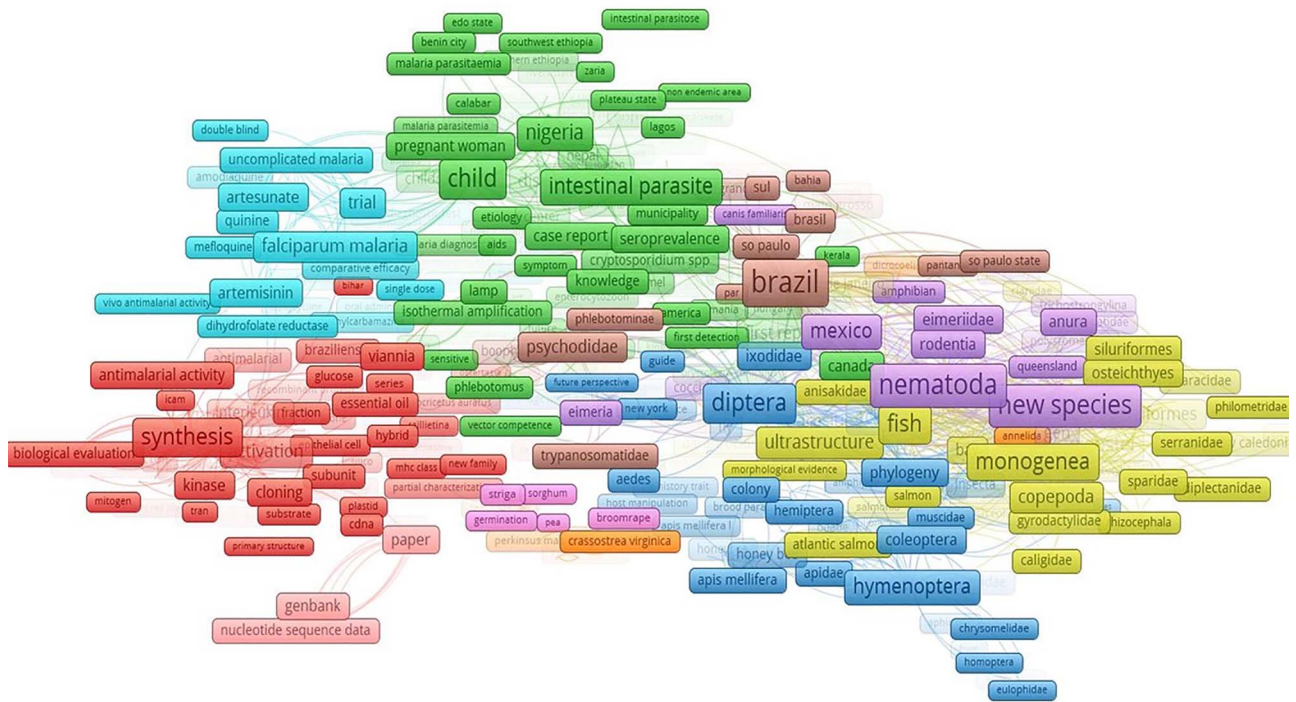


Fig. 6. VOSviewer visualization map of the 2000 most relevant words present in 174 300 publications identified in the Dimensions database using a search based on ‘parasite’ in title or abstract for the years 1989–2019 inclusive. Analysis in VOSviewer is based on publication title only.

Table 5. Main clusters identified using VOSviewer and the 174 300 publications from the Dimensions dataset (1989–2019 inclusive)

Cluster	Keywords	Species and Diseases	Countries mentioned
1. Synthesis	Antimalarial, biological evaluation, novel, inhibitor, derivative, activation, surface protein	Malaria, <i>Trypanosoma brucei</i> , Visceral leishmaniasis	
2. Child	Case report, trial, uncomplicated, quinine, artesunate, falciparum	Malaria, anaemia, intestinal parasites	Nigeria, Brazil
3. Hymenoptera	Honey bee, Coleoptera, ant, fly, Hemiptera, colony, acari, description, Diptera		
4. Fish	Nematoda, sea, parasitic, Copepoda, monogenean, perciformes, teleostei, rainbow trout, salmon		Brazil, Mexico
5. Nematoda	Fish, Diptera, description, Rodentia, anura, new species	<i>Anguilla</i> , Onchocercidae, Anisakidae, Trichostrongylidae, Oxyuridae	Brazil, Mexico, New Caledonia, Australia
6. falciparum malaria	Trial, double blind, artesunate, artemether lumefantrine, child, chloroquine, artemisinin		
7. Mollusca	Eastern oyster, qpx, trematode, Dicrocoeliidae, Annelida, salinity	<i>Perkinsus marinus</i> , <i>Crassostrea virginica</i> , <i>Rhodnius prolixus</i>	
8. Brazil	Nematoda, fish, diptera, Monogenea, sandfly, <i>Viannia</i> , ultrastructure, seroprevalence, municipality, child, apicomplexan, psychodidae, Trypanosomatidae		Parts of Brazil: Minas gerais, Bahia, Sao Paulo, Rio de Janiero
9. Striga	Benth, sorghum, germination	Parasitic plant diseases	
10. Genbank	Cloning, database, paper, nucleotide sequence data		
11. Biomedicine	NMR, current awareness		
12. Parasitology			

(Dubey *et al.*, 2006) and research on *Echinococcus* (Zhang *et al.*, 2015). These topics are all consistent with the broader themes obtained from the WoS category ‘Parasitology’.

Analyses of a dataset containing ~109 000 publications from the WoS category ‘Parasitology’ using SciMAT showed that Parasitology is continuously evolving over time although several major themes are consistently identified such as ‘malaria’, ‘trypanosomiasis’ and

‘nematode research’ (including *S. mansoni* and liver fluke). Also worthy of mention, is the presence of terms relating to ‘phylogeny’ throughout the years. This reflects the use of molecular phylogenetic approaches to study a wide variety of taxonomic and evolutionary questions in parasitology; this point was also documented by Selbach and colleagues in their studies on ‘parasitology research in the molecular age’ (Selbach *et al.*, 2019).

Table 6. Number of published papers appearing with the designated Pharmacological action tag in SWIFT-Review over the two time periods 1989–1993 and 2015–2019

Pharmacological action	1989–1993	2015–2019
Antiparasitic agents	1467	2846
Antiprotozoal agents	788	1945
Antimalarials	369	839
Amebicides	239	436
Trypanocidal agents	92	190
Coccidiostats	90	108
Antitrichomonal agents	7	17
Anthelmintics	702	1066
Antinematodal agents	307	233
Filaricides	65	39
Antiplatyhelminthic agents	222	489
Anticestodal agents	137	418
Schistosomicides	73	68
Insecticides	321	846

Data were from MEDLINE ($n = 12\,161$ and $35\,174$ publications, respectively).

Analyses of the performance of the clusters of terms over the period 1989–2019 showed that malaria was the most heavily studied research area, with an H-index of 163 from 18 880 publications (Table 3). Other prominent diseases appear in a variety of clusters; toxoplasmosis, for example, emerges in a cluster associated with the prevalence of parasites. This clearly reflects the global effort in *Toxoplasma* research to define the population structure by sampling a wide variety of hosts including chickens (Dubey *et al.*, 2020). The kinetoplastids (*Leishmania* and *Trypanosoma*) also feature predominantly in the performance data; this covers a wide range of areas such as differentiation, immunology (through the Dendritic Cell cluster), drug development and the Cardiomyopathy cluster that is closely linked to *T. cruzi* (González-Alcaide *et al.*, 2018). In a veterinary context, the main performing discipline areas were haemonchosis (and anthelmintic resistance) (Laing *et al.*, 2013) and ticks and tick-borne diseases (Jongejan and Uilenberg, 2004).

Analyses of the title data in Dimensions identified 11 main, high-level clusters representing the major themes within the discipline. The cluster containing ‘Synthesis’ is very much focussed on the discovery of new anti-infective agents (Jomaa *et al.*, 1999; Fidock *et al.*, 2004) as well as new ways of production of existing drugs and candidates (Martin *et al.*, 2003; Ro *et al.*, 2006). These concepts are also highlighted in the ‘*falciparum* malaria’ cluster where the themes are dominated by treatment of malaria (White *et al.*, 2014) and the emergence of drug resistance to artemisinin (Dondorp *et al.*, 2009).

The term ‘child’ networks frequently with ‘malaria’ or ‘intestinal parasites’; the Global burden of Diseases studies amongst others have highlighted the importance of this category of studies (Lozano *et al.*, 2012; Vos *et al.*, 2012). The decrease in malaria mortality was noted in response to the global effort on control programs (Murray *et al.*, 2012), having averted 663 (542–753 credible interval) million clinical cases between 2000 and 2015 (Bhatt *et al.*, 2015). Major themes on ‘child’ and ‘intestinal parasites’ focus on malnutrition (Stephenson *et al.*, 2000), disease burden (Brooker, 2010; Fürst *et al.*, 2012) and control (Gardner and Hill, 2001; Ottesen *et al.*, 2008).

Hymenoptera is a very large order of insects that include bees, wasps, ants and sawflies. The cluster called ‘Hymenoptera’ covers

a wide range of biology studies including social behaviour (Hamilton, 1964), ecology (Steffan-Dewenter *et al.*, 2002) and concerns about pollinator decline (Goulson *et al.*, 2008), microbiomes (Singh *et al.*, 2010); biodiversity and phylogenetics (Wheeler *et al.*, 2001; Cardinale *et al.*, 2003) for example.

The clusters ‘fish’ and ‘Nematoda’ are very large and closely linked in content. Themes include ‘fish-borne parasitic zoonoses’ (Chai *et al.*, 2005) and food-borne diseases (Dorny *et al.*, 2009), ‘impact of parasites on fish farming’ (Piasecki *et al.*, 2004; Torrissen *et al.*, 2013), ‘immunity to parasite infections’ (Alvarez-Pellitero, 2008), ‘biodiversity and phylogenetics’ (Poulin and Mouillot, 2003) and ‘ecology’ (Torchin *et al.*, 2003).

Another major cluster identifies ‘Brazil’ as a rich source of parasitology research in many areas including Chagas disease (Schmunis and Yadon, 2010), toxoplasmosis (Dubey *et al.*, 2012), malaria (Oliveira-Ferreira *et al.*, 2010), leishmaniasis (Barral *et al.*, 1991), schistosomiasis (Dantas-Torres and Otranto, 2014) as well as a wide range of veterinary parasites (Dantas-Torres and Otranto, 2014; Grisi *et al.*, 2014). The literature on and including Brazil is far too extensive to cover here; nevertheless, it is sufficient to recognize the importance of Brazil in the world of parasitology research. It is interesting to note that the research productivity of other countries is recognized as greater than Brazil (Falagas *et al.*, 2006; Sweileh, 2019); the emphasis on Brazil in this study occurs because of the frequent use of this term in the title and/or abstract of the publications analysed.

Themes in the ‘Mollusca’ cluster are concerned with the biology of those parasites that infect molluscs such as oysters and other shellfish (Guo and Ford, 2016; Morley, 2010) and the diseases they cause. *Perkinsus* (Villalba *et al.*, 2004) and QPX (Whyte *et al.*, 1994) can have a devastating impact on the shellfish industries destined for human consumption.

The cluster ‘striga’ reflects the emerging theme associated with parasitic flowering plants, also called weedy root parasites, is increasingly recognized as economically important (Parker, 2009) especially in crops (Scholes and Press, 2008; Joel *et al.*, 2017) such as Sorghum in sub-Saharan Africa (Hausmann *et al.*, 2000).

The GenBank cluster relates to the practice of submitting sequence data to this database which is a very common practice in science. The document and word counts reflect the fact that a common statement is included in most manuscripts where sequence data are submitted to GenBank such as ‘DNA sequence data described in this manuscript was submitted to GenBank under accession numbers X, Y and Z’. The identification of this cluster provides a strong reassurance about the ability of the methodology used in this study to identify important themes in the discipline based on co-occurrence of words.

SWIFT-Review of the literature on ‘antiparasitics’ confirmed that bibliometrics could identify and confirm many of the well-known trends in parasitology that have emerged over the last 30 years. The importance of ivermectin (Campbell *et al.*, 1983), albendazole (Marriner *et al.*, 1986) and praziquantel (Doenhoff *et al.*, 2008) as antiparasitics cannot be over emphasized, especially following their use to treat a range of parasitic diseases such as onchocerciasis, lymphatic filariasis (Taylor *et al.*, 2010), schistosomiasis (Rollinson *et al.*, 2013) and hydatid disease (Horton, 1989). The literature on the use of these drugs and their impact has risen significantly over the last 30 years. Further anthelmintic drug resistance has emerged as one of the greatest problems facing livestock producers today (Coles *et al.*, 2006; Kaplan and Vidyashankar, 2012). The literature on antiprotozoal agents has increased and is dominated by antimalarial drugs and resistance to them including, artemisinin (Dondorp *et al.*, 2009), pyrimethamine (White *et al.*, 2014) and primaquine

Table 7. Differences in number of publications on antiprotozoal agents in the two time periods 1989–1993 and 2015–2019

MeSH	1989–1993 (n = 1467) ^a			2014–2019 (n = 2846) ^a		
	Word count	Document frequency	Score ^b	Word count	Document frequency	Score ^b
Antiprotozoal agents	44	80	6.58	449	895	30.1
Metronidazole	56	56	11.57	86	86	13.95
Amphotericin B	8	8	3.52	156	156	21.09
Nitroimidazoles	12	14	4.15	100	106	15.25
Antimalarials	103	182	12.00	645	1207	40.66
Artemisinins	28	28	6.84	411	411	41.39
Chloroquine	201	201	26.37	190	190	24.55
Pyrimethamine	76	76	11.90	127	127	16.94
Primaquine	17	17	5.83	77	77	13.95
Coccidiostats	30	49	5.98	32	75	5.43
Anthelmintics	100	175	11.95	654	1115	42.79
Ivermectin	234	234	27.95	425	425	41.93
Albendazole	112	112	18.21	409	409	38.6
Mebendazole	64	64	12.18	59	59	11.35
Benzimidazole	89	107	13.26	78	98	13.19
Praziquantel	197	197	25.77	353	353	37.45
Diethylcarbamazine	47	45	10.5	37	37	8.65
Parasite egg count	253	799	15.98	173	745	13.4
Insecticide	7	87	1.15	88	576	7.67
Carbamates	13	16	4.24	–	–	–
Pyrethrins	–	–	–	14	149	1.72
Insect vector	41	641	2.94	53	1186	3.22
Insecticide treated bednets	–	–	–	14	108	2.17
Insecticide resistance	–	–	–	10	190	1.41
Treatment outcome	33	42	6.67	447	883	30.14
Drug resistance	268	332	27.69	533	845	41.0
Drug synergism	7	17	1.96	36	67	6.02
Drug therapy, combination	86	107	11.99	205	268	21.64

Data from MEDLINE and analysed in SWIFT-Review.

^aAccessed 28/3/2020.

^bA SWIFT-Review score which is a modified term frequency/inverse document frequency (tf-idf) score for each term found in the selected documents. This quantifies the importance of terms in the selected documents as compared to the rest of the words representing the corpus.

(Howes *et al.*, 2016). Of further interest is the increase in reported studies on amphotericin B use for leishmaniasis (Sundar *et al.*, 2002) and amebic meningoencephalitis (Vargas-Zepeda *et al.*, 2005) and nitroimidazoles for giardiasis and amebiasis (Jarrad *et al.*, 2016).

Trends in the development of antiparasitic drugs were investigated by comparing two time periods reflecting the beginning and end of the study period, namely 1989–199 and 2015–2019. Between these times there was a noticeable increase in papers reporting on antiparasitics, and evidence is provided that this increase is predominantly associated with the search for new antiprotozoal drugs, notably for NTDs (Shah and Gupta, 2019; Batista *et al.*, 2020; Vermelho *et al.*, 2020), and to a lesser extent anthelmintics (Waller, 2006; Vercruyse *et al.*, 2018). The important role of a global commitment in these endeavours, through public-private partnerships and major international consortia, cannot be over emphasized as contributing to these increases and hopefully successes (Engels and Zhou, 2020).

Several important research areas were not over-emphasized in this study, as being important contributors to the field of parasitology over the last 30 years. Vaccine development is one such area, and so we note here the value and importance of vaccine development in a time when drug resistance remains a concern. A ‘Call to Action’ on vaccine development was recently issued for NTDs (Bottazzi and Hotez, 2019). The failure to identify topics such as vaccines as major themes or terms in these analyses is simply the outcome of scale; other themes simply had many more publications supporting them.

There are several limitations associated with this study that are in need of mentioning. The first relates to the different literature content contained within the different databases; this is not a new observation (Pautasso, 2014), but it does potentially impact significantly on the outcomes of database searches (Moral-Muñoz *et al.*, 2020). Further, the use of keyword searches of title, abstract and keywords listed in publications has its limitations; it was recently reported that the content of a publication is not always

accurately reflected in the title or abstract (Penning de Vries *et al.*, 2020).

Systematic reviews (Moher *et al.*, 2009) are an important contributor to core knowledge in any discipline area and the number published in parasitology has been increasing over time (unpublished observations from PubMed). Such reviews are easily identifiable in PubMed through a search such as ‘parasitology AND systematic[sb]’. In 2019, there were 140 systematic reviews associated with parasitology, compared to 15 in 2010. The Cochrane library (<https://www.cochranelibrary.com/search>) currently contains 36 Cochrane Reviews matching parasitology in the Title Abstract Keyword. The approaches and tools outlined in this paper can fast track the identification of literature that is worthy of inclusion in a systematic review; this in itself is of considerable value to the academic community that is often faced with enormous amounts of literature to assess.

The analyses of OA publishing in parasitology shows that OA papers constitute nearly one-half of the total papers published. The results are a little miss-leading in that a significant proportion of the Green published papers are likely to be in subscription-based journals. Institutional repositories representing Green publishing are increasingly common in some countries such as Australia owing to the introduction of Government research reviews and assessments and mandates from funding bodies distributing public funds. The trends seen in this study from the citations received by the different groups of OA published papers indicate that Gold published OA papers receive the overall lowest average number of citations per group. This observation is in line with other, far more detailed bibliometric analyses that suggest there is no distinct advantage (from a citations point of view) in publishing Gold OA (Dorta-González and Santana-Jiménez, 2017; Breugelmans *et al.*, 2018). These observations may encourage authors to think more carefully about the value of publishing in Gold OA, and especially on the role of subscription journals and Institutional repositories, especially when research budgets are tight.

Bibliometrics represents an important and emerging area of study for the Parasitology discipline. There are many tools available now to perform these analyses; several of them based on topic modelling require a knowledge of programming in languages such as python. In keeping with the observation that technology is an important contributor to the evolution of the Parasitology discipline, we note that advances in machine and deep learning approaches to text mining provide alternative methods for the analysis of the scientific literature (Min *et al.*, 2017; Shardlow *et al.*, 2019).

Some specific topics delve increasingly into the area of vaccine approaches for solving parasitological issues and recent studies have highlighted pathways for *N. caninum* research (Reichel *et al.*, 2020) that could be adopted for ‘Parasitology’ in general. With increasing awareness of the issues surrounding the increased resistance to chemical treatments in the field of parasitology, and reports that even the composition of the chemicals used might be in doubt (Leung *et al.*, 2020), the search for and development of efficacious vaccines will represent an increasingly important contribution to the field of Parasitology.

Supplementary material. The supplementary material for this article can be found at <https://doi.org/10.1017/S0031182020001596>.

Acknowledgements. We dedicate this paper to Professor Stephen Phillips MBE on his retirement as Editor in Chief of the journal *Parasitology* (Cambridge University Press). Thanks go to Scott McWhirter (UTS Research Office) for facilitating the use of the Dimensions database.

Financial support. This work was supported by a Spanish Ministry of Science and Innovation grant awarded to Dr Cobo with reference PID2019-105381GA-I00 (iScience).

Conflicts of interest. None.

Ethical standards. Not applicable.

References

- Alvarez-Pellitero P (2008) Fish immunity and parasite infections: from innate immunity to immunoprophylactic prospects. *Veterinary Immunology and Immunopathology* **126**, 171–198.
- Barral A, Pedral-Sampaio D, Grimaldi Jr, G, Momen H, McMahon-Pratt D, Ribeiro De Jesus A, Almeida R, Badaro R, Barral-Netto M, Carvalho EM and Johnson Jr, WD (1991) Leishmaniasis in Bahia, Brazil: evidence that *Leishmania amazonensis* produces a wide spectrum of clinical disease. *American Journal of Tropical Medicine and Hygiene* **44**, 536–546.
- Barratt JL, Harkness J, Marriott D, Ellis JT and Stark D (2010) Importance of nonenteric protozoan infections in immunocompromised people. *Clinical Microbiology Reviews* **23**, 795–836.
- Batista FA, Gyu B, Vilacha JF, Bosch SS, Lunev S, Wrenger C and Groves MR (2020) New directions in antimalarial target validation. *Expert Opinion on Drug Discovery* **15**, 189–202.
- Baumann N (2016) How to use the medical subject headings (MeSH). *International Journal of Clinical Practice* **70**, 171–174.
- Bhatt S, Weiss DJ, Cameron E, Bisanzio D, Mappin B, Dalrymple U, Battle KE, Moyes CL, Henry A, Eckhoff PA, Wenger EA, Briët O, Penny MA, Smith TA, Bennett A, Yukich J, Eisele TP, Griffin JT, Fergus CA, Lynch M, Lindgren F, Cohen JM, Murray CLJ, Smith DL, Hay SI, Cibulskis RE and Gething PW (2015) The effect of malaria control on *Plasmodium falciparum* in Africa between 2000 and 2015. *Nature* **526**, 207–211.
- Bird S, Klein E and Loper E (2009) *Natural Language Processing with Python*. Sebastopol, CA, USA: O’Reilly Media.
- Bottazzi ME and Hotez PJ (2019) “Running the gauntlet”: formidable challenges in advancing neglected tropical diseases vaccines from development through licensure, and a “call to action”. *Human Vaccines & Immunotherapeutics* **15**, 2235–2242.
- Breugelmans JG, Roberge G, Tippett C, Durning M, Struck DB and Makanga MM (2018) Scientific impact increases when researchers publish in open access and international collaboration: a bibliometric analysis on poverty-related disease papers. *PLoS ONE* **13**, e0203156. doi: 10.1371/journal.pone.0203156
- Brooker S (2010) Estimating the global distribution and disease burden of intestinal nematode infections: adding up the numbers – a review. *International Journal for Parasitology* **40**, 1137–1144.
- Campbell WC, Fisher MH, Stapley EO, Albers-Schonberg G and Jacob TA (1983) Ivermectin: a potent new antiparasitic agent. *Science (New York, N.Y.)* **221**, 823–828.
- Cardinale BJ, Harvey CT, Gross K and Ives AR (2003) Biodiversity and bio-control: emergent impacts of a multi-enemy assemblage on pest suppression and crop yield in an agroecosystem. *Ecology Letters* **6**, 857–865.
- Chai JY, Murrell KD and Lymbery AJ (2005) Fish-borne parasitic zoonoses: status and issues. *International Journal for Parasitology* **35**, 1233–1254.
- Cobo MJ, López-Herrera AG, Herrera-Viedma E and Herrera F (2011) An approach for detecting, quantifying, and visualizing the evolution of a research field: a practical application to the Fuzzy Sets Theory field. *Journal of Informetrics* **5**, 146–166.
- Cobo MJ, López-Herrera AG, Herrera-Viedma E and Herrera F (2012) SciMAT: a new science mapping analysis software tool. *Journal of the American Society for Information Science and Technology* **63**, 1609–1630.
- Cohen AM and Hersh WR (2005) A survey of current work in biomedical text mining. *Briefings in Bioinformatics* **6**, 57–71.
- Coles GC, Jackson F, Pomroy WE, Prichard RK, von Samson-Himmelstjerna G, Silvestre A, Taylor MA and Vercruyse J (2006) The detection of anthelmintic resistance in nematodes of veterinary importance. *Veterinary Parasitology* **136**, 167–185.
- Cwiklinski K and Dalton JP (2018) Advances in *Fasciola hepatica* research using ‘omics’ technologies. *International Journal for Parasitology* **48**, 321–331.
- Dantas-Torres F and Otranto D (2014) Dogs, cats, parasites, and humans in Brazil: opening the black box. *Parasites and Vectors* **7**, 22. doi: 10.1186/1756-3305-7-22
- Derycke S, Vanaverbeke J, Rigaux A, Backeljau T and Moens T (2010) Exploring the use of cytochrome oxidase c subunit 1 (COI) for DNA barcoding of free-living marine nematodes. *PLoS ONE* **5**, e13716. doi: 10.1371/journal.pone.0013716

- Doenhoff MJ, Cioli D and Utzinger J (2008) Praziquantel: mechanisms of action, resistance and new derivatives for schistosomiasis. *Current Opinion in Infectious Diseases* **21**, 659–667.
- Dondorp AM, Nosten F, Yi P, Das D, Phyo AP, Tarning J, Lwin KM, Ariey F, Hanpithakpong W, Lee SJ, Ringwald P, Silamut K, Imwong M, Chotivanich K, Lim P, Herdman T, An SS, Yeung S, Singhasivanon P, Day NPJ, Lindgaardh N, Socheat D and White NJ (2009) Artemisinin resistance in *Plasmodium falciparum* malaria. *New England Journal of Medicine* **361**, 455–467.
- Dorny P, Praet N, Deckers N and Gabriel S (2009) Emerging food-borne parasites. *Veterinary Parasitology* **163**, 196–206.
- Dorta-González P and Santana-Jiménez Y (2017) Prevalence and citation advantage of gold open access in the subject areas of the Scopus database. *Research Evaluation* **27**, 1–15.
- Dubey JP, Buxton D and Wouda W (2006) Pathogenesis of bovine neosporosis. *Journal of Comparative Pathology* **134**, 267–289.
- Dubey JP, Lago EG, Gennari SM, Su C and Jones JL (2012) Toxoplasmosis in humans and animals in Brazil: high prevalence, high burden of disease, and epidemiology. *Parasitology* **139**, 1375–1424.
- Dubey JP, Pena HFJ, Cerqueira-Cézar CK, Murata FHA, Kwok OCH, Yang YR, Gennari SM and Su C (2020) Epidemiologic significance of *Toxoplasma gondii* infections in chickens (*Gallus domesticus*): the past decade. *Parasitology* **147**, 1263–1289. doi: 10.1017/s0031182020001134
- Engels D and Zhou XN (2020) Neglected tropical diseases: an effective global response to local poverty-related disease priorities. *Infectious Diseases of Poverty* **9**, 10. doi: 10.1186/s40249-020-0630-9
- Falagas ME, Papastamatakis PA and Bliziotis IA (2006) A bibliometric analysis of research productivity in Parasitology by different world regions during a 9-year period (1995–2003). *BMC Infectious Diseases* **6**, 56.
- Fidock DA, Rosenthal PJ, Croft SL, Brun R and Nwaka S (2004) Antimalarial drug discovery: efficacy models for compound screening. *Nature Reviews Drug Discovery* **3**, 509–520.
- Fung IC, Jackson AM, Ahweyevu JO, Grizzle JH, Yin J, Tse ZTH, Liang H, Sekandi JN and Fu KW (2017) #GlobalHealth Twitter Conversations on #Malaria, #HIV, #TB, #NCDS, and #NTDS: a cross-sectional analysis. *Annals of Global Health* **83**, 682–690.
- Fürst T, Keiser J and Utzinger J (2012) Global burden of human food-borne trematodiasis: a systematic review and meta-analysis. *The Lancet Infectious Diseases* **12**, 210–221.
- Gardner TB and Hill DR (2001) Treatment of giardiasis. *Clinical Microbiology Reviews* **14**, 114–128.
- Garrido-Cardenas JA, Mesa-Valle C and Manzano-Agugliaro F (2018) Human parasitology worldwide research. *Parasitology* **145**, 699–712.
- González-Alcaide G, Salinas A and Ramos JM (2018) Scientometrics analysis of research activity and collaboration patterns in Chagas cardiomyopathy. *PLoS neglected tropical diseases* **12**, e0006602–e0006602.
- Goulson D, Lye GC and Darvill B (2008) Decline and conservation of bumble bees. In *Annual Review of Entomology* **53**, 191–208.
- Grisi L, Leite RC, Martins JRS, de Barros ATM, Andreotti R, Cançado PHD, de León AAP, Pereira JB and Villela HS (2014) Reassessment of the potential economic impact of cattle parasites in Brazil. *Revista Brasileira de Parasitologia Veterinária* **23**, 150–156.
- Guo X and Ford SE (2016) Infectious diseases of marine mollusks and host responses as revealed by genomic tools. *Philosophical Transactions of the Royal Society B: Biological Sciences* **371**, 20150206. doi: 10.1098/rstb.2015.0206
- Gupta BM and Bala A (2011) A bibliometric analysis of malaria research in India during 1998–2009. *Journal of Vector Borne Diseases* **48**, 163–170.
- Hamilton WD (1964) The genetical evolution of social behaviour. II. *Journal of Theoretical Biology* **7**, 17–52.
- Hausmann BIG, Hess DE, Welz HG and Geiger HH (2000) Improved methodologies for breeding striga-resistant sorghums. *Field Crops Research* **66**, 195–211.
- Horton RJ (1989) Chemotherapy of Echinococcus infection in man with albendazole. *Transactions of the Royal Society of Tropical Medicine and Hygiene* **83**, 97–102.
- Howard BE, Phillips J, Miller K, Tandon A, Mav D, Shah MR, Holmgren S, Pelch KE, Walker V, Rooney AA, Macleod M, Shah RR and Thayer K (2016) SWIFT-Review: a text-mining workbench for systematic review. *Systematic reviews* **5**, 87–87.
- Howes RE, Battle KE, Mendis KN, Smith DL, Cibulskis RE, Baird JK and Hay SI (2016) Global epidemiology of *Plasmodium vivax*. *American Journal of Tropical Medicine and Hygiene* **95**, 15–34.
- Hutchins BI, Baker KL, Davis MT, Diwersy MA, Haque E, Harriman RM, Hoppe TA, Leicht SA, Meyer P and Santangelo GM (2019) The NIH open citation collection: a public access, broad coverage resource. *PLoS Biology* **17**, e3000385.
- Jarrad AM, Debnath A, Miyamoto Y, Hansford KA, Pelington R, Butler MS, Bains T, Karoli T, Blaskovich MA, Eckmann L and Cooper MA (2016) Nitroimidazole carboxamides as antiparasitic agents targeting *Giardia lamblia*, *Entamoeba histolytica* and *Trichomonas vaginalis*. *European Journal of Medicinal Chemistry* **120**, 353–362.
- Joel DM, Steffens JC and Matthews DE (2017) Germination of weedy root parasites. In Kigel J (ed.), *Seed Development and Germination*. Routledge, New York, USA, pp. 567–597. doi: 10.1201/978020374007.
- Jomaa H, Wiesner J, Sanderbrand S, Altincicek B, Weidemeyer C, Hintz M, Türbachova I, Eberl M, Zeidler J, Lichtenthaler HK, Soldati D and Beck E (1999) Inhibitors of the nonmevalonate pathway of isoprenoid biosynthesis as antimalarial drugs. *Science (New York, N.Y.)* **285**, 1573–1576.
- Jongejan F and Uilenberg G (2004) The global importance of ticks. *Parasitology* **129**, s3–s14.
- Kaplan RM and Vidyashankar AN (2012) An inconvenient truth: global worming and anthelmintic resistance. *Veterinary Parasitology* **186**, 70–78.
- Lafferty KD, Harvell CD, Conrad JM, Friedman CS, Kent ML, Kuris AM, Powell EN, Rondeau D and Saksida SM (2015) Infectious diseases affect marine fisheries and aquaculture economics. *Annual Review of Marine Science* **7**, 471–496.
- Laing R, Kikuchi T, Martinelli A, Tsai IJ, Beech RN, Redman E, Holroyd N, Bartley DJ, Beasley H, Britton C, Curran D, Devaney E, Gilbert A, Hunt M, Jackson F, Johnston SL, Kryukov I, Li K, Morrison AA, Reid AJ, Sargison N, Saunders GI, Wasmuth JD, Wastenholme A, Berriman M, Gilleard JS and Cotton JA (2013) The genome and transcriptome of *Haemonchus contortus*, a key model parasite for drug and vaccine discovery. *Genome Biology* **14**, r88.
- Leung KC, Huang Q, St-Hilaire S, Liu H, Zheng X, Cheung KB and Zwetsloot IM (2020) Fraudulent antibiotic products on the market for aquaculture use. *Preventive Veterinary Medicine* **181**, 105052.
- Lozano R, Naghavi M, Foreman K, Lim S, Shibuya K, Aboyans V, Abraham J, Adair T, Aggarwal R, Ahn SY, Almazroo MA, Alvarado M, Anderson HR, Anderson LM, Andrews KG, Atkinson C, Baddour LM, Barker-Collo S, Bartels DH, Bell ML, Benjamin EJ, Bennett D, Bhalla K, Bikbov B, Bin Abdulhak A, Birbeck G, Blyth F, Bolliger I, Bouffous S, Bucello C, Burch M, Burney P, Carapetis J, Chen H, Chou D, Chugh SS, Coffeng LE, Colan SD, Colquhoun S, Colson KE, Condon J, Connor MD, Cooper LT, Corriere M, Cortinovis M, Courville De Vaccaro K, Couser W, Cowie BC, Criqui MH, Cross M, Dabhadkar KC, Dahodwala N, De Leo D, Degenhardt L, Delossantos A, Denenberg J, Des Jarlais DC, Dharmaratne SD, Dorsey ER, Driscoll T, Duber H, Ebel B, Erwin PJ, Espindola P, Ezzati M, Feigin V, Flaxman AD, Forouzanfar MH, Fowkes FGR, Franklin R, Fransen M, Freeman MK, Gabriel SE, Gakidou E, Gaspari F, Gillum RF, Gonzalez-Medina D, Halasa YA, Haring D, Harrison JE, Havmoeller R, Hay RJ, Hoen B, Hotez PJ, Hoy D, Jacobsen KH, James SL, Jasrasaria R, Jayaraman S, Johns N, Karthikeyan G, Kassebaum N, Keran A, Khoo JP, Knowlton LM, Kobusingye O, Koranteng A, Krishnamurthi R, Lipnick M, Lipshultz SE, Lockett Ohno S, Mabweijano J, MacIntyre MF, Mallinger L, March L, Marks GB, Marks R, Matsumori A, Matzopoulos R, Mayosi BM, McAnulty JH, McDermott MM, McGrath J, Memish ZA, Mensah GA, Merriman TR, Michaud C, Miller M, Miller TR, Mock C, Mocumbi AO, Mokdad AA, Moran A, Mulholland K, Nair MN, Naldi L, Narayan KMV, Nasseri K, Norman P, O'Donnell M, Omer SB, Ortblad K, Osborne R, Ozgediz D, Pahari B, Pandian JD, Panozo Rivero A, Perez Padilla R, Perez-Ruiz F, Perico N, Phillips D, Pierce K, Pope CA, Porrini E, Pourmalek F, Raju M, Ranganathan D, Rehm JT, Rein DB, Remuzzi G, Rivara FP, Roberts T, Rodriguez De León F, Rosenfeld LC, Rushton L, Sacco RL, Salomon JA, Sampson U, Sanman E, Schwebel DC, Segui-Gomez M, Shepard DS, Singh D, Singleton J, Sliwa K, Smith E, Steer A, Taylor JA, Thomas B, Tleyjeh IM, Towbin JA, Truelsen T, Undurraga EA, Venketasubramanian N, Vijayakumar L, Vos T, Wagner GR, Wang M, Wang W, Watt K, Weinstock MA, Weintraub R, Wilkinson JD, Woolf AD, Wulf S, Yeh PH, Yip P, Zabetian A, Zheng ZJ, Lopez AD and Murray CJL (2012) Global and regional mortality from 235 causes of death for 20 age groups in 1990 and 2010: a systematic analysis for the Global Burden of Disease Study 2010. *The Lancet* **380**, 2095–2128.

- Lu Z (2011) Pubmed and beyond: a survey of web tools for searching biomedical literature. *Database (Oxford)* **2011**, baq036.
- Marriner SE, Morris DL, Dickson B and Bogan JA (1986) Pharmacokinetics of albendazole in man. *European Journal of Clinical Pharmacology* **30**, 705–708.
- Martin VJJ, Piteral DJ, Withers ST, Newman JD and Keasling JD (2003) Engineering a mevalonate pathway in *Escherichia coli* for production of terpenoids. *Nature Biotechnology* **21**, 796–802.
- Miller LH, Ackerman HC, Su XZ and Wellem TE (2013) Malaria biology and disease pathogenesis: insights for new treatments. *Nature Medicine* **19**, 156–167.
- Min S, Lee B and Yoon S (2017) Deep learning in bioinformatics. *Briefings in Bioinformatics* **18**, 851–869.
- Moher D, Liberati A, Tetzlaff J, Altman DG and Group P (2009) Preferred reporting items for systematic reviews and meta-analyses: the PRISMA statement. *Open Medicine* **3**, e123–e130.
- Moral-Muñoz JA, Herrera-Viedma E, Santisteban-Espejo A and Cobo MJ (2020) Software tools for conducting bibliometric analysis in science: an up-to-date review. *El Profesional de la Información* **29**, e290103. doi: <https://recyt.fecyt.es/index.php/EPI/article/view/epi.2020.ene.03>
- Morley NJ (2010) Interactive effects of infectious diseases and pollution in aquatic molluscs. *Aquatic Toxicology* **96**, 27–36.
- Murray CJL, Rosenfeld LC, Lim SS, Andrews KG, Foreman KJ, Haring D, Fullman N, Naghavi M, Lozano R and Lopez AD (2012) Global malaria mortality between 1980 and 2010: a systematic analysis. *The Lancet* **379**, 413–431.
- Mwendera CA, de Jager C, Longwe H, Hongoro C, Mutero CM and Phiri KS (2017) Malaria research in Malawi from 1984 to 2016: a literature review and bibliometric analysis. *Malaria Journal* **16**, 246.
- Ng LG, Hsu A, Mandell MA, Roediger B, Hoeller C, Mrass P, Iparraguirre A, Cavanagh LL, Triccas JA, Beverley SM, Scott P and Weninger W (2008) Migratory dermal dendritic cells act as rapid sensors of protozoan parasites. *PLoS Pathogens* **4**, e1000222.
- Oliveira-Ferreira J, Lacerda MVG, Brasil P, Ladislau JLB, Taulil PL and Daniel-Ribeiro CT (2010) Malaria in Brazil: an overview. *Malaria Journal* **9**, 115. doi: 10.1186/1475-2875-9-115
- Ottesen EA, Hooper PJ, Bradley M and Biswas G (2008) The global programme to eliminate lymphatic filariasis: health impact after 8 years. *PLoS neglected tropical diseases* **2**, e317. doi: 10.1371/journal.pntd.0000317
- Parker C (2009) Observations on the current status of orobanche and striga problems worldwide. *Pest Management Science* **65**, 453–459.
- Pautasso M (2014) The jump in network ecology research between 1990 and 1991 is a Web of Science artefact. *Ecological Modelling* **286**, 11–12.
- Penning de Vries, B. B. L., van Smeden, M., Rosendaal, F. R. and Groenewold, R. H. H. (2020) Title, abstract, and keyword searching resulted in poor recovery of articles in systematic reviews of epidemiologic practice. *Journal of Clinical Epidemiology* **121**, 55–61.
- Piasecki W, Goodwin AE, Eiras JC and Nowak BF (2004) Importance of copepoda in freshwater aquaculture. *Zoological Studies* **43**, 193–205.
- Poulin R and Mouillot D (2003) Parasite specialization from a phylogenetic perspective: a new index of host specificity. *Parasitology* **126**, 473–480.
- Ramos JM, González-Alcaide G, Gascón J and Gutiérrez F (2011) Mapping of Chagas disease research: analysis of publications in the period between 1940 and 2009. *Revista da Sociedade Brasileira de Medicina Tropical* **44**, 708–716.
- Reichel MP, Wahl LC and Ellis JT (2020) Research into *Neospora caninum*—what have we learnt in the last thirty years? *Pathogens (Basel, Switzerland)* **9**, 505. doi: 10.3390/pathogens9060505
- Ro DK, Paradise EM, Quillet M, Fisher KJ, Newman KL, Ndungu JM, Ho KA, Eachus RA, Ham TS, Kirby J, Chang MCY, Withers ST, Shiba Y, Sarpong R and Keasling JD (2006) Production of the antimalarial drug precursor artemisinic acid in engineered yeast. *Nature* **440**, 940–943.
- Rollinson D, Knopp S, Levitz S, Stothard JR, Tchuem Tchuente LA, Garba A, Mohammed KA, Schur N, Person B, Colley DG and Utzinger J (2013) Time to set the agenda for schistosomiasis elimination. *Acta Tropica* **128**, 423–440.
- Schmunis GA and Yadon ZE (2010) Chagas disease: a Latin American health problem becoming a world health problem. *Acta Tropica* **115**, 14–21.
- Scholes JD and Press MC (2008) Striga infestation of cereal crops – an unsolved problem in resource limited agriculture. *Current Opinion in Plant Biology* **11**, 180–186.
- Selbach C, Jorge F, Dowle E, Bennett J, Chai X, Doherty JF, Eriksson A, Filion A, Hay E, Herbison R, Lindner J, Park E, Presswell B, Ruehle B, Sobrinho PM, Wainwright E and Poulin R (2019) Parasitological research in the molecular age. *Parasitology* **146**, 1361–1370.
- Shah A and Gupta SS (2019) Anti-leishmanial nanotherapeutics: a current perspective. *Current Drug Metabolism* **20**, 473–482.
- Shardlow M, Ju M, Li M, O'Reilly C, Iavarone E, McNaught J and Ananiadou S (2019) A text mining pipeline using active and deep learning aimed at curating information in computational neuroscience. *Neuroinformatics* **17**, 391–406.
- Sibley LD (2011) Invasion and intracellular survival by protozoan parasites. *Immunological Reviews* **240**, 72–91.
- Singh US and Mahanty S (2019) Unravelling the trends of research on malaria in India through bibliometric analysis. *Journal of Vector Borne Diseases* **56**, 70–77.
- Singh R, Levitt AL, Rajotte EG, Holmes EC, Ostiguy N, Vanengelsdorp D, Lipkin WI, Depamphilis CW, Toth AL and Cox-Foster DL (2010) RNA Viruses in hymenopteran pollinators: evidence of inter-taxa virus transmission via pollen and potential impact on non-*Apis* hymenopteran species. *PLoS ONE* **5**, e14357. doi: 10.1371/journal.pone.0014357
- Stark D, Barratt JL, van Hal S, Marriott D, Harkness J and Ellis JT (2009) Clinical significance of enteric protozoa in the immunosuppressed human population. *Clinical Microbiology Reviews* **22**, 634–650.
- Steffan-Dewenter I, Münzenberg U, Bürger C, Thies C and Tschardt T (2002) Scale-dependent effects of landscape context on three pollinator guilds. *Ecology* **83**, 1421–1432.
- Stephenson LS, Latham MC and Ottesen EA (2000) Malnutrition and parasitic helminth infections. *Parasitology* **121**, S23–S38.
- Stothard JR, Littlewood DTJ, Gasser RB and Webster BL (2018) Advancing the multi-disciplinarity of parasitology within the British Society for Parasitology: studies of host–parasite evolution in an ever-changing world. *Parasitology* **145**, 1641–1646.
- Sundar S, Jha TK, Thakur CP, Engel J, Sindermann H, Fischer C, Junge K, Bryceson A and Berman J (2002) Oral miltefosine for Indian visceral leishmaniasis. *New England Journal of Medicine* **347**, 1739–1746.
- Sweileh WM (2019) A bibliometric analysis of human strongyloidiasis research (1968 to 2017). *Tropical Diseases, Travel Medicine and Vaccines* **5**, 24.
- Sweileh WM, Sawalha AF, Al-Jabi SW, Zyoud SH, Shraim NY and Abu-Taha AS (2016) A bibliometric analysis of literature on malaria vector resistance: (1996–2015). *Globalization and Health* **12**, 76.
- Sweileh WM, Al-Jabi SW, Sawalha AF, AbuTaha AS and Zyoud SH (2017) Bibliometric analysis of worldwide publications on antimalarial drug resistance (2006–2015). *Malaria Research and Treatment* **2017**, 6429410.
- Taylor MJ, Hoerauf A and Bockarie M (2010) Lymphatic filariasis and onchocerciasis. *Lancet (London, England)* **376**, 1175–1185.
- Thompson RC and Smith A (2011) Zoonotic enteric protozoa. *Veterinary Parasitology* **182**, 70–78.
- Torchin ME, Lafferty KD, Dobson AP, McKenzie VJ and Kuris AM (2003) Introduced species and their missing parasites. *Nature* **421**, 628–630.
- Torrissen O, Jones S, Asche F, Guttormsen A, Skilbrei OT, Nilsen F, Horsberg TE and Jackson D (2013) Salmon lice – impact on wild salmonids and salmon aquaculture. *Journal of Fish Diseases* **36**, 171–194.
- van Eck NJ and Waltman L (2010) Software survey: vOSviewer, a computer program for bibliometric mapping. *Scientometrics* **84**, 523–538.
- van Eijk AM, Hill J, Povall S, Reynolds A, Wong H and Ter Kuile FO (2012) The malaria in pregnancy library: a bibliometric review. *Malaria Journal* **11**, 362.
- Vargas-Zepeda J, Gomez-Alcala AV, Vasquez-Morales JA, Licea-Amaya L, De Jonckheere JF and Lares-Villa F (2005) Successful treatment of *Naegleria fowleri* meningoencephalitis by using intravenous amphotericin B, fluconazole and rifampicin. *Archives of Medical Research* **36**, 83–86.
- Vercruyse J, Charlier J, Van Dijk J, Morgan ER, Geary T, von Samson-Himmelstjerna G and Claerebout E (2018) Control of helminth ruminant infections by 2030. *Parasitology* **145**, 1655–1664.
- Vermelho AB, Rodrigues GC and Supuran CT (2020) Why hasn't there been more progress in new Chagas disease drug discovery? *Expert Opinion on Drug Discovery* **15**, 145–158.
- Villalba A, Reece KS, Ordás MC, Casas SM and Figueras A (2004) Perkinsosis in molluscs: a review. *Aquatic Living Resources* **17**, 411–432.
- Vos T, Flaxman AD, Naghavi M, Lozano R, Michaud C, Ezzati M, Shibuya K, Salomon JA, Abdalla S, Aboyans V, Abraham J, Ackerman I,

- Aggarwal R, Ahn SY, Ali MK, Almazroa MA, Alvarado M, Anderson HR, Anderson LM, Andrews KG, Atkinson C, Baddour LM, Bahalim AN, Barker-Collo S, Barrero LH, Bartels DH, Basáñez MG, Baxter A, Bell ML, Benjamin EJ, Bennett D, Bernabé E, Bhalla K, Bhandari B, Bikbov B, Abdulhak AB, Birbeck G, Black JA, Blencowe H, Blore JD, Blyth F, Bolliger I, Bonaventure A, Boufous S, Bourne R, Boussinesq M, Braithwaite T, Brayne C, Bridgett L, Brooker S, Brooks P, Brugha TS, Bryan-Hancock C, Bucello C, Buchbinder R, Buckle G, Budke CM, Burch M, Burney P, Burstein R, Calabria B, Campbell B, Canter CE, Carabin H, Carapetis J, Carmona L, Cella C, Charlson F, Chen H, Cheng ATA, Chou D, Chugh SS, Coffeng LE, Colan SD, Colquhoun S, Colson KE, Condon J, Connor MD, Cooper LT, Corriere M, Cortinovis M, De Vaccaro KC, Couser W, Cowie BC, Criqui MH, Cross M, Dabhadkar KC, Dahiya M, Dahodwala N, Damsere-Derry J, Danaei G, Davis A, De Leo D, Degenhardt L, Dellavalle R, Delossantos A, Denenberg J, Derrett S, Des Jarlais DC, Dharmaratne SD, Dherani M, Diaz-Torne C, Dolk H, Dorsey ER, Driscoll T, Duber H, Ebel B, Edmond K, Elbaz A, Ali SE, Erskine H, Erwin PJ, Espindola P, Ewoigbokhan SE, Farzadfar F, Feigin V, Felson DT, Ferrari A, Ferri CP, Fèvre EM, Finucane MM, Flaxman S, Flood L, Foreman K, Forouzanfar MH, Fowkes EGR, Franklin R, Fransen M, Freeman MK, Gabbe BJ, Gabriel SE, Gakidou E, Ganatra HA, Garcia B, Gaspari F, Gillum RF, Gmel G, Gosselin R, Grainger R, Groeger J, Guillemin F, Gunnell D, Gupta R, Haagsma J, Hagan H, Halasa YA, Hall W, Haring D, Haro JM, Harrison JE, Havmoeller R, Hay RJ, Higashi H, Hill C, Hoen B, Hoffman H, Hotez PJ, Hoy D, Huang JJ, Ibeanusi SE, Jacobsen KH, James SL, Jarvis D, Jasrasaria R, Jayaraman S, Johns N, Jonas JB, Karthikeyan G, Kassebaum N, Kawakami N, Keren A, Khoo JP, King CH, Knowlton LM, Kobusingye O, Koranteng A, Krishnamurthi R, Laloo R, Laslett LL, Lathlean T, Leasher JL, Lee YY, Leigh J, Lim SS, Limb E, Lin JK, Lipnick M, Lipshultz SE, Liu W, Loane M, Ohno SL, Lyons R, Ma J, Mabweijano J, MacIntyre MF, Malekzadeh R, Mallinger L, Manivannan S, Marcenes W, March L, Margolis DJ, Marks GB, Marks R, Matsumori A, Matzopoulos R, Mayosi BM, McAnulty JH, McDermott MM, McGill N, McGrath J, Medina-Mora ME, Meltzer M, Memish ZA, Mensah GA, Merriman TR, Meyer AC, Miglioli V, Miller M, Miller TR, Mitchell PB, Mocumbi AO, Moffitt TE, Mokdad AA, Monasta L, Montico M, Moradi-Lakeh M, Moran A, Morawska L, Mori R, Murdoch ME, Mwaniki MK, Naidoo K, Nair MN, Naldi L, Narayan KMV, Nelson PK, Nelson RG, Nevitt MC, Newton CR, Nolte S, Norman P, Norman R, O'Donnell M, O'Hanlon S, Olives C, Omer SB, Ortblad K, Osborne R, Ozgediz D, Page A, Pahari B, Pandian JD, Rivero AP, Patten SB, Pearce N, Padilla RP, Perez-Ruiz F, Perico N, Pesudovs K, Phillips D, Phillips MR, Pierce K, Pion S, Polanczyk GV, Polinder S, Pope CA, Popova S, Porrini E, Pourmalek F, Prince M, Pullan RL, Ramaiah KD, Ranganathan D, Razavi H, Regan M, Rehm JT, Rein DB, Remuzzi G, Richardson K, Rivara FP, Roberts T, Robinson C, De Leòn FR, Ronfani L, Room R, Rosenfeld LC, Rushton L, Sacco RL, Saha S, Sampson U, Sanchez-Riera L, Sanman E, Schwebel DC, Scott JG, Segui-Gomez M, Shahraz S, Shepard DS, Shin H, Shivakoti R, Silberberg D, Singh D, Singh GM, Singh JA, Singleton J, Sleet DA, Sliwa K, Smith E, Smith JL, Stapelberg NJC, Steer A, Steiner T, Stolk WA, Stovner LJ, Sudfeld C, Syed S, Tamburlini G, Tavakkoli M, Taylor HR, Taylor JA, Taylor WJ, Thomas B, Thomson WM, Thurston GD, Tleyjeh IM, Tonelli M, Towbin JA, Truelsen T, Tsilimbaris MK, Ubeda C, Undurraga EA, Van Der Werf MJ, Van Os J, Vavilala MS, Venketasubramanian N, Wang M, Wang W, Watt K, Weatherall DJ, Weinstock MA, Weintraub R, Weisskopf MG, Weissman MM, White RA, Whiteford H, Wiersma ST, Wilkinson JD, Williams HC, Williams SRM, Witt E, Wolfe F, Woolf AD, Wulf S, Yeh PH, Zaidi AKM, Zheng ZJ, Zonies D, Lopez AD and Murray CJL (2012) Years lived with disability (YLDs) for 1160 sequelae of 289 diseases and injuries 1990–2010: a systematic analysis for the Global Burden of Disease Study 2010. *The Lancet* **380**, 2163–2196.
- Waller PJ (2006) From discovery to development: current industry perspectives for the development of novel methods of helminth control in livestock. *Veterinary Parasitology* **139**, 1–14.
- Wheeler WC, Whiting M, Wheeler QD and Carpenter JM (2001) The phylogeny of the extant hexapod orders. *Cladistics* **17**, 113–169.
- White NJ, Pukrittayakamee S, Hien TT, Faiz MA, Mokuolu OA and Dondorp AM (2014) Malaria. *Lancet (London, England)* **383**, 723–735.
- Whyte SK, Cawthorn RJ and McGladdery SE (1994) QPX (Quahaug Parasite X), a pathogen of northern quahaug *Mercenaria mercenaria* from the Gulf of St. Lawrence, Canada. *Diseases of Aquatic Organisms* **19**, 129–136.
- Zhang W, Zhang Z, Wu W, Shi B, Li J, Zhou X, Wen H and McManus DP (2015) Epidemiology and control of echinococcosis in central Asia, with particular reference to the People's Republic of China. *Acta Tropica* **141**, 235–243.