

# IMA Commission on New Minerals, Nomenclature and Classification (CNMNC)

## NEWSLETTER 32

---

### New minerals and nomenclature modifications approved in 2016

U. HÅLENIUS<sup>1</sup> (CHAIRMAN, CNMNC), F. HATERT<sup>2</sup> (VICE-CHAIRMAN, CNMNC), M. PASERO<sup>3</sup> (VICE-CHAIRMAN, CNMNC) AND S. J. MILLS<sup>4</sup> (SECRETARY, CNMNC)

<sup>1</sup> Department of Mineralogy, Naturhistoriska Riksmuseet, Box 50007, SE-104 05 Stockholm, Sweden – [ulf.halenius@nrm.se](mailto:ulf.halenius@nrm.se)

<sup>2</sup> Laboratoire de Minéralogie, Université de Liège, B-4000 Liège, Belgium – [fhatert@ulg.ac.be](mailto:fhatert@ulg.ac.be)

<sup>3</sup> Dipartimento di Scienze della Terra, Università di Pisa, Via Santa Maria 53, I-56126 Pisa, Italy – [marco.pasero@unipi.it](mailto:marco.pasero@unipi.it)

<sup>4</sup> Geosciences, Museum Victoria, PO Box 666, Melbourne, Victoria 3001, Australia – [smills@museum.vic.gov.au](mailto:smills@museum.vic.gov.au)

THE information given here is provided by the IMA Commission on New Minerals, Nomenclature and Classification for comparative purposes and as a service to mineralogists working on new species.

Each mineral is described in the following format:

**Mineral name, if the authors agree on its release prior to the full description appearing in press**

Chemical formula

Type locality

Full authorship of proposal

E-mail address of corresponding author

Relationship to other minerals

Crystal system, Space group; Structure determined, yes or no

Unit-cell parameters

Strongest lines in the X-ray powder diffraction pattern

Type specimen repository and specimen number

Citation details for the mineral prior to publication of full description

**Citation details concern the fact that this information will be published in the *Mineralogical Magazine* on a routine basis, as well as being added month by month to the Commission's web site.**

**It is still a requirement for the authors to publish a full description of the new mineral.**

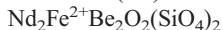
NO OTHER INFORMATION WILL BE RELEASED BY THE COMMISSION

DOI: 10.1180/minmag.2016.080.084

NEW MINERAL PROPOSALS APPROVED IN  
JUNE 2016

## IMA No. 2016-013

Gadolinite-(Nd)

Malmkärna mine, ca. 2.5 km WSW of Norberg,  
Sweden (60°4'N, 15°51'E)Radek Škoda\*, Jakub Plášil, Renata Čopjaková,  
Milan Novák, Erik Jonsson, Michaela Vašinová  
Galiová and Dan Holtstam

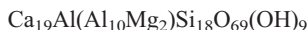
\*E-mail: rskoda@sci.muni.cz

Gadolinite–datolite group

Monoclinic:  $P2_1/c$ ; structure determined $a = 4.8216(3)$ ,  $b = 7.6985(4)$ ,  $c = 10.1362(6)$  Å,  
 $\beta = 90.234(4)^\circ$ 4.83(72), 3.603(37), 3.191(52), 3.179(32),  
3.097(35), 3.014(35), 2.888(100), 2.607(49)Type material is deposited in the mineralogical  
collections of the Moravian Museum, Brno,  
Zelný trh 6, CZ-659 37 Brno, Czech Republic,  
catalogue number B 11298How to cite: Škoda, R., Plášil, J., Čopjaková,  
R., Novák, M., Jonsson, E., Vašinová Galiová,  
M. and Holtstam, D. (2016) Gadolinite-(Nd),  
IMA 2016-013. CNMNC Newsletter No. 32,  
August 2016, page 916; *Mineralogical  
Magazine*, **80**, 915–922.

## IMA No. 2016-014

Alumovesuvianite

Jeffrey mine, Asbestos, Estrie Region, Québec,  
Canada (45°46'11"N, 71°56'60"W)Taras L. Panikorovskii\*, Nikita V. Chukanov,  
Sergey M. Aksenov, Anton S. Mazur, Evgenia  
Y. Avdontseva and Vladimir V. Shilovskikh

\*E-mail: taras.panikorovsky@spbu.ru

Vesuvianite group

Tetragonal:  $P4/n$ ; structure determined $a = 15.5103(2)$ ,  $c = 11.8096(1)$  Å  
2.969(22), 2.761(100), 2.612(61), 2.593(25),  
1.766(20), 1.667(10), 1.625(21), 1.344(22)Type material is deposited in the collections of  
the Fersman Mineralogical Museum of the  
Russian Academy of Sciences, Moscow,  
Russia, registration numbers 4829/1 (holotype)  
and 4829/2 (cotype)How to cite: Panikorovskii, T.L., Chukanov, N.  
V., Aksenov, S.M., Mazur, A.S., Avdontseva, E.  
Y. and Shilovskikh, V.V. (2016)Alumovesuvianite, IMA 2016-014. CNMNC  
Newsletter No. 32, August 2016, page 916;  
*Mineralogical Magazine*, **80**, 915–922.

## IMA No. 2016-016

Ferrohodonite

Broken Hill deposit, New South Wales,  
Australia (31°58'S, 141°28'E)Nadezhda V. Shchipalkina, Nikita V. Chukanov,  
Sergey M. Aksenov, Catherine McCammon,  
Igor V. Pekov\*, Dmitry I. Belakovskiy, Sergey  
N. Britvin, Natalya N. Koshlyakova, Christof  
Schäfer, Ricardo Scholz and Ramiza  
K. Rastsvetaeva

\*E-mail: igorpekov@mail.ru

Closely related to rhodonite

Triclinic:  $P\bar{1}$ ; structure determined $a = 6.6766(5)$ ,  $b = 7.6754(6)$ ,  $c = 11.8032(9)$  Å,  
 $\alpha = 105.501(1)$ ,  $\beta = 92.275(1)$ ,  $\gamma = 93.919(1)^\circ$   
3.337(32), 3.132(54), 3.091(41), 2.968(100),  
2.929(89), 2.770(91), 2.223(34), 2.173(30)Type material is deposited in the collections of  
the Mineralogisches Museum Hamburg,  
Germany, catalogue number MMHH-004704,  
and the Fersman Mineralogical Museum of the  
Russian Academy of Sciences, Moscow,  
Russia, registration number 4847/1How to cite: Shchipalkina, N.V., Chukanov, N.  
V., Aksenov, S.M., McCammon, C., Pekov, I.V.,  
Belakovskiy, D.I., Britvin, S.N., Koshlyakova,  
N.N., Schäfer, C., Scholz, R. and Rastsvetaeva,  
R.K. (2016) Ferrohodonite, IMA 2016-016.  
CNMNC Newsletter No. 32, August 2016,  
page 916; *Mineralogical Magazine*, **80**, 915–  
922.

## IMA No. 2016-017

Chinleite-(Y)

Blue Lizard Mine, Red Canyon, White Canyon  
District, San Juan Co., Utah, USA (37°33'26"N,  
110°17'44"W)Anthony R. Kampf\*, Barbara P. Nash and Joe  
Marty

\*E-mail: akampf@nhm.org

Structurally related to bassanite

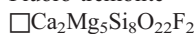
Trigonal:  $R\bar{3}_221$ ; structure determined $a = 6.890(2)$ ,  $c = 12.767(2)$  Å  
6.01(59), 5.43(63), 3.457(46), 3.010(100),  
2.826(95), 2.136(39), 1.849(67), 1.690(28)

Cotype material is deposited in the mineralogical collections of the Natural History Museum of Los Angeles County, 900 Exposition Boulevard, Los Angeles, CA 90007, USA, catalogue numbers 65632, 65633 and 65634

How to cite: Kampf, A.R., Nash, B.P. and Marty, J. (2016) Chinleite-(Y), IMA 2016-017. CNMNC Newsletter No. 32, August 2016, page 916; *Mineralogical Magazine*, **80**, 915–922.

#### IMA No. 2016-018

Fluoro-tremolite



Limecrest-Southdown quarry, Sparta, New Jersey, USA (41°3'20"N, 74°40'60"W)

Roberta Oberti\*, Fernando Cámara, Fabio Bellatreccia, Francesco Radica and Antonio Gianfagna

\*E-mail: oberti@crystal.unipv.it

Amphibole supergroup

Monoclinic: *C2/m*; structure determined

$a = 9.846(2)$ ,  $b = 18.050(3)$ ,  $c = 5.277(1)$  Å,  $\beta = 104.80(2)^\circ$

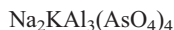
3.381(57), 3.276(38), 3.126(67), 2.940(43), 2.706(100), 2.592(34), 2.531(59), 2.337(36)

Type material is deposited in the collections of the Franklin Mineral Museum, 32 Evans Street, Franklin, 07416 New Jersey, USA, catalogue number 7710

How to cite: Oberti, R., Cámara, F., Bellatreccia, F., Radica, F. and Gianfagna, A. (2016) Fluoro-tremolite, IMA 2016-018. CNMNC Newsletter No. 32, August 2016, page 917; *Mineralogical Magazine*, **80**, 915–922.

#### IMA No. 2016-019

Ozerovaite



Second scoria cone of the Northern Breakthrough of the Great Tolbachik Fissure Eruption, Tolbachik volcano, Kamchatka Peninsula, Far-Eastern Region, Russia (55°41'N, 160°14'E, 1200 m asl)

Andrey P. Shablinskii\*, Lidiya P. Vergasova, Stanislav K. Filatov, Evgenia Y. Avdontseva and Svetlana V. Moskaleva

\*E-mail: shablinskii.andrey@mail.ru

Known synthetic analogue

Orthorhombic: *Cmca*; structure determined  
 $a = 10.615(2)$ ,  $b = 20.937(3)$ ,  $c = 6.393(1)$  Å  
10.37(44), 5.47(47), 4.84(47), 3.07(26), 2.922(83), 2.824(100), 2.735(71), 2.208(21)

Type material is deposited in the collections of the mineralogical museum of the Saint-Petersburg State University, University Emb. 7/9, St. Petersburg 199034, Russia, catalogue number 1/19654

How to cite: Shablinskii, A.P., Vergasova, L.P., Filatov, S.K., Avdontseva, E.Y. and Moskaleva, S.V. (2016) Ozerovaite, IMA 2016-019. CNMNC Newsletter No. 32, August 2016, page 917; *Mineralogical Magazine*, **80**, 915–922.

#### IMA No. 2016-020

Javorieite



Biely Vrch, Javorie stratovolcano, Central Slovakia Volcanic Field, Slovakia (48°33'31" N, 19°22'28"E)

Peter Koděra\*, Ágnes Takács, Martin Racek, František Šimko, Jarmila Luptáková, Tamás Váczi and Peter Antal

\*E-mail: kodera@fns.uniba.sk

Known synthetic analogue

Orthorhombic: *Pnma*

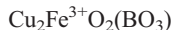
$a = 8.715(6)$ ,  $b = 3.845(8)$ ,  $c = 14.15(3)$  Å  
7.071(36), 2.884(31), 2.826(100), 2.745(32), 2.689(52), 2.670(94), 2.277(25), 1.924(46)

Type material is deposited in the collections of the Department of Mineralogy and Petrology, Comenius University, Bratislava, Slovakia, catalogue no. 7400

How to cite: Koděra, P., Takács, Á., Racek, M., Šimko, F., Luptáková, J., Váczi, T. and Antal, P. (2016) Javorieite, IMA 2016-020. CNMNC Newsletter No. 32, August 2016, page 917; *Mineralogical Magazine*, **80**, 915–922.

#### IMA No. 2016-021

Marinaite



2012–2013 Fissure Tolbachik Eruption, southern slope of the Ploskiy Tolbachik volcano, Kamchatka peninsula, Far-Eastern Region, Russia (45°23'85"N, 160°19'90"E)

Ilya V. Chaplygin\*, Marina A. Yudovskaya, Igor V. Pekov, Natalia V. Zubkova, Sergey N. Britvin, Marina F. Vigasina, Dmitry

Y. Pushcharovsky, Dmitry I. Belakovskiy, Irina G. Griboedova, Natalia N. Kononkova and Viktor A. Rassulov

\*E-mail: ichap@igem.ru

Ludwigite group

Monoclinic:  $P2_1/c$ ; structure determined

$a = 3.1275(2)$ ,  $b = 11.9690(8)$ ,  $c = 9.4657(5)$  Å,  
 $\beta = 97.568(6)^\circ$

5.501(95), 4.700(69), 3.675(26), 2.764(100),  
2.524(94), 2.444(45), 2.320(31), 2.037(22)

Type material is deposited in the collections of the Fersman Mineralogical Museum of the Russian Academy of Science, Moscow, Russia, registration number 4854/1

How to cite: Chaplygin, I.V., Yudovskaya, M. A., Pekov, I.V., Zubkova, N.V., Britvin, S.N., Vigasina, M.F., Pushcharovsky, D.Y., Belakovskiy, D.I., Griboedova, I.G., Kononkova, N.N. and Rassulov, V.A. (2016) Marinaite, IMA 2016-021. CNMNC Newsletter No. 32, August 2016, page 917; *Mineralogical Magazine*, **80**, 915–922.

#### IMA No. 2016-022

Nataliyamalikitite

TII

Avacha volcano, Kamchatka Peninsula, Russia (53°15'18"N, 158°49'48"E)

Victor Okrugin, Michael Favero, Amelia Liu, Barbara Etschmann, Catherine Y. Plutahina, Svetlana V. Moskaleva, Mikhail V. Chubarov, Maria V. Lukasheva, Vladimir V. Kozlov, Stuart J. Mills and Joël Brugger\*

\*E-mail: joel.brugger@monash.edu

Known synthetic analogue

Orthorhombic:  $Cmcm$ ; structure determined

$a = 4.5670(9)$ ,  $b = 12.803(3)$ ,  $c = 5.202(1)$  Å  
3.31(100), 3.20(43), 2.674(73), 2.601(28),  
2.284(19), 2.019(21), 1.859(16), 1.512(15)

Type material is deposited in the mineralogical collections of the Museum Victoria, Melbourne, Australia, catalogue number M53602

How to cite: Okrugin, V., Favero, M., Liu, A., Etschmann, B., Plutahina, C.Y., Moskaleva, S. V., Chubarov, M.V., Lukasheva, M.V., Kozlov, V.V., Mills, S.J. and Brugger, J. (2016) Nataliyamalikitite, IMA 2016-022. CNMNC Newsletter No. 32, August 2016, page 918; *Mineralogical Magazine*, **80**, 915–922.

#### IMA No. 2016-023

Zincostrunzite

$ZnFe_2^{3+}(PO_4)_2(OH)_2 \cdot 6.5H_2O$

Sítio do Castelo mine, Folgoso, Gouveia, Guarda District, Portugal (40°30'41"N, 7°30'29"W); Hagendorf-Süd pegmatite, Hagendorf, Oberpfalz, Bavaria, Germany (49°39'01"N, 12°27'35"E)

Anthony R. Kampf\*, Ian E. Grey, Pedro Alves, Stuart J. Mills, Barbara P. Nash, Colin M. MacRae and Erich Keck

\*E-mail: akampf@nhm.org

Strunzite group

Triclinic:  $P\bar{1}$ ; structure determined

$a = 10.1736(6)$ ,  $b = 9.7999(5)$ ,  $c = 7.3296(2)$  Å,  
 $\alpha = 91.325(4)$ ,  $\beta = 97.895(6)$ ,  $\gamma = 116.948(4)^\circ$   
8.87(100), 5.32(95), 4.457(30), 4.287(41),  
3.310(29), 3.220(75), 1.912(25), 1.622(32)

Cotype material is deposited in the collections of the Mineral Sciences Department, Natural History Museum of Los Angeles County, 900 Exposition Boulevard, Los Angeles, California 90007, USA, catalogue numbers 65646 and 65647 (Sítio do Castelo), and the Museum Victoria, Melbourne, Australia, registration number M53585 (Hagendorf)

How to cite: Kampf, A.R., Grey, I.E., Alves, P., Mills, S.J., Nash, B.P., MacRae, C.M. and Keck, E. (2016) Zincostrunzite, IMA 2016-023. CNMNC Newsletter No. 32, August 2016, page 918; *Mineralogical Magazine*, **80**, 915–922.

#### IMA No. 2016-024

Qatranaitite

$CaZn_2(OH)_6(H_2O)_2$

Northern part of the Siwaqa pyrometamorphic rock area, 80 km south of Amman, Jordan (31°24'23"N, 36°15'06"E)

Marta Stasiak, Evgeny V. Galuskin\*, Joachim Kusz, Irina O. Galuskina, Tomasz Krzykowski, Yevgeny Vapnik, Mikhail Murashko and Mateusz Dulski

\*E-mail: evgeny.galuskin@us.edu.pl

Known synthetic analogue

Monoclinic:  $P2_1/c$ ; structure determined

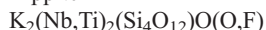
$a = 6.3889(8)$ ,  $b = 10.969(1)$ ,  $c = 5.7588(8)$  Å,  
 $\beta = 101.95(1)^\circ$   
6.250(35), 5.002(14), 3.922(23), 3.124(47),  
2.881(100), 2.723(28), 2.451(12), 1.575(20)

Type material is deposited in the collections of the Fersman Mineralogical Museum, Leninskiy pr., 18/κ2, 115162 Moscow, Russia, catalogue number 4855/1

How to cite: Stasiak, M., Galuskin, E.V., Kusz, J., Galuskina, I.O., Krzykawski, T., Vapnik, Y., Murashko, M. and Dulski, M. (2016) Qatranaitite, IMA 2016-024. CNMNC Newsletter No. 32, August 2016, page 918; *Mineralogical Magazine*, **80**, 915–922.

#### IMA No. 2016-025

Rippite



Chuktukon carbonatite massif, Chadobets upland, southern Siberian craton, Krasnoyarsky krai, Russia (59°27'20"N, 99°55'16"E)

Anna G. Doroshkevich, Victor V. Sharygin\*, Yurii V. Seryotkin, Nikolai S. Karmanov, Elena V. Belogub, Tatyana N. Moroz, Elena N. Nigmatulina, Alexander P. Eliseev, Vitalii N. Vedenyapin and Igor N. Kupriyanov

\*E-mail: sharygin@igm.nsc.ru

New structure type

Tetragonal:  $P4bm$ ; structure determined

$a = 8.7388(2)$ ,  $c = 8.1277(2)$  Å  
6.205(100), 4.383(83), 4.082(90), 3.530(87), 3.096(59), 2.985(81), 2.822(70), 2.768(99)

Type material is deposited in the collections of the Central Siberian Geological Museum, V.S. Sobolev Institute of Geology and Mineralogy, Siberian Branch of the Russian Academy of Sciences, Novosibirsk, Russia, catalogue number XIII-347/1

How to cite: Doroshkevich, A.G., Sharygin, V. V., Seryotkin, Y.V., Karmanov, N.S., Belogub, E.V., Moroz, T.N., Nigmatulina, E.N., Eliseev, A.P., Vedenyapin, V.N. and Kupriyanov, I.N. (2016) Rippite, IMA 2016-025. CNMNC Newsletter No. 32, August 2016, page 919; *Mineralogical Magazine*, **80**, 915–922.

### NEW MINERAL PROPOSALS APPROVED IN JULY 2016

#### IMA No. 2016-026

Folvikite



Kitteln mine, Nordmark ore district, Filipstad, Värmland, Sweden (59°49'59"N, 14°05'59"E)  
Mark A. Cooper, Gunnar Raade\*, Neil Ball, Yassir Abdu, Frank C. Hawthorne and Ralph Rowe

\*E-mail: gunn-ra@online.no

Pinakiolite group

Monoclinic:  $P2$ ; structure determined

$a = 5.377(1)$ ,  $b = 6.211(1)$ ,  $c = 10.939(2)$  Å,  $\beta = 94.399(9)^\circ$

5.450(100), 4.973(46), 3.112(32), 2.725(82), 2.591(91), 2.486(31), 2.033(43), 1.552(37)

Type material is deposited in the mineralogical collections of the Natural History Museum, University of Oslo, Norway, catalogue number 43574, and the Canadian Museum of Nature, Ottawa, Canada, catalogue number CMNMC 87087

How to cite: Cooper, M.A., Raade, G., Ball, N., Abdu, Y., Hawthorne, F.C. and Rowe, R. (2016) Folvikite, IMA 2016-026. CNMNC Newsletter No. 32, August 2016, page 919; *Mineralogical Magazine*, **80**, 915–922.

#### IMA No. 2016-027

Deltalumite



2012–2013 Fissure Tolbachik Eruption, southern slope of the Ploskiy Tolbachik volcano, Kamchatka peninsula, Far-Eastern Region, Russia (45°23'85"N, 160°19'90"E) (holotype); headwaters of the Tolud river, SE of Ploskiy Tolbachik volcano, Kamchatka peninsula, Far-Eastern Region, Russia (cotype)

Igor V. Pekov\*, Leonid P. Anikin, Nikita V. Chukanov, Dmitry I. Belakovskiy, Vasilii O. Yapaskurt, Evgeny G. Sidorov, Sergey N. Britvin and Natalia V. Zubkova

\*E-mail: igorpekov@mail.ru

A dimorph of corundum

Tetragonal:  $P\bar{4}m2$

$a = 5.608(1)$ ,  $c = 23.513(7)$  Å  
2.728(61), 2.424(51), 2.408(49), 2.281(42), 1.993(81), 1.954(48), 1.948(32), 1.396(100)

Type material is deposited in the collections of the Fersman Mineralogical Museum, Russian Academy of Sciences, Moscow, Russia, registration number 4767/1

How to cite: Pekov, I.V., Anikin, L.P., Chukanov, N.V., Belakovskiy, D.I., Yapaskurt,

V.O., Sidorov, E.G., Britvin, S.N. and Zubkova, N.V. (2016) Deltalumite, IMA 2016-027. CNMNC Newsletter No. 32, August 2016, page 919; *Mineralogical Magazine*, **80**, 915–922.

#### IMA No. 2016-028

Butianite

$\text{Ni}_6\text{SnS}_2$

Allende CV3 meteorite, Pueblito de Allende, Chihuahua, Mexico (26°58'N, 105°19'W)

Chi Ma\*

\*E-mail: [chi@gps.caltech.edu](mailto:chi@gps.caltech.edu)

The Sn analogue of nuwaite

Tetragonal:  $I4/mmm$

$a = 3.650$ ,  $c = 18.141$  Å

4.535(100), 3.023(12), 1.963(14), 1.825(38), 1.703(10), 1.693(30), 1.290(12), 1.241(11)

Type material is deposited in the mineralogical collections of the Smithsonian Institution's National Museum of Natural History, Washington DC, USA, registration number USNM 7616

How to cite: Ma, C. (2016) Butianite, IMA 2016-028. CNMNC Newsletter No. 32, August 2016, page 920; *Mineralogical Magazine*, **80**, 915–922.

#### IMA No. 2016-029

Argentoliveingite

$\text{Ag}_x\text{Pb}_{40-2x}\text{As}_{48+x}\text{S}_{112}$  ( $3 < x < 4$ )

Lengenbach, Binn Valley, Canton Wallis, Switzerland (46°21'54"N, 8°13'16"E)

Dan Topa\*, Stefan Graeser, Emil Makovicky and Chris Stanley

\*E-mail: [dan.topa@nhm-wien.ac.at](mailto:dan.topa@nhm-wien.ac.at)

Sartorite homologous series

Triclinic:  $P\bar{1}$ ; structure determined

$a = 7.905(2)$ ,  $b = 8.469(2)$ ,  $c = 137.96(4)$  Å,  $\alpha = 89.592(2)$ ,  $\beta = 88.969(2)$ ,  $\gamma = 89.893(2)^\circ$

4.161(30), 3.782(30), 3.587(30), 2.736(100), 2.634(40), 2.311(80), 2.116(80), 1.905(70)

Type material is deposited in the mineralogical collections of the Naturhistorisches Museum Wien, Austria, catalogue number N 9868, and the Natural History Museum Basel, Switzerland, specimen number S83

How to cite: Topa, D., Graeser, S., Makovicky, E. and Stanley, C. (2016) Argentoliveingite, IMA 2016-029. CNMNC Newsletter No. 32,

August 2016, page 920; *Mineralogical Magazine*, **80**, 915–922.

#### IMA No. 2016-030

Currierite

$\text{Na}_4\text{Ca}_3\text{MgAl}_4(\text{AsO}_3\text{OH})_{12} \cdot 9\text{H}_2\text{O}$

Torrecillas mine, Salar Grande, Iquique Province, Tarapacá Region, Chile (20°58'13"S, 70°8'17"W)

Anthony R. Kampf\*, Stuart J. Mills, Barbara Nash, Maurizio Dini and Arturo A. Molina Donoso

\*E-mail: [akampf@nhm.org](mailto:akampf@nhm.org)

Structurally related to kaatialaite

Hexagonal:  $P622$ ; structure determined

$a = 12.2057(9)$ ,  $c = 9.2052(7)$  Å

10.63(100), 6.12(20), 5.30(15), 4.61(24), 4.002(35), 3.474(29), 3.021(96), 1.523(29)

Type material is deposited in the mineralogical collections of the Natural History Museum of Los Angeles County, 900 Exposition Boulevard, Los Angeles, CA 90007, USA, catalogue numbers 66266 (holotype), 64057 and 64080 (cotype)

How to cite: Kampf, A.R., Mills, S.J., Nash, B., Dini, M. and Molina Donoso, A.A. (2016) Currierite, IMA 2016-030. CNMNC Newsletter No. 32, August 2016, page 920; *Mineralogical Magazine*, **80**, 915–922.

#### IMA No. 2016-031

Parisite-(La)

$\text{CaLa}_2(\text{CO}_3)_3\text{F}_2$

Mula mine, Tapera village, Novo Horizonte, Bahia, Brazil (12°48'28"S, 42°10'04"W)

Luiz A.D. Menezes Filho, Mario L.S.C. Chaves, Nikita V. Chukanov, Daniel Atencio\*, Ricardo Scholz, Igor Pekov, Geraldo Magela da Costa, Shaunna M. Morrison, Marcelo Andrade, Erico Freitas, Robert T. Downs and Dmitriy I. Belakovskiy

\*E-mail: [datencio@usp.br](mailto:datencio@usp.br)

The La analogue of parisite-(Ce)

Monoclinic:  $C2$ ,  $Cm$  or  $C2/m$

$a = 12.356(1)$ ,  $b = 7.1368(7)$ ,  $c = 28.299(3)$  Å,  $\beta = 98.342(4)^\circ$

6.958(27), 4.655(100), 3.552(48), 2.817(26), 2.323(12), 2.051(13), 1.876(8), 1.659(73)

Type material is deposited in the mineralogical collections of the Museu de Ciência e Técnica,

Escola de Minas, Universidade Federal de Ouro Preto, Praça Tiradentes, Centro, 35400-000 Ouro Preto, MG, Brazil, registration number SAD2016-031, and at the University of Arizona Mineral Museum, Tucson, AZ, USA, registration number R130687

How to cite: Menezes Filho, L.A.D., Chaves, M.L.S.C., Chukanov, N.V., Atencio, D., Scholz, R., Pekov, I., Magela da Costa, G., Morrison, S.M., Andrade, M., Freitas, E., Downs, R.T. and Belakovskiy, D.I. (2016) Parisite-(La), IMA 2016-031. CNMNC Newsletter No. 32, August 2016, page 920; *Mineralogical Magazine*, **80**, 915–922.

#### IMA No. 2016-032

Hydropascoite  
 $\text{Ca}_3(\text{V}_{10}\text{O}_{28}) \cdot 24\text{H}_2\text{O}$

In the main tunnel level of the Packrat mine, near Gateway, Mesa Co., Colorado, USA ( $38^\circ 38'51.28''\text{N}$ ,  $109^\circ 02'49.77''\text{W}$ )

Anthony R. Kampf\*, John M. Hughes, Barbara P. Nash, Joe Marty and Timothy P. Rose

\*E-mail: akampf@nhm.org

Related to pascoite

Triclinic:  $P\bar{1}$ ; structure determined

$a = 10.0870(2)$ ,  $b = 11.0708(2)$ ,  $c = 21.811(1)$  Å,  
 $\alpha = 94.112(7)$ ,  $\beta = 96.053(7)$ ,  $\gamma = 116.398(8)^\circ$   
 $10.70(31)$ ,  $9.77(28)$ ,  $8.92(100)$ ,  $7.75(20)$ ,  $7.41(22)$ ,  $6.91(20)$ ,  $3.524(13)$ ,  $2.988(14)$

Type material is deposited in the mineralogical collections of the Natural History Museum of Los Angeles County, Los Angeles, California, USA, catalogue number 66267

How to cite: Kampf, A.R., Hughes, J.M., Nash, B.P., Marty, J. and Rose, T.P. (2016) Hydropascoite, IMA 2016-032. CNMNC Newsletter No. 32, August 2016, page 921; *Mineralogical Magazine*, **80**, 915–922.

#### IMA No. 2016-033

Stolperite

$\text{AlCu}$

Khatyrka CV3 meteorite, Koryak Mountains, Far Eastern region, Russia ( $62^\circ 39'11''\text{N}$ ,  $174^\circ 30'2''\text{E}$ )

Chi Ma, Chaney Lin, Luca Bindi\* and Paul J. Steinhardt

\*E-mail: luca.bindi@unifi.it

A dimorph of cupalite

Cubic:  $Pm\bar{3}m$

$a = 2.9$  Å

$2.900(20)$ ,  $2.051(100)$ ,  $1.450(17)$ ,  $1.297(7)$ ,  $1.184(34)$ ,  $1.025(10)$ ,  $0.917(12)$ ,  $0.775(12)$

Type material is deposited in the mineralogical collections of the Smithsonian Institution's National Museum of Natural History, Washington DC, USA, registration number USNM 7908

How to cite: Ma, C., Lin, C., Bindi, L. and Steinhardt, P.J. (2016) Stolperite, IMA 2016-033. CNMNC Newsletter No. 32, August 2016, page 921; *Mineralogical Magazine*, **80**, 915–922.

#### IMA No. 2016-034

Hollisterite

$\text{Al}_3\text{Fe}$

Khatyrka CV3 meteorite, Koryak Mountains, Far Eastern region, Russia ( $62^\circ 39'11''\text{N}$ ,  $174^\circ 30'2''\text{E}$ )

Chaney Lin, Chi Ma, Luca Bindi\* and Paul J. Steinhardt

\*E-mail: luca.bindi@unifi.it

Known synthetic analogue

Monoclinic:  $C2/m$

$a = 15.60$ ,  $b = 7.94$ ,  $c = 12.51$  Å,  $\beta = 108.1^\circ$   
 $3.500(43)$ ,  $2.098(100)$ ,  $2.097(85)$ ,  $2.064(44)$ ,  $2.040(79)$ ,  $2.032(84)$ ,  $2.030(82)$ ,  $1.985(83)$

Type material is deposited in the mineralogical collections of the Smithsonian Institution's National Museum of Natural History, Washington DC, USA, registration number USNM 7908

How to cite: Lin, C., Ma, C., Bindi, L. and Steinhardt, P.J. (2016) Hollisterite, IMA 2016-034. CNMNC Newsletter No. 32, August 2016, page 921; *Mineralogical Magazine*, **80**, 915–922.

### NOMENCLATURE PROPOSAL APPROVED IN JULY 2016

#### 16-D: Tinzenite

Proposal 16-D is accepted, and the formula of tinzenite is modified to take into account its  $\text{Mn}^{2+}$  content. The new formula is  $\text{Ca}_2\text{Mn}_4^{2+}\text{Al}_4[\text{B}_2\text{Si}_8\text{O}_{30}](\text{OH})_2$ , by analogy with formulae of other axinite-group minerals.

**16-E: Liguriaite** (name discredited)

Proposal 16-E is accepted. The two minerals “lavinskyite” and “liguriaite” (IMA 2014-035), which correspond to two polytypes in the OD family of lavinskyite, have to be designated as lavinskyite-2*O* and lavinskyite-1*M*, respectively. The name “liguriaite” is consequently discredited.

**16-F: Girdite** (discredited)

Proposal 16-G is accepted. The original description of girdite was based on data obtained from at least two and probably more different phases, among which are oboyerite and ottoite. Consequently, girdite is discredited.

**Ralstonite and coulsellite** (renamed)

Ralstonite and coulsellite have been recognized to belong to the pyrochlore supergroup. Following the recently approved nomenclature of pyrochlores, ralstonite has been renamed **hydrokenoralstonite**, and coulsellite has been renamed **fluornatrocoulsellite**. Both minerals have also been formally incorporated into the pyrochlore supergroup.

**IMA 2015-128** (renamed)

The new mineral IMA 2015-128 has been recently approved with the name leoszilardite (see CNMNC Newsletter 31). Shortly thereafter it turned out that the correct spelling of the person after whom the mineral took its name was Leó Szilárd. Accordingly, the new mineral has to be named **leószilárdite**.

**IMA 2008-035** (renamed)

The new mineral IMA 2008-035 has been approved with the name stetindite. Curiously enough, it took eight years before someone (Anthony R. Kampf) noted that the mineral has *REEs* as essential constituents and, in keeping with general nomenclature guidelines, its name must include a Levinson suffix. Accordingly, the mineral has to be named **stetindite-(Ce)**.

**ERRATUM**

In the CNMNC Newsletter 31, the space group of huenite (IMA 2015-122) was incorrectly given as  $P3_1/c$ . The correct space group is  $P3_1c$ .