

Sabellaria nanella (Sabellariidae): from solitary subtidal to intertidal reef-building worm at Monte Hermoso, Argentina (39°S, south-west Atlantic)

CLAUDIA BREMEC¹, CECILIA CARCEDO², M. CINTIA PICCOLO^{2,3}, EDER DOS SANTOS²
AND SANDRA FIORI^{2,3}

¹Instituto Nacional de Investigación y Desarrollo Pesquero (INIDEP)–Consejo Nacional de Investigaciones Científicas y Técnicas (CONICET)–Instituto de Investigaciones Marinas y Costeras (IIMC, UNMP–CONICET), ²Instituto Argentino de Oceanografía (IADO)–Consejo Nacional de Investigaciones Científicas y Técnicas (CONICET), Avenida Rivadavia, 1917 C1033AAJ CABA, Argentina, ³Universidad Nacional del Sur (UNS)

This contribution reports the first record of intertidal reefs built by the sabellariid worm Sabellaria nanella in the lower intertidal at Monte Hermoso beach, Argentina (39°S). All previous records of S. nanella in the study area correspond to solitary individuals from shallow subtidal depths in coastal environments, while the present findings refer to well established reefs on stony rocks. Worms sort medium size sand grains to build the reefs, which contain higher amount of organic matter than the surrounding sediments. Size structure of worms shows multiple size cohorts that include recent recruits and mature adults. Many invertebrates, i.e. various annelids, arthropods, molluscs, nemerteans and nematodes, are the frequent organisms living within the reef, some of them already recorded in the area. The presence of intertidal reefs of S. nanella indicates that the species has plasticity to adapt to environments with different physical conditions (subtidal–intertidal areas).

Keywords: *Sabellaria nanella*, reefs, intertidal, Argentina, south-west Atlantic

Submitted 20 May 2012; accepted 24 June 2012; first published online 4 September 2012

INTRODUCTION

A number of polychaete species are able to build reefs on stabilized hard substrata. These reefs are considered local hotspots of biodiversity; they are nursery grounds for juvenile fish and provide refuge and substrate to an array of organisms including invertebrates and fishes. Surveys have recorded a higher species number of decapods and stomatopods (Gore *et al.*, 1978), isopods and amphipods (Nelson & Demetriades, 1992), and fish (Gilmore, 1977; Lindeman & Snyder, 1999) within or adjacent to worm reefs compared to other habitats (Kirtley, 1968; Gore *et al.*, 1978; Zale & Merrifield, 1989; Lindeman & Snyder, 1999).

The Sabellariidae Johnston, 1865, placed within the Sabellida (Rouse & Fauchald, 1997), comprises non-colonial or colonial tube-dwelling and filter-feeding marine polychaetes, which occur from shallow to deep waters (Uebelacker, 1984). Colonies are formed by mass settlement (Eckelbarger, 1977) and aggregates of tubes are capable of colonizing wide areas along the coast (Pawlick, 1988). Sabellariids build tubes made of sand and mucous secretions, which attach to a variety of substrata, including rocks, seaweeds or invertebrates (Uebelacker, 1984; Hutchings, 2000; Morgado & Tanaka, 2001; Pérez

et al., 2005); their occurrence in coralline beds was recently reported in Brazilian subtidal waters (Santos *et al.*, 2010). Six species of *Sabellaria* Savigny, 1818 have been found in the south-western Atlantic Ocean: *S. bella* Grube, 1870; *S. bellis* Hansen, 1882; *S. corallinea* Santos *et al.*, 2010; *S. nanella* Chamberlin, 1919; *S. pectinata* Fauvel, 1928; and *S. wilsoni* Lana & Gruet, 1989. All of them were recorded in Brazil (Espírito Santo, Rio de Janeiro, Santa Catarina and Paraná States, 20–32°S, and Paraíba State, 7°S). Three species were collected in southern latitudes: *S. bellis* (Uruguay, 34–35°S), *S. nanella* (Argentina, 39°S) and *S. wilsoni* (Argentina, 38–39°S) (Bremec & Lana, 1994; Lana & Bremec, 1994; Bremec & Giberto, 2004; Chiaradia *et al.* 2007; Santos *et al.*, 2010).

Sabellaria nanella was already known as a solitary species from subtidal hard bottoms (10 m) located in the present study area. In this study, we report the first intertidal worm reefs of *S. nanella* discovered at 39°S in Monte Hermoso, Argentina and we give features (granulometry, organic matter content, dimensions and shape) that describe the reefs. We study the population size-structure of worms and the invertebrate fauna associated with the reefs.

Study area

The study area is located at 38°59′S–61°15′W (Monte Hermoso, Argentina) (Figure 1). This is a continuous dissipative sandy beach, ~32 km long, backed by a fringe of dunes, with gentle slope (0.5° to 2°), medium to fine sand (grain

Corresponding author:
S. Fiori
Email: sfiori@criba.edu.ar

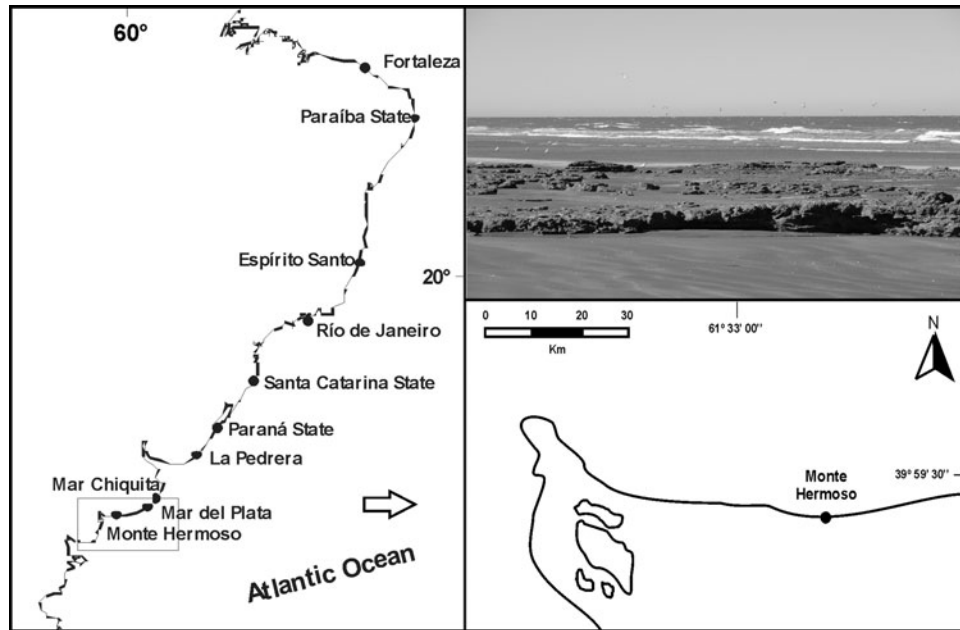


Fig. 1. Localities on the south-west Atlantic coast where species of sabellariids were recorded and sampling site in Buenos Aires province, Argentina.

size: 0.21 to 0.32 mm), strong wave action (height: 0 to 2 m) and high salinity (36.1). It is a mesotidal beach, with mean and maximum tide amplitudes 2.45 m and 3.61 m respectively. The mean annual seawater temperature fluctuates between 6°C (winter) and 19°C (summer) (Fiori, 2002). The wide intertidal fringe, more than 100 m, is interrupted by ledge of rocks in the west. *Sabellaria nanella* reefs develop on the stony rock.

MATERIALS AND METHODS

Samplings were made in May 2009 and in April 2010, during low tide, in a rocky outcrop located in the intertidal of Monte Hermoso (38° 59' S 61° 20' W). Length, width and height of the reefs located on this site were measured. The rocky outcrop area was measured with GPS in both years to assess fluctuations in the availability of settlement substrate.

Two reef samples and two sand samples (collected close to the stony rock) were taken in 2010 to develop sediment analyses. Samples were taken with a core of 5.5 cm of diameter. Reef samples were disaggregated and all specimens were removed. The sediments of reef and sand samples were dried in a stove (60°C). Mechanical sieving was made with a series of ten Standard Tyler sieves with decreasing mesh size to obtain the proportion of the main sand fractions in the Wentworth scale (very coarse, coarse, medium, fine and very fine sand, mud). Mean grain size was calculated following the method of Folk & Ward (1957). Sand samples and reef samples were compared to analyse if worms select grain size to build tubes (Chi square (χ^2) test). The organic matter (OM) contents of all the samples were determined by the wet oxidation method (Walkley & Black, 1965) to assess if the reef structure retains more OM than the surrounding areas (organic enrichment).

Biological samples (five replicate cores of 5.5 cm diameter and 15 cm long) were taken in 2009 and 2010 in one of the reefs at the 1 km site. The samples were fixed in a 4%

formaldehyde solution with seawater. At the laboratory, the samples were disaggregated under seawater and the material was sieved through a 500 μ m mesh; retained worms and associated fauna were sorted, identified and counted under binocular microscope and preserved in alcohol 70°.

Population size-structure of worms was studied from the biological samples taken in 2009. Total length, including caudal region was measured ($N = 333$) using an ocular micrometer attached to a stereoscopic microscope, and divided into 21 size-classes. The size-classes ranged from 0.5 mm to 21 mm, 0.5 mm interval each class. Size-frequency distribution histogram was analysed to recognize dominant size-groups using the Bhattacharya method (FISAT II software).

RESULTS

The exposed area of the rocky outcrops in the study site was 1293 m² in 2009 and 717 m² in 2010. Eleven reefs conformed by straight sandy tubes were located in different pools at the intermediate and low rocky intertidal zone selected in this study. The reefs showed two typical morphologies: elongated and circular. Elongated reefs developed on the lateral walls of the stony rock, reached 300 cm length, 40 cm width and 10 cm height. Circular reefs developed in concentric shape on the horizontal surface of the outcrops and reached 60 cm diameter and 30 cm height (Figure 2).

The results of the sedimentary analysis indicate significant differences between the sand in the tubes and the sand on the beach ($\chi^2 = 18.97$; $P = 0.02$). The tubes contain a higher percentage of medium grain size (35.54%) than the beach (16.67%) (Figure 3). OM contents were higher (7%) in the tubes than in the surrounding sand (3%).

Total length of worms ranged between 1.66 and 21.42 mm. The size distribution of worms reveals multiple size cohorts (~6 cohorts) that included recent recruits and mature adults (Figure 4).



Fig. 2. Reefs of *Sabellaria nanella* located at Monte Hermoso, Argentina: (A) elongated shape; (B) circular shape. Photographs: Sandra Fiori.

The associated fauna included annelids, arthropods, molluscs, nemerteans and nematodes (Table 1). Polychaeta were most abundant, followed by crustaceans and bivalves. Based on numerical abundance, *S. nanella* contributed with more

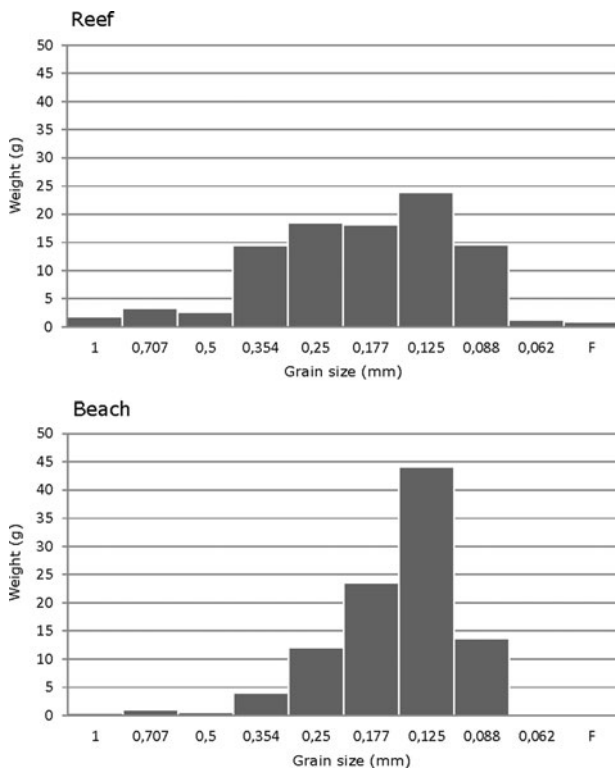


Fig. 3. Histograms of sand samples taken from the beach and from *Sabellaria nanella* reef, showing weight (g) of each fraction of sediment.

than 85% to the total number of individuals in both years. Mean density of this species was estimated in 19.84 ± 2.67 individuals per cm^2 in 2009 and 10.26 ± 5.99 individuals per cm^2 in 2010.

DISCUSSION

This study reports the presence of *S. nanella* in dense aggregates covering intertidal rocky outcrops located at nearly 39°S , Argentina. All previous records of the species in Argentina correspond to solitary specimens collected from shallow depths, 10 m, in rocky bottoms of Monte Hermoso (Bremec & Lana, 1994). It was never recorded in shelf areas intensively sampled in the Argentine Biogeographical Province (Bremec & Giberto, 2004, 2006). Previous records of this species in other south-west Atlantic areas correspond to the intertidal of Fortaleza, Brazil (27°S) and La Pedrera, Uruguay (34°S) (Kirtley, 1994) and Espírito Santo, Rio de Janeiro (Lana & Bremec, 1994) and Paraiba States, Brazil (Santos *et al.*, 2010). Lana & Bremec (1994) suggested that the disjunct distribution of the South American sabellariid fauna is in fact an actual zoogeographical pattern. This fact was analysed from another point of view that considers *S. nanella* is an invasive polychaete. The scattered records of the species in subtidal and intertidal habitats (USA, Ecuador, Uruguay, Brazil and Argentina) suggested the possibility of dispersal by means of attachment of colonies to hulls of ships (Kirtley, 1994).

Reefs presented two morphologies in the study site, elongated and circular, and some of them reached 3 m length; other prospections indicate that they are largely extended all along 20 km of sandy beaches with stony rock in neighbouring areas (S. Fiori, personal observation). Sabellariidae are highly competitive fast colonizers, characterized by a long lifespan and high fecundity and dispersal capability (Giangrande, 1997). The presence and reef-building capacity of the species, not registered previously in the intertidal zone, strongly influenced by tides and storms (Caló *et al.*, 2000, 2005), indicates its adaptation to environments with different physical conditions (subtidal and intertidal zones). It is interesting to point out that although both *S. wilsoni* and *S. nanella* were collected in the subtidal of the study location (Lana & Bremec, 1994), only the latter settled in the intertidal and developed reefs.

It is well known that gregarious species colonize wide areas along the coast and dominate in abundance (Pawlick, 1988). The development of *S. nanella* seems to be very successful on Monte Hermoso beach; the species properly selected suitable building sand for the production of tubes and reefs, which generate a matrix of organic matter favourable for the development of a variety of associated invertebrates. Previous studies show that the colonies constitute valuable habitats for other organisms, favouring species richness or providing feeding grounds (Wilson, 1971; Kirtley, 1994). We sorted a total of 15 taxa; the 6 most abundant taxa were collected in both sampling periods. Eleven of the associated species were previously registered in the intertidal mytilid *Brachidontes rodriguezii* (d'Orbigny, 1846) community in the study area (dos Santos *et al.*, 2009) and in other localities of the Buenos Aires province, i.e. Necochea (Adami *et al.*, 2004) and Mar del Plata (Vallarino, 2002). The number of species collected in other reefs worldwide was higher than those

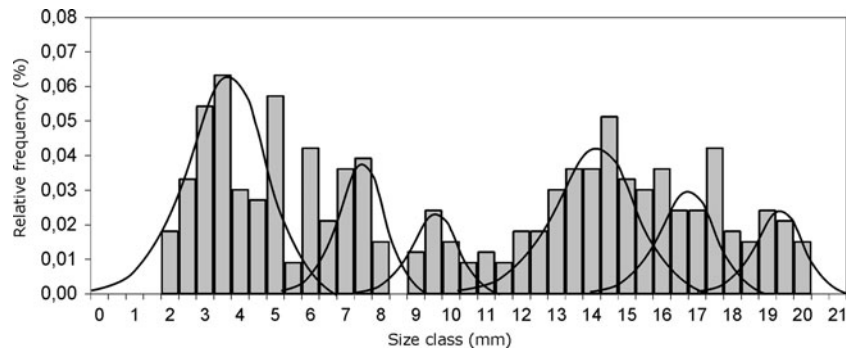


Fig. 4. Size–frequency distribution of the population of *Sabellaria nanella* sampled in May 2009 at Monte Hermoso, Argentina.

collected in the present samplings, reaching more than 70 taxa in many cases, and included a variety of crustaceans, molluscs, polychaetes, bryozoans, anthozoans and fishes (Gilmore, 1977; Gore *et al.*, 1978; Posey *et al.*, 1984; Caline *et al.*, 1992; La Porta & Nicoletti, 2009).

The presence of polychaete reefs on the Buenos Aires sea-shore has been unexpectedly registered during recent years. *Sabellaria wilsoni* aggregations, between 20 and 30 cm height and nearly 100 cm in diameter, were found in pools at the upper rocky intertidal of Mar del Plata (38°S) in 2006 (Chiaradia *et al.*, 2007) and a solitary specimen of the same species was found in the Mar Chiquita coastal lagoon (37°40'S) in 2001, associated with the most austral reefs of *F. enigmaticus* (Obenat, 2002; Bremec & Giberto, 2004). In both cases, the colonized habitats are strongly influenced by tides and historical information does not report the presence

of the species in littoral zones (Olivier *et al.*, 1966; Elías & Bremec, 2004). Other recent observations in the region (Mar del Plata, 38°S) report large biogenic reefs of *Boccardia proboscidea* (Hartman, 1940) and the presence and stability of the reefs was related to increased organic contamination as a structuring factor (Jaubet *et al.*, 2011).

Larval settlement seems to be induced by the presence of conspecific reefs in gregarious species; larvae of a reef-forming sabellariid responded first to proper flow conditions and then to chemical cues that induced metamorphosis under experimental small spatial scales (Pawlik, 1988; Pawlik *et al.*, 1991). The desperate larvae hypothesis (Toonen & Pawlik, 1994) suggests that all larvae of a gregarious species should initially delay metamorphosis while searching for a suitable habitat, but could eventually colonize a new substratum if unsuccessful in locating conspecifics. This hypothesis is supported from studies of sessile and filter feeding polychaetes; presence of adults may indicate suitable abiotic (e.g. tidal height) and biotic (e.g. absence of predators) conditions but, in principle, any hard substratum offers such species an attachment site and the opportunity to feed. A juvenile isolated on a bare rock can filter-feed in the absence of conspecifics, and if it survives long enough for other larvae to settle on it or nearby, it may obtain access to mates (Botello & Krug, 2006). Results from models of habitat choice suggest that a combination of the length of time available to search and the frequency and relative payoff of optimal habitat in the environment exert the greatest influence on individual settlement of competent larvae. In absence of strong habitat specialization, once encounter rates for the optimal habitat have decreased to the point that some larvae complete the planktonic period without ever encountering the optimal habitat, the model predicts that selection should result in larvae having variable settlement preferences (Toonen & Tyre, 2007). For feeding larvae, local food availability in the plankton should strongly affect the benefits of delaying metamorphosis in the absence of settlement cues, and habitat choice for most organisms is clearly a dynamic process leading to an adaptive strategy to avoid direct and deferred costs (larval energy use) (Elkin & Marshall, 2007).

In the case of *S. nanella* reefs at 39°S along the coast of Buenos Aires, the findings show that trophic availability, together with local nearshore patterns of circulation and larval transport, permitted the species to colonize new coastal areas. *Sabellaria nanella* intertidal reefs were discovered in 1995 at Monte Hermoso and in 2000 at Pehuen C o, becoming conspicuously extensive during recent years

Table 1. List of invertebrate taxa associated with *Sabellaria nanella* intertidal reefs at Monte Hermoso, Argentina.

Phylum	Species	2009 Mean density \pm SD	2010 Mean density \pm SD
Annelida	<i>Sabellaria nanella</i>	471.20 \pm 63.48	243.60 \pm 142.19
	<i>Syllis prolixa</i>	15.40 \pm 9.56	2.00 \pm 2.12
	Phyllodocidae	4.60 \pm 4.72	1.40 \pm 2.61
	<i>Perinereis</i> sp.	1.20 \pm 1.10	1.60 \pm 2.61
	Syllidae	0.50 \pm 0.71	1.40 \pm 1.95
	Polychaeta unidentified	1.00 \pm 0.00	1.20 \pm 1.64
	Arthropoda	<i>Monocorophium insidiosum</i>	5.60 \pm 2.88
<i>Sphaeroma serratum</i>		2.00 \pm 1.00	24.60 \pm 14.06
<i>Cyrtograpsus</i> sp.		0.50 \pm 0.71	1.10 \pm 1.10
<i>Coenophthalmus tridentatus</i>		0.33 \pm 0.58	
Echiura unidentified		1.20 \pm 1.10	
Mollusca	<i>Brachidontes rodriguezii</i>	7.20 \pm 3.42	1.60 \pm 1.52
	<i>Ostrea spreta</i>	1.00 \pm 0.00	
	Bivalvia	2.00 \pm 1.41	
Nemertina	Nemertina unidentified	3.20 \pm 1.30	
Nematoda	Nematoda unidentified	2.00 \pm 1.15	

SD, standard deviation.

(G. Perillo, personal communication; S. Fiori, personal observation). The increment of stony rock areas on the beach is a phenomenon produced by marine erosion that is affecting the coastline in the littoral of Buenos Aires. The settlement of *S. nanella* in the intertidal fringe is favoured by this erosive process, which is particularly intensive on Monte Hermoso beach (Vaquero *et al.*, 2004). Both hydrodynamic and sedimentological regimes play a role in promoting, or restricting, the distribution of sabellariid reefs into intertidal zone (see Kirtley, 1994). Once settled on intertidal, *S. nanella* should adapt not only to desiccation periods and physical impact of waves, but also to anoxia or hypoxia when they remain buried during the periods of accumulation of sand. One of these periods was recorded in the sampling of 2010 when both a smaller exposed stony rock area and a lower density of individuals than the year before were estimated. These results could indicate that the sedimentary dynamics is a structuring factor to the community.

Recent studies of other reef-building polychaetes conclude that the main biological factor that may positively or negatively affect their structural development is the reproduction and recruitment mechanism of the pelagic larvae, still dominated and oriented by physical factors associated with hydrodynamics (Gruet, 1986; La Porta & Nicoletti, 2009; Culloty *et al.*, 2010). The *S. alveolata* reefs development in European littoral was summarized in different periods: primary settlement phase; growth phase; stagnation phase; and destruction phase (Gruet, 1986). Some of the biological features observed in the present study are characteristic of the growth phase: parallel tube orientation; numerical abundance of *S. nanella*; size structure with multiple size cohorts (presence of recruits and mature adults); and, although reduced and covered by sand, the general morphology of the reefs did not show signs of destruction or changes of colour. The phase is a result of a constantly disturbed and precarious balance between biological and physical factors, hence it is controversial to assign any period of development to the reefs studied at Monte Hermoso beach, where dense aggregations conforming to well-developed reefs on stony rocks were found.

ACKNOWLEDGEMENTS

This research is dedicated to our friend Dim. This work was supported by Agencia Nacional de Promoción Científica y Tecnológica (M.C.P. PICT 1202- and C.B. Pict 2007-02200) and Secretaria de Ciencia y Técnica de la Universidad Nacional del Sur (S.M.F. PGI 24/ZB40). This is INIDEP Contribution No. 1730.

REFERENCES

- Adami M.L., Tablado A. and López-Gappa J. (2004) Spatial and temporal variability in intertidal assemblages dominated by the mussel *Brachidontes rodriguezii* (d'Orbigny, 1846). *Hydrobiologia* 520, 49–59.
- Botello G and Krug P.K. (2006) 'Desperate larvae' revisited: age, energy and experience affect sensitivity to settlement cues in larvae of the gastropod *Alderia* sp. *Marine Ecology Progress Series* 312, 149–159.
- Bremec C. and Giberto D. (2004) New records of two species of *Sabellaria* (Polychaeta, Sabellariidae) from the Argentinean Biogeographic Province. *Revista de Biología Marina y Oceanografía* 39, 101–105.
- Bremec C. and Giberto D. (2006) Polychaetes assemblages in the Argentinean Biogeographical Province (34°–38°S). *Scientia Marina* 70, 249–257.
- Bremec C. and Lana P. (1994) New records of Sabellariidae (Annelida, Polychaeta) from Argentina. *Neritica* 8, 47–53.
- Caline B., Gruet I., Legendre C., Le Rhun J., L'Homer A., Mathieu R and Zbinden R. (1992) The Sabellariid reefs in the Bay of Mont Saint-Michel, France. Ecology, geomorphology, sedimentology and geologic implications. *Contributions to Marine Science* 1, 1–156.
- Caló J., Fernández E., Marcos A., Aldacour H. and Varela P. (2000) Comparación del efecto de dos tormentas en la ciudad de Monte Hermoso, Argentina. *Geoacta* 25, 40–48.
- Caló J., Fernández E., Marcos A. and Aldacour H. (2005) Observaciones litorales ambientales de olas, corrientes y vientos de la playa de Monte Hermosos entre 1996 y 1999. *Geoacta* 30, 27–38.
- Chiaradia N., Marchesi C., Azzone D., San Martín A., Giberto D., Bremec C. and Elías R. (2007) An unexpected reef-building worm in Mar del Plata, Argentina (SW Atlantic). Abstract in *9th International Polychaete Conference*, 12–17 August, Maine, USA.
- Culloty S., Favier E., Riada M., Ramsay N. and O'Riordan R. (2010) Reproduction of the biogenic reef-forming honeycomb worm *Sabellaria alveolata* in Ireland. *Journal of the Marine Biological Association of the United Kingdom* 90, 503–507.
- Eckelbarger K. (1977) Larval development of *Sabellaria floridenis* from Florida and *Phragmatopoma californica* from Southern California (Polychaeta: Sabellariidae), with a key to the sabellariid larvae of Florida and a review of development in the family. *Bulletin of Marine Science* 27, 241–255.
- Elías R. and Bremec C. (2004) Poliquetos. In Boschi E.E. and Cousseau M.B. (eds) *La vida entre mareas: vegetales y animales de las costas de Mar del Plata, Argentina*. Mar del Plata: Publicaciones especiales INIDEP, pp. 123–130.
- Elkin E. and Marshall D.J. (2007) Desperate larvae: influence of deferred costs and habitat requirements on habitat selection *Marine Ecology Progress Series* 335, 143–153.
- Fiori S.M. (2002) Ecalogía poblacional de la almeja amarilla (Mesodesma mactroides) en el extremo austral de su distribución. PhD thesis. Universidad Nacional del Sur, Bahía Blanca, Argentina, 138 pp.
- Folk R.L. and Ward W. (1957) Brazos River Bar: a study in the significance of grain size parameters. *Journal of Sedimentary Petrology* 27, 3–26.
- Giangrande A. (1997) Polychaete reproductive patterns, life cycles and life histories: an overview. *Oceanography and Marine Biology: an Annual Review* 35, 323–386.
- Gilmore R. (1977) Fishes of the Indian River lagoon and adjacent waters, Florida. *Bulletin of the Florida State Museum, Biological Science* 22, 101–147.
- Gore R., Scotto L. and Becker L. (1978) Community composition, stability, and trophic partitioning in decapod crustaceans inhabiting some subtropical sabellariid worm reefs: studies on decapod Crustacea from the Indian River region of Florida. IV. *Bulletin of Marine Science* 28, 221–248.
- Gruet Y. (1986) Spatio-temporal changes of sabellariid reefs built by the sedentary polychaete *Sabellaria alveolata* (Linné). *Marine Ecology (P.S.Z.N.)* 7, 303–319.

- Hutchings P.** (2000) Family Sabellariidae. In Beesley P., Ross G. and Glasby C.J. (eds) *Polychaetes and allies: the southern synthesis. Fauna of Australia, volume 4. Polychaeta, Myzostomida, Pogonophora, Echiura, Sipuncula*. Melbourne: CSIRO Publishing, pp. 215–218.
- Jaubet M.L., Sánchez M.A., Rivero M.S., Garaffo G.V., Vallarino E.A. and Elías R.** (2011) Intertidal biogenic reefs built by the polychaete *Boccardia proboscidea* in sewage-impacted areas of Argentina, SW Atlantic. *Marine Ecology: an Evolutionary Perspective* 32, 188–197. doi: 10.1111/j.1439-0485.2010.00415.x.
- Kirtley D.** (1968) The reef builders. Natural history. *Journal of the American Museum of Natural History* 77, 40–55.
- Kirtley D.** (1994) A review and taxonomic revision of the Family Sabellariidae Johnston, 1865 (Annelida; Polychaeta). Vero Beach, FL: Sabecon Press Science Series, 223 pp.
- La Porta B. and Nicoletti L.** (2009) *Sabellaria alveolata* (Linnaeus) reefs in the central Tyrrhenian Sea (Italy) and associated polychaete fauna. *Zoosymposia* 2, 527–536.
- Lana P. and Bremec C.** (1994) Sabellariidae (Annelida, Polychaeta) from South America. In Dauvin J.C., Laubier L. and Reish D.J. (eds) Actes de la 4ème Conférence Internationale des Polychètes. *Memoires du Muséum National d'Histoire Naturelle* 162, 211–222.
- Lindeman K.C. and Snyder D.B.** (1999) Nearshore hardbottom fishes of southeast Florida and effects of habitat burial caused by dredging. *Fisheries Bulletin* 97, 508–525.
- Morgado E. and Tanaka M.** (2001) The macrofauna associated with the bryozoan *Schizoporella serrata* (Walters) in southern Brazil. *Scientia Marina* 65, 173–181.
- Nelson W. and Demetriades L.** (1992) Peracarids associated with sabellariid worm rock (*Phragmatopoma lapidosa* Kinberg) at Sebastian Inlet, Florida, U.S.A. *Journal of Crustacean Biology* 12, 647–654.
- Obenat S.** (2002) *Estudios ecológicos de Ficopomatus enigmaticus (Polychaeta: Serpulidae) en la laguna Mar Chiquita, Buenos Aires, Argentina*. PhD thesis. University of Mar del Plata, Mar del Plata, Argentina.
- Olivier S., Escofet A., Orensanz J.M., Pezzani S., Turró A.M. and Turró M.** (1966) Contribución al conocimiento de las comunidades bentónicas de Mar del Plata. I. El litoral rocoso entre Playa Grande y Playa Chica. *Anales de la Comisión de Investigaciones Científicas de la Provincia de Buenos Aires* 7, 185–206.
- Pawlik J.R.** (1988) Larval settlement and metamorphosis of sabellariid polychaetes with special reference to *Phragmatopoma lapidosa*, a reef building species, and *Sabellaria floridensis*, a non-gregarious species. *Bulletin of Marine Science* 43, 41–60.
- Pawlik J.R., Butman C.A. and Starczak V.R.** (1991) Hydrodynamic facilitation of gregarious settlement of a reef-building tube worm. *Science* 251, 421–424.
- Pérez C.D., Vila-Nova D. and Santos A.M.** (2005) Associated community with the zoanthid *Palythoa caribaeorum* (Duchassaing and Michelotti, 1860) (Cnidaria, Anthozoa) from littoral of Pernambuco, Brazil. *Hydrobiologia* 548, 207–215.
- Posey M., Pregnall A. and Graham R.** (1984) A brief description of a subtidal sabellariid (Polychaeta) reef on the southern Oregon coast. *Pacific Science* 38, 28–33.
- Rouse G. and Fauchald K.** (1997) Cladistics and polychaetes. *Zoologica Scripta* 26, 139–204.
- Santos A.S., Riul P., Brasil A. and Christofferesen M.** (2010) Encrusting Sabellariidae (Annelida: Polychaeta) in rhodolith beds, with description of a new species of *Sabellaria* from Brazilian coast. *Journal of the Marine Biological Association of the United Kingdom* 91, 425–438.
- Toonen R.J. and Pawlik J.R.** (1994) Foundations of gregariousness. *Nature (London)* 370, 511–512.
- Toonen R.J. and Tyre A.J.** (2007) If larvae were smart: a simple model for optimal settlement behavior of competent larvae. *Marine Ecology Progress Series* 349, 43–61.
- Uebelacker J.M.** (1984) Family Sabellariidae. In Uebelacker J.M. and Johnson P.G. (eds) *Taxonomic guide to the polychaetes of the northern Gulf of Mexico*. Barry Matarie, LA: A. Vittor & Associates, Inc., 7:49.1–49.10
- Vallarino E.A.** (2002) *La comunidad bentónica intermareal de Brachidontes rodriguezii (D'orb.) y su relación con el efluente cloacal de la ciudad de Mar del Plata (38°S)*. PhD thesis. University of Mar del Plata, Mar del Plata, Argentina.
- Vaquero M.C., Pascale J.C. and Ercolani P.** (2004) Comunidad–Municipio–Universidad. Propuesta de desarrollo turístico. Estudio de caso: Municipio de Monte Hermoso. *Aportes y Transferencias* 8, 75–88.
- Walkley A. and Black C.A.** (1965) Organic carbon. In Black C.A. (ed.) *Methods of soil analysis*. Madison, WI: American Society of Agronomy, pp. 1372–1375.
- Wilson D.P.** (1971) *Sabellaria* colonies at Duckpool, North Cornwall, 1961–1970. *Journal of the Marine Biological Association of the United Kingdom* 51, 509–580.
- and
- Zale A. and Merrifield S.** (1989) Species profiles: life histories and environmental requirements of coastal fishes and invertebrates (South Florida). Reef building tube worm. *Biological Report of the Army Corps of Engineers* 82, 1–12.

Correspondence should be addressed to:

S. Fiori
 Instituto Argentino de Oceanografía (IADO)–Consejo Nacional de Investigaciones Científicas y Técnicas (CONICET)
 Avenida Rivadavia, 1917 C1033AAJ CABA, Argentina
 email: sfiori@criba.edu.ar