

This is a “preproof” accepted article for Weed Science. This version may be subject to change in the production process, *and does not include access to supplementary material*.

DOI: 10.1017/wet.2025.8

Short title: Multiple resistance *A. palmeri*

Resistance Profile of Glufosinate-Resistant Palmer amaranth Accessions and Herbicide Options

Pâmela Carvalho-Moore¹, Jason K. Norsworthy², Maria C. C. R. Souza¹, L. Tom Barber³, Leonard Bonilha Piveta⁴, Ingo Meiners⁵, Aimone Porri⁶

¹Graduate Research Assistant (0000-0002-4832-9062 and 0000-0002-9378-9586), Department of Crop, Soil and Environmental Sciences, University of Arkansas, Fayetteville, AR, USA

²Distinguished Professor and Elms Farming Chair of Weed Science (0000-0002-7379-6201), Department of Crop, Soil and Environmental Sciences, University of Arkansas, Fayetteville, AR, USA

³Professor and Extension Weed Scientist, Department of Crop, Soil, and Environmental Sciences, University of Arkansas, Lonoke, AR, USA

⁴Post-Doctoral Researcher (0000-0002-6238-0710), Department of Botany and Plant Pathology, Purdue University, West Lafayette.

⁵Biology R & D Group Leader – Weed Control (0009-0005-6094-0859), BASF Corporation, Research Triangle Park, NC, USA

⁶Laboratory Head – Weed Resistance Research (0000-0001-7846-6722), BASF SE, Limburgerhof, Germany

Corresponding author: Pâmela Carvalho-Moore, University of Arkansas, 1354 W Altheimer Dr, Fayetteville, AR 72704 (pcarvalh@uark.edu)

This is an Open Access article, distributed under the terms of the Creative Commons Attribution-NonCommercial-NoDerivatives licence (<http://creativecommons.org/licenses/by-nc-nd/4.0/>), which permits non-commercial re-use, distribution, and reproduction in any medium, provided the original work is unaltered and is properly cited. The written permission of Cambridge University Press must be obtained for commercial re-use or in order to create a derivative work.

Abstract

Glufosinate resistance was previously confirmed in three Palmer amaranth accessions from Arkansas (MSR1, MSR2, and CCR). Greenhouse screening results suggested the presence of multiple herbicide resistance. Therefore, this study aimed to determine the postemergence resistance profile of three glufosinate-resistant Palmer amaranth accessions from Arkansas. Field experiments were also conducted to assess preemergence (PRE) and postemergence (POST) herbicide options to control the accession with the highest glufosinate resistance level (MSR2). A dose-response assay with the three resistant accessions and two susceptible standards was conducted with the herbicides 2,4-D, atrazine, dicamba, diuron, fomesafen, glyphosate, imazethapyr, and mesotrione. The PRE and POST field experiments with MSR2 evaluated fifteen and sixteen single active ingredients, respectively. The previously described Palmer amaranth accessions carrying glufosinate resistance were also confirmed resistant to six other POST herbicides: 2,4-D, diuron, fomesafen, glyphosate, imazethapyr, and mesotrione. CCR is also resistant to dicamba. Therefore, accessions MSR1, MSR2, and CCR have evolved resistance to POST herbicides pertaining to seven sites of action. A shift towards increased tolerance to atrazine has been observed among all resistant accessions as well. Overall, field PRE treatments with atrazine, pyroxasulfone, or trifludimoxazin obtained the highest MSR2 control levels at all evaluation times and the lowest number of seedlings emerging at 3 and 6 weeks after treatment. In the POST experiment, only paraquat obtained MSR2 control levels above 90% at all ratings. The lowest number of alive MSR2 plants was obtained in POST treatments with paraquat or trifludimoxazin. Fields near where glufosinate resistance has been confirmed in Palmer amaranth will likely demand a more diverse and proactive management strategy relying on combinations of chemical, cultural, and mechanical control tactics. Future efforts should focus on sequential applications and mixture, the elucidation of all resistance mechanisms in the evaluated accessions, and soil applied dose-response.

Nomenclature: 2,4-D; atrazine; dicamba; diuron; fomesafen; glyphosate; imazethapyr; mesotrione; paraquat; pyroxasulfone; trifludimoxazin; Palmer amaranth, *Amaranthus palmeri* S. Watson

Keywords: multiple herbicide resistance; limited chemical control; seven-way postemergence resistance

Introduction

Up to the early 2000s, Palmer amaranth was only occasionally mentioned in scientific manuscripts. With the report of a Palmer amaranth population from Georgia resistant to glyphosate in 2005, this species quickly became one of the most challenging row crop weeds in the USA and is now frequently mentioned in the weed science literature (Culpepper et al. 2006; Heap 2024; Van Wychen 2022). A native plant from the desert region located in the southwestern United States and Mexico, Palmer amaranth is a formidable and extensively studied species that has been resiliently adapting to new environments through its prolific seed production, rapid growth rates, obligated outcrossing reproductive behavior, high genetic diversity transmitted through generations, and facility to evolve herbicide resistance (Chandi et al. 2013; Heap 2024; Horak and Loughin 2000; Keeley et al. 1987; Oliveira et al. 2022; Sauer 1957; Sellers et al. 2003; Ward et al. 2013; Wetzel et al. 1999). Unsurprisingly, yield reductions in crops are highly associated with Palmer amaranth interference (Burke et al. 2007; Klingaman and Oliver 1994; Massinga et al. 2001; Morgan et al. 2001).

Resistance to herbicides belonging to nine distinct sites of action (SOA) has been confirmed in Palmer amaranth accessions across the USA (Heap 2024). The SOAs are Weed Science Society of America (WSSA)/Herbicide Resistance Action Committee (HRAC) group 2 (acetolactate synthase), group 3 (microtubule assembly inhibitors), group 4 (synthetic auxins), group 5 (photosystem II inhibitors), group 9 (5-enolpyruvylshikimate-3-phosphate synthase inhibitor), group 10 (glutamine synthetase inhibitor), group 14 [protoporphyrinogen oxidase (PPO) inhibitor], group 15 (very long-chain fatty acid elongase synthesis inhibitors), and group 27 (4-hydroxyphenylpyruvate dioxygenase inhibitors). Upon identification of resistant weeds in an area, chemical control will often rely on a herbicide with a different SOA. Continued use of single chemistries allied with high genetic variation and obligated outcrossing habits may select Palmer amaranth plants with additional resistance (Chandi et al. 2013; Sauer 1957; Wetzel et al. 1999; Zimdahl and Basinger 2024). In fact, Palmer amaranth accessions carrying five- or six-way resistance have been previously identified (Kumar et al. 2019; Shyam et al. 2021). The presence of accessions carrying multiple resistance complicates weed management by reducing the already limited herbicide options.

Palmer amaranth accessions surviving several glufosinate applications were collected in Arkansas from cotton fields located in Crittenden County (CCR accession) and Mississippi

County (MSR1 and MSR2 accessions) in 2019 and 2020. Glufosinate resistance was confirmed for all three accessions with resistance fold compared to two susceptible standards ranging from 5.1 to 5.9 in CCR, 16.9 to 19.7 in MSR1, and 23.5 to 27.4 in MSR2 (Priess et al. 2022). Initial greenhouse screening results suggested the presence of multiple resistance in these accessions due to the lack of control with different herbicides (Priess et al. 2022). Therefore, there is a research gap regarding the chemical options available to control this problematic biotype. The objective of this study was to determine the postemergence resistance profile of three previously confirmed glufosinate-resistant Palmer amaranth accessions (MSR1, MSR2, and CCR) to multiple postemergence herbicides. Additionally, field experiments were conducted to assess preemergence (PRE) and postemergence (POST) herbicide options to control the accession that showed the highest resistance to glufosinate (MSR2).

Materials and Methods

Whole plant postemergence dose-response

A dose-response assay was conducted under controlled environmental conditions (25 ± 5 C and 16-h day) at greenhouse facilities located at the Milo J. Shult Agricultural Research and Extension Center in Fayetteville, AR, to obtain the resistance profile of glufosinate-resistant Palmer amaranth accessions. Seeds from glufosinate-resistant accessions were collected in 2019 (CCR) and 2020 (MSR1 and MSR2). The collected seeds were sown, plants grown to the 5- to 6-leaf stage, and then sprayed with glufosinate (Liberty[®], BASF Corporation, Research Triangle, NC, USA) at 656 g ai ha^{-1} ($1\times$). Survivors were allowed to set seeds which were used in the dose-response assay. Additionally, two well-characterized susceptible standards collected in South Carolina in 1986 (SS1) and in Arkansas in 2001 (SS2) were included for comparison.

The herbicides evaluated included: 2,4-D (group 4), atrazine (group 5), dicamba (group 4), diuron (group 5), fomesafen (group 14), glyphosate (group 9), imazethapyr (group 2), and mesotrione (group 27). To account for differences in sensitivity, dose structures differed across the accessions and herbicides (Table 1). Palmer amaranth seedlings were transplanted into 50-cell trays (SureRoots Deep 50 Cell Plug Trays with 28 by 54 cm and cell depth of 7.5 cm; Greenhouse Megastore, Danville, IL) filled with potting mix (Sun Gro[®] Horticulture, Agawam, MA) and sprayed when most plants reached the 5- to 6-leaf stage (height ranging from 7 to 10 cm). The experiment was organized as a completely randomized design with two (2,4-D,

atrazine, dicamba, fomesafen, glyphosate, and imazethapyr) or three (diuron and mesotrione) experimental runs. A total of 50 seedlings per accession and per herbicide dose were sprayed in each experimental run.

Herbicide treatments were delivered in a two-nozzle spray chamber equipped with 1100067 nozzles (TeeJet® Technologies, Glendale Heights, IL) calibrated to deliver 187 L ha⁻¹ at 1.6 km h⁻¹. The percentage mortality was calculated using the number of plants alive counted before and 4 weeks after treatment (WAT).

Preemergence and postemergence experiments

Bare ground field experiments were conducted to determine the available PRE and POST herbicide options to control highly glufosinate-resistant Palmer amaranth accession, MSR2. In the summer of 2021, MSR2 seeds were spread and incorporated with a power-takeoff driven rototiller over a 2 hectares (ha) secluded field at the Milo J. Shult Agricultural Research and Extension Center in Fayetteville, AR (36°5'31" N, 94°11'05" W). Palmer amaranth plants were allowed to grow and were sprayed with glufosinate at 656 g ai ha⁻¹ (1×). Survivors were allowed to produce and deposit seeds to ensure the MSR2 presence in the experiments conducted in the following years. The field was previously used for pasture and had no history of Palmer amaranth. The experiments were established on Captina silt loam soil with a pH of 6.6 and organic matter of 2.6%. No crops were present in either experiment due to the array of products tested.

The PRE experiment was organized in a randomized complete block design and spatially replicated in June 17th 2022, June 9th 2023, and May 30th 2024. Each treatment had four replications in 2022 and 2023 and three replications in 2024. Plots measured 1.8-m wide by 3-m long in 2022 and 1.8-m wide by 6.1-m long in 2023 and 2024. Before trial initiation, the whole area was mowed and tilled to ensure weed-free conditions. After tillage, fifteen PRE herbicides were applied at the recommended crop rate (Table 2), with a nontreated control included for comparison. Herbicide applications were conducted using a CO₂-pressurised backpack sprayer with a four-nozzle handheld boom equipped with 110015 AIXR nozzles (Air Induction Extended Range; TeeJet® Technologies, Glendale Heights, IL, USA) calibrated to deliver 140 L ha⁻¹ at 4.8 km h⁻¹. Rainfall data (Figure 1), which aided the incorporation of PRE herbicides into the soil solution, were obtained from a weather station approximately 1 km from the field. In all years,

the field received at least 2 cm of rainfall within 7 days of PRE herbicide application.

The POST experiment was organized in a randomized complete block design with four replications. The experiment was spatially repeated on June 26, 2023, and June 20, 2024, with plots measuring 1.8-m wide by 3-m long in both years. Palmer amaranth plants were sprayed with sixteen POST herbicides at the recommended burndown or crop rate (Table 3). A nontreated control was kept for comparison. Plant height at the time of application ranged from 5 to 12 cm in 2023 and 2.5 to 15 cm in 2024. The Palmer amaranth density at the time of POST application across the nontreated plots in 2023 averaged 161 plants m⁻² and 2024 averaged 36 plants m⁻². Application equipment and conditions were similar to the ones described for the PRE experiment, except 110015 TTI (Turbo Teejet Induction; TeeJet[®] Technologies, Glendale Heights, IL, USA) nozzles were used for the dicamba treatment. One day after the POST treatments, the whole experimental area was sprayed with pyroxasulfone at 170 g ai ha⁻¹ (Zidua[®], BASF Corporation, Research Triangle, NC, USA) to avoid Palmer amaranth emergence.

Two 0.25 m² quadrats were randomly placed in all plots of the PRE and POST experiments. Palmer amaranth seedlings were counted from each quadrat at 3 and 6 WAT (end of the PRE experiment) in the PRE experiment, and visible control was rated at 3, 4, 5, and 6 WAT. In the POST experiment, alive Palmer amaranth plants were counted at 4 WAT (end of the POST experiment), and visible control was rated at 1, 2, 3, and 4 WAT. The visible control assessments followed a 0 (no control) to 100% (complete control) rating scale in comparison to the nontreated (Frans et al. 1986). At the end of each experiment, Palmer amaranth biomass was collected from the two quadrats in each plot in both experiments. Biomass reduction was calculated as a percent compared to the nontreated, using Equation 1:

$$\text{Biomass reduction (\%)} = \left[\frac{\text{nontreated} - \text{individual plot}}{\text{nontreated}} \right] \times 100 \text{ [1]}$$

Data analysis

The mortality (%) data obtained in the dose-response experiment were analyzed using the Fit Curve Platform in JMP[®] Pro 18.0.2 (SAS Institute, Cary, NC). The lowest calculated Akaike information criterion corrected and Bayesian information criterion (Burnham and Anderson 2004), root mean square error, and R^2 were used to evaluate the fit of various nonlinear models. Based on these criteria, the best nonlinear model fit for the dose-response data was Weibull growth curve. The Weibull growth curve model is defined by Equation 2:

$$Y = a * \{1 - \text{Exp} \left[- \left(\frac{\text{Herbicide rate}}{b} \right)^c \right] \} \quad [2]$$

where Y is the mortality (%), a is the asymptote, b is the location parameter, and c is the growth rate. The mortality data were pooled across experimental runs. Individual Weibull growth curves were fit for each herbicide by accession, and the regression parameters are available in Table 4. The predicted rates causing 50% (LD_{50}) and 90% (LD_{90}) mortality for each herbicide and accession were calculated. The lower and upper 95% estimated confidence intervals were also calculated to determine if glufosinate-resistant accessions (MSR1, MSR2, and CCR) differed from the susceptible standards (SS1 and SS2). The resistant:susceptible (R/S) fold was calculated by dividing the LD_{50} or LD_{90} estimated values of each glufosinate-resistant accession by the LD_{50} or LD_{90} values of both susceptible standards. If the confidence intervals did not overlap with the ones predicted for SS1 and SS2, the R/S-fold was considered significant (*).

Data collected in the PRE and POST experiments were subjected to analysis of variance (ANOVA). To observe the response of MSR2 across different environmental scenarios, year and replications nested within year were considered random effects. All data collected were subjected to Shapiro-Wilk normality and goodness of fit tests. Palmer amaranth control (%), counts (plants m^{-2}), and biomass reduction (%) were analyzed using the generalized linear mixed model in JMP Pro18 with a beta, Poisson, and normal distribution, respectively. If significant, means were separated using Fisher's protected least significant difference (LSD; $\alpha = 0.05$). Graphs were produced in SigmaPlot 15.0 (Systat Software Inc., San Jose, CA, USA).

Results and Discussion

Whole plant dose-response assay with multiple postemergence herbicides

A whole plant dose-response was conducted to obtain the resistance profile of glufosinate-resistant Palmer amaranth accessions (MSR1, MSR2, and CCR) to POST herbicides. Additionally, the mortality levels at the labeled rate of each herbicide were provided for all accessions evaluated. Based on the R/S-folds (>1.7) and the presence of survivors at the labeled rate (Table 5), it can be determined that the previously described Palmer amaranth accessions carrying glufosinate (group 10) resistance were also confirmed resistant to 2,4-D (group 4), diuron (group 5), fomesafen (group 14), glyphosate (group 9), imazethapyr (group 2), and mesotrione (group 27). CCR is also resistant to dicamba. Therefore, accessions MSR1, MSR2, and CCR have evolved resistance to POST herbicides pertaining to seven SOAs. This is the first

case of a seven-way herbicide resistance evolution in any Palmer amaranth population. It is important to also note that control failures were previously observed with PRE herbicides from group 3 (pendimethalin) and group 15 (*S*-metolachlor) with these accessions, but further soil applied dose response studies are needed to confirm the presence or absence of resistance to these herbicides (Priess et al. 2022). Furthermore, group 3 (pendimethalin and trifluralin) and group 15 (*S*-metolachlor) herbicides failed to control other Palmer amaranth accessions from Arkansas (Brabham et al. 2019; González-Torralva et al. 2021; Kouame et al. 2022; Schwartz-Lazaro et al. 2017).

Besides the accumulation of resistance genes through gene flow, multiple resistant weeds can also arise due to subsequent selection. For instance, a field in which the presence of herbicide-resistant species is confirmed will receive applications of a herbicide from a different SOA. The continued use might further select individuals resistant to multiple herbicides, especially when resistance is metabolic (Beckie et al. 2019; Heap and LeBarron 2001; Zimdahl and Basinger 2024). Resistance to 2,4-D, fomesafen, glufosinate, glyphosate, imazethapyr, or mesotrione has been previously described in different Palmer amaranth accessions from Arkansas (Hwang et al. 2023; Norsworthy et al. 2008; Priess et al. 2022; Salas et al. 2016; Schwartz-Lazaro et al. 2017; Singh et al. 2018; Varanasi et al. 2018). Therefore, the sequential selection of individuals carrying resistance to two or more SOAs is plausible. The presence of multiple herbicide resistance in Palmer amaranth and waterhemp [*Amaranthus tuberculatus* (Moq.) J. D. Sauer] has been confirmed in Kansas and Missouri (Kumar et al. 2019; Shergill et al. 2018; Shyam et al. 2021), which further displays the adaptability of this genus. Chemical control of a biotype carrying seven-way herbicide resistance will be considerably challenging due to the lack of available effective products, especially if the weed emerges, and colossal selection is expected to be exerted on the few remaining effective options.

There is no previous report of dicamba resistance in Palmer amaranth populations in Arkansas (Heap 2024). However, dicamba resistance in Palmer amaranth was documented in the neighboring state of Tennessee in 2022 (Foster et al. 2022) and has been a reason for concern among Arkansas' farmers. For dicamba, the R/S-fold from accessions MSR1 and MSR2 did not differ from the susceptible standards and ranged from 0.94 to 1.9 with LD₅₀ and from 1.1 to 1.3 with LD₉₀, respectively. In contrast, the dicamba R/S-fold of accession CCR significantly differed from the susceptible standards, ranging from 1.9 to 3.7-fold based on LD₅₀ values and

from 2.4 to 2.8-fold based on LD₉₀ values. As mentioned, the CCR accession was collected in Crittenden County which borders Tennessee. Additionally, it has been previously shown that selection with sequential sublethal applications of dicamba has the potential to decrease the sensitivity of Palmer amaranth plants to herbicides belonging to group 4, which eventually culminates in the evolution of resistance (Tehranchian et al. 2017). Therefore, the movement of resistance across state lines or the accumulation of genes involved in dicamba resistance are likely involved in the evolution of resistant accessions in Arkansas. Although no Palmer amaranth accession has been previously confirmed resistant to diuron, resistance to this herbicide was reported in Powell amaranth (*Amaranthus powellii* S. Watson) and redroot pigweed (*Amaranthus retroflexus* L.) (Heap 2024).

The R/S-fold values derived from the LD₅₀ and LD₉₀ of susceptible and resistant accessions were significant for atrazine (Table 5). However, the labeled rate of atrazine completely controlled the Palmer amaranth accessions under greenhouse conditions, indicating that these accessions should not be classified as resistant to this herbicide. Nonetheless, it seems that a shift towards increased tolerance to group 5 herbicide is occurring in the glufosinate-resistant accessions compared to the susceptible ones. Resistance to atrazine has been reported in Palmer amaranth accessions from other states, but not Arkansas (Heap 2024).

Except for imazethapyr, the susceptible standards (SS1 and SS2) had above 99% mortality with the labeled rate of all herbicides tested (Table 5). When applied with the recommended crop rate of imazethapyr ($1\times = 70.6 \text{ g ai ha}^{-1}$), the accessions SS1 and SS2 had mortality values of 20 and 79%, respectively. The accession SS2 was completely controlled with a rate equivalent to $2\times$ of the labeled rate (data not shown), while SS1 was classified as resistant to this chemical. The R/S fold based on LD₅₀ values ranged from 6.4 to 71 in the three resistant and SS1 accessions. No imazethapyr rate obtained mortality levels above 90% in this study for the accessions SS1, MSR1, MSR2, and CCR. Therefore, LD₉₀ values were assumed to be above the highest rate sprayed ($4,518 \text{ g ha}^{-1}$). Although the first case of Palmer amaranth resistance to imazethapyr was reported in 1993, previous studies showed that the control of this species with imazethapyr was overall difficult since the early 1990s (Heap 2024; Horak and Peterson 1995; Mayo et al. 1995).

Preemergence experiment

Control of MSR2 with PRE treatments significantly differed in all weeks evaluated (Table 6). At 3 WAT, eleven out of the sixteen PRE herbicides tested showed MSR2 control levels > 90%, and this number decreased to eight at 4 WAT, three at 5 WAT, and only two at 6 WAT. For all weeks evaluated, the herbicides atrazine, pyroxasulfone, trifludimoxazin, and metribuzin obtained the highest PRE control levels. High residual control with at least one of these herbicides was also observed on other Palmer amaranth accessions in other research (Hay et al. 2018; Houston et al. 2019; Kohrt and Sprague 2017; Meyers et al. 2017; Witschel et al. 2021). The herbicide trifludimoxazin is currently under development and is expected to be registered for preplant burndown applications targeting major weeds in corn, soybean, and other production systems (Findley et al. 2020). In the present study, trifludimoxazin provided prolonged residual control of MSR2, with average control above 85% up to 6 WAT, which makes this herbicide a desired addition to the row crops portfolio. Previous research has also observed the prolonged residual activity of trifludimoxazin when evaluating Palmer amaranth and other dicotyledon species, such as sicklepod [*Senna obtusifolia* (L.) Irwin & Barneby] and common lambsquarters (*Chenopodium album* L.) (Rapado et al. 2024).

The treatments with imazaquin and pendimethalin consistently obtained the lowest control levels across all weeks evaluated (Table 6). Control with imazaquin was 57% at 3 WAT and dropped to 29% by 6 WAT, while control with pendimethalin was 69% at 3 WAT, dropping to 40% by 6 WAT. Resistance to herbicides from groups 2 and 3 has been confirmed since the 1990s and is widespread (Gossett et al. 1992; Horak and Peterson 1995). The detection of resistance to additional sites of action will impact control responses. For instance, atrazine obtained little PRE control of a Palmer amaranth accession in Nebraska, while saflufenacil provided above 80% control up to 90 days after application (Kaur et al. 2024). Opposite to Arkansas, atrazine-resistant Palmer amaranth is widespread in Nebraska, while group 14 resistance has not been reported (Heap 2024).

The number of seedlings and biomass reduction followed a similar pattern as the visual control assessments. Like Palmer amaranth control, the lowest numbers of MSR2 seedlings at 3 WAT were encountered in treatments with atrazine, pyroxasulfone, trifludimoxazin, and metribuzin, with an average of 0.2, 0.6, 1.7, and 2.1 seedlings m⁻², respectively (Figure 2). At 6 WAT, the best emergence suppression was with pyroxasulfone, trifludimoxazin, and atrazine,

with an average of 3, 3.4, and 6.3 seedlings m⁻², respectively. For comparison, an average of 93 and 139 seedlings m⁻² were present on nontreated plots across the site-years at 3 and 6 WAT, respectively. In addition to low emergence, the highest biomass reduction relative to the nontreated was with atrazine (73%; Supplementary Figure 1). Similarly, in a study assessing residual control options for a Palmer amaranth accession resistant to group 14 herbicides, the most efficacious residual herbicides tested were atrazine and pyroxasulfone (Houston et al. 2019).

Postemergence experiment

There were stark differences in POST control of MSR2 among the herbicides tested (Table 7), further evidence of resistance to many of the herbicides evaluated. Options to control glufosinate-resistant Palmer amaranth accession MSR2 with POST herbicides were limited, and paraquat was the only herbicide that provided control above 90% at all evaluations. Similarly, previous studies have shown high control levels of Palmer amaranth accessions with paraquat at burndown applications (Crow et al. 2015; Hay et al. 2019; Houston et al. 2019). Acceptable control levels were observed with trifludimoxazin, saflufenacil, and atrazine at 1 WAT, ranging from 83% to 88%. Palmer amaranth control ranged from 79% to 80% at 2 WAT and 76% to 77% at 3 WAT with atrazine and trifludimoxazin, respectively. Except for paraquat, Palmer amaranth control was below 72% at 4 WAT for all treatments.

The Palmer amaranth control results obtained in this study are based on a single application of each herbicide (Table 7), and sequential applications or mixtures are often advised by product labels for better performance. For instance, trifludimoxazin is likely to be recommended in a mixture with saflufenacil or in sequential applications to delay resistance evolution (Witschel et al. 2021). Previously, optimal control (above 85%) has been observed with trifludimoxazin applications in different species, including Palmer amaranth and waterhemp (Rapado et al. 2024; Steppig et al. 2024). Even though the evolution of PPO target site mutations has been extensively documented (Salas et al. 2016; Varanasi et al. 2018), trifludimoxazin was shown to fully inhibit PPO2 enzymes carrying TSR (target site resistance) mutations *in vitro*, and to suppress the growth of *Arabidopsis* plants ectopically expressing PPO2 TSR mutation (Porri et al. 2022). Although trifludimoxazin exhibited greater inhibitory potency against PPO2 enzymes carrying TSR mutations, nontarget site resistance to group 14 has been detected in

Palmer amaranth in Arkansas (Porri et al. 2022; Varanasi et al. 2019). The potential effect of non-target site resistance mechanisms towards trifludimoxazin is still to be evaluated. A PPO-resistant Palmer amaranth accession from Georgia showed resistance to trifludimoxazin in greenhouse assays with a resistance factor >10 (Randell-Singleton et al. 2024). However, in the same assay, trifludimoxazin at 25 g ha^{-1} gave more than 90% control of such biotype. Therefore, the test of this PPO-resistant Palmer amaranth accession with trifludimoxazin should be further assessed in more natural conditions, such as in the field, to enable a more conclusive assessment.

In addition to glufosinate resistance, the dose-response assay results (Table 5) showed that the Palmer amaranth accession MSR2 was also resistant to 2,4-D, diuron, fomesafen, glyphosate, imazethapyr, and mesotrione. Except for imazethapyr, all aforementioned herbicides were included in the POST field experiment. Due to the presence of resistance, none of the herbicides achieved control above 77% at any evaluation timing (Table 7). Interestingly, while MSR2 was classified as susceptible to dicamba under greenhouse conditions, this sensitivity level was not observed when plants were sprayed under field conditions. Field control of MSR2 with dicamba ranged from 67% to 75% averaged across years. One possible explanation for this contrast in results is the nozzle type used in each application. The spray chamber used for the dose-response experiments was equipped with 1100067 nozzles applying 187 L ha^{-1} , and the field applications were made at 140 L ha^{-1} using 110015 TTI nozzles. The smaller orifice nozzle produces fine droplets with excellent coverage while the TTI nozzle has medium to coarse droplets which limits the coverage (Creech et al. 2015). Additionally, plants growing under controlled conditions are likely submitted to less stress compared to the ones in the field which might impact herbicide response.

The lowest number of Palmer amaranth plants present at 4 WAT was in treatments with paraquat or trifludimoxazin (Figure 3). Averaged across years, 0.4 and 8 Palmer amaranth plants m^{-2} were encountered in treatments with paraquat and trifludimoxazin, respectively. For comparison, nontreated plots had an average of 85 plants m^{-2} . Paraquat reduced biomass relative to nontreated by 99% (Supplementary Figure 2). Biomass reduction with the other herbicides was under 70%, with a high variability within each treatment. In this study, Palmer amaranth plants ranged from 5 to 12 cm in 2023 and 2.5 to 15 cm in 2024 at application, and previous research has shown that regrowth may occur when a herbicide is applied to plants taller than 10 cm since plants do not completely die (Morichetti et al. 2012; Steckel et al. 1997). This might

provide an explanation for the lack of control observed at 4 WAT for some herbicides, including trifludimoxazin.

Besides weed control efficacy, crop safety is also a highly desirable characteristic in POST treatments. Although atrazine is an option for POST applications in corn (*Zea mays* L.) and grain sorghum [*Sorghum bicolor* (L.) Moench.], the herbicides saflufenacil, trifludimoxazin, or paraquat are unsafe for over-the-top use. Although modified crops carrying herbicide-resistance traits to several group 14 herbicides, including trifludimoxazin and saflufenacil, are under development (Witschel et al. 2021), trifludimoxazin or its mixture with saflufenacil will likely be initially used for preplant/burndown applications due to the time necessary to obtain regulatory consent.

Practical Implications

Seven-way postemergence herbicide resistance was confirmed in three Palmer amaranth accessions from Arkansas. The accessions MSR1, MSR2, and CCR, previously confirmed resistant to glufosinate, were also not controlled by 2,4-D (group 4), diuron (group 5) fomesafen (group 14), glyphosate (group 9), imazethapyr (group 2), and mesotrione (group 27). Furthermore, based on the field data, control of highly glufosinate-resistant Palmer amaranth accession (MSR2) with postemergence herbicides will be challenging and needs to be partnered earlier in the season with effective residuals, such as atrazine, pyroxasulfone, or trifludimoxazin. Multiple resistance within a weed population imposes major selection for further loss of herbicides since active ingredient rotation will be limited due to the lack of effective options (Moss 2017; Shergill et al. 2018; Shyam et al. 2021). It is unlikely that the three Palmer amaranth accessions investigated in this study are the only accessions exhibiting seven-way resistance. Therefore, fields adjacent to the locations where glufosinate resistance has been confirmed in Palmer amaranth will demand a more diverse and proactive management strategy combining chemical, cultural, and mechanical control tactics (Vulchi et al. 2023). The continued sole reliance on chemical control is not sustainable in the presence of species carrying resistance to several herbicide groups. A single female Palmer amaranth survivor has the potential to produce hundreds of thousands of seeds, leading to severe infestations within a few years and potentially carrying herbicide resistance genes through future generations (Keeley et al. 1987; Norsworthy et al. 2014; Sellers et al. 2003). Therefore, diverse approaches are strongly

recommended to avoid seed production and replenishment of soil seedbank or to limit the movement of the six-way resistant weed within and outside fields (Norsworthy et al. 2012; Norsworthy et al. 2014).

Previous research has shown that the amplification of the chloroplastic glutamine synthetase (glufosinate target enzyme) and the 5-enolpyruvylshikimate-3-phosphate synthase (glyphosate target enzyme) are among the mechanisms conferring resistance to glufosinate and glyphosate, respectively, in the accessions MSR1 and MSR2 (Carvalho-Moore et al. 2022 and 2024). However, the resistance mechanism to glufosinate in the CCR accession is unknown as well as other herbicides identified here. Future efforts will focus on investigating the mechanisms conferring herbicide resistance in all three accessions. Additionally, studies evaluating the impact of residual herbicides in whole-season control programs are ongoing for the accession MSR2, and documentation of possible resistance to soil-applied dinitroaniline and chloroacetamide herbicides will be conducted.

Acknowledgments

The authors appreciate the support provided by the University of Arkansas Division of Agriculture. We also acknowledge the immense contributions provided by fellow graduate students and research personnel to conduct this research.

Funding

BASF Corporation funded this project.

Competing Interests

The authors Ingo Meiners and Aimone Porri are affiliated with BASF Corporation. The other authors declare no conflict of interest.

References

- Beckie HJ, Busi R, Bagavathiannan MV, Martin SL (2019) Herbicide resistance gene flow in weeds: Under-estimated and under-appreciated. *Agric Ecosyst Environ* 283:106566
- Brabham C, Norsworthy JK, Houston MM, Varanasi VK, Barber T (2019) Confirmation of S-metolachlor resistance in Palmer amaranth (*Amaranthus palmeri*). *Weed Technol* 33:720–726
- Burke IC, Schroeder M, Thomas WE, Wilcut JW (2007) Palmer amaranth interference and seed production in peanut. *Weed Technol* 21:367–371
- Burnham KP, Anderson DR (2004) Multimodel inference: understanding AIC and BIC in model selection. *Sociol Methods Res* 33:261–304
- Carvalho-Moore P, Borgato EA, Cutti L, Porri A, Meiners I, Lerchl J, Norsworthy JK, Patterson EL (2024) A novel genomic rearrangement in the *Amaranthus palmeri* extrachromosomal circular DNA provides dual herbicide resistance to glyphosate and glufosinate. bioRxiv:2024-10. <https://doi.org/10.1101/2024.10.08.617243>
- Carvalho-Moore P, Norsworthy JK, González-Torralva F, Hwang J-I, Patel JD, Barber LT, Butts TR, McElroy JS (2022) Unraveling the mechanism of resistance in a glufosinate-resistant Palmer amaranth (*Amaranthus palmeri*) accession. *Weed Sci* 70:370–379
- Chandi A, Milla-Lewis SR, Jordan DL, York AC, Burton JD, Zuleta MC, Whitaker JR, Culpepper AS (2013) Use of AFLP markers to assess genetic diversity in Palmer amaranth (*Amaranthus palmeri*) populations from North Carolina and Georgia. *Weed Sci* 61:136–145
- Creech CF, Henry RS, Fritz BK, Kruger GR (2015) Influence of herbicide active ingredient, nozzle type, orifice size, spray pressure, and carrier volume rate on spray droplet size characteristics. *Weed Technol* 29:298–310
- Crow WD, Steckel LE, Hayes RM, Mueller TC (2015) Evaluation of POST-harvest herbicide applications for seed prevention of glyphosate-resistant Palmer amaranth (*Amaranthus palmeri*). *Weed Technol* 29:405–411

- Culpepper AS, Grey TL, Vencill WK, Kichler JM, Webster TM, Brown SM, York AC, Davis JW, Hanna WW (2006) Glyphosate-resistant Palmer amaranth (*Amaranthus palmeri*) confirmed in Georgia. *Weed Sci* 54:620–626
- Findley D, Youmans CC, Bowe S (2020) Tirexor (trifludimoxazin): next generation burndown update – US. Proceedings of the 2020 Weed Science Society of America Annual Meeting. Maui, HI: Weed Science Society of America
- Foster DC, Steckel LE (2022) Confirmation of dicamba-resistant Palmer amaranth in Tennessee. *Weed Technol* 36:777–780
- Frans RE, Talbert RE, Marx D, Crowley H (1986) Experimental design and techniques for measuring and analyzing plant responses to weed control practices. Pages 29–46 in Camper, ND, ed. *Research Methods in Weed Science*. 3rd ed. Champaign, IL: Southern Weed Science Society
- González-Torralva F, Norsworthy JK (2021) Understanding resistance mechanisms to trifluralin in an Arkansas Palmer amaranth population. *Genes* 12:1225
- Gossett BJ, Murdock EC, Toler JE (1992) Resistance of Palmer amaranth (*Amaranthus palmeri*) to the dinitroaniline herbicides. *Weed Technol* 6:587-591
- Hay MM, Shoup DE, Peterson DE (2019) Herbicide options for control of Palmer amaranth (*Amaranthus palmeri*) and common waterhemp (*Amaranthus rudis*) in double-crop soybean. *Weed Technol* 33:106–114
- Hay MM, Shoup DE, Peterson DE (2018) Palmer amaranth (*Amaranthus palmeri*) and common waterhemp (*Amaranthus rudis*) control with very-long-chain fatty acid inhibiting herbicides. *Crop Forage Turfgrass Manage* 4:180035
- Heap I (2024) The International Herbicide-Resistant Weed Database. [http:// www.weedscience.org](http://www.weedscience.org). Accessed: November 14, 2024
- Heap IM, LeBarron H (2001) Introduction and overview of resistance. Pages 1-20 in Powles SB, Shaner DL, eds. *Herbicide Resistance and World Grains*. Boca Raton, FL: CRC Press
- Horak MJ, Loughin TM (2000) Growth analysis of four *Amaranthus* species. *Weed Sci* 48:347–355

- Horak MJ, Peterson DE (1995) Biotypes of Palmer amaranth (*Amaranthus palmeri*) and common waterhemp (*Amaranthus rudis*) are resistant to imazethapyr and thifensulfuron. *Weed Technol* 9:192–195
- Houston MM, Norsworthy JK, Barber T, Brabham C (2019) Field evaluation of preemergence and postemergence herbicides for control of protoporphyrinogen oxidase-resistant Palmer amaranth (*Amaranthus palmeri* S. Watson). *Weed Technol* 33:610–615
- Hwang J-I, Norsworthy JK, Piveta LB, Souza MC de CR, Barber LT, Butts TR (2023) Metabolism of 2,4-D in resistant *Amaranthus palmeri* S. Wats. (Palmer amaranth). *Crop Prot* 165:106169
- Kaur R, Chahal PS, Shi Y, Lawrence NC, Knezevic SZ, Jhala AJ (2024) Comparison of residual activity of pre-emergence herbicides for control and seed production of multiple herbicide-resistant Palmer amaranth in food-grade white corn. *Agrosys Geosci Environ* 7:e20483
- Keeley PE, Carter CH, Thullen RJ (1987) Influence of planting date on growth of Palmer amaranth (*Amaranthus palmeri*). *Weed Sci* 35:199–204
- Klingaman TE, Oliver LR (1994) Palmer amaranth (*Amaranthus palmeri*) interference in soybeans (*Glycine max*). *Weed Sci* 42:523–527
- Kohrt JR, Sprague CL (2017) Herbicide management strategies in field corn for a three-way herbicide-resistant Palmer amaranth (*Amaranthus palmeri*) population. *Weed Technol* 31:364–372
- Kouame KBJ, Bertucci MB, Savin MC, Bararpour T, Steckel LE, Butts TR, Willett CD, Machado FG, Roma-Burgos N (2022) Resistance of Palmer amaranth (*Amaranthus palmeri*) to S-metolachlor in the midsouthern United States. *Weed Sci* 70:380–389
- Kumar V, Liu R, Boyer G, Stahlman PW (2019) Confirmation of 2,4-D resistance and identification of multiple resistance in a Kansas Palmer amaranth (*Amaranthus palmeri*) population. *Pest Manage Sci* 75:2925–2933
- Massinga RA, Currie RS, Horak MJ, Jr JB (2001) Interference of Palmer amaranth in corn. *Weed Sci* 49:202–208
- Mayo CM, Horak MJ, Peterson DE, Boyer JE (1995) Differential control of four *Amaranthus* species by six postemergence herbicides in soybean (*Glycine max*). *Weed Technol* 9:141–147

- Meyers SL, Jennings KM, Monks DW (2017) Sweetpotato tolerance and Palmer amaranth control with metribuzin and oryzalin. *Weed Technol* 31:903–907
- Morgan GD, Baumann PA, Chandler JM (2001) Competitive impact of Palmer amaranth (*Amaranthus palmeri*) on cotton (*Gossypium hirsutum*) development and yield. *Weed Technol* 15:408–412
- Morichetti S, Ferrell J, MacDonald G, Sellers B, Rowland D (2012) Weed management and peanut response from applications of saflufenacil. *Weed Technol* 26:261–266
- Moss S (2017) Black-grass (*Alopecurus myosuroides*): Why has this weed become such a problem in Western Europe and what are the solutions? *Outlooks Pest Manage* 28:207–212
- Norsworthy JK, Griffith G, Griffin T, Bagavathiannan M, Gbur EE (2014) In-field movement of glyphosate-resistant Palmer amaranth (*Amaranthus palmeri*) and its impact on cotton lint yield: Evidence supporting a zero-threshold strategy. *Weed Sci* 62:237–249
- Norsworthy JK, Ward SM, Shaw DR, Llewellyn RS, Nichols RL, Webster TM, Bradley KW, Frisvold G, Powles SB, Burgos NR, Witt WW, Barrett M (2012) Reducing the risks of herbicide resistance: best management practices and recommendations. *Weed Sci* 60 (SP1):31–62
- Norsworthy JK, Griffith GM, Scott RC, Smith KL, Oliver LR (2008) Confirmation and control of glyphosate-resistant Palmer amaranth (*Amaranthus palmeri*) in Arkansas. *Weed Technol* 22:108–113
- Porri A, Betz M, Seebruck K, Knapp M, Johnen P, Witschel M, Aponte R, Liebl R, Tranel PJ, Lerchl J (2023) Inhibition profile of trifludimoxazin towards PPO2 target site mutations. *Pest Manage Sci* 79:507–519
- Priess GL, Norsworthy JK, Godara N, Mauromoustakos A, Butts TR, Roberts TL, Barber T (2022) Confirmation of glufosinate-resistant Palmer amaranth and response to other herbicides. *Weed Technol* 36:368–372
- Oliveira MC, Jhala AJ, Bernardis ML, Proctor CA, Stepanovic S, Werle R (2022) Palmer amaranth (*Amaranthus palmeri*) adaptation to US Midwest agroecosystems. *Front Agron* 4:887629

- Randell-Singleton T, Hand LC, Vance JC, Wright-Smith HE, Culpepper AS (2024) Confirming resistance to PPO-inhibiting herbicides applied preemergence and postemergence in a Georgia Palmer amaranth population. *Weed Technol* 38(e23):1-10
- Rapado LP, Kölpin FUG, Zeyer S, Anders U, Piccard L, Porri A, Asher S (2024) Complementary activity of trifludimoxazin and saflufenacil when used in combination for postemergence and residual weed control. *Weed Sci*:1–32. <https://doi.org/10.1017/wsc.2024.92>
- Salas RA, Burgos NR, Tranel PJ, Singh S, Glasgow L, Scott RC, Nichols RL (2016) Resistance to PPO-inhibiting herbicide in Palmer amaranth from Arkansas. *Pest Manage Sci* 72:864–869
- Sauer J (1957) Recent migration and evolution of the dioecious amaranths. *Evol* 11:11–31
- Schwartz-Lazaro LM, Norsworthy JK, Scott RC, Barber LT (2017) Resistance of two Arkansas Palmer amaranth populations to multiple herbicide sites of action. *Crop Prot* 96:158–163
- Sellers BA, Smeda RJ, Johnson WG, Kendig JA, Ellersieck MR (2003) Comparative growth of six *Amaranthus* species in Missouri. *Weed Sci* 51:329–333
- Shergill LS, Barlow BR, Bish MD, Bradley KW (2018) Investigations of 2,4-D and multiple herbicide resistance in a Missouri waterhemp (*Amaranthus tuberculatus*) population. *Weed Sci* 66:386–394
- Shyam C, Borgato EA, Peterson DE, Dille JA, Jugulam M (2021) Predominance of metabolic resistance in a six-way-resistant Palmer amaranth (*Amaranthus palmeri*) population. *Front Plant Sci* 11:614618
- Singh S, Roma-Burgos N, Singh V, Alcober EAL, Salas-Perez R, Shivrain V (2018) Differential response of Arkansas Palmer amaranth (*Amaranthus palmeri*) to glyphosate and mesotrione. *Weed Technol* 32:579–585
- Steckel GJ, Wax LM, Simmons FW, Phillips II WH (1997) Glufosinate efficacy on annual weeds is influenced by rate and growth stage. *Weed Technol* 11:484–488
- Stepig NR, Johnson WG, Young BG (2024) Trifludimoxazin mixtures for preplant burndown weed control in soybean. *Weed Technol*:1–27. <https://doi.org/10.1017/wet.2024.79>

- Tehranchian P, Norsworthy JK, Powles S, Bararpour MT, Bagavathiannan MV, Barber T, Scott RC (2017) Recurrent sublethal-dose selection for reduced susceptibility of Palmer amaranth (*Amaranthus palmeri*) to dicamba. *Weed Sci* 65:206–212
- Van Wychen L (2022) 2022 Survey of the Most Common and Troublesome Weeds in Broadleaf Crops, Fruits & Vegetables in the United States and Canada. <https://wssa.net/wp-content/uploads/2022-Weed-Survey-Broadleaf-crops.xlsx>. Accessed: November 26, 2024
- Varanasi VK, Brabham C, Korres NE, Norsworthy JK (2019) Nontarget site resistance in Palmer amaranth [*Amaranthus palmeri* (S.) Wats.] confers cross-resistance to protoporphyrinogen oxidase-inhibiting herbicides. *Weed Technol* 33:349–354
- Varanasi VK, Brabham C, Norsworthy JK, Nie H, Young BG, Houston M, Barber T, Scott RC (2018) A statewide survey of PPO-inhibitor resistance and the prevalent target-site mechanisms in Palmer amaranth (*Amaranthus palmeri*) accessions from Arkansas. *Weed Sci* 66:149–158
- Vulchi R, Nolte S, McGinty J, McKnight B (2023) Herbicide programs, cropping sequences, and tillage-types: a systems approach for managing *Amaranthus palmeri* in dicamba-resistant cotton. *Front Agron* 5:1277054
- Ward SM, Webster TM, Steckel LE (2013) Palmer amaranth (*Amaranthus palmeri*): A review. *Weed Technol* 27:12–27
- Wetzel DK, Horak MJ, Skinner DZ, Kulakow PA (1999) Transferal of herbicide resistance traits from *Amaranthus palmeri* to *Amaranthus rudis*. *Weed Sci* 47:538–543
- Witschel M, Aponte R, Armel G, Bowerman P, Mietzner T, Newton T, Porri A, Simon A, Seitz T (2021) Tirexor[®]—design of a new resistance breaking protoporphyrinogen IX oxidase inhibitor. Pages 501-509 in Maienfisch P, Mangelinckx S, eds. *Recent Highlights in the Discovery and Optimization of Crop Protection Products*. London, UK: Academic Press
- Zimdahl RL, Basinger NT, eds (2024) *Fundamentals of weed science*. 6th ed. Cambridge, MA: Academic Press. Pp 413-427

Table 1. Postemergence herbicides used in the whole-plant dose-response assay with Palmer amaranth (*Amaranthus palmeri*) accessions confirmed to be susceptible (SS1 and SS2) or resistant (MSR2, MSR1, and CCR) to glufosinate.

Herbicide	WSSA/HR		Manufacturer	Doses (×) used per accession and herbicide	Labeled rate (1×) g ai or ae ha ⁻¹
	AC	group			
	number ^a	Trade name			
2,4-D	4	Enlist One [®]	Corteva	SS1 and SS2: 0× to 2× (<i>n</i> = 9 doses)	1,064
			Agriscience	CCR: 0× to 16× (<i>n</i> = 10 doses)	
			USA	MSR1 and MSR2: 0× to 8× (<i>n</i> = 9 doses)	
Atrazine ^b	5	Aatrex [®]	Syngenta Crop	SS1 and SS2: 0× to 1× (<i>n</i> = 9 doses)	1,680
			Protection, LLC	MSR1, MSR2 and CCR: 0× to 2× (<i>n</i> = 9 doses)	
Dicamba	4	XtendiMax [®]	Bayer	SS1 and SS2: 0× to 2× (<i>n</i> = 9 doses)	560
			CropScience	MSR2 and CCR: 0× to 8× (<i>n</i> = 10 doses)	
				MSR1: 0× to 4× (<i>n</i> = 9 doses)	
Diuron	7	Direx [®]	ADAMA	SS1 and SS2: 0 to 2× (<i>n</i> = 9 doses)	840
				MSR1 and MSR2: 0× to 4× (<i>n</i> = 10 doses)	
				CCR: 0× to 8× (<i>n</i> = 11 doses)	

Fomesafen	14	Flexstar [®]	Syngenta Crop Protection, LLC	SS1 and SS2: 0× to 2× (<i>n</i> = 9 doses) MSR2 and CCR: 0× to 8× (<i>n</i> = 11 doses) MSR1: 0× to 16× (<i>n</i> = 10 doses)	264
Glyphosate	9	Roundup PowerMAX [®] 3	Bayer CropScience	SS1 and SS2: 0× to 1× (<i>n</i> = 9 doses) MSR1, MSR2 and CCR: 0× to 64× (<i>n</i> = 12 doses)	1,120
Imazethapyr	2	Pursuit [®]	BASF Ag Products	SS1: 0× to 4× (<i>n</i> = 14 doses) SS2: 0× to 4× (<i>n</i> = 10 doses) MSR1, MSR2 and CCR: 0× to 64× (<i>n</i> = 12 doses)	70.6
Mesotrione	27	Callisto [®]	Syngenta Crop Protection, LLC	SS1 and SS2: 0× to 1× (<i>n</i> = 9 doses) CCR: 0× to 8× (<i>n</i> = 10 doses) MSR1 and MSR2: 0× to 4× (<i>n</i> = 10 doses)	220

^aAbbreviations: WSSA, Weed Science Society of America; HRAC, Herbicide Resistance Action Committee.

^bCrop oil concentrate at 1% v/v was added in applications with atrazine, diuron, or mesotrione; Non-ionic surfactant at 0.25% v/v was added to applications with fomesafen or imazethapyr.

Table 2. Herbicides used in the preemergence (PRE) experiments conducted at the Milo J. Shult Agricultural Research and Extension Center, Fayetteville, AR, in 2022, 2023, and 2024.

Herbicide	WSSA/HR		Manufacturer	Rate
	AC	group		
	number ^a	Trade name		g ai ha ⁻¹
Acetochlor	15	Warrant	Bayer CropScience	1,270
Atrazine	5	Aatrex [®]	Syngenta Crop Protection, LLC	1,680
Diuron	7	Direx [®]	ADAMA	1,120
Flumioxazin	14	Valor [®]	Valent U.S.A. LLC	72
Fluridone	12	Brake [®]	SePRO Ag, LLC	170
Fomesafen	14	Flexstar [®]	Syngenta Crop Protection, LLC	280
Imazaquin	2	Scepter [®]	Amvac Chemical Corporation	130
Isoxaflutole	27	Balance [®] Flexx	Bayer CropScience	90
Mesotrione	27	Callisto [®]	Syngenta Crop Protection, LLC	220
Metribuzin	5	TriCor [®]	UPL NA Inc.	750
Pendimethalin	3	Prowl [®] H ₂ O	BASF Ag Products	1,120
Pyroxasulfone	15	Zidua [®]	BASF Ag Products	170
Saflufenacil	14	Sharpen [®]	BASF Ag Products	50
<i>S</i> -metolachlor	15	Dual II Magnum [®]	Syngenta Crop Protection, LLC	1,400
Trifludimoxazin ^b	14	-----	BASF Ag Products	50

^a Abbreviations: WSSA, Weed Science Society of America; HRAC, Herbicide Resistance Action Committee.

^b The herbicide trifludimoxazin is not currently commercially labeled in the USA.

Table 3. Herbicides used in the postemergence (POST) experiments conducted at the Milo J. Shult Agricultural Research and Extension Center, Fayetteville, AR, in 2022, 2023, and 2024.

Herbicide	WSSA/HR AC group number ^a	Trade name	Manufacturer	Rate g ai or ae ha ⁻¹
2,4-D	4	Enlist One [®]	Corteva Agriscience USA	1,064
Atrazine ^b	5	Aatrex [®]	Syngenta Crop Protection, LLC	1,680
Carfentrazone	14	Aim [®]	FMC Corporation	22
Dicamba	4	XtendiMax [®]	Bayer CropScience	560
Diuron	7	Direx [®]	ADAMA	840
Flumioxazin	14	Valor [®]	Valent U.S.A. LLC	72
Fomesafen	14	Reflex [®]	Syngenta Crop Protection, LLC	280
Glufosinate	10	Liberty [®]	BASF Ag Products	656
Glyphosate	9	Roundup PowerMAX [®] 3	Bayer CropScience	1,120
Isoxaflutole	27	Balance [®] Flexx	Bayer CropScience	90
Mesotrione	27	Callisto [®]	Syngenta Crop Protection, LLC	220
Paraquat	22	Gramoxone [®]	Syngenta Crop Protection, LLC	700
Saflufenacil	14	Sharpen [®]	BASF Ag Products	25
Tembotrione	27	Laudis	Bayer CropScience	50
Trifloxysulfuron	2	Envoke [®]	Amvac Chemical Corporation	10.5
Trifludimoxazin ^c	14	----	BASF Ag Products	50

^a Abbreviations: WSSA, Weed Science Society of America; HRAC, Herbicide Resistance Action Committee.

^b Crop oil concentrate at 1% v/v was added in applications with atrazine, carfentrazone, diuron, or mesotrione; Non-ionic surfactant at 0.25% v/v was added to applications with flumioxazin, fomesafen, paraquat, or trifloxysulfuron; Volatility reduction agent at 1.46 L ha⁻¹ and drift reduction agent at 0.5% v/v were added to applications with dicamba; Methylated seed oil at 1% v/v was added to applications with saflufenacil or tembotrione; Methylated seed oil at 1% v/v and ammonium sulfate at 1% w/v were added to applications with trifludimoxazin.

^c The herbicide trifludimoxazin is not currently commercially labeled in the USA.

Table 4. Weibull growth curve regression parameters by herbicide and Palmer amaranth accession.^a

Herbicide	WSSA/HRAC group number ^a	Accession ^c	Regression parameters (\pm SE) ^b			RMSE ^d	R^2 ^e
			Asymptote	Location	Growth rate		
2,4-D	4	SS1	100.11 (4.49)	225.75 (34.38)	1.08 (0.17)	9.7	0.95
		SS2	102.13 (7.80)	343.63 (73.94)	1.11 (0.24)	13.7	0.91
		MSR2	98.47 (4.56)	785.31 (81.04)	2.32 (0.53)	11.2	0.95
		MSR1	99.46 (5.18)	1,084.83 (150)	1.47 (0.30)	10.7	0.95
		CCR	99.73 (2.87)	797.56 (56.12)	1.89 (0.28)	8.0	0.97
Atrazine	5	SS1	99.91 (2.84)	236.35 (16.45)	1.71 (0.20)	5.7	0.98
		SS2	99.53 (2.09)	173.20 (8.26)	2.03 (0.21)	5.0	0.99
		MSR2	96.98 (3.24)	348.99 (25.08)	2.51 (0.45)	9.1	0.96
		MSR1	98.88 (1.81)	427.47 (22.89)	1.85 (0.19)	5.0	0.99
		CCR	99.02 (2.95)	345.75 (25.85)	1.75 (0.24)	6.7	0.98
Dicamba	4	SS1	97.87 (2.42)	100.16 (8.07)	1.41 (0.19)	6.5	0.98
		SS2	97.04 (7.73)	58.66 (18.62)	0.91 (0.27)	17.4	0.83
		MSR2	95.20 (2.71)	99.18 (10.52)	1.30 (0.20)	8.1	0.96
		MSR1	99.61 (3.62)	100.40 (12.89)	1.20 (0.19)	9.4	0.96
		CCR	100.01 (2.91)	214.40 (20.31)	1.08 (0.12)	7.3	0.97
Diuron	5	SS1	97.52 (3.32)	75.70 (7.76)	1.62 (0.29)	11.2	0.93
		SS2	92.54 (3.27)	30.56 (3.52)	2.21 (0.66)	12.5	0.91
		MSR2	99.13 (4.00)	174.30 (19.82)	1.55 (0.29)	11.7	0.94
		MSR1	100.49 (3.50)	367.58 (33.71)	1.41 (0.19)	9.4	0.96
		CCR	97.43 (3.57)	237.86 (38.39)	0.86 (0.12)	11.2	0.93
Fomesafen	14	SS1	96.79 (2.72)	15.06 (1.32)	1.71 (0.27)	8.2	0.97
		SS2	100.08 (2.87)	25.67 (2.28)	1.52 (0.22)	7.7	0.97
		MSR2	103.21 (8.41)	380.48 (97.57)	0.86 (0.14)	10.2	0.94
		MSR1	97.87 (4.27)	285.54 (41.37)	1.18 (0.20)	9.9	0.95
		CCR	99.19 (9.19)	401.53 (103.60)	1.08 (0.26)	13.7	0.90

Glyphosate	9	SS1	98.28 (8.64)	273.62 (79.39)	0.94 (0.23)	14.7	0.88
		SS2	92.45 (2.84)	43.63 (4.67)	1.67 (0.33)	9.4	0.95
		MSR2	101.78 (4.66)	6,064.92 (855)	0.99 (0.12)	7.1	0.97
		MSR1	93.62 (3.11)	1,945.54 (186)	1.84 (0.37)	9.0	0.96
		CCR	94.23 (4.00)	2,341.39 (378)	1.12 (0.21)	10.9	0.94
Imazethapyr	2	SS1	88.10 (4.42)	333.64 (72.90)	0.64 (0.07)	7.0	0.96
		SS2	97.84 (2.50)	50.85 (3.01)	1.37 (0.11)	4.4	0.99
		MSR2	70.17 (4.69)	838.36 (180.03)	0.80 (0.09)	5.1	0.96
		MSR1	78.33 (5.60)	670.21 (163.81)	0.74 (0.09)	6.7	0.95
		CCR	63.01 (11.43)	1,208.63 (829)	0.53 (0.08)	4.5	0.94
Mesotrione	27	SS1	99.27 (3.57)	51.06 (4.21)	1.88 (0.32)	9.1	0.96
		SS2	96.95 (5.50)	39.87 (6.38)	1.12 (0.17)	10.2	0.94
		MSR2	99.69 (9.16)	157.94 (46.01)	0.81 (0.15)	11.6	0.91
		MSR1	95.15 (2.94)	198.06 (10.75)	1.82 (0.21)	6.3	0.98
		CCR	93.78 (3.45)	204.83 (21.88)	1.18 (0.14)	8.0	0.96

^a Abbreviations: WSSA, Weed Science Society of America; HRAC, Herbicide Resistance Action Committee.

^b The regression parameters were estimated by a Weibull growth curve, $Y = a * \{1 - \text{Exp}[-(\frac{\text{Rate}}{b})^c]\}$, where a = asymptote, b = location parameter, and c = growth rate.

^c Accessions SS1 and SS2 are the susceptible standards; Accessions MSR1, MSR2, and CCR are confirmed glufosinate-resistant accessions (Priess et al. 2022).

^d Root mean square error (RMSE) values show the average distance between observed and predicted data points by the model.

^e R^2 values show the variability proportion in the observed data explained by the model.

Table 5. Predicted rates to obtain mortality levels of 50% (LD₅₀) and 90% (LD₉₀) by Palmer amaranth accession and herbicide.

Herbicide	Accession ^a	Confidence interval (95%)			Resistance degree to SS1	Resistance degree to SS2	Mortality at labeled rate (1×)	
		Predicted rate	Lower	Upper				
		-----g ai or ae ha ⁻¹ -----			-----R/S fold ^{c,d} -----		-----%-----	
2,4-D	LD ₅₀ ^b	SS1	160	94	227			
		SS2	240	97	383			
		MSR2	676	520	834	4.2*	2.8*	
		MSR1	851	561	1,141	5.3*	3.5*	
		CCR	658	550	767	4.1*	2.7*	
	LD ₉₀	SS1	488	420	555			99
		SS2	680	536	825			100
		MSR2	1,157	998	1,316	2.4*	1.7*	88
		MSR1	1,937	1,644	2,231	4.0*	2.8*	68
		CCR	1,247	1,137	1,357	2.6*	1.8*	82
Atrazine	LD ₅₀	SS1	191	159	223			
		SS2	145	129	161			
		MSR2	307	258	356	1.6*	2.1*	
		MSR1	354	309	398	1.8*	2.5*	
		CCR	283	233	333	1.5*	2.0*	
	LD ₉₀	SS1	386	354	418			100
		SS2	264	247	280			100
		MSR2	513	464	562	1.3*	1.9*	100
		MSR1	687	643	733	1.8*	2.6*	100
		CCR	569	519	620	1.5*	2.1*	100
Dicamba	LD ₅₀	SS1	79	63	95			
		SS2	41	5	77			
		MSR2	79	59	99	1 ^{ns}	1.9 ^{ns}	
		MSR1	74	49	99	0.94 ^{ns}	1.8 ^{ns}	
		CCR	153	113	192	1.9*	3.7*	
	LD ₉₀	SS1	193	177	209			100
		SS2	169	132	205			100

Diuron	LD ₅₀	MSR2	226	205	247	1.2 ^{ns}	1.3 ^{ns}	91
		MSR1	204	179	229	1.1 ^{ns}	1.2 ^{ns}	98
		CCR	464	424	504	2.4*	2.8*	96
		SS1	62	47	77			
		SS2	27	20	34			
		MSR2	139	100	177	2.2*	5.1*	
		MSR1	282	217	347	4.5*	10*	
		CCR	162	88	236	2.6*	6*	
		SS1	135	120	151			100
		SS2	54	48	62			100
Fomesafen	LD ₅₀	MSR2	305	266	344	2.3*	5.6*	98
		MSR1	656	590	722	4.9*	12*	97
		CCR	716	640	791	5.3*	13*	89
		SS1	12	10	15			
		SS2	20	16	24			
		MSR2	235	47	423	20*	12*	
		MSR1	215	135	295	18*	11*	
		CCR	289	89	489	24*	14*	
		SS1	27	24	29			100
		SS2	44	40	49			100
Glyphosate	LD ₅₀	MSR2	882	691	1,073	33*	20*	51
		MSR1	625	544	706	23*	14*	62
		CCR	894	691	1,096	33*	20*	62
		SS1	190	37	344			
		SS2	37	28	47			
		MSR2	4,083	2,430	5,736	21*	110*	
		MSR1	1,681	1,319	2,043	8.8*	45*	
		CCR	1,824	1,089	2,559	9.6*	49*	
		SS1	716	561	872			100
		SS2	94	85	104			100
LD ₉₀	MSR2	13,178	11,502	14,854	18*	140*	13	
	MSR1	3,690	3,324	4,055	5.2*	39*	29	
	CCR	6,440	5,696	7,183	9.0*	68*	35	

Imazethapyr	LD ₅₀	SS1	254	112	395		6.4*	
		SS2	40	34	46			
		MSR2	1,102	752	1,453	-	27*	
		MSR1	685	367	1,004	-	17*	
		CCR	2,846	1,227	4,465	-	71*	
	LD ₉₀	SS1	>4,518	-	-		>45.2*	20
		SS2	100	94	106			79
		MSR2	>4,518	-	-	-	>45.2*	6
		MSR1	>4,518	-	-	-	>45.2*	8
		CCR	>4,518	-	-	-	>45.2*	13
Mesotrione	LD ₅₀	SS1	42	34	50			
		SS2	30	18	42			
		MSR2	101	12	190	2.4 ^{ns}	3.4 ^{ns}	
		MSR1	169	148	189	4.0*	5.6*	
		CCR	163	120	205	3.9*	5.4*	
	LD ₉₀	SS1	81	73	89			100
		SS2	94	82	107			100
		MSR2	450	360	540	5.6*	4.8*	59
	MSR1	357	336	378	4.4*	3.8*	64	
	CCR	550	508	593	6.8*	5.8*	74	

^a Accessions SS1 and SS2 are the susceptible standards; Accessions MSR1, MSR2, and CCR are confirmed glufosinate-resistant accessions (Priess et al. 2022).

^b LD₅₀ and LD₉₀ are the estimated lethal doses to control each population by 50% and 90%, respectively.

^c The resistant:susceptible (R/S) fold was calculated by dividing the LD₅₀ or LD₉₀ of each glufosinate-resistant population by the LD₅₀ or LD₉₀ of the susceptible standards (SS1 and SS2).

^d Resistant:susceptible (R/S) fold based on confidence intervals (95%) are indicated with an asterisk (*) if significant or ^{ns} if not significant.

Table 6. Preemergence (PRE) control of glufosinate-resistant Palmer amaranth (*Amaranthus palmeri*) accession (MSR2) at 3, 4, 5, and 6 weeks after treatment. Data were averaged across years in experiments conducted at the Milo J. Shult Agricultural Research and Extension Center, Fayetteville, AR, in 2022, 2023, and 2024.

Treatment	WSSA/HRAC group number ^a	PRE Palmer amaranth control ^b							
		3 WAT		4 WAT		5 WAT		6 WAT	
		-----%-----							

Atrazine	5	100	a	97	a	94	a	92	a
Pyroxasulfone	15	99	ab	97	a	93	a	91	a
Trifludimoxazin	14	97	abc	96	ab	91	ab	86	ab
Metribuzin	5	96	abcd	94	abc	88	abc	82	abc
Mesotrione	27	96	abcd	93	abc	87	abcd	72	cde
Isoxaflutole	27	95	bcd	91	bcd	83	bcd	74	bcde
Flumioxazin	14	95	bcd	89	cd	84	bcd	75	bc
Diuron	5	94	cde	91	bcd	85	bcd	79	bc
S-metolachlor	15	92	de	88	cd	78	de	68	cde
Fomesafen	14	91	de	86	de	80	cd	74	bcd
Fluridone	12	88	ef	86	de	79	cde	70	cde
Acetochlor	15	80	fg	78	ef	67	ef	58	e
Saflufenacil	14	74	g	69	fg	59	fg	59	de
Pendimethalin	3	69	g	61	g	47	gh	40	f
Imazaquin	2	57	g	59	g	37	h	29	f
<i>p</i> -value		<.0001		<.0001		<.0001		<.0001	

^a Abbreviations: WSSA, Weed Science Society of America; HRAC, Herbicide Resistance Action Committee; PRE, preemergence; WAT, weeks after treatment

^b Means within the same column followed by the same letter are not statistically different according to Fisher's protected LSD ($\alpha=0.05$).

Table 7. Postemergence (POST) control of glufosinate-resistant Palmer amaranth (*Amaranthus palmeri*) accession (MSR2) at 3, 4, 5, and 6 weeks after treatment. Data were averaged across years in experiments conducted at Milo J. Shult Agricultural Research and Extension Center, Fayetteville, AR, in 2023 and 2024.

Treatment	WSSA/HRAC group number ^a	POST Palmer amaranth control ^b							
		1 WAT		2 WAT		3 WAT		4 WAT	
		-----%-----							
Paraquat ^c	22	99	a	97	a	97	a	95	a
Trifludimoxazin	14	88	b	79	b	76	b	62	bc
Saflufenacil	14	87	bc	76	bc	66	bc	56	bc
Atrazine	5	83	bc	80	b	77	b	72	b
Diuron	5	77	cd	72	bcd	69	bc	56	bc
Fomesafen	14	73	de	57	efg	38	defg	35	de
Dicamba	4	71	de	68	cde	75	b	67	b
Tembotrione	27	68	def	59	efg	46	de	37	de
2,4-D	4	67	def	60	def	55	cd	48	cd
Glufosinate	10	62	ef	47	gh	27	fgh	20	ef
Mesotrione	27	58	fg	48	fgh	38	defg	35	de
Carfentrazone	14	56	fg	44	h	32	efgh	30	ef
Flumioxazin	14	45	gh	39	hi	42	def	31	ef
Isoxaflutole	27	45	gh	41	hi	35	efgh	30	ef
Glyphosate	9	42	h	30	i	26	gh	23	efg
Trifloxysulfuron	2	28	i	18	j	20	h	15	g
<i>p</i> -value		<.0001		<.0001		<.0001		<.0001	

^a Abbreviations: WSSA, Weed Science Society of America; HRAC, Herbicide Resistance Action Committee; POST, postemergence; WAT, weeks after treatment

^b Means within the same column followed by the same letter are not statistically different according to Fisher's protected LSD ($\alpha=0.05$).

^c Crop oil concentrate at 1% v/v was added in applications with atrazine, carfentrazone, diuron, or mesotrione; Non-ionic surfactant at 0.25% v/v was added to applications with flumioxazin, fomesafen, paraquat, or trifloxysulfuron; Volatility reduction agent at 1.46 L ha⁻¹ and drift reduction agent at 0.5% v/v were added to applications with dicamba; Methylated seed oil at 1% v/v was added to applications with saflufenacil or tembotrione; Methylated seed oil at 1% v/v and ammonium sulfate at 1% w/v were added to applications with trifludimoxazin.

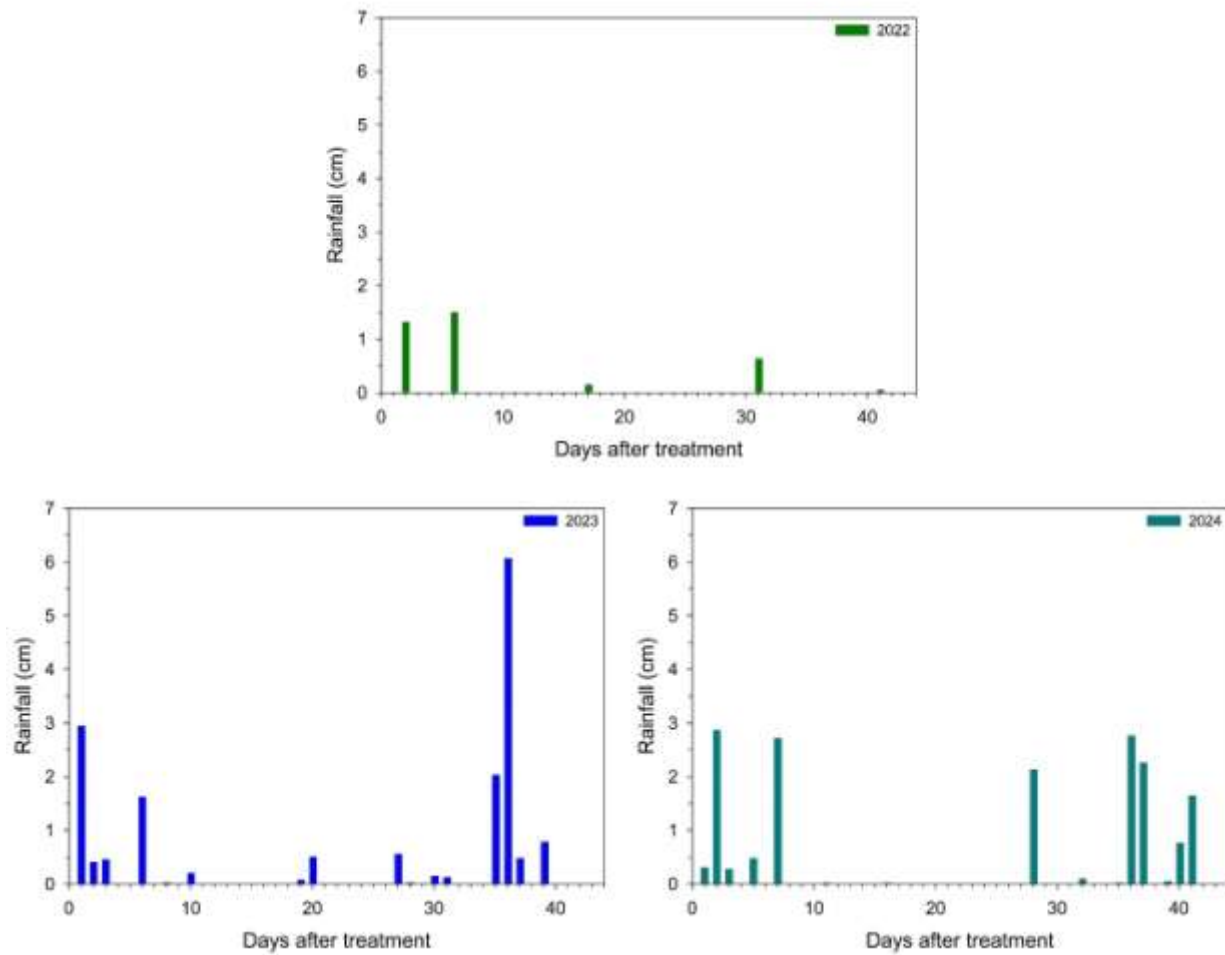


Figure 1. Rainfall (cm) events at the Milo J. Shult Agricultural Research and Extension Center, Fayetteville, AR, in 2022, 2023, and 2024, from the beginning to the termination of preemergence experiments.

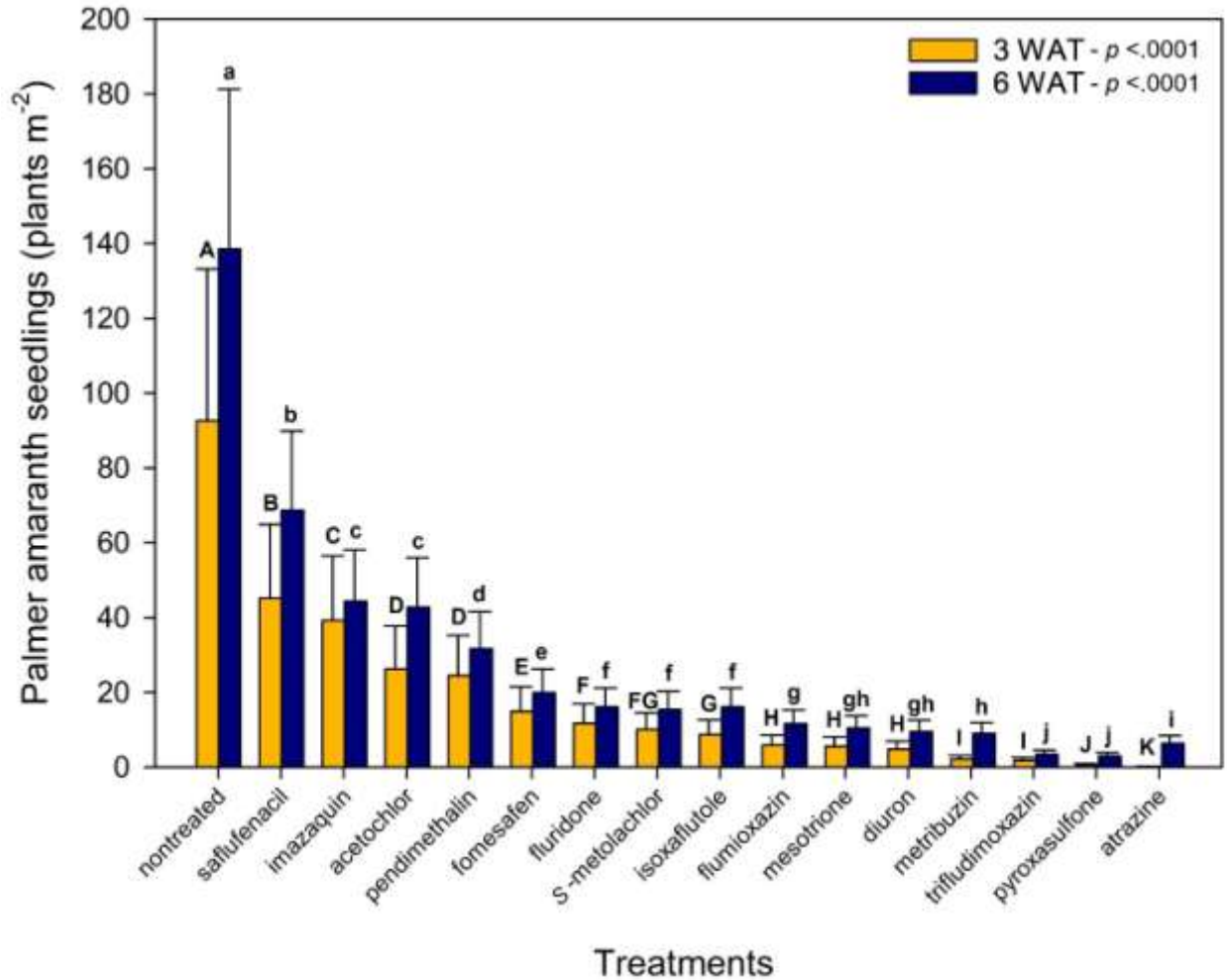


Figure 2. Number of glufosinate-resistant Palmer amaranth (MSR2) seedlings (plants m⁻²) emerged following preemergence (PRE) herbicide applications at 3 and 6 weeks after treatment (WAT). The data were averaged across years in experiments conducted at the Milo J. Shult Agricultural Research and Extension Center, Fayetteville, AR, in 2022, 2023, and 2024. Standard errors of the means are represented by error bars. Means followed by the same uppercase or lowercase letters are not statistically different according to Fisher's protected LSD ($\alpha=0.05$) at 3 and 6 WAT, respectively.

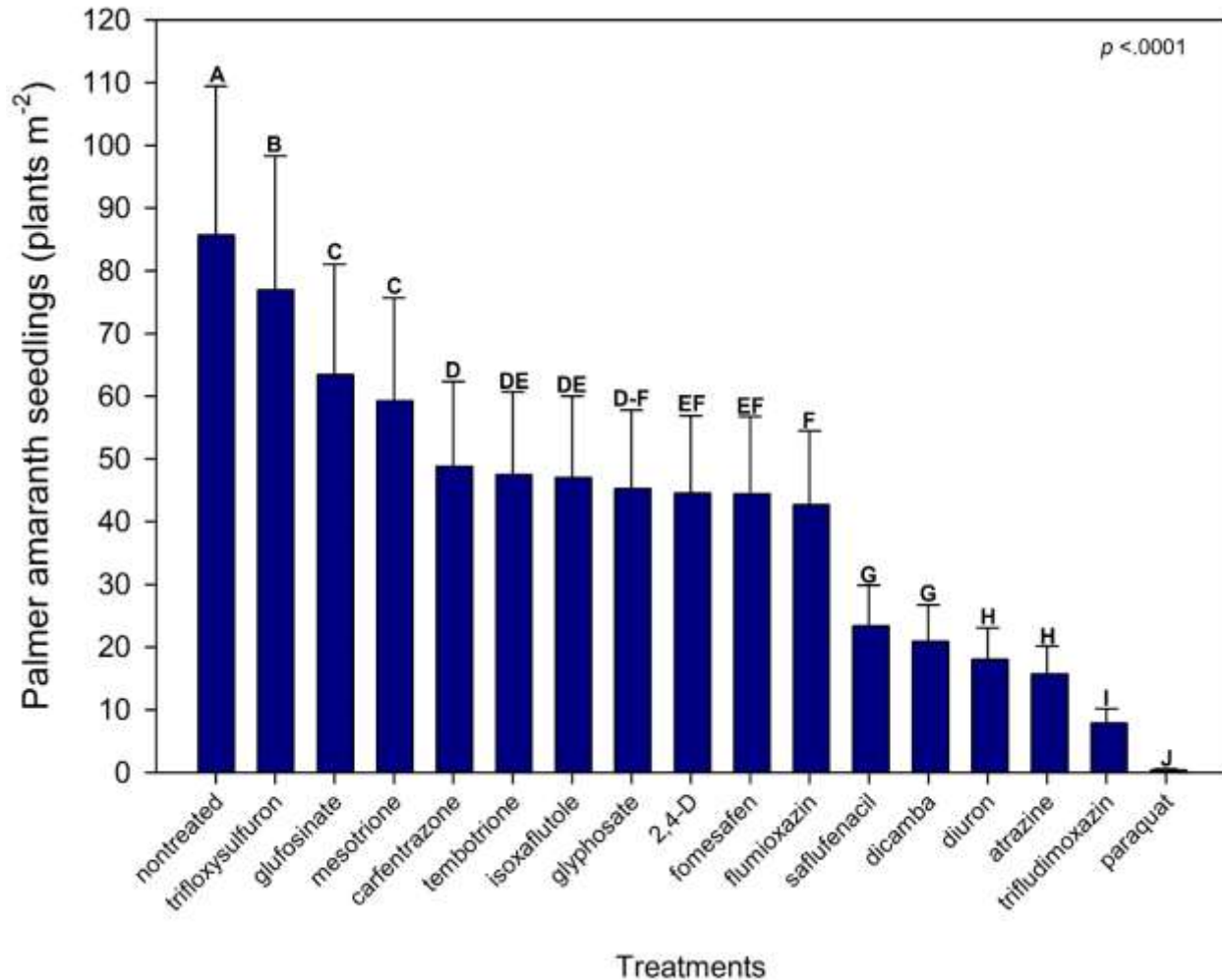


Figure 3. Number of glufosinate-resistant Palmer amaranth (MSR2) plants (plants m⁻²) remaining in plots following postemergence herbicide applications at 4 weeks after treatment. Data were averaged across years in experiments conducted at Milo J. Shult Agricultural Research and Extension Center, Fayetteville, AR, in 2023 and 2024. Standard errors of the means are represented by error bars. Means followed by the same uppercase letters are not statistically different according to Fisher's protected LSD ($\alpha=0.05$).