



Shape- and scale-dependent coupling between spheroids and velocity gradients in turbulence

Nimish Pujara^{1,†}, José-Agustín Arguedas-Leiva², Cristian C. Lalescu^{2,3},
Bérenger Bramas^{3,4,5} and Michael Wilczek²

¹Department of Civil and Environmental Engineering, University of Wisconsin-Madison, Madison WI 53706, USA

²Max Planck Institute for Dynamics and Self-Organization (MPI DS), Am Faßberg 17, D-37077 Göttingen, Germany

³Max Planck Computing and Data Facility, Gießenbachstraße 2, 85748 Garching, Germany

⁴CAMUS Team, Inria Nancy – Grand Est, Villers-lès-Nancy, 54600, France

⁵ICPS Team, ICube Laboratory, Illkirch, 67412, France

(Received 17 April 2021; revised 21 May 2021; accepted 11 June 2021)

Rotations of spheroidal particles immersed in turbulent flows reflect the combined effects of fluid strain and vorticity, as well as the time history of these quantities along the particle's trajectory. Conversely, particle rotation statistics in turbulence provide a way to characterise the Lagrangian properties of velocity gradients. Particle rotations are also important for a range of environmental and industrial processes where particles of various shapes and sizes are immersed in a turbulent flow. In this study, we investigate the rotations of inertialess spheroidal particles that follow Lagrangian fluid trajectories. We perform direct numerical simulations (DNS) of homogeneous isotropic turbulence and investigate the dynamics of different particle shapes at different scales in turbulence using a filtering approach. We find that the mean-square particle angular velocity is nearly independent of particle shape across all scales from the Kolmogorov scale to the integral scale. The particle shape does determine the relative split between different modes of rotation (spinning vs tumbling), but this split is also almost independent of the filter scale suggesting a Lagrangian scale-invariance in velocity gradients. We show how the split between spinning and tumbling can be quantitatively related to the particle's alignment with respect to the fluid vorticity.

Key words: turbulent flows, particle/fluid flow

† Email address for correspondence: npujara@wisc.edu

© The Author(s), 2021. Published by Cambridge University Press. This is an Open Access article, distributed under the terms of the Creative Commons Attribution licence (<https://creativecommons.org/licenses/by/4.0/>), which permits unrestricted re-use, distribution, and reproduction in any medium, provided the original work is properly cited.

1. Introduction

In the Lagrangian study of turbulence, a point-sized sphere is used to probe the flow since such a particle adopts the velocity and angular velocity of the fluid in its immediate vicinity. Extending this idea to spheroids (figure 1) offers a more intricate way to examine the Lagrangian flow structure since spheroids rotate due to both fluid rotation and strain, and thus the statistics of spheroid rotations reflect the Lagrangian dynamics of velocity gradients (Voth & Soldati 2017). Rotations of spheroidal particles and their coupling with velocity gradients are also important in applications where non-spherical particles are immersed in turbulent flows, such as microswimmers (Jumars *et al.* 2009; Guasto, Rusconi & Stocker 2012; Pujara, Koehl & Variano 2018; Borgnino *et al.* 2019; Bordoloi, Variano & Verhille 2020), atmospheric aerosol and sediment transport (Spurny 2000; Mehta 2013; Gustavsson & Mehlig 2016; Roy *et al.* 2019; Gustavsson *et al.* 2021; Li *et al.* 2021; Samant *et al.* 2021), process engineering (Clift, Grace & Weber 2005; Lundell, Söderberg & Alfredsson 2011; Ardekani *et al.* 2017; Ardekani & Brandt 2018; Schneiders *et al.* 2019; Will *et al.* 2021) and flow diagnostics (Rosti *et al.* 2018; Hejazi, Krellenstein & Voth 2019; Cavaiola, Olivieri & Mazzino 2020).

In this study, we examine how spheroids of different shapes rotate due to their coupling with velocity gradients at different scales in homogeneous and isotropic turbulence. The angular velocity of a spheroid due to local velocity gradients in the absence of inertia is given by Jeffery’s (1922) equation:

$$\boldsymbol{\omega}_p = \frac{1}{2}\boldsymbol{\omega} + \lambda\mathbf{p} \times \mathbf{S}\mathbf{p}, \tag{1.1}$$

where $\boldsymbol{\omega}_p$ is the particle angular velocity vector, \mathbf{p} is the particle orientation vector and $\lambda = (\text{AR}^2 - 1)/(\text{AR}^2 + 1)$ is the shape factor with AR being the particle aspect ratio (figure 1). The velocity gradients are represented by the fluid vorticity vector $\boldsymbol{\omega}$ and the strain-rate tensor \mathbf{S} , which relate to the velocity gradient tensor $A_{ij} = \partial u_i/\partial x_j$ via $S_{ij} = \frac{1}{2}(A_{ij} + A_{ji})$ and $\omega_i = \varepsilon_{ijk}A_{kj}$ with ε_{ijk} being the alternating symbol. The first term of (1.1) shows that particles of all aspect ratios rotate at the local rotation rate of the fluid and the second term shows that non-spherical particles have additional rotation due to the local strain rate. Decomposing (1.1) into its spinning ($\boldsymbol{\omega}_p \cdot \mathbf{p}$) and tumbling ($d\mathbf{p}/dt = \dot{\mathbf{p}} = \boldsymbol{\omega}_p \times \mathbf{p}$) rates gives

$$\boldsymbol{\omega}_p \cdot \mathbf{p} = \frac{1}{2}\boldsymbol{\omega} \cdot \mathbf{p} \tag{1.2a}$$

$$\dot{\mathbf{p}} = \frac{1}{2}\boldsymbol{\omega} \times \mathbf{p} + \lambda[\mathbf{S}\mathbf{p} - (\mathbf{p}^T \mathbf{S}\mathbf{p})\mathbf{p}], \tag{1.2b}$$

where spinning is the particle rotation about its axis of symmetry and tumbling is the particle rotation of the axis of symmetry. Spinning and tumbling are related to the total particle angular velocity via the Pythagorean relation $\boldsymbol{\omega}_p^2 = (\boldsymbol{\omega}_p \cdot \mathbf{p})^2 + \dot{\mathbf{p}}^2$.

When spheroids follow Lagrangian fluid trajectories and rotate in response to the velocity gradients along those trajectories, the mean-square spinning ($\langle(\boldsymbol{\omega}_p \cdot \mathbf{p})^2\rangle$) and tumbling ($\langle\dot{\mathbf{p}}^2\rangle$) rates reflect the distribution of particle orientations with respect to principal directions of the velocity gradients. Equation (1.2b) shows that the particle tumbling rate for a given shape in isotropic turbulence is a joint distribution in a seven-dimensional space (Ni *et al.* 2015): five scalar parameters characterise the velocity gradient tensor in isotropic turbulence (e.g. two to quantify the eigenvalues of the strain-rate tensor, two to specify the orientation of vorticity in the strain-rate eigenframe, and one to quantify the magnitude of vorticity) and an additional two parameters describe the particle orientation with respect to the velocity gradient tensor (e.g. two angles relative

Coupling between spheroids and velocity gradients in turbulence

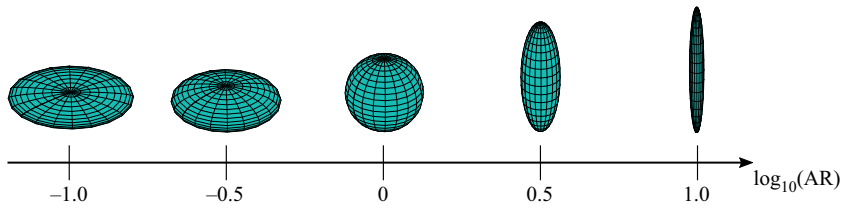


Figure 1. Spheroids as a function of aspect ratio (AR).

to the strain-rate eigenframe). Thus, the spinning and tumbling rates depend on the history of vorticity and strain along Lagrangian trajectories. Being able to predict these rotation rates is useful for the applications mentioned above and for benchmarking stochastic models of the velocity gradient tensor; for example, Chevillard & Meneveau (2013) showed that a model based on the recent fluid deformation approximation was able to correctly predict the tumbling of rods and Leppin & Wilczek (2020) showed that inclusion of strain-vorticity interactions and shorter autocorrelation time scales for the strain rate compared with the rotation rate were crucial for predicting the tumbling of discs.

Spinning and tumbling rates can be predicted analytically for particles randomly oriented with respect to the velocity gradient tensor, but results from experiments and direct numerical simulations (DNS) have shown that this does not provide an accurate prediction of particle rotation rates in turbulence (Shin & Koch 2005; Parsa *et al.* 2012; Chevillard & Meneveau 2013; Byron *et al.* 2015; Pujara & Variano 2017). For example, tumbling of small rods ($AR \gg 1$) and spinning of small discs ($AR \ll 1$) are suppressed relative to their values for random orientation. Qualitatively, this is understood to be because rods align with the vorticity causing them to spin more than they tumble and discs align perpendicularly to the vorticity causing them to tumble more than they spin (Pumir & Wilkinson 2011; Ni, Ouellette & Voth 2014; Byron *et al.* 2015). While this picture suggests that alignment with vorticity controls the dynamics of particle rotations, a quantitative understanding of this behaviour has not been found. For example, conditional averages of the seven-dimensional joint distribution showed that rod tumbling was equally strongly dependent on both the mean-square vorticity and strain rate and the problem could not be further simplified via a lower-dimensional projection (Ni *et al.* 2015). Here, we present a line of argument that allows us to quantitatively predict the spinning and tumbling rates of spheroids in isotropic turbulence based on their alignment with vorticity. We test this prediction against data from DNS and find good agreement.

Since spheroid rotation statistics reveal Lagrangian dynamics of velocity gradients, an understanding of the scale-dependency of these statistics can contribute to improving models of the turbulent energy cascade (Meneveau & Lund 1994; Chertkov, Pumir & Shraiman 1999; Luthi *et al.* 2007; Xu, Pumir & Bodenschatz 2011; Pumir, Bodenschatz & Xu 2013), subgrid-scale models for large-eddy simulations (Meneveau, Lund & Cabot 1996; van der Bos *et al.* 2002) and models of particle motion (Toschi & Bodenschatz 2009; Cisse, Homann & Bec 2013; Parsa & Voth 2014). As a way to characterise multiscale properties of Lagrangian turbulence, we investigate the scale-dependency in our simulations using a filtering approach where particle rotations are tracked along Lagrangian trajectories in turbulent velocity fields filtered at various scales. Our results show that particle rotation statistics are remarkably scale-independent when normalised appropriately and we are able to predict the spinning and tumbling rates for different shapes from the dissipation scales to the integral scale. We interpret this as a sign of

fairly robust scale-invariance for velocity gradients across the complete scale spectrum of turbulence when examined in the Lagrangian frame.

2. Direct numerical simulations

2.1. Velocity gradients along Lagrangian trajectories

We use DNS of isotropic turbulence to generate data of velocity gradient time histories along Lagrangian trajectories. We do this in the fully resolved flow field and for the flow field filtered at various length scales.

The DNS are performed with a standard pseudo-spectral Navier–Stokes solver. A third-order Runge–Kutta method is used for time stepping the vorticity formulation of the equation, and a high-order Fourier smoothing (Hou & Li 2007) is used for reducing aliasing errors. Turbulence is maintained in a 3-D-periodic domain of $2\pi \times 2\pi \times 2\pi$ (DNS units) by applying a fixed energy injection rate in the wavenumber interval $1 \leq k \leq 2$ (DNS units). We use a small-scale resolution of $k_M\eta = 3$ (where k_M is the maximum wavenumber resolved and η is the Kolmogorov length) for a fully developed turbulent flow with a Taylor-scale Reynolds number $R_\lambda \approx 200$ and a scale separation of $L/\eta \approx 140$ and $T/\tau_\eta \approx 20$. Using the root-mean-squared velocity component u and the energy spectrum $E(k)$, the integral length is defined as $L = \pi \int dkE(k)/(2ku^2)$ and the large eddy turn-over time as $T = L/u$. To generate filtered flow fields, the velocity field is filtered at length scale ℓ using a Gaussian filter as detailed in Lalescu & Wilczek (2018). Values for ℓ vary from zero (no filtering) to L (the integral scale). Preliminary datasets were generated using all three spherically symmetric filter types described in Lalescu & Wilczek (2018) (i.e. ball filter, Gaussian filter, sharp spectral filter), but the filter type resulted in only small changes in the results with the overall trend being insensitive to the precise filter type.

At each filter scale ℓ , 10^4 tracer trajectories are integrated in the flow using the corresponding velocity fields, and the velocity gradient tensor is sampled along these trajectories to generate a large database of Lagrangian time histories of velocity gradients along tracer trajectories.

To analyse particle rotations across different filter scales, we introduce a scale-local time scale defined by $\tau_\ell = \langle A_{ij}A_{ij} \rangle^{-1/2}$, which varies smoothly from τ_η for the fully resolved flow to the expected Kolmogorov scaling $\tau_\ell \sim \ell^{2/3}$ in the inertial subrange (figure 2a). Here τ_ℓ is a quantitative measure of the correlation time and the inverse strength of the velocity gradients at scale ℓ , making it ideally suited to compare particle rotations across a range of scales. Note that we do not explicitly distinguish between filtered and unfiltered quantities in our notation. The filtering is implicitly indicated wherever there is a variation with ℓ .

2.2. Scale-dependency in particle rotation statistics

We use the database of Lagrangian time histories of velocity gradients to compute the orientations and rotations of spheroids by integrating Jeffery’s (1922) equations (1.2b) using a fourth-order Runge–Kutta method. After an initial transient of several τ_ℓ , the statistics of particle rotations reach a stationary state. We calculate the statistical moments of particle rotations after this initial transient period.

Figure 2(b) shows that data for mean-square particle angular velocity follows a power law scaling in the inertial subrange $\langle \omega_p^2 \rangle \sim \ell^{-4/3}$. This scaling behaviour, which was first introduced in the context of tumbling rods by Parsa & Voth (2014) and found to be applicable in several other contexts since then (Bordoloi & Variano 2017; Bounoua,

Coupling between spheroids and velocity gradients in turbulence

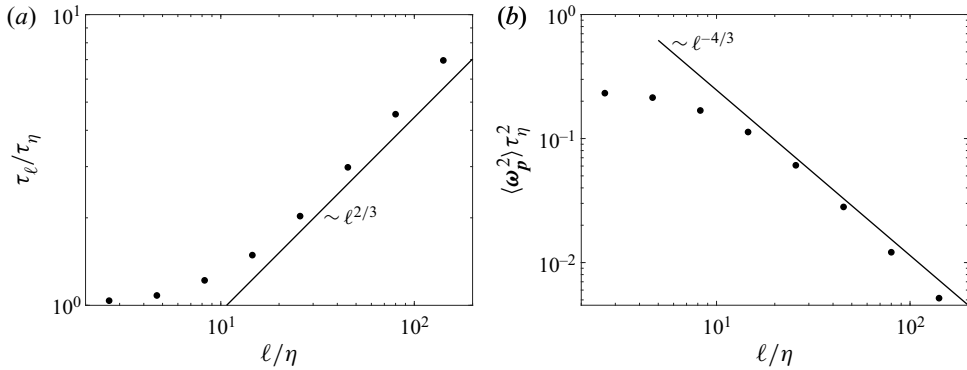


Figure 2. Variation of (a) scale-local time scale $\tau_\ell = \langle A_{ij} A_{ij} \rangle^{-1/2}$ and (b) mean-square particle angular velocity $\langle \omega_p^2 \rangle$ as functions of filter scale ℓ . Data in panel (b) is for spherical particles.

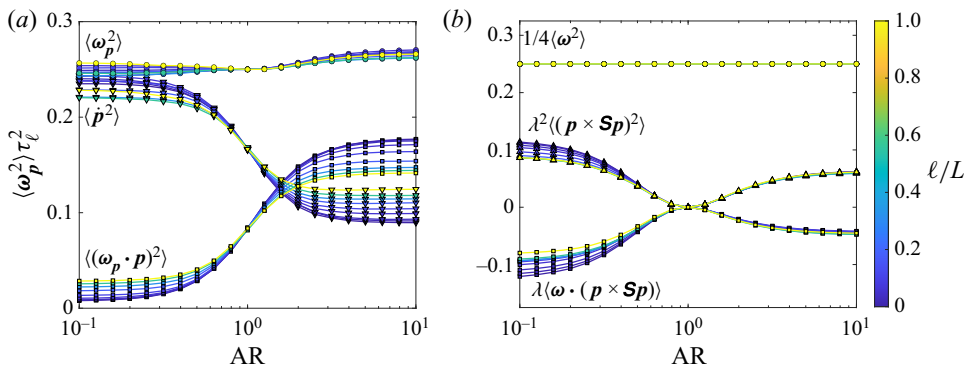


Figure 3. (a) Mean-square particle angular velocity and its decomposition into spinning and tumbling for spheroids of different aspect ratios in turbulence filtered at different length scales. (b) Mean-square particle angular velocity and its decomposition into vorticity-induced rotations ($\frac{1}{4} \langle \omega^2 \rangle$), strain-induced rotations ($\lambda^2 \langle (\mathbf{p} \times \mathbf{S} \mathbf{p})^2 \rangle$), and the cross-correlation of vorticity- and strain-induced rotations ($\lambda \langle \omega \cdot (\mathbf{p} \times \mathbf{S} \mathbf{p}) \rangle$).

Bouchet & Verhille 2018; Pujara *et al.* 2018; Pujara, Voth & Variano 2019; Oehmke *et al.* 2021), can be derived based on the expectation that the particle rotation rate scales as the magnitude of the velocity gradients at a given scale $\omega_p \sim \tau_\ell^{-1} = \langle A_{ij} A_{ij} \rangle^{1/2}$ and that the magnitude of the velocity gradients follow Kolmogorov scaling in the inertial range $A_{ij} \sim \ell^{-2/3}$.

When the mean-square particle angular velocity is examined in terms of the scale-local time scale τ_ℓ in figure 3(a), we observe that the mean-square rotation rate for particles for all scales is almost shape-independent. Particles of all shapes have approximately the same rotation rate as spheres (or spherical fluid elements) at all scales of turbulence so that $\langle \omega_p^2 \rangle \approx \frac{1}{4} \langle \omega^2 \rangle$. Surprisingly, figure 3(a) also shows that the relationship between particle shape and their spinning and tumbling rates is qualitatively preserved as the filter scale increases, even up to the integral scale. Discs tumble much more than they spin and rods spin more than they tumble at all scales of turbulence. As the filter scale increases, there is a shift towards the spinning and tumbling rates becoming weaker functions of particle shape, but the main qualitative trend is preserved. Overall, the results in figure 3(a), which are normalised by the scale-local time scale τ_ℓ , reflect an unexpected scale-invariance in the Lagrangian dynamics of velocity gradients.

To further examine the shape independence of the mean-square particle angular velocity $\langle \omega_p^2 \rangle$, we take the mean square of (1.1) to analyse the situation in terms of rotations due to vorticity and strain. This shows that the mean-square particle angular velocity has contributions from vorticity, strain rate and a combination of vorticity and strain:

$$\langle \omega_p^2 \rangle = \frac{1}{4} \langle \omega^2 \rangle + \lambda^2 \langle (\mathbf{p} \times \mathbf{S}\mathbf{p})^2 \rangle + \lambda \langle \omega \cdot (\mathbf{p} \times \mathbf{S}\mathbf{p}) \rangle. \quad (2.1)$$

The particle shape only influences the second and third terms, which contain the strain-rate tensor. Figure 3(b) shows the particle rotation rates split into the three terms in (2.1). While the vorticity term is shape-independent and the strain term is always positive as expected, the cross term is almost exactly equal and opposite to the strain term. This near cancellation is the reason why $\langle \omega_p^2 \rangle$ is nearly independent of particle shape at all scales in turbulence. We note that this behaviour is specific to Lagrangian trajectories and the mutual interactions between vorticity and strain-rate along these trajectories. The rotations of particles distributed at random positions and orientations within a snapshot of a turbulent velocity field do not show the same behaviour (as previously shown in Parsa *et al.* 2012; Chevillard & Meneveau 2013; Pujara & Variano 2017). While this property of vorticity-strain interactions in the Lagrangian dynamics of velocity gradients was previously noted for point-sized particles (Byron *et al.* 2015; Pujara & Variano 2017), the results in figure 3(b) show that this behaviour is scale-invariant.

2.3. Particle spinning and tumbling

In this section, we show how the particle spinning and tumbling rates observed in figure 3(a) can be quantitatively predicted in terms of particle alignment with vorticity. Starting from (2.1), we note that an (approximate) cancellation of the last two terms on the right-side leads to $\langle \omega_p^2 \rangle \approx \frac{1}{4} \langle \omega^2 \rangle$. In homogeneous isotropic turbulence, the mean-square fluid vorticity and the mean dissipation rate are related via $\langle \omega^2 \rangle = 2 \langle \mathbf{S}_{ij} \mathbf{S}_{ij} \rangle = \tau_\eta^{-2}$, where τ_η is the Kolmogorov time scale that characterises the smallest scales of motion. In terms of τ_η , the mean-square particle rotation rate would be

$$\langle \omega_p^2 \rangle \approx \frac{1}{4} \tau_\eta^{-2}. \quad (2.2)$$

To predict the spinning and tumbling rates of particles, we next consider the spinning equation. By taking the mean square of (1.2a), we get

$$\langle (\omega_p \cdot \mathbf{p})^2 \rangle = \frac{1}{4} \langle \omega^2 (\mathbf{e}_\omega \cdot \mathbf{p})^2 \rangle \approx \frac{1}{4} \langle \omega^2 \rangle \langle (\mathbf{e}_\omega \cdot \mathbf{p})^2 \rangle = \frac{1}{4} \tau_\eta^{-2} \langle (\mathbf{e}_\omega \cdot \mathbf{p})^2 \rangle, \quad (2.3)$$

where we have assumed that the magnitude of vorticity and the degree of alignment between the particle and the vorticity are statistically independent. Here, \mathbf{e}_ω is the unit vector that defines the direction of vorticity. Under this assumption, (2.3) gives a prediction for the mean-square spinning rate solely based on particle alignment with vorticity. We can also obtain a prediction for the tumbling rate in terms of the particle alignment with vorticity by combining (2.3) with (2.2) and using the Pythagorean relation $\langle \omega_p^2 \rangle = \langle (\omega_p \cdot \mathbf{p})^2 \rangle + \langle \dot{\mathbf{p}}^2 \rangle$:

$$\langle \dot{\mathbf{p}}^2 \rangle \approx \frac{1}{4} \langle \omega^2 \rangle (1 - \langle (\mathbf{e}_\omega \cdot \mathbf{p})^2 \rangle) = \frac{1}{4} \tau_\eta^{-2} \langle (1 - \langle (\mathbf{e}_\omega \cdot \mathbf{p})^2 \rangle) \rangle. \quad (2.4)$$

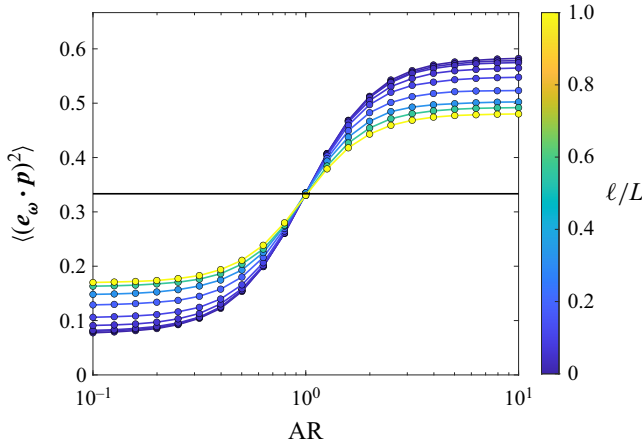


Figure 4. Mean-square particle alignment with vorticity as a function of particle shape and filter scale. Random alignment corresponds to a value of $1/3$ (solid black line).

Altogether, we have predictions of the particle rotation, tumbling and spinning rates solely in terms of the particle alignment with vorticity:

$$\langle \omega_p^2 \rangle \tau_\eta^2 \approx \frac{1}{4}, \tag{2.5a}$$

$$\langle \dot{\mathbf{p}}^2 \rangle \tau_\eta^2 \approx \frac{1}{4} (1 - \langle (\mathbf{e}_\omega \cdot \mathbf{p})^2 \rangle), \tag{2.5b}$$

$$\langle (\omega_p \cdot \mathbf{p})^2 \rangle \tau_\eta^2 \approx \frac{1}{4} \langle (\mathbf{e}_\omega \cdot \mathbf{p})^2 \rangle. \tag{2.5c}$$

We can now examine the predictions of (2.5) using data from our simulations. By replacing τ_η with τ_ℓ , we can also extend these predictions to all scales of turbulence. Since these predictions are based on the mean-square particle alignment with vorticity, we first show this quantity in figure 4. We see that while discs tend to be perpendicular to the vorticity and rods tend to be parallel to the vorticity, particles of all shapes become more randomly aligned with respect to vorticity as the filter scale increases. Particle alignment with vorticity can be understood as the longest particle axis and the vorticity vector both independently coming to align with the direction of Lagrangian stretching (Ni *et al.* 2014). The data in figure 4 show that this effect weakens with increasing filter scale due to the effects of subfilter-scale motions on the velocity gradient dynamics (Chertkov *et al.* 1999; Pujara *et al.* 2019).

Next, we examine the assumption made in deriving (2.5), namely that particle alignment with vorticity is independent of the vorticity magnitude. Figure 5(a) shows the particle-vorticity alignment conditioned on the square of the vorticity magnitude for high-aspect-ratio rods and discs. We see that particle alignment with vorticity is stronger as the vorticity magnitude is increased, which likely reflects a recent history of Lagrangian stretching, but this variation does not stray too far from the overall mean-square alignment (shown by the thin horizontal coloured lines in figure 5). Examined in this way, our assumption is only partially supported by the data. However, in figure 5(b), we show a more direct evaluation of the assumption made in (2.3), namely that particle spinning can be related to particle alignment with vorticity via the relation $\langle (\omega \cdot \mathbf{p})^2 \rangle \approx \langle \omega^2 \rangle \langle (\mathbf{e}_\omega \cdot \mathbf{p})^2 \rangle$. The data show that this assumption has a less than 20% error for moderately oblate to highly prolate particles with aspect ratios in the range $0.6 \leq AR \leq 10$. It is interesting that for prolate particles, the mean-square particle spinning can be accurately estimated by

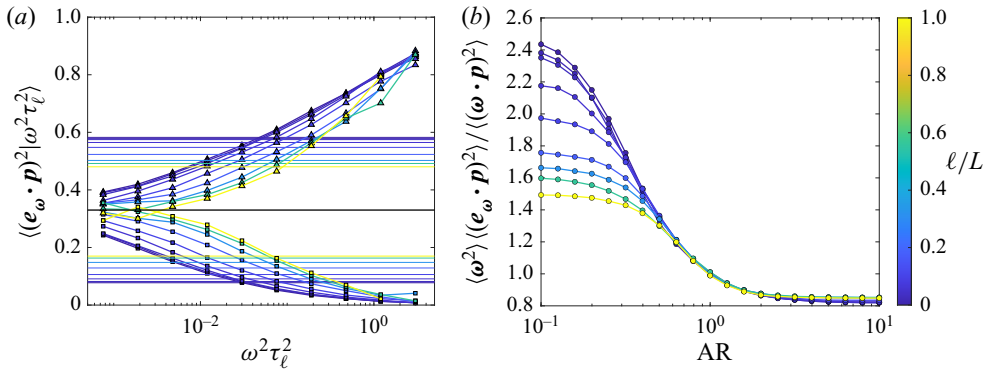


Figure 5. (a) Mean-square particle alignment with vorticity conditioned on the mean-square fluid vorticity. Symbols are data for high-aspect-ratio rods ($AR = 10^1$; triangles and top lines) and discs ($AR = 10^{-1}$; squares and bottom lines). Thin horizontal lines correspond to the unconditional mean-square particle alignment with vorticity ($\langle (e_\omega \cdot p)^2 \rangle$). Random alignment corresponds to a value of $1/3$ (solid black line). (b) A direct evaluation of the independence between vorticity magnitude and particle alignment assumed in (2.3).

assuming independence between vorticity magnitude and particle alignment with vorticity and that the error in this approximation is independent of filter scale. For highly oblate particles ($AR \leq 0.6$), the error in this approximation can be large and depends on the filter scale.

Finally, we show how the predictions of (2.5) compare against data in figure 6. The data lie close to the 1-to-1 lines (figure 6a,b), regardless of the filter scale and particle aspect ratio. Thus, (2.5) provide reasonable predictions of spinning and tumbling rates, despite invoking the approximation that particle alignment is independent of the strength of local vorticity. The error induced by this approximation does not greatly affect the quality of predictions from (2.5) because the error is either small in relative terms (prolate and moderately oblate particles) or because even when the error is large in relative terms it only leads to a small error in absolute terms (highly oblate particles). For highly oblate particles, the prediction of particle spinning has a large relative error, but small absolute error because such particles have low spinning rates. In fact, while the relative error is larger for oblate particles compared with prolate particles in figure 5(b), the absolute error is actually slightly smaller for the oblate particles compared with prolate particles in figure 6(a). In figures 6(c) and 6(d), we can see that these predictions fare well against data for different particle shapes for fully resolved data ($\ell/L = 0$) and for data at the largest filter scale ($\ell/L = 1$), respectively.

3. Discussion

We have conducted DNS to examine the statistics of the shape- and scale-dependent coupling between velocity gradients and spheroids in turbulence. By applying a filter that progressively removes small scales from the fully resolved simulations, we have obtained Lagrangian trajectories of tracer particles in filtered fields and calculated spheroid rotations along these trajectories using Jeffery’s equation. Our focus has been on the particle rotation rates and on the decomposition of rotations in the particle frame into the spinning and tumbling rates.

Particle rotation rates decrease as the filter scale increases following a power law that is consistent with Kolmogorov scaling in the inertial subrange. When normalised by scale-local time scales, we find that the mean-square particle rotation rates are independent

Coupling between spheroids and velocity gradients in turbulence

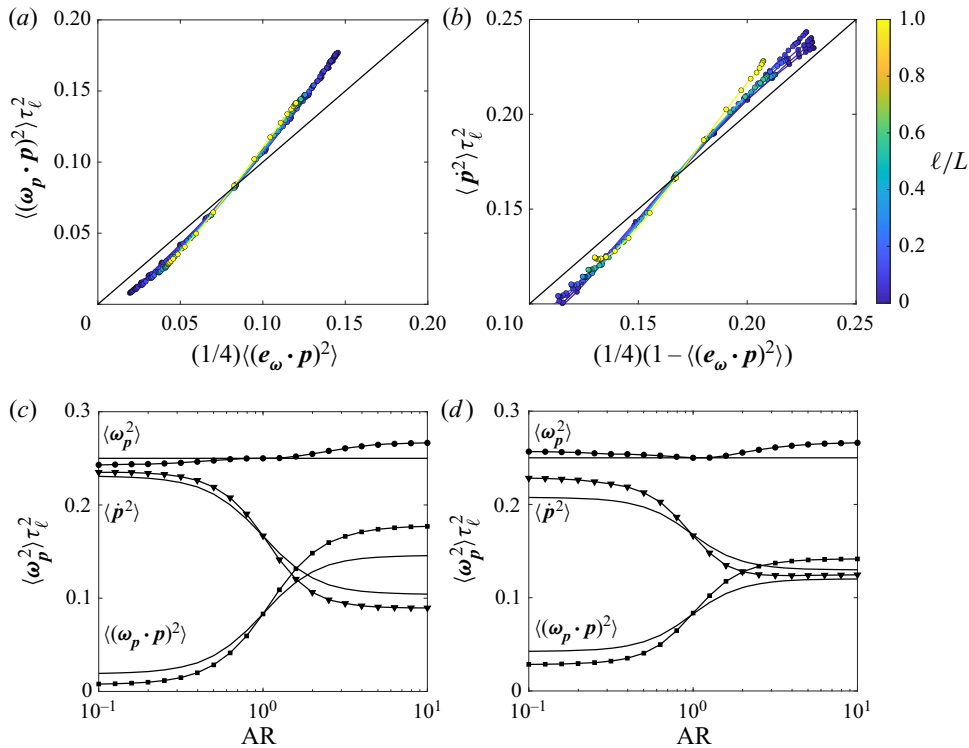


Figure 6. Spinning (a) and tumbling (b) rates compared against the predictions from (2.5) for all shapes across all scales with the solid black line showing the 1 : 1 correspondence. (c,d) Predictions from (2.5) (solid black lines) and DNS data (symbols) across all shapes for unfiltered DNS data ($\ell/L = 0$) (c) and DNS data filtered at the integral scale ($\ell/L = 1$) (d).

of the particle shape. Even though the spinning and tumbling rates are a function of particle shape, surprisingly, there is little additional dependency on scale. Moreover, we have also shown that relative rates of spinning and tumbling can be reasonably predicted solely from knowledge of particle alignment with the vorticity vector even though the full dependency of these rotation rates is a function of seven variables that quantify the velocity gradient tensor and particle orientation within its axes.

Our results consistently show that the dynamics of the velocity gradient tensor has scale-invariant properties in the Lagrangian frame that are not observed in the Eulerian frame. While Eulerian statistics of vorticity alignment with the strain eigenframe and flow topologies are known to exhibit qualitative differences in the inertial range relative to the dissipation (viscous) range (van der Bos *et al.* 2002; Danish & Meneveau 2018), no such changes are observed as a function of scale when velocity gradient dynamics is examined in the Lagrangian frame through the lens of coupling between velocity gradients and spheroids. Our results also suggest that spinning and tumbling rates of large anisotropic particles where particle inertia due to density differences with the fluid can be assumed small (e.g. Parsa & Voth 2014; Bordoloi & Variano 2017; Pujara *et al.* 2019) are likely to follow the same trends with particle shape previously observed in small particles (Voth & Soldati 2017). While a refined understanding of the detailed flow-particle interactions may still require laboratory experiments or particle-resolved simulations, our results show that it is possible to predict rotation statistics for subgrid-scale particles in large-eddy simulations in principle. For example, particle orientations and rotations at

the smallest scale resolved in the simulations could be used to predict particle statistics at subgrid scales based on the scaling arguments provided herein. The scale-invariance of spinning and tumbling rates of spheroids also motivate future work on extending stochastic models of the Lagrangian velocity gradient tensor (Meneveau 2011; Chevillard & Meneveau 2013; Johnson & Meneveau 2018; Leppin & Wilczek 2020) to the inertial range. Finally, it would also be interesting to test our predictive framework for particle spinning and tumbling in other canonical turbulent flows such as channel flow where interesting similarities and differences have been observed in terms of how particles align compared with isotropic turbulence (Zhao & Andersson 2016).

Acknowledgements. We thank M. Rapp (Max Planck Computing and Data Facility) for support with code optimisation, G. Voth (Wesleyan University) for useful discussions and E. Variano (UC Berkeley) for useful discussions and help with creating the graphical abstract image. We also acknowledge comments and suggestions from anonymous referees.

Funding. N.P. was supported by the Wisconsin Alumni Research Foundation. J.A.A.L., C.C.L., B.B. and M.W. were supported by the Max Planck Society. M.W. also gratefully acknowledges a Fulbright-Cottrell Award grant.

Declaration of interests. The authors report no conflict of interest.

Author ORCID*s*.

-  Nimish Pujara <https://orcid.org/0000-0002-0274-4527>;
-  José-Agustín Arguedas-Leiva <https://orcid.org/0000-0002-2786-2538>;
-  Cristian C. Lalescu <https://orcid.org/0000-0003-0043-6632>;
-  Bérenger Bramas <https://orcid.org/0000-0003-0281-9709>;
-  Michael Wilczek <https://orcid.org/0000-0002-1423-8285>.

Author contributions. N.P., C.C.L. and M.W. designed the study, analysed data and reached conclusions. N.P., J.A.A.L., C.C.L. and B.B. wrote the code and J.A.A.L., C.C.L. and B.B. executed it. N.P. and M.W. derived the theory. N.P., J.A.A.L., C.C.L. and M.W. wrote the paper.

REFERENCES

- ARDEKANI, M.N. & BRANDT, L. 2018 Turbulence modulation in channel flow of finite-size spheroidal particles. *J. Fluid Mech.* **859**, 887–901.
- ARDEKANI, M.N., COSTA, P., BREUGEM, W.-P., PICANO, F. & BRANDT, L. 2017 Drag reduction in turbulent channel flow laden with finite-size oblate spheroids. *J. Fluid Mech.* **816**, 43–70.
- BORDOLOI, A.D. & VARIANO, E. 2017 Rotational kinematics of large cylindrical particles in turbulence. *J. Fluid Mech.* **815**, 199–222.
- BORDOLOI, A.D., VARIANO, E. & VERHILLE, G. 2020 Lagrangian time scale of passive rotation for mesoscale particles in turbulence. *Front. Mar. Sci.* **7**, 473.
- BORGNINO, M., GUSTAVSSON, K., DE LILLO, F., BOFFETTA, G., CENCINI, M. & MEHLIG, B. 2019 Alignment of nonspherical active particles in chaotic flows. *Phys. Rev. Lett* **123**, 138003.
- VAN DER BOS, F., TAO, B., MENEVEAU, C. & KATZ, J. 2002 Effects of small-scale turbulent motions on the filtered velocity gradient tensor as deduced from holographic particle image velocimetry measurements. *Phys. Fluids* **14**, 2456–2474.
- BOUNOUA, S., BOUCHET, G. & VERHILLE, G. 2018 Tumbling of inertial fibers in turbulence. *Phys. Rev. Lett* **121**, 124502.
- BYRON, M., EINARSSON, J., GUSTAVSSON, K., VOTH, G., MEHLIG, B. & VARIANO, E. 2015 Shape-dependence of particle rotation in isotropic turbulence. *Phys. Fluids* **27**, 035101.
- CAVAIOLA, M., OLIVIERI, S. & MAZZINO, A. 2020 The assembly of freely moving rigid fibres measures the flow velocity gradient tensor. *J. Fluid Mech.* **894**, A25.
- CHERTKOV, M., PUMIR, A. & SHRAIMAN, B.I. 1999 Lagrangian tetrad dynamics and the phenomenology of turbulence. *Phys. Fluids* **11**, 2394–2410.
- CHEVILLARD, L. & MENEVEAU, C. 2013 Orientation dynamics of small, triaxial–ellipsoidal particles in isotropic turbulence. *J. Fluid Mech.* **737**, 571–596.

Coupling between spheroids and velocity gradients in turbulence

- CISSE, M., HOMANN, H. & BEC, J. 2013 Slipping motion of large neutrally buoyant particles in turbulence. *J. Fluid Mech.* **735**, R1.
- CLIFT, R., GRACE, J.R. & WEBER, M.E. 2005 *Bubbles, Drops, and Particles*. Dover.
- DANISH, M. & MENEVEAU, C. 2018 Multiscale analysis of the invariants of the velocity gradient tensor in isotropic turbulence. *Phys. Rev. Fluids* **3**, 044604.
- GUASTO, J.S., RUSCONI, R. & STOCKER, R. 2012 Fluid mechanics of planktonic microorganisms. *Annu. Rev. Fluid Mech.* **44**, 373–400.
- GUSTAVSSON, K. & MEHLIG, B. 2016 Statistical models for spatial patterns of heavy particles in turbulence. *Adv. Phys.* **65**, 1–57.
- GUSTAVSSON, K., SHEIKH, M.Z., NASO, A., PUMIR, A. & MEHLIG, B. 2021 Effect of particle inertia on the alignment of small ice crystals in turbulent clouds. *J. Atmos. Sci.* (in press).
- HEJAZI, B., KRELLENSTEIN, M. & VOTH, G.A. 2019 Using deformable particles for single-particle measurements of velocity gradient tensors. *Exp. Fluids* **60**, 153.
- HOU, T.Y. & LI, R. 2007 Computing nearly singular solutions using pseudo-spectral methods. *J. Comput. Phys.* **226**, 379–397.
- JEFFERY, G.B. 1922 The motion of ellipsoidal particles immersed in a viscous fluid. *Proc. R. Soc. Lond. A* **102**, 161–179.
- JOHNSON, P.L. & MENEVEAU, C. 2018 Predicting viscous-range velocity gradient dynamics in large-eddy simulations of turbulence. *J. Fluid Mech.* **837**, 80–114.
- JUMARS, P.A., TROWBRIDGE, J.H., BOSS, E. & KARP-BOSS, L. 2009 Turbulence-plankton interactions: a new cartoon. *Mar. Ecol.* **30**, 133–150.
- LALESCU, C.C. & WILCZEK, M. 2018 Acceleration statistics of tracer particles in filtered turbulent fields. *J. Fluid Mech.* **847**, R2.
- LEPPIN, L.A. & WILCZEK, M. 2020 Capturing velocity gradients and particle rotation rates in turbulence. *Phys. Rev. Lett* **125**, 224501.
- LI, C., LIM, K., BERK, T., ABRAHAM, A., HEISEL, M., GUALA, M., COLETTI, F. & HONG, J. 2021 Settling and clustering of snow particles in atmospheric turbulence. *J. Fluid Mech.* **912**, A49.
- LUNDELL, F., SÖDERBERG, L.D. & ALFREDSSON, P.H. 2011 Fluid mechanics of papermaking. *Annu. Rev. Fluid Mech.* **43**, 195–217.
- LUTHI, B., OTT, S., BERG, J. & MANN, J. 2007 Lagrangian multi-particle statistics. *J. Turbul.* **8**, N45.
- MEHTA, A.J. 2013 *An Introduction to Hydraulics of Fine Sediment Transport*. World Scientific.
- MENEVEAU, C. 2011 Lagrangian dynamics and models of the velocity gradient tensor in turbulent flows. *Annu. Rev. Fluid Mech.* **43**, 219–245.
- MENEVEAU, C. & LUND, T.S. 1994 On the Lagrangian nature of the turbulence energy cascade. *Phys. Fluids* **6**, 2820–2825.
- MENEVEAU, C., LUND, T.S. & CABOT, W.H. 1996 A Lagrangian dynamic subgrid-scale model of turbulence. *J. Fluid Mech.* **319**, 353–385.
- NI, R., KRAMEL, S., OUELLETTE, N.T. & VOTH, G.A. 2015 Measurements of the coupling between the tumbling of rods and the velocity gradient tensor in turbulence. *J. Fluid Mech.* **766**, 202–225.
- NI, R., OUELLETTE, N.T. & VOTH, G.A. 2014 Alignment of vorticity and rods with Lagrangian fluid stretching in turbulence. *J. Fluid Mech.* **743**, R3.
- OEHMKE, T.B., BORDOLOI, A.D., VARIANO, E. & VERHILLE, G. 2021 Spinning and tumbling of long fibers in isotropic turbulence. *Phys. Rev. Fluids* **6**, 044610.
- PARSA, S., CALZAVARINI, E., TOSCHI, F. & VOTH, G.A. 2012 Rotation rate of rods in turbulent fluid flow. *Phys. Rev. Lett.* **109**, 134501.
- PARSA, S. & VOTH, G.A. 2014 Inertial range scaling in rotations of long rods in turbulence. *Phys. Rev. Lett.* **112**, 024501.
- PUJARA, N., KOEHL, M.A.R. & VARIANO, E.A. 2018 Rotations and accumulation of ellipsoidal microswimmers in isotropic turbulence. *J. Fluid Mech.* **838**, 356–368.
- PUJARA, N. & VARIANO, E. 2017 Rotations of small, inertialess triaxial ellipsoids in isotropic turbulence. *J. Fluid Mech.* **821**, 517–538.
- PUJARA, N., VOTH, G.A. & VARIANO, E.A. 2019 Scale-dependent alignment, tumbling, and stretching of slender rods in isotropic turbulence. *J. Fluid Mech.* **860**, 465–486.
- PUMIR, A., BODENSCHATZ, E. & XU, H. 2013 Tetrahedron deformation and alignment of perceived vorticity and strain in a turbulent flow. *Phys. Fluids* **25**, 035101.
- PUMIR, A. & WILKINSON, M. 2011 Orientation statistics of small particles in turbulence. *New J. Phys.* **13**, 093030.
- ROSTI, M.E., BANAEI, A.A., BRANDT, L. & MAZZINO, A. 2018 Flexible fiber reveals the two-point statistical properties of turbulence. *Phys. Rev. Lett.* **121**, 044501.

- ROY, A., HAMATI, R.J., TIERNEY, L., KOCH, D.L. & VOTH, G.A. 2019 Inertial torques and a symmetry breaking orientational transition in the sedimentation of slender fibres. *J. Fluid Mech.* **875**, 576–596.
- SAMANT, O., ALAGESHAN, J.K., SHARMA, S. & KULEY, A. 2021 Dynamic mode decomposition of inertial particle caustics in Taylor–Green flow. *Sci. Rep.* **11**, 10456.
- SCHNEIDERS, L., FRÖHLICH, K., MEINKE, M. & SCHRÖDER, W. 2019 The decay of isotropic turbulence carrying non-spherical finite-size particles. *J. Fluid Mech.* **875**, 520–542.
- SHIN, M. & KOCH, D.L. 2005 Rotational and translational dispersion of fibres in isotropic turbulent flows. *J. Fluid Mech.* **540**, 143–173.
- SPURNY, K. 2000 Aerosol chemistry and its environmental effects. In *Atmospheric Contamination by Fibrous Aerosols* (ed. K. Spurny). Lewis Publishers.
- TOSCHI, F. & BODENSCHATZ, E. 2009 Lagrangian properties of particles in turbulence. *Annu. Rev. Fluid Mech.* **41**, 375–404.
- VOTH, G.A. & SOLDATI, A. 2017 Anisotropic particles in turbulence. *Annu. Rev. Fluid Mech.* **49**, 249–276.
- WILL, J.B., MATHAI, V., HUISMAN, S.G., LOHSE, D., SUN, C. & KRUG, D. 2021 Kinematics and dynamics of freely rising spheroids at high Reynolds numbers. *J. Fluid Mech.* **912**, A16.
- XU, H., PUMIR, A. & BODENSCHATZ, E. 2011 The Pirouette effect in turbulent flows. *Nat. Phys.* **7**, 709–712.
- ZHAO, L. & ANDERSSON, H.I. 2016 Why spheroids orient preferentially in near-wall turbulence. *J. Fluid Mech.* **807**, 221–234.