

High-density positron beam generation via Breit–Wheeler and trident processes using ultra-intense lasers

S. Chintalwad¹, S. Morris² and B. Ramakrishna^{1,†}

¹Department of Physics, Indian Institute of Technology Hyderabad, Kandi, Sangareddy 502284, India

²Department of Physics, University of Warwick, Coventry CV4 7AL, UK

(Received 8 May 2024; revised 9 August 2024; accepted 13 August 2024)

Using two counter-propagating ultra-intense laser interactions with a solid target, we conducted a study on the generation of electron-positron pairs via the multi-photon Breit–Wheeler (BW) process and trident process. These processes were simulated using the particle-in-cell (PIC) code EPOCH. Our proposed scheme involves irradiating two targets with two counter-propagating lasers. High-energy photons are produced when hot electrons collide with the reflected laser pulse at the target's front, leading to electron and positron pair production. In the single-target scenario, electron bunches are extracted from the target by the p-polarized laser electromagnetic field and accelerated by the laser ponderomotive force before colliding with the counter-propagating laser. However, using two targets enhances pair creation compared with the single-target set-up. We observed that in two-target configurations, the increased number of high-energy gamma-rays contributes to higher-energy electron-positron generation. Additionally, the generation of hot electrons is also more pronounced in this scheme. Consequently, the laser demonstrates higher efficiency in generating gamma photons and positrons in the dual-target set-up, which is beneficial for investigating high-energy pair production and gamma-ray emission. The generated positrons exhibit a density of the order of 10^{27} m^{-3} and can be accelerated to energies of 1.5 GeV. The involvement of hot electrons in the target is crucial for generating high-energy photons and positrons. The maximum pair yield reaches 8×10^9 for the BW process and 10^8 for the trident process. Notably, the total laser energy conversion efficiencies to electrons, γ -rays and positrons show improvement in the dual-target configuration. Specifically, the laser energy absorbed by positrons increases from 11.62 % in Case A to 13.12 % in Case B. These enhancements in conversion efficiency and electron/positron density have significant practical implications in experimental set-ups. In both the BW and trident processes, the two-target set-up dominates, highlighting its effectiveness. We also compared the strengths of both approaches, suggesting that these simple models of implementing two targets can be used in experiments as well.

Keywords: plasma simulation, intense particle beams, quantum plasma

† Email address for correspondence: bhuvan@phy.iith.ac.in

1. Introduction

In the modern era, achieving high-power laser pulses is instrumental in investigating a wide range of physical processes across diverse fields, encompassing atomic and plasma physics, nuclear physics, and high-energy physics. The credit for these advancements can be attributed to the implementation of the chirped pulse amplification (CPA) technique. This ongoing development in continuous high-power laser technology primarily focuses on two key aspects: reducing laser pulse duration and increasing the peak laser intensity Strickland & Mourou (1985). Laboratories have already achieved a laser intensity of $2 \times 10^{22} \text{ W cm}^{-2}$, and intensities of the order of $2 \times 10^{23} \text{ W cm}^{-2}$ are expected to become available in facilities such as XCELS (2023) and ELI (2021). With a 10–12 PW laser focused to an intensity of $10^{23} \text{ W cm}^{-2}$ and the corresponding peak electric field reaching 10^{15} V m^{-1} , it becomes feasible to accelerate electrons to ultra-relativistic velocities, with energies reaching several GeV. The electron dynamics can transition into the quantum electrodynamics (QED) regime, where various QED processes become possible. These processes may include nonlinear Compton scattering (Müller & Keitel 2009; Pike *et al.* 2014), the multi-photon Breit–Wheeler (BW) process (Breit & Wheeler 1934), the trident process (Gahn *et al.* 2002), the Bethe–Heitler process (Yan *et al.* 2013) and radiation reactions.

The first collection of positrons occurred using the β^+ decay of the radioactive isotope Na^{23} . However, the yield and energy of these positrons were minimal, falling short for many potential applications (Jiang *et al.* 2015). An alternative approach for obtaining a high flux and high density of positrons involves the use of conventional accelerators (Chen *et al.* 2013). In this method, electrons are accelerated to impact a high-Z target. However, the large size of the accelerator and the low conversion efficiency from electrons to positrons make it challenging to accumulate a sufficient quantity of positrons, particularly for applications related to astrophysics. Nevertheless, advancements in laser technologies have led to the development of ultra-intense laser peak intensities. This offers unique opportunities for generating high-energy-density positrons through laser–plasma interactions. At laser intensities ranging from $10^{23} \text{ W cm}^{-2}$ to $10^{24} \text{ W cm}^{-2}$, the BW process emerges as one of the most promising methods for generating positrons with high flux and density.

In nonlinear Compton scattering (NCS), an energetic electron interacts with multiple laser photons (usually high-energy photons) at the same time. The electron absorbs energy from these photons, causing it to gain energy and momentum. As a result of these interactions, the electron's trajectory changes and it emits a high-energy photon. This emitted photon carries away some of the energy that the electron gained from the laser photons. NCS is given by the equation

$$e^- + n\gamma_l \rightarrow e^- + \gamma_h, \quad (1.1)$$

which shows the emission of a high-energy photon depends on the interaction of target electrons (target density) with multiple laser photons (laser intensity). Here, γ_l is the laser photon and γ_h is the emitted high-energy photon. The strength of NCS depends on Lorentz invariant

$$\eta = \left(\frac{\gamma}{E_s} \right) |E_\perp + v \times B|, \quad (1.2)$$

where γ denotes the relativistic Lorentz factor of incoming electrons in a laser field,

$$E_s = \frac{m^2 c^3}{e\hbar} \quad (1.3)$$

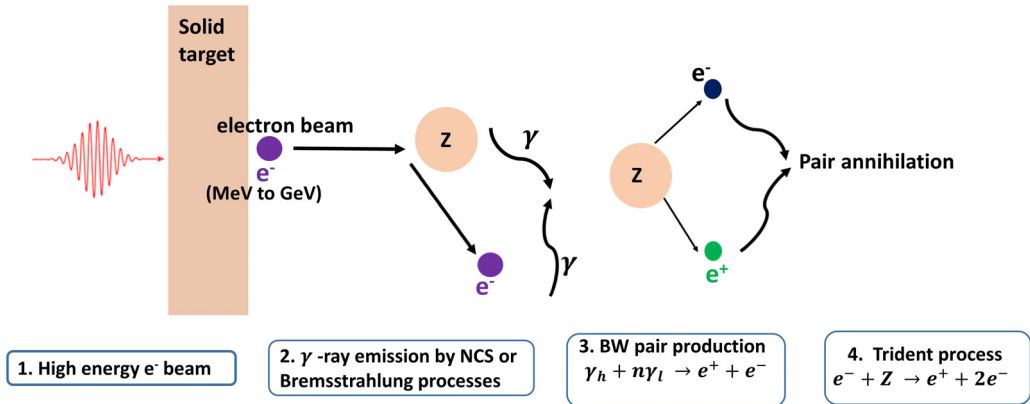


FIGURE 1. Stages of positron generation from ultra-intense laser irradiation with a solid target.

is the Schwinger critical field and v is the incoming electron velocity. The yield of gamma-ray photons depends on the high-energy electrons. In our two-target set-up, the population of high-energy electrons is higher than in the single-target set-up, which further increases the high-energy gamma-ray photons and electron–positron pair production.

In the BW process, electrons get accelerated by the laser pulse, emitting (γ) photons. These γ photons then interact with laser photons, giving rise to the creation of positrons. Previous research conducted by Ridgers *et al.* (2012) has demonstrated that when a laser with a focused intensity of approximately $4 \times 10^{23} \text{ W cm}^{-2}$ strikes a solid aluminium foil, it can produce up to 10^9 positrons, with a maximum pair density of 10^{26} m^{-3} . By further increasing the laser intensity, even more positrons can be generated, along with higher positron energy and density.

Positrons are created and accelerated in intense laser–plasma interactions through a multi-step process, as shown in figure 1. The first step involves the production of relativistic, hot electrons. These electrons generate gamma-rays through processes like Bremsstrahlung or nonlinear Compton scattering (NCS), resulting in photons with MeV energies. Photons with energies greater than 1.022 MeV can interact with nuclei, leading to the creation of electron–positron pairs through the Bethe–Heitler (BH) process. This process is dominant for thick targets (of the order of millimetres) (Bulanov *et al.* 2015). However, the more direct trident process, where electrons interact directly with nuclei to produce pairs via a virtual photon, does not significantly contribute to the positron yield for thick targets (Liang, Wilks & Tabak 1998). However, positrons generated via these two processes could not satisfy the demand of extreme conditions with high energy and high density. The predicted promising process is BW.

Recent particle-in-cell (PIC) simulations have demonstrated the feasibility of generating a high-density pair plasma via the BW process in laser–plasma interactions. This occurs with various target configurations, including flat targets (Chintalwad *et al.* 2020), tapered hollow cone targets (Jian-Xun *et al.* 2015) and compact plasma channels (Jian-Xun *et al.* 2019). Additionally, these simulations investigate the effects of changing the target's transverse size and laser polarization on pair production (Yuan *et al.* 2017).

In our study, we employed a two-dimensional EPOCH simulation to investigate the production of electron–positron pairs and the generation of high-density gamma rays through BW and trident processes. Our investigation encompassed two cases: first, counter-propagating laser pulses with a single target, where we explored the interaction between two counter-propagating laser pulses and a single target; second, we used two

targets separated by a 2- μm vacuum gap. Two laser beams interacted with the targets simultaneously, with one originating from the left boundary and the other from the right boundary, both having the same intensity.

Furthermore, we compared the energy spectrum, density and angular distribution of positrons in the two cases. It was observed that the dual-target set-up (Case B) exhibits the capability to produce high-energy, dense gamma-rays, as well as electron–positron pairs. Consequently, Case B demonstrates clear advantages over Case A in these aspects. The reasons for the increased production of photons and electron–positron pairs in the dual-target configuration are twofold. First, dual targets exhibit strong electron retention due to a binding effect, which helps to keep the majority of hot electrons within the target, resulting in elevated gamma-ray generation and, subsequently, increased pair production. Additionally, in Case B, the generated electric field features an inward-focusing structure, further aiding in the retention of hot electrons. one can easily implement the purposed dual-target scheme in the experiment, which will be more helpful in the future experiment in depth findings in the QED domain.

2. Pair creation by ultra-intense laser pulse

Ultra-intense lasers can create pairs directly by inducing vacuum polarization with their strong electric fields. To estimate the intensity needed for this, we consider that for a good chance of pair creation, the energy of the pairs should be close to the potential energy felt by an electron over the Compton wavelength due to the laser's electric field. The electric field is

$$eE_0\lambda_C = 2m_e c^2, \quad (2.1)$$

where E_0 is the average electric field of the focused laser light and λ_C is the Compton wavelength. From (2.1), we can calculate the threshold of the laser intensity,

$$I_{\text{Laser}} = \varepsilon_0 c E_0^2 = 5 \times 10^{28} \text{ W cm}^{-2}, \quad (2.2)$$

where ε_0 is the dielectric constant. Achieving laser intensities as high as $10^{28} \text{ W cm}^{-2}$ is currently beyond our capabilities. To create positrons, we explore alternative methods like using lasers to generate high-energy electrons, known as ‘hot electrons’, through interactions with matter. These electrons gain energy from the laser's electric field and electromagnetic waves. Estimating the average temperature (T_{hot}) of these hot electrons helps us to understand and control the process of positron creation using lasers (Wilks *et al.* 1992), which can be done using

$$T_{\text{hot}} = m_e c^2 \sqrt{1 + \frac{I_{\text{Laser}} \lambda_\mu^2}{1.4 \times 10^{18}}} - 1. \quad (2.3)$$

When irradiating a laser with a wavelength (λ_μ) of 1 μm and an intensity of $I_{\text{Laser}} = 10^{20} \text{ W cm}^{-2}$, we can estimate the temperature of the resulting hot electrons using (2.3). In this scenario, the estimated hot electron temperature is approximately 4 MeV. This means that most of the hot electrons possess enough energy (above the 1.02 MeV threshold) to initiate pair creation.

Pair production near atomic nuclei is mostly driven by the BH process. Over the years, extensive calculations of the BH pair production cross-section have been carried out, and the findings are summarized in review papers by Motz, Olsen & Koch (1969) and Hubbell, Gimm & O/verbo/ (1980) The BH process is strongly influenced by the atomic number (Z) of the target material. The cross-section for pair production through this process,

disregarding screening effects, can be expressed by the following formula (Davies, Bethe & Maximon 1954):

$$\sigma_{\text{BH}} = \frac{28}{9} \alpha Z^2 r_e^2 \left[\ln \left(\frac{2\epsilon_\gamma}{m_e c^2} \right) - \frac{109}{42} - f(Z) \right], \quad (2.4)$$

where ϵ_γ is the photon energy and

$$f(Z) = (\alpha Z)^2 \sum_{i=1}^{\infty} [i(i^2 + \alpha^2 Z^2)]^{-1}. \quad (2.5)$$

In experimental set-ups, substantial pair production has been attained by efficiently converting laser energy into relativistic electrons. These electrons then emit MeV high-energy photons via Bremsstrahlung, especially when interacting with dense targets featuring high Z .

Near solid target nuclei, pair production occurs via electron interactions with virtual photons, termed as the trident process. Studying the cross-section for this process at electron energies above MeV can be done using (Gryaznykh, Kandiev & Lykov 1998; Myatt *et al.* 2009)

$$\sigma_T = \frac{28\pi(\alpha r_e Z)^2}{27} \log^3(\epsilon_e/mc^2). \quad (2.6)$$

In laser-driven pair production, the trident process is less dominant compared with the BH process when the target thickness exceeds 20 μm . This is because thicker targets exhibit high electron conversion efficiency through Bremsstrahlung.

Pair production can arise from the interaction between high-energy photons and an intense laser field through the nonlinear Breit–Wheeler (NBW) process. This phenomenon was initially observed at SLAC during the collision of a 46.6 GeV electron beam with a terawatt (TW) laser pulse. In the SLAC experiment, the efficiency of pair production was found to be approximately 1 % with approximately 100 pairs created over 10 000 laser shots. The pair production rate for a nonlinear BW process is

$$\Gamma_{\text{NBW}} \sim \alpha \frac{c}{\lambda_c} \frac{m_e c^2}{\epsilon_\gamma} \frac{K_{1/3}^2 \left(\frac{2}{3\chi} \right)}{\chi}, \quad (2.7)$$

where

$$\chi \simeq \epsilon_\gamma / (m_e c^2) E_L / E_c \quad (2.8)$$

is the quantum field strength experienced by a photon of energy ϵ_γ counter-propagating with a laser with electric field E_L , and K_n is the modified Bessel function.

3. Target configurations and simulation results

The relativistic PIC code EPOCH, which incorporates the implemented QED module (Arber *et al.* 2015), is employed to examine the interaction between an ultra-intense laser pulse and an aluminium (Al) target. The laser pulse has a super-Gaussian spatial and temporal profile with a laser intensity of $4 \times 10^{23} \text{ W cm}^{-2}$ and the wavelength is $\lambda = 1 \mu\text{m}$ with a pulse duration of FWHM 30 fs. The focal spot size is $2 \mu\text{m}$. The simulation box covers $10 \mu\text{m}$ along the x and y directions with 1000×1000 grids in the x and y directions, respectively. The number of particles per cell is 500 electrons and 16 ions. The

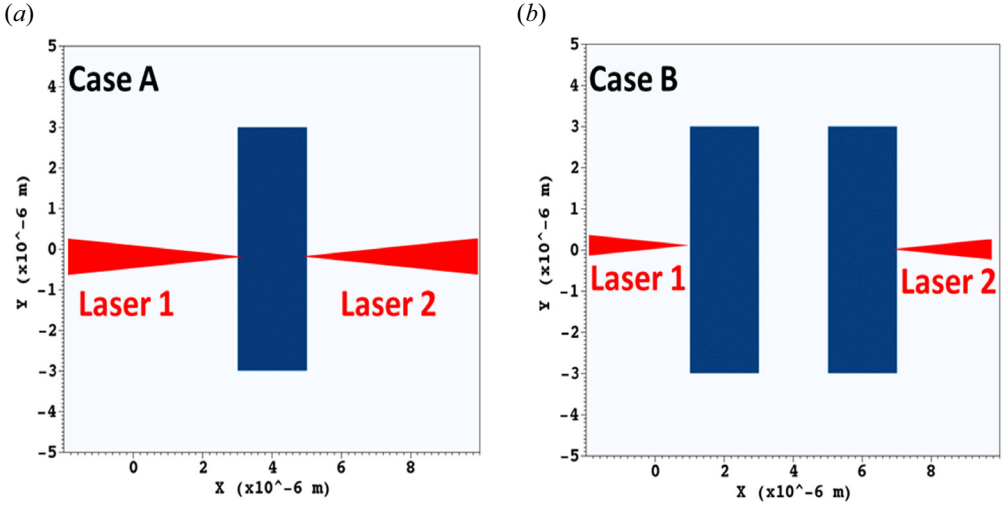


FIGURE 2. Simulation interaction set-up.

resolution of the simulation is 10 nm in both directions, sufficient to accurately calculate the laser–plasma interaction. The thickness of the target is $2\text{ }\mu\text{m}$ with the electron density of $n_e = 711n_c$, where n_c is the electron critical density $n_c = (\epsilon_0 m_e \omega_0^2)/(e^2)$ with laser frequency $\omega_0 = 2\pi c/\lambda_0$, where ϵ_0 , m_e , e , λ_0 are the permittivity of free space, the mass of an electron, electron charge, and laser wavelength, respectively. The critical density corresponding to the laser wavelength $\lambda_0 = 1\text{ }\mu\text{m}$ is $n_c = 1.1 \times 10^{21}\text{ cm}^{-3}$. The Al target, with a mass density of 2.7 g cm^{-3} , is fully ionized. The prepulse serves to ionize the target ahead of the arrival of the main pulse, considering the ultra-intense laser intensity employed in our study. The simulation interaction set-up is shown in [figure 2](#).

A. Two laser pulses counter-incident on a thin solid target: Case (A)

Our study focuses on examining the impact of a simultaneous interaction between two counter-propagating laser beams and a target on the generation of positrons, to investigate how these dual laser beams influence positron production. These two lasers irradiated the target from the left and right sides of the simulation boundaries. It is worth noting that a similar type of study has been carried out by Luo *et al.* (2015), although in our case, we investigate positron generation from the trident process also, and there are differences in the target thickness and simulation configuration as well.

[Figure 3\(a,b\)](#) displays the spatial density distributions of Al ions and gamma-ray photons. In the Al ion density distribution, the highly dense ions are compressed, forming a structure reminiscent of a standing wave. This compression facilitates a more symmetric irradiation and compression of the thin foil (Shen & Meyer-ter-Vehn 2001), resulting in a more stable structure with higher Al ion and gamma-ray density in the irradiation region. During the compression process, electrons within the target are propelled forward by the ponderomotive force exerted by the two incident lasers.

The corresponding spatial energy distributions of BW positrons and trident positrons are shown in [figure 3\(c,d\)](#). These spatial energy distributions for accelerated BW positrons and trident positrons exhibit a symmetrical pattern, with positrons reaching energies exceeding 1 GeV in the BW process. Conversely, the acceleration of positrons in the trident process appears to be suppressed. The positron density in the case of the BW process is observed

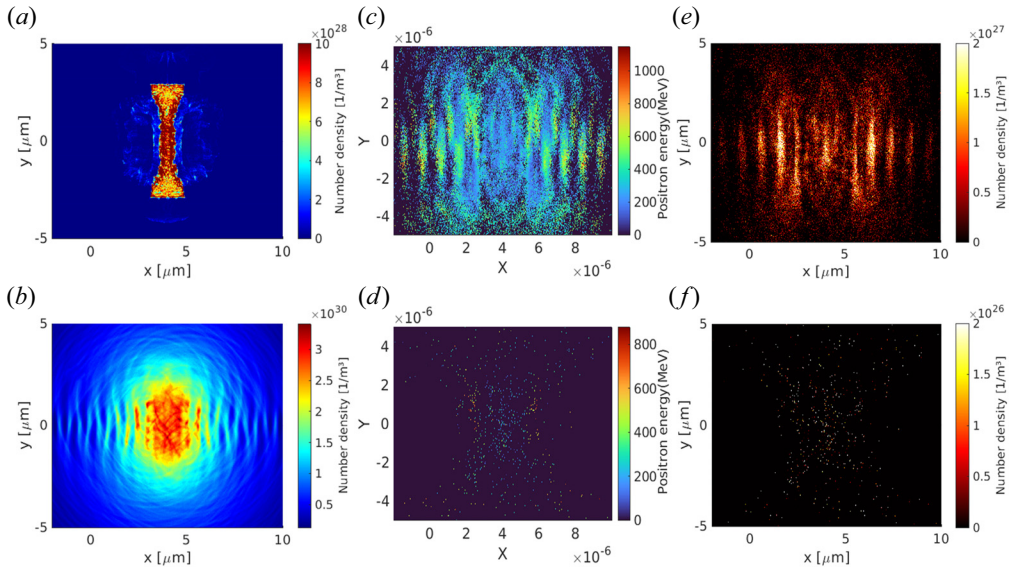


FIGURE 3. (a) Spatial density distribution of Al ions and (b) gamma-ray photons, and spatial energy distribution of (c) BW positrons and (d) trident positron. (e,f) Spatial density distribution of positrons for BW and trident processes in Case A configuration.

to be one order of magnitude higher compared with the trident process. Figure 3(e,f) displays the spatial density distribution of positrons from both processes.

In a recent simulation conducted by Zi *et al.* (2023), pair production using an Al target was explored by varying the transverse size of the target while employing two laser beams. In our single-beam case, the observed energy and density of both photons and positrons closely align. It is worth noting that in our study, we used a laser pulse intensity that was one order of magnitude lower than what was used in their research. Additionally, our approach involved irradiation from a single side.

B. Two laser pulses counter-incident on two thin solid targets: Case (B)

In the previous case, we observed a significant enhancement in photon and positron density, energy and yield by using two counter-propagating laser beams from both the BW and trident processes. Building upon these findings, we extended our study by implementing two targets, as depicted in figure 2 (Case B). The underlying idea for using these two targets is that the electric fields generated by both targets may converge in the vacuum. Additionally, there is a higher probability of retaining hot electrons in this case compared with Case A. The presence of these hot electrons in Case B plays a crucial role in enhancing both photon and positron energy. The density distributions of Al ions and photons for the dual-target configuration are displayed in figure 4(a,b). A closer examination of these panels reveals that the Al ion and photon density converge in the vacuum gap between the two targets.

The observation of the positron spatial energy distributions (figure 4c,d) for the BW and trident processes reveals that they exhibit a larger production area and higher energy, especially in the case of BW positrons (figure 4c), compared with the trident process. Moreover, the positrons generated in this dual-target configuration display both a high-energy production region and high density compared with Case A. For BW positrons, the energy exceeds 1.68 GeV, whereas in the trident case, it is reduced to 1 GeV. Notably, the dual-target configuration stands out by offering both a higher yield and higher energy

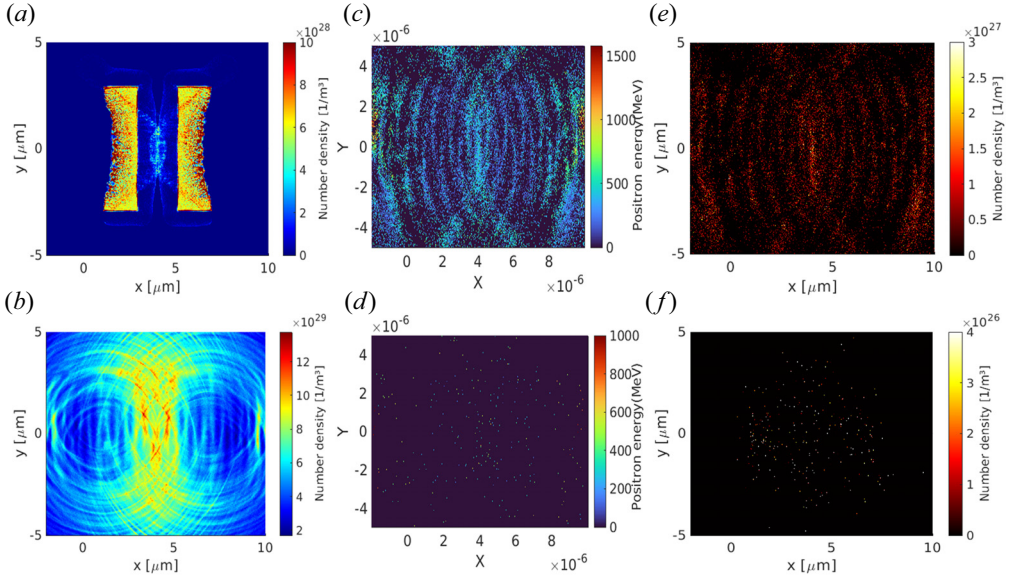


FIGURE 4. Spatial density distribution of (a) Al ions and (b) gamma-ray photons, and spatial energy distribution of (c) BW positrons and (d) trident positron. (e,f) Spatial density distribution of positrons for BW and trident processes in Case B configuration.

for positron acceleration compared with the Case A configuration, underscoring the effectiveness of this set-up. Additionally, we also observed the distribution of positron density for both processes in figure 4(e,f). It is apparent that the density distribution of positrons follows a pattern similar to the energy distribution of positrons.

4. Comparison and discussions

The energy spectrum is illustrated in figure 5 for electrons, photons and positrons from both processes. The spectral distributions of electrons and photons are displayed in figure 5(a–d). It is evident from the electron energy spectrum that highly energetic electrons are generated in the dual-target set-up. In the dual-target configuration, the cutoff energy of the electrons reaches 1.4 GeV, while in Case A, it is approximately 1 GeV. The cutoff energy of the photons is depicted in figure 5(d). The maximum photon energy obtained was 28 MeV for Case A and 38 MeV for Case B, indicating an increase in energy with the dual-target set-up.

Figure 5(b) presents the positron spectra for BW process. Notably, the BW positron spectrum in the dual-target set-up displays a higher cutoff energy, approximately 1.68 GeV, compared with the single-target Case A of 1.15 GeV. The reason behind this enhancement in the dual-target configuration may be attributed to the initially accelerated potential well of the transverse electric field, which confines electrons and further enhances positron generation. However, in the trident positron energy spectra shown in figure 5(c), the maximum cutoff energy of 1.38 GeV is observed in the dual-target configuration. An energy of the trident positron of 810 MeV is obtained in Case A.

In two-sided laser irradiation (Case B), the positron count is two times higher compared with Case A, resulting in a maximum positron density exceeding $6 \times 10^{27} \text{ m}^{-3}$. This increase is attributed to fast-moving electrons, accelerated by the laser, interacting strongly with both incoming and reflected waves from counter-propagating laser pulses.

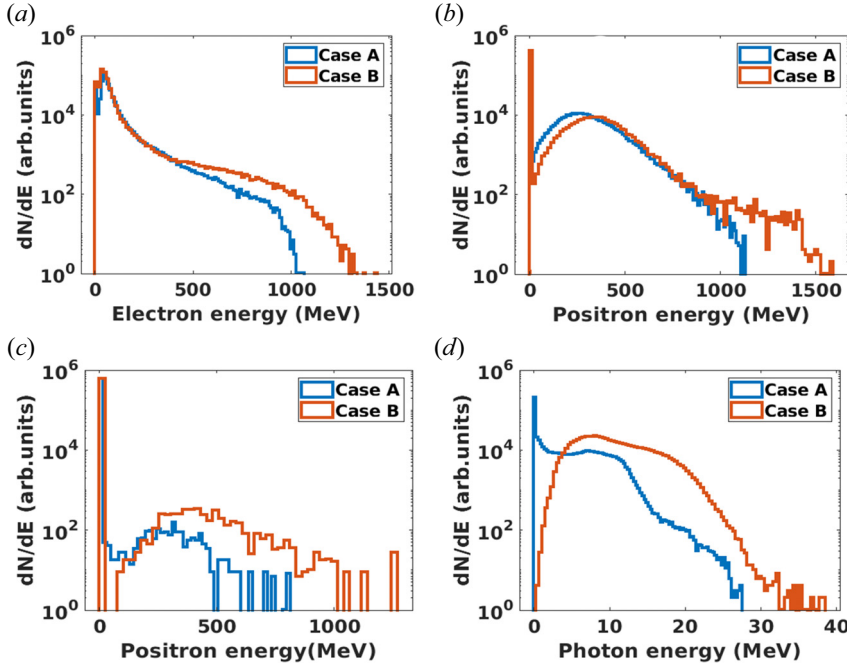


FIGURE 5. (a) Electron energy spectra, (b) positron energy spectra in BW process, (c) positron spectra for trident process and (d) gamma-ray energy spectra.

In contrast, a significant number of electrons from one side of the target traverse through the dense plasma and effectively interact with the counter-incident laser pulse on the opposite side in Case B, contributing more high-energy photons and pairs. This phenomenon is absent in Case A.

The dual-target set-up provides a crucial advantage by generating a strong sheath electric field on the rear side of both targets. This field effectively accelerates high-energy electrons from both sides of the target. Furthermore, the annihilation of pairs can occur within this set-up, leading to a substantial increase in the production of high-energy gamma-rays.

To analyse how much laser energy is absorbed in each case, we calculated the conversion efficiency. The conversion efficiency (η) of the laser energy into electrons, gamma-rays and positrons is calculated from the simulation as

$$\eta = \frac{1}{E_{\text{laser}}} \sum_{j=1}^N w_j \times E_j, \quad (4.1)$$

where η is the conversion efficiency, E_{laser} is the total injected laser energy, N is the number of macro-particles (electrons, gamma-rays or positrons), w_j is the weight of the macro-particle and E_j is the energy of the macro-particle. The calculated conversion efficiencies are presented in table 1, and it is evident that the absorption of laser energy into electrons, positrons and photons is notably improved in Case B.

To strengthen our findings, we tracked the quantities of positrons generated via the BW process and the trident process, as well as photons, as depicted in figure 6. Our analysis revealed a trend: in Case B, the number of positrons doubled compared with Case A. Specifically, in figure 6(a) for BW positrons, we observed 8.2×10^9 positrons in Case B, and 6×10^9 in Case A. Similarly, in the trident process depicted in figure 6(b), Case B

Quantity	Case A	Case B
N_γ	1.72×10^{14}	3.85×10^{14}
e_{BW}^+	6.00×10^9	8.00×10^9
$e_{\text{tri.}}^+$	8.00×10^7	1.31×10^8
$E_{e_{\text{BW}}}^+$	1.15 GeV	1.68 GeV
$E_{e_{\text{tri.}}}^+$	810 MeV	1.38 GeV
E_{e^-}	1.09 GeV	1.48 GeV
η_{e^-}	10.56 %	12.1 %
$\eta_{e_{\text{BW}}}^+$	11.62 %	13.12 %
η_γ	5.07×10^{-3}	7.71×10^{-3}

TABLE 1. Numbers of photons (N_γ), positrons in BW process (e_{BW}^+) and trident positrons ($e_{\text{tri.}}^+$), the maximum positron energy ($E_{e_{\text{BW}}}^+$), ($E_{e_{\text{tri.}}}^+$) and electron energy (E_{e^-}). Energy conversion efficiencies from laser to γ -photons (η_γ), BW positrons ($\eta_{e_{\text{BW}}}^+$) and electrons (η_{e^-}).

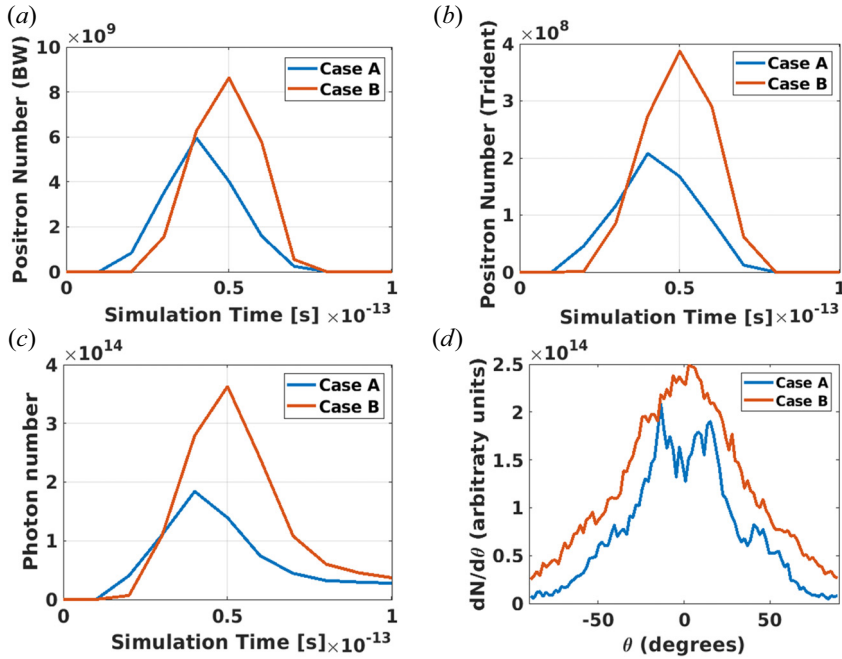


FIGURE 6. (a) Positron number in BW process, (b) trident positron number, (c) photon number and (d) angular distribution of BW positron.

exhibited 3.9×10^8 positrons, while Case A recorded 2×10^8 . From the photon number distribution depicted in figure 6(c), the number of photons generated in the Case B is higher compared with the Case A.

Figure 6(d) provides a qualitative comparison of angular distribution of positron beams under two-target-type conditions. Case B exhibits a higher peak in positron angular distribution at 0° and a significantly wider spread (FWHM) compared with Case A, attributed to the higher production of γ -photons covering a larger area. This indicates a

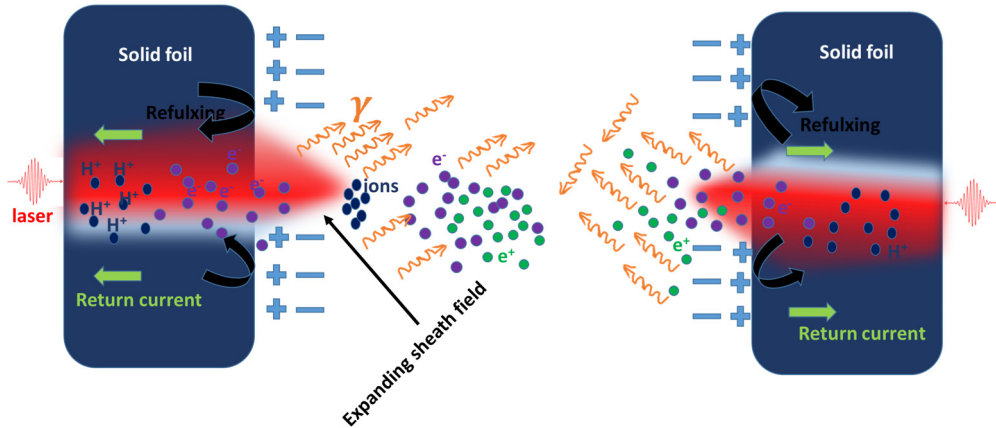


FIGURE 7. Interaction of the laser with the dual-target set-up, highlighting the formation of a robust sheath electric field on the rear surfaces of the targets. This electric field leads to the enhancement of pair production. Additionally, the strong sheath field facilitates the emission of gamma rays, contributing to the overall dynamics of the laser–target interaction.

larger positron yield, a slight divergence angle and effective restraint in Case B. In contrast, Case A shows a larger positron divergence angle and a lower yield due to deformations caused by the intense laser field deviating from plasma density, reducing the binding effect and increasing positron dispersion. These combined effects result in increased positron production and a smaller divergence angle in Case B, suggesting that Case B conditions are conducive to producing high-quality γ -photon and positron beams.

Here, we observed that using two counter-propagating laser beams can enhance the photon and pair energy and density. Following this, we extended our study to Case B, where two targets are irradiated by the two lasers. Upon interaction of the two counter-propagating lasers with the Case A and Case B target, the reflected wave overlaps with the incident wave, creating standing waves on both sides of the focused target and forming a potential well around it, as shown in the Al ion density distribution (figures 3*a* and 4*a*). This initially binds the hot electrons in the interaction region, leaving the incident wave as the main contributor to the intensity on the contact surface.

In the two scenarios, positrons are additionally accelerated by the electric sheath field formed at the rear surface of the laser-irradiated foil. This field reaches its maximum intensity around the peak of the laser pulse interaction and diminishes thereafter as the electrons and aluminium ions disperse away from the rear surface. In Case A, the rear side of the target encounters a weaker electric field, resulting in lower strengths of both the longitudinal and transverse electric fields compared with Case B. Figure 7 illustrates in detail how the strong electric field plays an important role in the dual-target set-up to enhance pair production and gamma-ray emission. This robust sheath field can effectively accelerate high-energy electrons, consequently leading to the emission of gamma-rays.

Moreover, a confined electric field is observed at the target wall, as illustrated in figure 8. This field, along with the longitudinal electric field, amplifies the QED effect in both Case A and Case B. Particularly, the confined electric field from the inner wall of target B is higher than in Case A, which is effectively trapping the electrons within the interaction region leading to a substantial increase in QED emission, as evidenced by the density and energy of gamma-rays in figure 4(*b*).

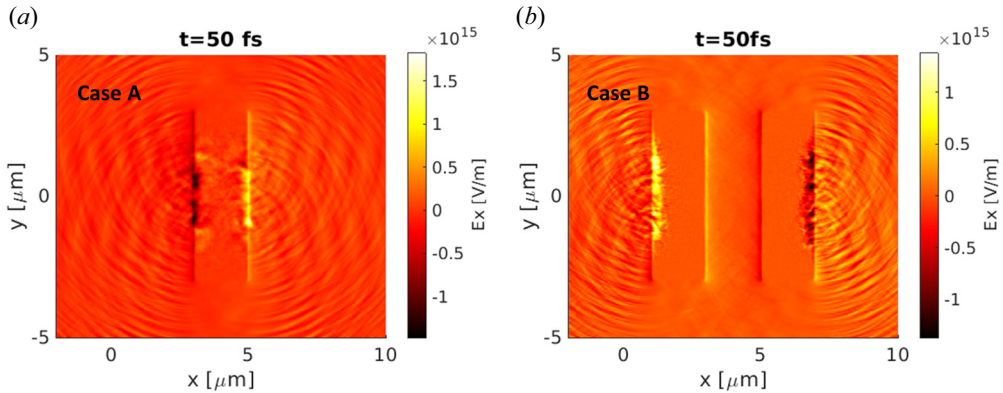


FIGURE 8. Longitudinal electric field (E_x) distributions for Case A and Case B.

Upon interaction of the opposite lasers with the single-target set-up, the reflected wave will overlap with the incident wave, resulting in the creation of standing waves on both sides of the focused target and forming a potential well around it, as shown in figures 3(a) and 4(a). This phenomenon initially binds the hot electrons within the interaction region. Additionally, the confined electric field produced by the dual-target set-up exerts a strong focusing and blocking effect on the electrons in the interaction region. These combined effects enhance the QED reaction rate.

As the laser energy is absorbed and the energy of the hot electrons increases in the dual-target set-up, more γ -photons are emitted by the hot electrons, which attenuates the original laser wave. Consequently, the conversion efficiency of the total laser energy into hot electrons and photons, and ultimately into positrons, is improved. Simulation results indicate that the energy conversion rate of γ -photons reaches in the dual-target set-up is higher, compared with in the single-target set-up. Table 1 summarizes observed parameters and the comparison between each configuration.

This confirms that the hot electron population generated in a single target set-up is smaller than in a dual-target set-up, where it is further reduced by photon emission in a manner similar to hot electrons in a laser field. The efficient conversion of the total laser energy in the dual-target set-up offers more advantages than the single-target set-up. Therefore, a dual-target set-up can generate high-density, high-energy γ -photon beams and a significant number of electron–positron pairs.

5. Possibility of investigating pair production by experiment in central laser facility

The current generation of high-repetition and high-intensity lasers has paved the way for experimental exploration of the QED regime. We propose conducting a potential experiment at facilities like CLF, such as Gemini and ELI, to investigate pair production. Our simulation studies confirm that positron production from thin foils is the primary option for the experiment. Our aim is to explore positron production in thin targets, where $e^+ e^-$ production by the BH process predominates over the trident process. This research could significantly impact the design of future linear colliders (Shuoquin *et al.* 2002; Johnson *et al.* 2006). While the generation of positrons through this mechanism has been demonstrated (Gahn *et al.* 2000), the advantage of these laser facilities lies in their ability to confine positrons on both sides (Liang *et al.* 1998), potentially leading to significantly enhanced positron numbers (Wilks *et al.* 2005).

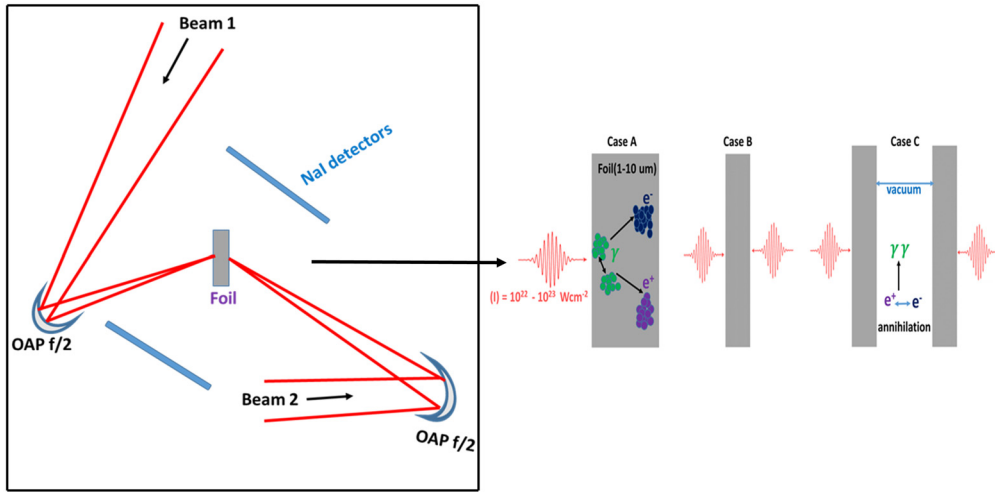


FIGURE 9. Experimental layout.

The basic experimental set-up, as shown in [figure 9](#), involves using dual beams with two F/2 geometries to maximize intensity. Alternatively, a single beam split into two using a D-mirror (see [Heinzl *et al.* 2006](#)) can also be employed. Even though the intensity will be reduced to a quarter of the maximum, this would prevent temporal and spatial jitter between the two beams.

Both parts of the experiment would share a similar geometry. The first part entails placing a thin foil at the focus of two temporally and spatially overlapped beams. Detecting $e^+ e^-$ pairs through the trident process and BH process ([Heitler 1954](#)) is relatively straightforward due to the substantial number of positron pairs generated in a single-shot event. An electron/positron spectrometer would be used for positron detection.

The experiment aims to explore the relative importance of $e^+ e^-$ production by charged particles versus Bremsstrahlung by varying the target thickness. Additionally, the impact of pair confinement in the signal will be examined by comparing the use of a single beam versus dual beams.

6. Conclusion

In conclusion, our study has demonstrated that the interaction of ultra-intense lasers with various solid target configurations can yield dense electron–positron plasmas and ultra-intense γ -rays. In these interactions, the primary mechanism for pair production involves emitting γ -ray photons through nonlinear Compton scattering processes, which are subsequently converted into electron–positron pairs through multiphoton Breit–Wheeler and trident processes. We have compared the effects of γ -ray and electron–positron pair production resulting from the interaction of two different solid targets with two counter-propagating laser beams. Our findings reveal a three times increment in the number of photons, while the number of positrons in Case B is twice as high as in Case A. The implementation of a two-target, two-laser scheme can readily facilitate the generation of high-density and high-energy positron beams in laboratory settings, with potential applications in laboratory astrophysics, particle physics and beyond.

Acknowledgements

We wish to acknowledge the usage of the EPOCH code, developed through the support of the UK Engineering and Physical Sciences Research Council under Grant Nos. EP/G054950/1, EP/G056803/1, EP/G055165/1 and EP/M022463/1. We also acknowledge funding from the CRG (CRG/2020/004712), MoE-STARS Projects (MoE-STARS-2/2023-0233) and CSIR for the fellowship.

Editor Antoine C. Bret thanks the referees for their advice in evaluating this article.

Declaration of interests

The authors report no conflict of interest.

Data availability statement

The authors confirm that all data from this study are available from the corresponding author upon reasonable request.

REFERENCES

- ARBER, T.D., BENNETT, K., BRADY, C.S., LAWRENCE-DOUGLAS, A., RAMSAY, M.G., SIRCOMBE, N.J., GILLIES, P., EVANS, R.G., SCHMITZ, H., BELL, A.R., *et al.* 2015 Contemporary particle-in-cell approach to laser-plasma modelling. *Plasma Phys. Control. Fusion* **57**, 113001.
- BREIT, G. & WHEELER, J.A. 1934 Collision of two light quanta. *Phys. Rev.* **46** (12), 1087.
- BULANOV, S.V., ESIRKEPOV, T.ZH., KANDO, M., KOGA, J., KONDO, K. & KORN, G. 2015 On the problems of relativistic laboratory astrophysics and fundamental physics with super powerful lasers. *Plasma Phys. Rep.* **41** (1), 1–51.
- CHEN, H., SHEPPARD, J.C., MEYERHOFER, D.D., HAZI, A., LINK, A., ANDERSON, S., BALDIS, H.A., FEDOSEJEV, R., GRONBERG, J., IZUMI, N., *et al.* 2013 Emission of positron beams produced in intense laser plasma interaction. *Phys. Plasmas* **20**, 013111.
- CHINTALWAD, S., KRISHNAMURTHY, S., MORRIS, S., RIDGERS, C.P. & RAMAKRISHNA, B. 2020 Investigation of qed effects with varying z in thin foil targets. *IEEE Trans. Plasma Sci.* **49**, 573–577.
- DAVIES, H., BETHE, H. & MAXIMON, L. 1954 Theory of bremsstrahlung and pair production. II. Integral cross section for pair production. *Phys. Rev.* **93**, 788.
- ELI 2021 <http://www.extreme-light-infrastructure.eu> for the Extreme light infrastructure.
- GAHN, C., TSAKIRIS, G.D., PRETZLER, G., WITTE, K.J., DELFIN, C., WAHLSTRÖM, C.-G. & HABS, D. 2000 Generating positrons with femtosecond-laser pulses. *Appl. Phys. Lett.* **77**, 2622.
- GAHN, C., TSAKIRIS, G.D., PRETZLER, G., WITTE, K.J., THIROLF, P., HABS, D., DELFIN, C., & WAHLSTRÖM, C.G. 2002 Generation of mev electrons and positrons with femtosecond pulses from a table-top laser system. *Phys. Plasmas* **9**, 987–999.
- GRYAZNYKH, D., KANDIEV, Y. & LYKOV, V. 1998 Estimates of electron-positron pair production in the interaction of high-power laser radiation with high- z targets. *J. Exp. Theor. Phys. Lett.* **67**, 257.
- HEINZL, T., LIESFELD, B., AMTHOR, K.U., SCHWOERER, H., SAUERBREY, R. & WIPF, A. 2006 On the observation of vacuum birefringence. *Opt. Commun.* **267**, 318.
- HEITLER, W. 1954 *The Quantum Theory of Radiation*. Oxford University Press.
- HUBBELL, J.H., GIMM, H.A. & O'VERBO, I. 1980 Pair, triplet, and total atomic cross sections (and mass attenuation coefficients) for 1 mev–100 gev photons in elements $z = 1$ to 100. *J. Phys. Chem.* **9**, 1023.
- JIAN-XUN, L., MA, Y.Y., ZHAO, J., YU, T.P., YANG, X.H., GAN, L.F., ZHANG, G.B., YAN, J.F., ZHUO, H.B., LIU, J.J., YU, T.P., CAO, L.Q., ZHAO, Y., ZHANG, G.B., MA, L., QU, S., MA, Y.Y., SHAO, F.Q. & ZHAO, J., *et al.* 2015 High-flux low-divergence positron beam generation from ultra-intense laser irradiated a tapered hollow target. *Phys. Plasmas* **22**, 103102.

- JIAN-XUN, L., YU, T.P., CAO, L.Q., ZHAO, Y., ZHANG, G.B., MA, L., QU, S., MA, Y.Y., SHAO, F.Q. & ZHAO, J. 2019 Tens gev positron generation and acceleration in a compact plasma channel. *Plasma Phys. Control. Fusion* **61**, 065014.
- JIANG, J., WU, Y.C., LIU, X.B., WANG, R.S., NAGAI, Y., INOUE, K., SHIMIZU, Y. & TOYAMA, T. 2015 Microstructural evolution of RPV steels under proton and ion irradiation studied by positron annihilation spectroscopy. *J. Nucl. Mater.* **458**, 326–334.
- JOHNSON, D.K., AUERBACH, D., BLUMENFELD, I., BARNES, C.D., CLAYTON, C.E., DECKER, F.J., DENG, S., EMMA, P., HOGAN, M.J. & HUANG, C. 2006 Positron production by x rays emitted by betatron motion in a plasma wiggler. *Phys. Rev. Lett.* **97**, 175003.
- LIANG, E.P., WILKS, S.C. & TABAK, M. 1998 Pair production by ultraintense lasers. *Phys. Rev. Lett.* **81** (22), 4887.
- LUO, W., ZHU, Y.B., ZHUO, H.B., MA, Y.Y., SONG, Y.M., ZHU, Z.C., WANG, X.D., LI, X.H., TURCU, I.C.E. & CHEN, M. 2015 Dense electron-positron plasmas and gamma-ray bursts generation by counter-propagating quantum electrodynamics-strong laser interaction with solid targets. *Phys. Plasmas* **22**, 063112.
- MOTZ, J.W., OLSEN, H.A. & KOCH, H.W. 1969 Pair production by photons. *Rev. Mod. Phys.* **41**, 581.
- MÜLLER, C. & KEITEL, C.H. 2009 Abundant positron production. *Nat. Photonics* **3** (5), 245–246.
- MYATT, J.F., DELETTREZ, J.A., MAXIMOV, A.V., MEYERHOFER, D.D., SHORT, R.W., STOECKL, C. & STORM, M. 2009 Optimizing electron-positron pair production on kilojoule-class high-intensity lasers for the purpose of pair-plasma creation. *Phys. Rev. E* **79**, 066409.
- PIKE, O.J., MACKENROTH, F., HILL, E.G. & ROSE, S.J. 2014 A photon–photon collider in a vacuum hohlraum. *Nat. Photonics* **8** (6), 434–436.
- RIDGERS, C.P., BRADY, C.S., DUCLOUS, R., KIRK, J.G., BENNETT, K., ARBER, T.D., ROBINSON, A.P.L. & BELL, A.R. 2012 Dense electron-positron plasmas and ultraintense γ -rays from laser-irradiated solids. *Phys. Rev. Lett.* **108**, 165006.
- SHEN, B.F. & MEYER-TER-VEHN, J. 2001 High-density ($>10^{23} \text{ cm}^{-3}$) relativistic electron plasma confined between two laser pulses in a thin foil. *Phys. Plasmas* **8**.
- SHUOQUIN, W., CLAYTON, C.E., BLUE, B.E., DODD, E.S., MARSH, K.A., MORI, W.B., JOSHI, C., LEE, S., MUGGLI, P., KATSOULEAS, T. *et al.* 2002 X-ray emission from betatron motion in a plasma wiggler. *Phys. Rev. Lett.* **88**, 135004.
- STRICKLAND, A.D. & MOUROU, G. 1985 Compression of amplified chirped optical pulses. *Opt. Commun.* **56**, 219.
- WILKS, S.C., CHEN, H., LIANG, E., PATEL, P., PRICE, D., REMINGTON, B., SHEPHERD, R., TABAK, M. & KRUEER, W.L. 2005 Electron-positron plasmas created by ultra-intense laser pulses interacting with solid targets. *Astrophys. Space Sci.* **298**, 347.
- WILKS, S.C., KRUEER, W.L., TABAK, M. & LANGDON, A.B. 1992 Absorption of ultra-intense laser pulses. *Phys. Rev. Lett.* **69**, 1383.
- XCELS 2023 <http://www.xcels.iapras.ru> for Exawatt Center for Extreme Light Studies.
- YAN, Y.H., DONG, K., YUCHI, W., ZHANG, B., YAO, Z. & GU, Y. 2013 Numerical simulation study of positron production by intense laser-accelerated electrons. *Phys. Plasmas* **20**, 103106.
- YUAN, T., CHEN, M., YU, J.Y., LIU, W.Y., LUO, W., WENG, S.M. & SHENG, Z.M. 2017 Target transverse size and laser polarization effects on pair production during ultra- relativistic-intense laser interaction with solid targets. *Phys. Plasmas* **24**, 063104.
- ZI, M., MA, Y.Y., YANG, X.H., ZHANG, G.B., LIU, J.X., YUAN, Y., PENG, M., CUI, Y. & KAWATA, S. 2023 High-energy–density positron and γ -photon generation via two counter-propagating ultra-relativistic laser irradiating a solid target. *Eur. Phys. J. D* **77**, 41.