

High-speed shear-driven dynamos. Part 1. Asymptotic analysis

Kengo Deguchi[†]

School of Mathematical Sciences, Monash University, VIC 3800, Australia

(Received 13 September 2018; revised 11 February 2019; accepted 26 February 2019;
first published online 10 April 2019)

Rational large Reynolds number matched asymptotic expansions of three-dimensional nonlinear magneto-hydrodynamic (MHD) states are the concern of this contribution. The nonlinear MHD states, assumed to be predominantly driven by a unidirectional shear, can be sustained without any linear instability of the base flow and hence are responsible for subcritical transition to turbulence. Two classes of nonlinear MHD states are found. The first class of nonlinear states emerged out of a nice combination of the purely hydrodynamic vortex/wave interaction theory by Hall & Smith (*J. Fluid Mech.*, vol. 227, 1991, pp. 641–666) and the resonant absorption theories on Alfvén waves, developed in the solar physics community (e.g. Sakurai *et al. Solar Phys.*, vol. 133, 1991, pp. 227–245; Goossens *et al. Solar Phys.*, vol. 157, 1995, pp. 75–102). Similar to the hydrodynamic theory, the mechanism of the MHD states can be explained by the successive interaction of the roll, streak and wave fields, which are now defined both for the hydrodynamic and magnetic fields. The derivation of this ‘vortex/Alfvén wave interaction’ state is rather straightforward as the scalings for both of the hydrodynamic and magnetic fields are identical. It turns out that the leading-order magnetic field of the asymptotic states appears only when a small external magnetic field is present. However, it does not mean that purely shear-driven dynamos are not possible. In fact, the second class of ‘self-sustained shear-driven dynamo theory’ shows a magnetic generation that is slightly smaller in size in the absence of any external field. Despite its small size, the magnetic field causes the novel feedback mechanism in the velocity field through resonant absorption, wherein the magnetic wave becomes more strongly amplified than the hydrodynamic counterpart.

Key words: dynamo theory, high-speed flow, nonlinear instability

1. Introduction

We are concerned with the mathematical descriptions of high-speed nonlinear magneto-hydrodynamic (MHD) flows driven by simple subcritical shear flows such as the plane Couette flow. MHD turbulence states occur in electrically conductive fluid flows (e.g. plasma or liquid metal) and are made of various complicated vortex structures. The interaction between the velocity and magnetic fields in the flow has attracted much attention as it can produce dynamo states that serve as an

[†] Email address for correspondence: kengo.deguchi@monash.edu

efficient way to convert kinetic energy to magnetic energy. The dynamo states are of central importance in geophysics and in astrophysics where such energy conversion mechanisms are common. However, most of the mathematical dynamo studies are limited to the kinematic situation where the magnetic field is so small that it does not affect the hydrodynamic field.

The strong nonlinear coupling of the velocity and magnetic fields in the MHD turbulence implies that we must greatly rely on numerical analysis, from which it is difficult to infer general properties. The numerical dynamo studies aiming to compute the saturated magnetic field from the kinematic dynamos use meticulously designed complicated flow geometries in order to avoid various anti-dynamo theorems (see the review by Brandenburg & Subramanian (2005) and references therein) or, otherwise, assume some linear instability of the flow (e.g. magneto-convection). Numerical studies of dynamos in linearly stable flows are rather rare (Rincon, Ogilvie & Proctor 2007; Rincon *et al.* 2008; Riols *et al.* 2013; Nauman & Blackman 2017).

Another difficulty of fully computational study lies in the fact that the high Reynolds number of practical relevance hinders any simulation that requires very fine grid points. In order to analyse high Reynolds number MHD turbulence locally, a number of isotropic homogeneous simulations are performed with some artificial external forcing pouring energy into the hydrodynamic field (see Kida, Yanase & Mizushima 1991; Brandenburg, Sokoloff & Subramanian 2012, for example). However, it is not clear how those local MHD turbulent states are sustained in physically realisable flow configurations. Although modelling approaches are used to simplify or modify the governing equations to perform global high Reynolds number simulations, the introduction of some artificial assumptions becomes inevitable in order to close the model system (e.g. large eddy simulations, turbulent models, mean-field models).

To make some theoretical progress towards the rational high-speed dynamo theory using minimal assumptions, in this paper, we employ the large Reynolds number matched asymptotic expansion of the viscous–resistive MHD equations. The large hydrodynamic and magnetic Reynolds numbers limit is known as the singular limit of the governing equations, and so, the leading-order solution may possess singularities. The small-scale flow induced near the singular point must behave in a consistent manner with the large-scale flows, so this is exactly the place where we need the matching. That matching condition is the crux to close the asymptotically reduced system, which has no need for artificial assumptions or tuning parameters, unlike heuristic model approaches. In fact, the method on which our analysis is based is the cornerstone of progress in understanding high Reynolds number solutions of the Navier–Stokes and resistive MHD equations although, nowadays, only a few researchers are working in this field due to the technical complexity associated with the singularity. In a purely hydrodynamic study, such a singular point is known as the ‘critical layer’, which occurs whenever the speed of the background flow coincides with the phase speed of the instability wave. For the simplest linear case, the delicate interaction of the small- and large-scale flows through the matching conditions was established for the first time by Lin (1945, 1955).

In the solar physics community, the similar singular behaviour of wave-like instabilities has been studied under the resonant absorption theory. Since Alfvén (1942), a number of researchers have studied the instability waves riding on uniform background velocity and magnetic fields. However, the solar atmosphere is highly non-uniform in reality, so the uniform flow assumption used in Alfvén (1942) is actually not valid. The consideration of non-uniform background magnetic fields led

to the finding of the Alfvén resonant point, where the wave behaves in a singular manner at the limit of large hydrodynamic and magnetic Reynolds numbers. The asymptotic structure of the linear disturbances excited by a background magnetic field was derived by Sakurai, Goossens & Hollweg (1991) and Goossens, Ruderman & Hollweg (1995). The theory and its extended results to steady non-zero background shear flows (Goossens, Hollweg & Sakurai 1992; Erdélyi, Goossens & Ruderman 1995; Erdélyi 1997) successfully describe the inner structure of the thin dissipative layer surrounding the resonant point, and how it should be matched to the outer Alfvén wave solution. Despite the similarity, the nature of the singularities was found to be mathematically different from the purely hydrodynamic critical layer.

To date, the majority of the existing large Reynolds number nonlinear hydrodynamic/MHD asymptotic theories assume an absence of any $O(1)$ feedback effect from the instability wave to the background flow. This assumption is typical when the background flow varies only in one direction and, hence, the wave-like perturbation is two-dimensional; see Smith & Bodonyi (1982), Clack & Ballai (2009), Goossens, Erdélyi & Ruderman (2011), Deguchi & Walton (2018). For those asymptotic studies the interaction occurs merely one way from the background flow to the induced wave, although, in turbulent flows of course, the background flow profile can be largely distorted to cause feedback effects on the wave instability. For two-dimensional flows, the feedback effect is difficult to implement theoretically, as a too strong wave amplitude destroys the basic assumption that the critical or resonant layers are sufficiently thin.

It has been pointed out by Hall, Smith and their colleagues between the late 80s and early 90s that the three-dimensionality of the flow allows us to incorporate the feedback effect into the theory without destroying the critical layer structure. Their theory, called the vortex/wave interaction theory (Hall & Smith 1990; Bennett, Hall & Smith 1991), was originally found for boundary layer flows by considering the mutual interaction between the streamwise vortices developing slowly and the much more rapid three-dimensional viscous (Tollmien–Schlichting) waves; see Smith (1979), Hall (1983) and Hall & Smith (1988) also. Subsequently, those authors noticed that a similar interaction is possible for inviscid (Rayleigh) waves as well (Hall & Smith 1991). What is remarkable in the latter type of the theory is that it rationally describes the mechanism by which a small wave significantly modifies the background flow to leading order. This means that the large Reynolds number approximation has the potential to interpret the mysterious mechanism of nonlinear subcritical instability that can destabilise the linearly stable shear flows, for example the plane Couette flow. It was Waleffe (1997) who firstly recognised that possibility, although what he independently proposed was rather a heuristic model approach that he termed a ‘self-sustaining process’. His theory has rapidly spread among fluid dynamicists as it concisely explains the sustaining mechanism of the nonlinear states through the successive interaction of the roll, streak and wave. Here, the streak and the roll constitute the streamwise and the cross-stream components of the vortex component in the vortex/wave interaction; see figure 1, where the roll, streak and wave components as computed in Deguchi & Hall (2014) are shown. Despite the great success of the self-sustaining process, an important ingredient had been overlooked until Wang, Gibson & Waleffe (2007) – the critical layer structure. Subsequently, Hall & Sherwin (2010) showed that the self-sustaining process is actually equivalent to mathematically rational frameworks of vortex/wave interaction if the former theory is supplemented by the critical layer analysis. Two independently developed research streams over the last two decades, both of which are greatly inspired by earlier works of Benney (1984) and Benney & Chow (1989), have now been integrated.

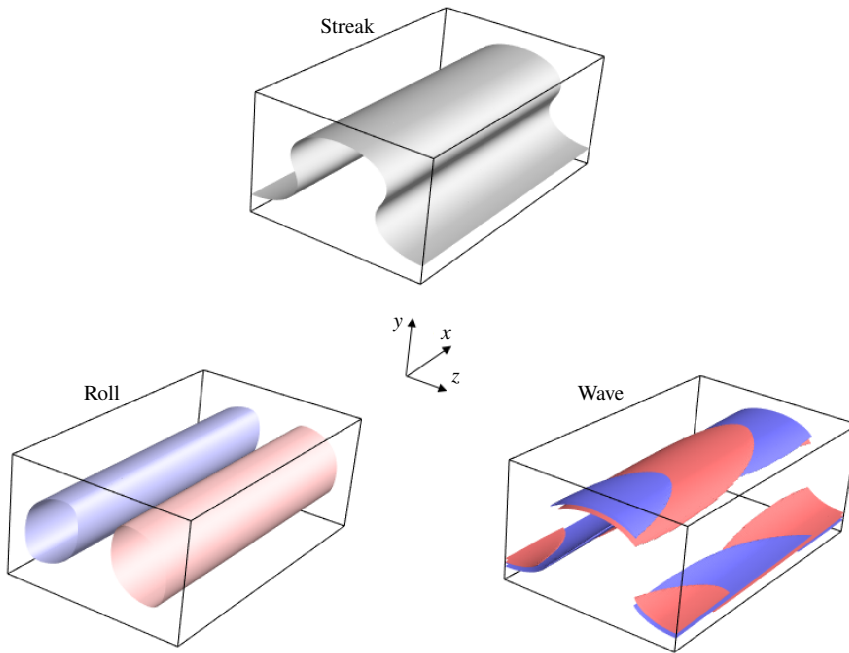


FIGURE 1. (Colour online) The nonlinear steady solution of plane Couette flow at a Reynolds number of 16 000 (streamwise wavenumber 1.2, spanwise wavenumber 2, upper branch; see Deguchi & Hall (2014) for definition). Here x is taken to be the direction of the base flow; see § 2. The wave field is visualised by 30% maximum absolute streamwise vorticity (red is positive, blue is negative). The roll-streak field corresponds to the streamwise average of the total flow field. The streak field is the zero locus of the streamwise velocity, whilst the roll field is represented by the isosurfaces of the streamfunction for the cross-stream components of the averaged velocity (red is positive, blue is negative).

The primary aim of this paper is to develop a nonlinear three-dimensional asymptotic MHD theory by replacing the Rayleigh wave in the Hall–Smith theory by the Alfvén wave. The formulation of this ‘vortex/Alfvén wave interaction theory’ would be rather straightforward, as the particular form of the viscous–resistive MHD equations suggests that we should be able to apply the roll-streak-wave decomposition to the magnetic fields as well as the velocity fields. Indeed, Rincon *et al.* (2007, 2008), Riols *et al.* (2013) have pointed out some similarities of the nonlinear dynamo theory and the self-sustaining process. (However, it should be noted that those works treat dynamos driven by the magneto-rotational instability, while the effect of the system rotation is not considered here. We shall comment on the implication of our work for the rotational case in § 5.)

After formulating our problem in the next section, we begin the asymptotic analysis in § 3, assuming the largeness of the Reynolds number. We shall see that the Alfvén wave produced in inhomogeneous mean fields, namely hydrodynamic and magnetic streaks, can be analysed using the resonant absorption theory. Interestingly, the size of the wave in general differs from the purely hydrodynamic case as the interaction between the wave and the vortex now occurs through the Alfvén resonant layer rather than the critical layer. In the same section, the sustained mechanism of the vortex/Alfvén wave interaction states will be examined to show that unless a small

magnetic field is applied, the vortex/Alfvén wave interaction state is not possible. However, this does not mean that the dynamo states cannot be realised in the zero external magnetic field limit. In fact, the numerical study of shear-driven dynamos in the companion paper (Deguchi 2019) showed the production of the magnetic field at that limit. Motivated by that numerical result, § 4 is concerned with the mathematical description of such self-sustained shear-driven dynamos, and shows that the induced magnetic field is indeed slightly smaller than the vortex/Alfvén wave interaction states. Finally, in § 5, we draw some conclusions.

2. Formulation of the problem

Throughout the paper, we use the Cartesian coordinates (x_*, y_*, z_*) . Consider incompressible viscous-resistive MHD equations for the velocity field \mathbf{v}_* , the magnetic field \mathbf{b}_* , the current density \mathbf{j}_* and the pressure p_* :

$$(\partial_{t_*} + \mathbf{v}_* \cdot \nabla_*) \mathbf{v}_* = \frac{1}{\rho} (-\nabla_* p_* + \mathbf{j}_* \times \mathbf{b}_*) + \nu \nabla_*^2 \mathbf{v}_*, \tag{2.1a}$$

$$\partial_{t_*} \mathbf{b}_* = \nabla_* \times (\mathbf{v}_* \times \mathbf{b}_* - \eta \mathbf{j}_*), \tag{2.1b}$$

$$\nabla_* \cdot \mathbf{v}_* = 0, \tag{2.1c}$$

$$\mathbf{j}_* = \frac{1}{\mu_0} (\nabla_* \times \mathbf{b}_*), \tag{2.1d}$$

where $\nabla_* = (\partial_{x_*}, \partial_{y_*}, \partial_{z_*})$, ρ is the fluid density, ν is the fluid kinematic viscosity, η is the fluid electrical resistivity and μ_0 is the fluid magnetic permeability.

We assume that the flow is predominantly driven by some unidirectional hydrodynamic base flow, and take U_0, L_0 to be the typical velocity magnitude and the spatial scale of it. Using the length scale L_0 and the velocity scale U_0 , we define the non-dimensional variables as

$$\mathbf{v}_* = U_0 \mathbf{v}, \quad \mathbf{b}_* = \sqrt{\mu_0 \rho} U_0 \mathbf{b}, \quad p_* = \rho U_0^2 p, \tag{2.2a-c}$$

$$(x_*, y_*, z_*) = L_0(x, y, z), \quad t_* = (L_0/U_0)t, \tag{2.2d,e}$$

to get the non-dimensional version of the governing equations

$$\frac{D\mathbf{v}}{Dt} - (\mathbf{b} \cdot \nabla) \mathbf{b} = -\nabla q + \frac{1}{R} \nabla^2 \mathbf{v}, \tag{2.3a}$$

$$\frac{D\mathbf{b}}{Dt} - (\mathbf{b} \cdot \nabla) \mathbf{v} = \frac{1}{R_m} \nabla^2 \mathbf{b}, \tag{2.3b}$$

$$\nabla \cdot \mathbf{v} = 0, \tag{2.3c}$$

where $\nabla = (\partial_x, \partial_y, \partial_z)$, $D/Dt = (\partial_t + \mathbf{v} \cdot \nabla)$ and

$$q = p + \frac{|\mathbf{b}|^2}{2} \tag{2.3d}$$

is the total pressure. From the induction equation (2.3b), we can show that if the solenoidal condition $\nabla \cdot \mathbf{b} = 0$ holds at a certain instant, then it should be satisfied for all t .

The flow is governed by the hydrodynamic Reynolds number R and the magnetic Reynolds number R_m

$$R = \frac{U_0 L_0 \rho_0}{\mu}, \quad R_m = \frac{U_0 L_0 \mu_0}{\eta}. \tag{2.4a,b}$$

The ratio of these parameters is known as the magnetic Prandtl number

$$P_m = R_m/R. \tag{2.5}$$

The theory to be developed can be applied to quite a wide range of shear flows but here, for the sake of simplicity and definiteness, we consider the plane Couette flow. Following the convention of the shear flow study, we take x, y, z directions to be streamwise, wall-normal and spanwise directions, respectively, assuming the periodicity of the flow in x, z and the presence of no-slip and perfectly insulating walls at $y = \pm 1$. The system has a laminar base flow solution $\mathbf{v} = U_b(y)\mathbf{e}_x$ with $U_b = y$, while our main interest is in other nonlinear solutions.

If the no-slip conditions are replaced by certain generalised periodic conditions, the system becomes a ‘shearing box’ frequently used in the local analyses of hydrodynamical and astrophysical flows (Brandenburg *et al.* 1995; Hawley, Gammie & Balbus 1995; Pumir 1996; Rincon *et al.* 2008; Riols *et al.* 2013; Sekimoto, Dong & Jiménez 2016). The system admits time periodic solutions that tend to travelling waves as the Reynolds number gets large. Hall (2018) recently extended the vortex wave interaction theory to represent a family of vertically periodic vortex arrays in turbulent flows, and it is likely that the theory can be used to describe the limiting shearing box solution. In order to extend the theory, modification is only necessary for the boundary conditions of the asymptotic system. The similar extension in the MHD version is fairly easy, as we shall see later. Note that our notation is different from the common notation used in the astrophysics community, where the azimuthal (streamwise), radial (vertical) and axial (spanwise) directions of the computational box are denoted by y, x, z , respectively (e.g. Riols *et al.* 2013).

3. The vortex/Alfvén wave interaction theory

Now let us construct the large R asymptotic theory for the nonlinear three-dimensional MHD states. We assume that the nonlinear state is a travelling wave propagating in x with a phase speed s . Here and hereafter, we apply the Galilean transform to convert the travelling wave to the steady state. Redefining the coordinate x , the governing equations (2.3) can be written in component form

$$[(\mathbf{v} - s\mathbf{e}_x) \cdot \nabla] \begin{bmatrix} u \\ v \\ w \end{bmatrix} - [\mathbf{b} \cdot \nabla] \begin{bmatrix} a \\ b \\ c \end{bmatrix} = - \begin{bmatrix} q_x \\ q_y \\ q_z \end{bmatrix} + R^{-1} \nabla^2 \begin{bmatrix} u \\ v \\ w \end{bmatrix} \tag{3.1a}$$

$$[(\mathbf{v} - s\mathbf{e}_x) \cdot \nabla] \begin{bmatrix} a \\ b \\ c \end{bmatrix} - [\mathbf{b} \cdot \nabla] \begin{bmatrix} u \\ v \\ w \end{bmatrix} = R_m^{-1} \nabla^2 \begin{bmatrix} a \\ b \\ c \end{bmatrix} \tag{3.1b}$$

$$u_x + v_y + w_z = 0, \quad a_x + b_y + c_z = 0, \tag{3.1c,d}$$

where $\mathbf{v} = [u, v, w]$, $\mathbf{b} = [a, b, c]$. In the following large R asymptotic analysis, we assume that $P_m \sim O(1)$ or larger. The analyses for small P_m cases are given in appendix B (valid when P_m is $O(R^{-1})$ or smaller, but needs a very large external magnetic field to maintain the three-dimensional magnetic field).

The use of the analogy with the Hall–Smith theory yields the asymptotic expansion

$$\begin{bmatrix} u \\ v \\ w \\ a \\ b \\ c \\ q \end{bmatrix} = \begin{bmatrix} U_b + P_m^{-1}\bar{u} \\ R_m^{-1}\bar{v} \\ R_m^{-1}\bar{w} \\ \bar{a} \\ R_m^{-1}\bar{b} \\ R_m^{-1}\bar{c} \\ R^{-1}R_m^{-1}\bar{q} \end{bmatrix} + \epsilon R^{-1/2}R_m^{-1/2} \left\{ e^{i\alpha x} \begin{bmatrix} \tilde{u} \\ \tilde{v} \\ \tilde{w} \\ \tilde{a} \\ \tilde{b} \\ \tilde{c} \\ \tilde{q} \end{bmatrix} + \text{c.c.} \right\}. \tag{3.2}$$

Here, the coefficients $\bar{v}, \bar{b}, \bar{q}$ are real functions of y, z , and we call them the vortex components. The coefficients $\tilde{v}, \tilde{b}, \tilde{q}$ depend on y, z as well but they are complex and are called the wave components. The c.c. stands for complex conjugate. Note that in (3.2), we only display the terms relevant to deriving the leading-order equations. The full asymptotic expansion must, of course, contain the higher-order vortex or wave terms with higher streamwise harmonics, but after we derive the leading-order system, we can check that the presence of those higher-order terms does not modify the leading-order system. The parameter ϵ is the wave amplitude to be fixed in terms of R later and is, meanwhile, assumed to be of $O(1)$ or smaller.

Substituting (3.2) into (3.1) and then neglecting some small terms, we have the vortex equations

$$\begin{aligned} [P_m^{-1}(\bar{v}\partial_y + \bar{w}\partial_z) - \Delta_2] \begin{bmatrix} \bar{u} \\ \bar{v} \\ \bar{w} \end{bmatrix} + \begin{bmatrix} 0 \\ \bar{q}_y \\ \bar{q}_z \end{bmatrix} &= \begin{bmatrix} -U'_b\bar{v} + (\bar{b}\partial_y + \bar{c}\partial_z)\bar{a} \\ P_m^{-1}(\bar{b}\partial_y + \bar{c}\partial_z)\bar{b} \\ P_m^{-1}(\bar{b}\partial_y + \bar{c}\partial_z)\bar{c} \end{bmatrix} \\ -\epsilon^2 \begin{bmatrix} 0 \\ \{(|\tilde{v}|^2 - |\tilde{b}|^2)_y + (\tilde{v}\tilde{w}^* - \tilde{b}\tilde{c}^*)_z\} + \text{c.c.} \\ \{(|\tilde{w}|^2 - |\tilde{c}|^2)_z + (\tilde{v}\tilde{w}^* - \tilde{b}\tilde{c}^*)_y\} + \text{c.c.} \end{bmatrix}, \end{aligned} \tag{3.3a}$$

$$[(\bar{v}\partial_y + \bar{w}\partial_z) - \Delta_2] \begin{bmatrix} \bar{a} \\ \bar{b} \\ \bar{c} \end{bmatrix} - [\bar{b}\partial_y + \bar{c}\partial_z] \begin{bmatrix} 0 \\ \bar{v} \\ \bar{w} \end{bmatrix} = \begin{bmatrix} U'_b\bar{b} + P_m^{-1}(\bar{b}\partial_y + \bar{c}\partial_z)\bar{u} \\ \epsilon^2 P_m(\tilde{c}\tilde{v}^* - \tilde{b}\tilde{w}^*)_z + \text{c.c.} \\ -\epsilon^2 P_m(\tilde{c}\tilde{v}^* - \tilde{b}\tilde{w}^*)_y + \text{c.c.} \end{bmatrix}, \tag{3.3b}$$

$$\bar{v}_y + \bar{w}_z = 0, \quad \bar{b}_y + \bar{c}_z = 0, \tag{3.3c,d}$$

from the x -averaged part, and the wave equations

$$\begin{aligned} &\left\{ U_i\alpha \begin{bmatrix} \tilde{u} \\ \tilde{v} \\ \tilde{w} \end{bmatrix} + \begin{bmatrix} \tilde{v}U_y + \tilde{w}U_z \\ 0 \\ 0 \end{bmatrix} \right\} \\ &- \left\{ \bar{a}i\alpha \begin{bmatrix} \tilde{a} \\ \tilde{b} \\ \tilde{c} \end{bmatrix} + \begin{bmatrix} \tilde{b}\bar{a}_y + \tilde{c}\bar{a}_z \\ 0 \\ 0 \end{bmatrix} \right\} + \begin{bmatrix} i\alpha\tilde{q} \\ \tilde{q}_y \\ \tilde{q}_z \end{bmatrix} = R^{-1}\Delta \begin{bmatrix} \tilde{u} \\ \tilde{v} \\ \tilde{w} \end{bmatrix}, \end{aligned} \tag{3.3e}$$

$$\begin{aligned} &\left\{ U_i\alpha \begin{bmatrix} \tilde{a} \\ \tilde{b} \\ \tilde{c} \end{bmatrix} + \begin{bmatrix} \tilde{v}\bar{a}_y + \tilde{w}\bar{a}_z \\ 0 \\ 0 \end{bmatrix} \right\} \\ &- \left\{ \bar{a}i\alpha \begin{bmatrix} \tilde{u} \\ \tilde{v} \\ \tilde{w} \end{bmatrix} + \begin{bmatrix} \tilde{b}U_y + \tilde{c}U_z \\ 0 \\ 0 \end{bmatrix} \right\} = R_m^{-1}\Delta \begin{bmatrix} \tilde{a} \\ \tilde{b} \\ \tilde{c} \end{bmatrix}, \end{aligned} \tag{3.3f}$$

$$i\alpha\tilde{u} + \tilde{v}_y + \tilde{w}_z = 0, \quad i\alpha\tilde{a} + \tilde{b}_y + \tilde{c}_z = 0, \tag{3.3g,h}$$

from the fluctuating part in x . Here $\Delta_2 = \partial_y^2 + \partial_z^2$, $\Delta = \Delta_2 - \alpha^2$ and

$$U = U_b + P_m^{-1}\bar{u} - s \tag{3.4}$$

is the Doppler-shifted hydrodynamic streak. In the above equations, we have retained the diffusion terms in (3.3e), (3.3f) because those terms become important within the thin ‘dissipative layers’ surrounding the singularity, which we shall explain shortly. Outside the layers, we can formally neglect these diffusion terms.

In order to elucidate the motivation of the scaling (3.2), it is convenient to adopt the terminology introduced by Waleffe (1997) for both of the hydrodynamic and magnetic components; we call the x - and (y, z) -components of the vortex part the streak and roll, respectively. Note that the roll–streak (or vortex) and the wave parts correspond to the mean field and fluctuations in dynamo theory, respectively. The $O(R_m^{-1})$ roll scale is chosen so that viscous–convective balance in the roll–streak equations is achieved. On the other hand, the wave part is predominantly convected by the streak component (including the base flow), and, therefore, this part can be approximated by ideal flows almost everywhere. The wave equations can be regarded as the linear stability problem of the streak, and thus, only the monochromatic wave neutral to the streak can be excited to leading order (this is the reason why there is only one Fourier mode in (3.2)). From the form of the roll equations, we can find the mechanism by which the wave field causes the feedback to the roll field. In the momentum equations, the feedback terms are produced by the advection terms and the Lorentz force terms, hereafter called the wave Reynolds stress and the Maxwell stress, respectively (see (3.3a)). The similar feedback terms in the induction equations are called the wave electromotive force terms (see (3.3b)).

If the diffusion terms are neglected, the wave equations (3.3e)–(3.3g,h) are combined to yield the single pressure equation

$$\left(\frac{\tilde{q}_y}{\Lambda}\right)_y + \left(\frac{\tilde{q}_z}{\Lambda}\right)_z - \alpha^2 \frac{\tilde{q}}{\Lambda} = 0, \quad \Lambda = U^2 - \bar{a}^2. \tag{3.5}$$

The pressure equation is the natural generalisation of the one derived in the previous resonant absorption studies (Sakurai *et al.* 1991; Goossens *et al.* 1995) for one-dimensional background flows. These works are concerned with compressible flows; so, the incompressible limit must be compared with the above equation – see the review by Goossens *et al.* (2011) also. Given the hydrodynamic and magnetic streaks, equation (3.5) constitutes the linear eigenvalue problem for the eigenvalue s . The pressure eigensolution may become singular when Λ vanishes, namely when the Doppler-shifted hydrodynamic and magnetic streak energies are equipartitioned (i.e. $U^2 = \bar{a}^2$). Hereinafter, we denote the singular positions as $y = f_{\pm}(z)$ and assume that $U \pm \bar{a} = 0$ is satisfied there. Those two types of singularities correspond to the Alfvén resonant points discussed in the resonant absorption theory.

Once \tilde{q} is solved, we can express the other wave components as

$$\tilde{v} = -\frac{\tilde{q}_y U}{i\alpha\Lambda}, \quad \tilde{w} = -\frac{\tilde{q}_z U}{i\alpha\Lambda}, \quad \tilde{b} = -\frac{\tilde{q}_y \bar{a}}{i\alpha\Lambda}, \quad \tilde{c} = -\frac{\tilde{q}_z \bar{a}}{i\alpha\Lambda}, \tag{3.6a-d}$$

$$\tilde{u} = -\frac{1}{\Lambda} \left(\frac{\tilde{q}_y U_y + \tilde{q}_z U_z}{\alpha^2} + U\tilde{q} \right), \quad \tilde{a} = -\frac{1}{\Lambda} \left(\frac{\tilde{q}_y \bar{a}_y + \tilde{q}_z \bar{a}_z}{\alpha^2} + \bar{a}\tilde{q} \right). \tag{3.6e,f}$$

Here, we remark that the behaviour of the cross-stream components of the magnetic wave is simply related to the hydrodynamic counterpart as

$$(\tilde{b}, \tilde{c}) = \frac{\bar{a}}{U}(\tilde{v}, \tilde{w}). \tag{3.7}$$

This is due to the absence of diffusion in the wave induction equations and the analogue to Alfvén’s frozen-in theorem. Hereafter, we say that the magnetic wave is ‘frozen’ to the hydrodynamic wave when (3.7) holds.

On making use of the inviscid wave solutions (3.6) to (3.3), we have the outer roll-streak equations

$$[P_m^{-1}(\bar{v}\partial_y + \bar{w}\partial_z) - \Delta_2] \begin{bmatrix} \bar{u} \\ \bar{v} \\ \bar{w} \end{bmatrix} + \begin{bmatrix} 0 \\ \bar{q}_y \\ \bar{q}_z \end{bmatrix} = \begin{bmatrix} -U'_b\bar{v} + (\bar{b}\partial_y + \bar{c}\partial_z)\bar{a} \\ P_m^{-1}(\bar{b}\partial_y + \bar{c}\partial_z)\bar{b} \\ P_m^{-1}(\bar{b}\partial_y + \bar{c}\partial_z)\bar{c} \end{bmatrix} - \frac{\epsilon^2}{\alpha^2} \begin{bmatrix} 0 \\ \{(\Lambda^{-1}|\tilde{q}_y|^2)_y + (\Lambda^{-1}\tilde{q}_y\tilde{q}_z^*)_z\} + \text{c.c.} \\ \{(\Lambda^{-1}|\tilde{q}_z|^2)_z + (\Lambda^{-1}\tilde{q}_y\tilde{q}_z^*)_y\} + \text{c.c.} \end{bmatrix}, \tag{3.8a}$$

$$[(\bar{v}\partial_y + \bar{w}\partial_z) - \Delta_2] \begin{bmatrix} \bar{a} \\ \bar{b} \\ \bar{c} \end{bmatrix} - [\bar{b}\partial_y + \bar{c}\partial_z] \begin{bmatrix} 0 \\ \bar{v} \\ \bar{w} \end{bmatrix} = \begin{bmatrix} U'_b\bar{b} + P_m^{-1}(\bar{b}\partial_y + \bar{c}\partial_z)\bar{u} \\ 0 \\ 0 \end{bmatrix}, \tag{3.8b}$$

$$\bar{v}_y + \bar{w}_z = 0, \quad \bar{b}_y + \bar{c}_z = 0. \tag{3.8c,d}$$

There is actually no wave electromotive force terms in the above outer induction equations. The reason is that, as remarked earlier, the cross-streamwise components of hydrodynamic and magnetic inviscid wave solutions must behave in a similar way except for the factor proportional to U or \bar{a} ; see (3.6a). The frozen wave ensures the cancellation of the two nonlinear terms in the roll parts of the induction equations. In other words, if there is a feedback effect from the wave to the magnetic roll, the wave must be resistive.

Thus in the next sections we analyse the dissipative layer surrounding the singular curve of the wave problem to find possible discontinuities in the roll field. That ‘jump’ represents the feedback mechanism from the wave to the roll-streak flow, and together with this condition, the wave equation (3.5) and the vortex equations (3.8) form a closure. For plane Couette flow, the wave equation (3.5) can be solved together with the boundary conditions $\tilde{q}_y = 0$ at $y = \pm 1$, which ensures that the walls are impermeable. (Near wall boundary layers must be inserted to satisfy the other boundary conditions but the dynamics in the layer is passive so the analysis of it is not necessary.) The roll-streak part is fully viscous so the no-slip conditions on the wall must be applied.

As mentioned earlier, the present framework can also be used to describe the large Reynolds number limit of some shearing box solutions by modifying the boundary conditions. The conditions for the roll-streak flow can be found straightforwardly because, excluding the base part, they should be periodic in y . At first glance the condition for the wave part is not simple because there are many waves of different speeds in the problem. However Hall (2018) showed that the stability problem of each wave can be decoupled at the asymptotic limit, and the amplitude of it should decay rapidly away from the critical point; hence $|\tilde{q}| \rightarrow 0$ as $|y| \rightarrow \infty$ is the appropriate boundary conditions for the wave component.

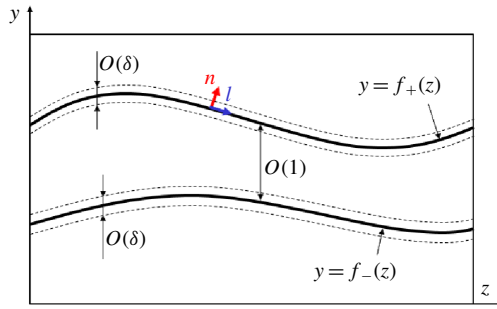


FIGURE 2. (Colour online) Schematic of type 1 interaction studied in § 3.2. The body-fitted coordinate (n, l) is shown for the upper resonant curve $y = f_+(z)$. The dissipative layer thickness δ is defined in (3.24). Type 2 interaction occurs when the distance between the two resonant curves becomes $O(\delta)$; see § 3.3.

3.1. Body-fitted coordinate

One of the major aims of the resonant absorption theory is to find the connection formulae, that tell us how to connect the outer solutions across the resonant point. Here, similar formulae must be found from the inner analysis to find the jump that completes the nonlinear system at large R with the outer problem. However, the singularity now occurs on a curve in the y - z plane rather than a point so it is convenient to use ‘body-fitted’ coordinates attached to the resonant curve (Slattery 1999). Let us consider a curve $y = f(z)$ and write the length measured along straight lines that are normal to this curve as n , and the arc length measured along the curve as l ; see figure 2. Any location in the y - z plane can be specified by the position vector

$$\mathbf{r} = \mathbf{r}_0 + n\mathbf{e}_n, \tag{3.9}$$

where $\mathbf{r}_0 = f\mathbf{e}_y + z\mathbf{e}_z$ is a point on the curve $y = f(z)$, specified by the arc length l . (Here $\mathbf{e}_n, \mathbf{e}_y, \mathbf{e}_z$ and $\mathbf{e}_x, \mathbf{e}_l$ to be used later are all unit vectors.) We further note that by definition of the n - l coordinates,

$$\mathbf{e}_n = \frac{dz}{dl}(\mathbf{e}_y - f'\mathbf{e}_z), \quad \frac{dz}{dl} = \frac{1}{\sqrt{1+f'^2}}. \tag{3.10a,b}$$

Hence a straightforward calculation yields the Lamé coefficients $|(\partial\mathbf{r}/\partial n)| = 1$ and $|(\partial\mathbf{r}/\partial l)| = g$, where

$$g(n, l) = 1 + \chi n, \quad \chi(l) = -\frac{f''}{(1+f'^2)^{3/2}}. \tag{3.11a,b}$$

Note that χ is the curvature of the critical curve $y = f(z)$. Given these Lamé coefficients, we can use the standard orthogonal curvilinear coordinate theory to derive the body-fitted coordinate expression of the equations. Writing the velocity and magnetic field vectors as

$$\mathbf{v} = u(x, n, l)\mathbf{e}_x + \mathcal{V}(x, n, l)\mathbf{e}_n + \mathcal{W}(x, n, l)\mathbf{e}_l, \tag{3.12}$$

$$\mathbf{b} = a(x, n, l)\mathbf{e}_x + \mathcal{B}(x, n, l)\mathbf{e}_n + \mathcal{C}(x, n, l)\mathbf{e}_l, \tag{3.13}$$

we can transform the governing equations (3.1) into

$$\begin{aligned} & \left[(u-s)\partial_x + \mathcal{V}\partial_n + \frac{\mathcal{W}}{g}\partial_l \right] \begin{bmatrix} u \\ \mathcal{V} \\ \mathcal{W} \end{bmatrix} - \left[a\partial_x + \mathcal{B}\partial_n + \frac{\mathcal{C}}{g}\partial_l \right] \begin{bmatrix} a \\ \mathcal{B} \\ \mathcal{C} \end{bmatrix} + \frac{g_n}{g} \begin{bmatrix} 0 \\ (\mathcal{C}^2 - \mathcal{W}^2) \\ (\mathcal{V}\mathcal{W} - \mathcal{B}\mathcal{C}) \end{bmatrix} \\ &= - \begin{bmatrix} q_x \\ q_n \\ g^{-1}q_l \end{bmatrix} + R^{-1} \begin{bmatrix} L_1 u \\ L_2 \mathcal{V} - L_3 \mathcal{W} \\ L_2 \mathcal{W} + L_3 \mathcal{V} \end{bmatrix}, \end{aligned} \tag{3.14a}$$

$$\begin{aligned} & \left[(u-s)\partial_x + \mathcal{V}\partial_n + \frac{\mathcal{W}}{g}\partial_l \right] \begin{bmatrix} a \\ \mathcal{B} \\ \mathcal{C} \end{bmatrix} - \left[a\partial_x + \mathcal{B}\partial_n + \frac{\mathcal{C}}{g}\partial_l \right] \begin{bmatrix} u \\ \mathcal{V} \\ \mathcal{W} \end{bmatrix} + \frac{g_n}{g} \begin{bmatrix} 0 \\ 0 \\ (\mathcal{B}\mathcal{W} - \mathcal{V}\mathcal{C}) \end{bmatrix} \\ &= R_m^{-1} \begin{bmatrix} L_1 a \\ L_2 \mathcal{B} - L_3 \mathcal{C} \\ L_2 \mathcal{C} + L_3 \mathcal{B} \end{bmatrix}, \end{aligned} \tag{3.14b}$$

$$u_x + g^{-1}(g\mathcal{V})_n + g^{-1}\mathcal{W}_l = 0, \quad a_x + g^{-1}(g\mathcal{B})_n + g^{-1}\mathcal{C}_l = 0, \tag{3.14c,d}$$

where

$$L_1(\) = (\)_{xx} + g^{-1}(g(\))_n + g^{-1}(g^{-1}(\))_l, \tag{3.14e}$$

$$L_2(\) = (\)_{xx} + (g^{-1}(g(\)))_n + g^{-1}(g^{-1}(\))_l, \tag{3.14f}$$

$$L_3(\) = g^{-1}(g^{-1}(g(\)))_l - (g^{-1}(\))_n. \tag{3.14g}$$

Then for $\mathcal{V}, \mathcal{W}, \mathcal{B}, \mathcal{C}$ we can also apply the vortex–wave decomposition

$$\begin{bmatrix} \mathcal{V} \\ \mathcal{W} \\ \mathcal{B} \\ \mathcal{C} \end{bmatrix} = \begin{bmatrix} R_m^{-1}\bar{\mathcal{V}} \\ R_m^{-1}\bar{\mathcal{W}} \\ R_m^{-1}\bar{\mathcal{B}} \\ R_m^{-1}\bar{\mathcal{C}} \end{bmatrix} + \epsilon R^{-1/2} R_m^{-1/2} \left\{ e^{i\alpha x} \begin{bmatrix} \tilde{\mathcal{V}} \\ \tilde{\mathcal{W}} \\ \tilde{\mathcal{B}} \\ \tilde{\mathcal{C}} \end{bmatrix} + \text{c.c.} \right\} \tag{3.15}$$

to find the body-fitted coordinate version of the vortex and wave equations. The local behaviour of the outer solution near the resonant curve gives the matching conditions needed to solve the solutions within the dissipative layer. Near the resonant curve, the wave behaves in a singular way, so its amplitude must be increased. It is this amplified inner wave that creates derivative jumps in the outer roll components. The aim of the next two subsections is to derive the analytic form of the jump, by the generalisation of the connection formulae obtained in the previous resonant point analysis. The wave Reynolds–Maxwell stress and the roll stress within the dissipative layer must be in balance, and this condition gives the appropriate size of the wave amplitude ϵ in terms of our intrinsic small parameter $1/R$. We shall show that the magnitude of ϵ changes depending on the distance between the two resonant layers.

3.2. Type 1: the connection formulae for the case $(f_+ - f_-) \sim O(1)$

In this section, we assume the distance between the two resonant curves is $O(1)$; this case is called type 1 interaction and the schematic of it is shown in figure 2. Using the body-fitted coordinate near the resonant curve $y = f_{\pm}(z)$, we can Taylor expand the streak as

$$U = \lambda_0(l) + \lambda_u(l)n + \dots, \quad \bar{a} = \mp \lambda_0(l) + \lambda_a(l)n + \dots \tag{3.16a,b}$$

This means that we can write

$$\Lambda = \lambda(l)n + \dots, \quad \lambda = 2\lambda_0(\lambda_u \pm \lambda_a), \tag{3.17a,b}$$

where we assume $\lambda(l) \neq 0$ for all l . Of course $n=0$ is the resonant curve, and here, Λ vanishes as required. The singularity there must be resolved within the thin dissipative layers surrounding $y=f_{\pm}(z)$, where we retain some diffusion effects. The flows inside and outside of the dissipative layer, analysed separately, are then connected through the matching conditions.

Now let us analyse the singular behaviour of the outer wave solution at the edge of the dissipative layer. In the body-fitted coordinates, the inviscid wave equation (3.5) becomes

$$\frac{\partial^2 \tilde{q}}{\partial n^2} + \frac{\chi}{g} \frac{\partial \tilde{q}}{\partial n} + \frac{1}{g^2} \frac{\partial^2 \tilde{q}}{\partial l^2} - \frac{\chi' n}{g^3} \frac{\partial \tilde{q}}{\partial l} - \alpha^2 \tilde{q} - \frac{1}{\Lambda} \left(\frac{\partial \Lambda}{\partial n} \frac{\partial \tilde{q}}{\partial n} + \frac{1}{g^2} \frac{\partial \Lambda}{\partial l} \frac{\partial \tilde{q}}{\partial l} \right) = 0. \tag{3.18}$$

Since $\Lambda \sim O(n)$ when n is small, the above equation suggests the Frobenius expansion

$$\tilde{q} = \tilde{q}_0(l) + \tilde{q}_{2L}(l)n^2(\ln |n| + i\Theta) + \tilde{q}_2(l)n^2 + \dots, \tag{3.19}$$

where

$$\Theta = \begin{cases} 0 & \text{if } n > 0, \\ \theta & \text{if } n < 0. \end{cases} \tag{3.20}$$

The quantity θ appearing in (3.20) is the jump associated with the logarithmic singularity and physically represents the phase shift of the wave across the resonant curve. The jump is induced by the diffusion, so the value of θ should be estimated by the solution within the dissipative layer (it will be found later that the wave in the layer is linear and the modulus of θ is the well-known value of π). We can fix the coefficients \tilde{q}_0, \tilde{q}_2 from the boundary conditions, and all the other coefficients in the expansion can be fixed in terms of those two coefficients. In particular, on substituting (3.19) into (3.18), we can find

$$\tilde{q}_{2L} = \frac{1}{2} \left(\alpha^2 \tilde{q}_0 + \frac{\chi'}{\lambda} \tilde{q}'_0 - \tilde{q}''_0 \right). \tag{3.21}$$

From the body-fitted coordinate expressions of (3.6) and (3.19), we can find the small n asymptotic behaviours of the other wave components

$$\tilde{u}, \tilde{a} \sim O(n^{-1}), \quad \tilde{V}, \tilde{B} \sim O(\ln |n|), \quad \tilde{W}, \tilde{C} \sim O(n^{-1}). \tag{3.22a-c}$$

More precisely, the cross-stream components expand as

$$\tilde{V} = -\frac{\lambda_0 2\tilde{q}_{2L} \ln |n| + 2(\tilde{q}_2 + i\Theta \tilde{q}_{2L})}{i\alpha \lambda} + \dots, \tag{3.23a}$$

$$\tilde{B} = \pm \frac{\lambda_0 2\tilde{q}_{2L} \ln |n| + 2(\tilde{q}_2 + i\Theta \tilde{q}_{2L})}{i\alpha \lambda} + \dots, \tag{3.23b}$$

$$\tilde{W} = -\frac{\lambda_0 \tilde{q}'_0}{i\alpha \lambda n} + \dots, \quad \tilde{C} = \pm \frac{\lambda_0 \tilde{q}'_0}{i\alpha \lambda n} + \dots. \tag{3.23c,d}$$

Using the stretched normal coordinate $N = n/\delta$ with the dissipative layer thickness

$$\delta = R^{-1/3}, \tag{3.24}$$

the inner expansions consistent with (3.19), (3.22) can be found as

$$\tilde{q} = \tilde{Q}_0(N, l) + (\delta^2 \ln \delta) \tilde{Q}_{2L}(N, l) + \delta^2 \tilde{Q}_2(N, l) + \dots, \tag{3.25a}$$

$$\tilde{u} = \delta^{-1} \tilde{U}_0(N, l) + \dots, \quad \tilde{a} = \delta^{-1} \tilde{A}_0(N, l) + \dots, \tag{3.25b,c}$$

$$\tilde{V} = (\ln \delta) \tilde{V}_{0L}(N, l) + \tilde{V}_0(N, l) + \dots, \quad \tilde{B} = (\ln \delta) \tilde{B}_{0L}(N, l) + \tilde{B}_0(N, l) + \dots, \tag{3.25d,e}$$

$$\tilde{W} = \delta^{-1} \tilde{W}_0(N, l) + \tilde{W}_1(N, l) + \dots, \quad \tilde{C} = \delta^{-1} \tilde{C}_0(N, l) + \tilde{C}_1(N, l) + \dots. \tag{3.25f,g}$$

The dissipative layer thickness is chosen in such a way that the diffusion terms influence the inner flow.

The inner wave equations are obtained by substituting (3.16), (3.25) into the body-fitted coordinate version of the wave equations. We must analyse the equations up to the first order. From the n -components we can find that

$$\tilde{Q}_{0N} = 0, \tag{3.26a}$$

$$\tilde{V}_0 \pm \tilde{B}_0 = 0, \tag{3.26b}$$

whilst the l -components yield

$$\tilde{W}_0 \pm \tilde{C}_0 = 0, \tag{3.26c}$$

$$i\alpha\lambda_0(\tilde{W}_1 \pm \tilde{C}_1) + i\alpha N(\lambda_u \tilde{W}_0 - \lambda_a \tilde{C}_0) = -\tilde{Q}'_{0l} + \tilde{W}_{0NN}, \tag{3.26d}$$

$$\pm i\alpha\lambda_0(\tilde{W}_1 \pm \tilde{C}_1) + i\alpha N(\lambda_u \tilde{C}_0 - \lambda_a \tilde{W}_0) = P_m^{-1} \tilde{C}_{0NN}. \tag{3.26e}$$

From (3.26b) and (3.26c), we see that the zeroth-order components remain frozen within the dissipative layer.

Equations (3.26c)–(3.26e) can then be combined to yield the single equation for \tilde{W}_0

$$i\alpha \frac{\lambda}{\lambda_0} N \tilde{W}_0 = -\tilde{Q}'_0 + (1 + P_m^{-1}) \tilde{W}_{0NN}. \tag{3.27}$$

Here \tilde{Q}_0 is a function of l only from (3.26a) and the prime denotes an ordinary differentiation. The equation is linear and the solution \tilde{W}_0 can be found analytically. Note that the l -component of the wave is the most singular and it is the only component necessary to estimate the jump in the roll components.

We note in passing that in our three-dimensional theory we can safely assume that there are no significant effects from the nonlinear terms with respect to the waves, unlike two-dimensional flows. For two-dimensional cases, the resonant absorption theories have been extended to include the wave nonlinearity within the dissipation layer. The nonlinear effects around the Alfvén resonant point is analysed by Ruderman & Goossens (1993), Clack, Ballai & Ruderman (2009) and Ruderman, Goossens & Andries (2010); see the review by Ballai & Ruderman (2011) also. (The absorption theories usually concerns compressible flows where the singularity also occurs at

the cusp wave resonant point. The corresponding nonlinear equations within the dissipation layer can be found in Ruderman, Hollweg & Goossens (1997), Ballai & Erdélyi (1998), Clack & Ballai (2008).) In those works it was found that we need a certain size of wave amplitude to balance the nonlinear term. However, in our case, the appropriate wave amplitude must be fixed in order to drive the roll component, as we shall see shortly. Therefore, we cannot vary it to balance the nonlinear terms in the dissipative layer wave equations as in the previous studies. The outer wave amplitude to be shown is of $O(R^{-1})$ or smaller, from which we can safely conclude that the dissipation layer is linear. A similar conclusion was obtained in purely hydrodynamic studies. Hall & Smith (1991) found that the inner wave equations in their theory should be always linear for the same reason, although if the flow is two-dimensional, the so-called nonlinear critical layer is possible (Smith & Bodonyi 1982; Deguchi & Walton 2018).

Using the new variable

$$\zeta = \text{sgn}(\lambda\lambda_0) \left(\frac{i\alpha|\lambda|}{|\lambda_0|(1 + P_m^{-1})} \right)^{1/3} N, \tag{3.28}$$

the equation (3.27) can be transformed into

$$\left(\frac{\partial^2}{\partial \zeta^2} - \zeta \right) \tilde{W}_0 = \left(\frac{|\lambda_0|}{i\alpha|\lambda|} \right)^{2/3} \frac{Q'_0}{(1 + P_m^{-1})^{1/3}}. \tag{3.29}$$

The solution of this equation that matches the outer solution can be found as

$$\tilde{W}_0 = \left(\frac{|\lambda_0|}{i\alpha|\lambda|} \right)^{2/3} \frac{Q'_0}{(1 + P_m^{-1})^{1/3}} S(\zeta), \tag{3.30}$$

where

$$S(\zeta) \equiv -i^{2/3} \int_0^\infty e^{-(t^3/3) - i^{2/3}\zeta t} dt \tag{3.31}$$

satisfies $S'' - \zeta S = 1$ and $S \rightarrow -\zeta^{-1}$ in the far-field limit ($|i^{-1/3}\zeta| \rightarrow \infty$).

The integral of S with respect to N

$$\kappa(\zeta) \equiv \int_0^\zeta S(\zeta_*) \zeta_* = \int_0^\infty \frac{e^{-i^{2/3}\zeta t} - 1}{t} e^{-(t^3/3)} dt. \tag{3.32}$$

produces a logarithmic function with a constant jump for large $|N|$

$$-\kappa \rightarrow \begin{cases} \ln N_* + c_{00} + \dots & \text{as } N_* \rightarrow \infty, \\ \ln |N_*| - i\pi \text{sgn}(\lambda\lambda_0) + c_{00} + \dots & \text{as } N_* \rightarrow -\infty, \end{cases} \tag{3.33}$$

where c_{00} is a constant (see § A.1). In short, the logarithm and jump are exactly what we saw in the pressure expansion (3.19). Thus, in order to match the solution, the value of the logarithmic phase shift in (3.20) must be

$$\theta = -\pi \text{sgn}(\lambda\lambda_0). \tag{3.34}$$

The analogues result was obtained by Sakurai *et al.* (1991) and Goossens *et al.* (1995) in the solar physics community, although it has long been recognised in hydrodynamic studies; see Lin (1945, 1955), Haberman (1972) for example.

The other wave components can be explicitly solved, but since they are not necessary to find the jumps in the roll components, we omit further inner wave analysis here.

The inner roll fields expand as

$$\bar{q} = \bar{Q}_0(N, l) + \dots, \quad \bar{v} = \bar{V}_0(l) + \delta\bar{V}_1(N, l) + \dots, \quad \bar{B} = \bar{B}_0(l) + \delta\bar{B}_1(N, l) + \dots, \tag{3.35a-c}$$

$$\bar{W} = \bar{W}_0(l) + \delta\bar{W}_1(N, l) + \dots, \quad \bar{C} = \bar{C}_0(l) + \delta\bar{C}_1(N, l) + \dots. \tag{3.35d,e}$$

The outer roll velocity and magnetic fields should be continuous across the dissipative layer, but the normal derivative of the tangential components, namely the leading-order vorticity and current, might suffer jumps.

Here, note that there is no jump in the normal derivative of the normal components because from the solenoidal conditions, we have $\bar{W}'_0 + \bar{V}_{1N} = 0, \bar{C}'_0 + \bar{B}_{1N} = 0$. Note that the condition $[\bar{V}_{1N}]_{-\infty}^{\infty} = [\bar{B}_{1N}]_{-\infty}^{\infty} = 0$ (where $[]_{-\infty}^{\infty} = []_{N=-\infty}^{\infty}$) can be written in the outer variable expression $[\bar{V}_n]_{\pm}^{\pm} = [\bar{B}_n]_{\pm}^{\pm} = 0$ (where $[]_{\pm}^{\pm} = []_{n=0\pm}^{0\pm}$).

The vorticity and current jumps can be found from the roll equations. Substituting the inner expansions (3.25) and (3.35) into the body-fitted coordinate forms of the roll equations and integrating them over $N \in (\infty, -\infty)$,

$$\epsilon^2 \left\{ [|\tilde{\mathcal{V}}|^2 - |\tilde{\mathcal{B}}|^2]_{\pm}^{\pm} + \chi \int_{-\infty}^{\infty} 2(\tilde{W}_0^* \tilde{W}_1 - \tilde{C}_0^* \tilde{C}_1) dN \right\} + \text{c.c.} + \dots = [\bar{Q}_0]_{-\infty}^{\infty}, \tag{3.36a}$$

$$\epsilon^2 \left\{ [\tilde{\mathcal{V}} \tilde{\mathcal{W}}^* - \tilde{\mathcal{B}} \tilde{\mathcal{C}}^*]_{\pm}^{\pm} + \frac{\partial}{\partial l} \int_{-\infty}^{\infty} 2(\tilde{W}_0^* \tilde{W}_1 - \tilde{C}_0^* \tilde{C}_1) dN \right\} + \text{c.c.} + \dots = [\bar{W}_{1N}]_{-\infty}^{\infty}, \tag{3.36b}$$

$$\epsilon^2 P_m [\tilde{\mathcal{V}} \tilde{\mathcal{C}}^* - \tilde{\mathcal{B}} \tilde{\mathcal{W}}^*]_{\pm}^{\pm} + \text{c.c.} + \dots = [\bar{C}_{1N}]_{-\infty}^{\infty}, \tag{3.36c}$$

where the superscript asterisks are used to express the complex conjugate. The first two equations are derived from the n - and l -components of the hydrodynamic roll equations, and the third equation comes from the l -component of the magnetic roll equations (analysis of the other equations are not necessary to find the jumps). In order to derive the above equations, it is important to note that terms such as $(|\tilde{W}_0|^2 - |\tilde{C}_0|^2)$ should vanish in view of the frozen condition (3.26c). In order to balance both sides of the equations, we must choose

$$\epsilon = 1, \tag{3.37}$$

which is larger than $\epsilon = R^{-1/6}$ in Hall & Smith (1991).

We can further show that the integral of $(\tilde{W}_0^* \tilde{W}_1 - \tilde{C}_0^* \tilde{C}_1) + \text{c.c.}$ appearing in (3.36) should also vanish. The behaviour of the inner wave forcing can be found in figure 3 where

$$J_{N_0}(N, l) = \int_{-N_0}^N \{ \tilde{W}_0^*(N_*, l) \tilde{W}_1(N_*, l) - \tilde{C}_0^*(N_*, l) \tilde{C}_1(N_*, l) \} dN_* + \text{c.c.} \tag{3.38}$$

is numerically computed for $N_0 = 20$. The lower panel of the figure indeed shows that the jump vanishes at far field and this is due to the frozen property of

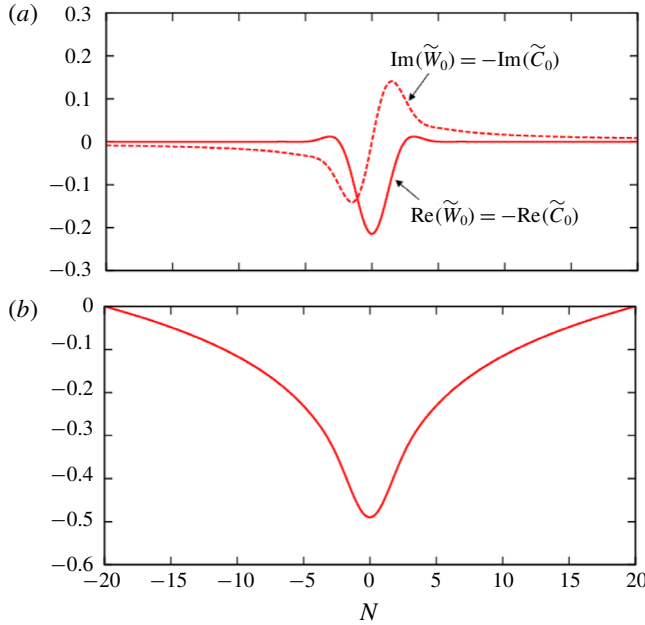


FIGURE 3. (Colour online) The upper panel shows the inner wave solution for type 1 interaction (3.30). The representative parameters $(\alpha, \lambda_0, \lambda_u, \lambda_a, \tilde{Q}_0', P_m) = (1, 1, 2, 1, 1, 1/5)$ are chosen for $y = f_+(z)$. The lower panel is the force from the inner wave to the hydrodynamic roll component (3.38).

the leading-order inner wave as shown in the upper panel. The proof showing $J(l) \equiv \lim_{N \rightarrow \infty} J_N(N, l) = 0$ is given in § A.2.

Thus the contribution to the left-hand sides of (3.36) is purely from the outer wave terms. Those terms can easily be worked out by first transforming the wave into the pressure form (a relation similar to (3.6) holds along the body-fitted coordinate, replacing (y, z) by (n, l)) and then substituting the pressure expansion (3.19) with the phase shift given in (3.34):

$$[\tilde{\mathcal{V}}\tilde{\mathcal{W}}^* - \tilde{\mathcal{B}}\tilde{\mathcal{C}}^*]_{\pm}^+ + \text{c.c.} = \left[\frac{q_n q_l^* + q_l q_n^*}{\alpha^2 \Lambda} \right]_{\pm}^+ = \frac{2\pi \text{sgn}(\lambda_0)}{\alpha^2 |\lambda|} \text{Im}(\tilde{q}_0'^* \tilde{q}_0'' - \alpha^2 \tilde{q}_0'^* \tilde{q}_0), \quad (3.39)$$

and $[|\tilde{\mathcal{V}}|^2 - |\tilde{\mathcal{B}}|^2]_{\pm}^+ + \text{c.c.} = [\tilde{\mathcal{V}}\tilde{\mathcal{C}}^* - \tilde{\mathcal{B}}\tilde{\mathcal{W}}^*]_{\pm}^+ + \text{c.c.} = 0$. Therefore,

$$[\bar{Q}_0]_{-\infty}^{\infty} = [\bar{C}_{1N}]_{-\infty}^{\infty} = 0, \quad [\bar{W}_{1N}]_{-\infty}^{\infty} = \frac{\pi \text{Im}(\alpha^{-2} \tilde{Q}_0'^* \tilde{Q}_0'' - \tilde{Q}_0'^* \tilde{Q}_0)}{\lambda_0 |\lambda_u \pm \lambda_a|}. \quad (3.40a, b)$$

Reverting back to the outer variables, the jump conditions at $y = f_{\pm}(z)$ can be found as

$$[\bar{q}]_{\pm}^+ = [(\bar{b}, \bar{c}) \cdot \mathbf{e}_l]_{\pm}^+ = 0, \quad [(\bar{v}, \bar{w}) \cdot \mathbf{e}_l]_{\pm}^+ = \frac{\pi \text{Im}(\alpha^{-2} \tilde{q}_l'^* \tilde{q}_l'' - \tilde{q}_l'^* \tilde{q}_l)}{U |U_n \pm \bar{a}_n|} \Bigg|_{y=f_{\pm}} \quad (3.41a, b)$$

(and $[(\bar{v}, \bar{w}) \cdot \mathbf{e}_n]_{\pm}^+ = [\bar{b}_n]_{\pm}^+ = [\bar{c}_n]_{\pm}^+ = 0$ as shown above). The wave equation (3.5), the vortex equations (3.8) and the above jump conditions form a closed set of equations.

The choice of $\epsilon = 1$ means that the wave Reynolds–Maxwell stress in the outer region (the terms proportional to ϵ^2 in (3.8a)) is not negligible. That asymptotic structure is quite different from the vortex/Rayleigh wave interaction where $\epsilon = \delta^{1/2} \ll 1$ should be chosen, and hence, the outer wave Reynolds stress is negligible (Hall & Smith 1991). However, in the next section, we shall show that if the two resonant curves $y = f_{\pm}(z)$ are close enough, the nature of the singularity becomes similar to the Hall–Smith theory, and the purely hydrodynamic case can indeed be recovered at the vanishing magnetic field limit.

3.3. Type 2: the connection formulae for the case $(f_+ - f_-) \sim O(\delta)$

When the distance between the two resonant curves $y = f_+(z)$ and $y = f_-(z)$ becomes comparable to the dissipative layer thickness δ defined in (3.24) or less, we must consider another type of inner expansion; we refer to that interaction problem as type 2.

It is convenient to introduce the curve $y = f(z)$ near the two resonant curves, assuming that $(\bar{a}U_n - U\bar{a}_n)|_{n=0}$ is satisfied there. In the vicinity of this curve, the fluid and magnetic streaks admit a small n expansion

$$U = \frac{\lambda_u}{\lambda_a}(\delta\lambda_0 + \lambda_a n) + \dots, \quad \bar{a} = (\delta\lambda_0 + \lambda_a n) + \dots, \tag{3.42a,b}$$

where $\lambda_0, \lambda_u, \lambda_a$ are functions of the tangential coordinate l attached to the curve $y = f(z)$.

If we define the new variable $\hat{n} = n + \delta\lambda_0/\lambda_a$, then $\Lambda \sim O(\hat{n}^2)$ when \hat{n} is small. This means that the pressure Frobenius expansion for small \hat{n} can be written as

$$\tilde{q} = \tilde{q}_0(l) + \tilde{q}_2(l)\hat{n}^2 + \tilde{q}_{3L}(l)\hat{n}^3(\ln|\hat{n}| + i\Theta) + \tilde{q}_3(l)\hat{n}^3 + \dots \tag{3.43}$$

When we compare this expansion and (3.19), we see that now the logarithmic singularity occurs at a higher order than type 1.

Here, the coefficients \tilde{q}_0 and \tilde{q}_3 are the constants to be determined by the boundary conditions, and the substitution of the expansions $\Lambda = \lambda_1(l)\hat{n}^2 + \lambda_2(l)\hat{n}^3 + \dots$, and (3.43) to (3.18) yields

$$\tilde{q}_2 = \frac{1}{2} \left(\tilde{q}_0'' - \frac{\lambda_1'}{\lambda_1} \tilde{q}_0' - \alpha^2 \tilde{q}_0 \right), \tag{3.44a}$$

$$\tilde{q}_{3L} = \frac{1}{3} \left\{ \left(\frac{2\lambda_2}{\lambda_1} - 2\chi \right) \tilde{q}_2 + 2\chi \tilde{q}_0'' + \chi' \tilde{q}_0' + \frac{\lambda_1'}{\lambda_1} \left(\frac{\lambda_2'}{\lambda_1} - \frac{\lambda_2}{\lambda_1} - 2\chi \right) \tilde{q}_0 \right\}. \tag{3.44b}$$

The expansion (3.43) and the body-fitted coordinate expression of (3.6) implies the small \hat{n} asymptotic behaviours

$$\tilde{u}, \tilde{a} \sim O(\hat{n}^{-1}), \quad \tilde{V}, \tilde{B} \sim O(\hat{n}^0), \quad \tilde{W}, \tilde{C} \sim O(\hat{n}^{-1}). \tag{3.45a-c}$$

The above limiting forms suggest that the leading-order inner expansions for \tilde{W} and \tilde{C} are unchanged from the previous case (3.25f,g) to the leading order, but with the inner variable $N = \hat{n}/\delta$, where the thickness remains $\delta = R^{-1/3}$. The normal component of the hydrodynamic wave equation again gives the pressure of the form $\tilde{q} = \tilde{Q}_0(l) +$

... , and then the l -component of the momentum and induction wave equations can be found as

$$i\alpha N(\lambda_u \tilde{W}_0 - \lambda_a \tilde{C}_0) = -\tilde{Q}'_0 + \tilde{W}_{0NN}, \tag{3.46a}$$

$$i\alpha N(\lambda_u \tilde{C}_0 - \lambda_a \tilde{W}_0) = P_m^{-1} \tilde{C}_{0NN}, \tag{3.46b}$$

to leading order. Multiplying the second equation by hP_m with a function $h(l)$ and adding it to the first equation, we have

$$i\alpha N\{(\lambda_u - P_m h \lambda_a) \tilde{W}_0 + (P_m h \lambda_u - \lambda_a) \tilde{C}_0\} = -\tilde{Q}'_0 + (\tilde{W}_{0NN} + h \tilde{C}_{0NN}). \tag{3.47}$$

If we choose $h(l)$ so that

$$\frac{P_m h \lambda_u - \lambda_a}{\lambda_u - P_m h \lambda_a} = h, \tag{3.48}$$

namely

$$h_{\pm} = \frac{1}{2} \left\{ -\frac{\lambda_u}{\lambda_a} (1 - P_m^{-1}) \pm \sqrt{\frac{\lambda_u^2}{\lambda_a^2} (1 - P_m^{-1})^2 + 4P_m^{-1}} \right\}, \tag{3.49}$$

then (3.47) becomes

$$\left(\frac{\partial^2}{\partial \xi^2} - \zeta \right) (\tilde{W}_0 + h_{\pm} \tilde{C}_0) = \frac{\tilde{Q}'_0}{(i\alpha |\lambda_{\pm}|)^{2/3}}, \tag{3.50}$$

where

$$\lambda_{\pm} = \lambda_u - P_m h_{\pm} \lambda_a, \quad \zeta_{\pm} = \text{sgn}(\lambda_{\pm}) (i\alpha |\lambda_{\pm}|)^{1/3} N. \tag{3.51a,b}$$

Therefore, the solution can again be solved in terms of the function S defined in (3.31):

$$\tilde{W}_0 + h_{\pm} \tilde{C}_0 = \frac{\tilde{Q}'_0 S(\xi_{\pm})}{(i\alpha |\lambda_{\pm}|)^{2/3}}. \tag{3.52}$$

Here, we assumed $|\lambda_u| \neq |\lambda_a|$ for all l (if that assumption is violated, then either λ_+ or λ_- vanishes so the solution above breaks down). Hence the l -component of the inner wave solutions are explicitly solved as

$$\tilde{W}_0 = \frac{\tilde{Q}'_0}{h_+ - h_-} \left(\frac{h_+ S(\xi_-)}{(i\alpha |\lambda_-|)^{2/3}} - \frac{h_- S(\xi_+)}{(i\alpha |\lambda_+|)^{2/3}} \right), \tag{3.53a}$$

$$\tilde{C}_0 = \frac{\tilde{Q}'_0}{h_+ - h_-} \left(\frac{S(\xi_+)}{(i\alpha |\lambda_+|)^{2/3}} - \frac{S(\xi_-)}{(i\alpha |\lambda_-|)^{2/3}} \right). \tag{3.53b}$$

The typical behaviour of the solutions is shown in figure 4(a).

Similar to the previous section, we can now derive the roll vorticity/current jump using the inner wave solutions. As before, $[\bar{V}_n]_{\pm}^{\pm} = [\bar{B}_n]_{\pm}^{\pm} = 0$ from the solenoidal conditions; additionally, we need to examine the inner roll equations to find the jump

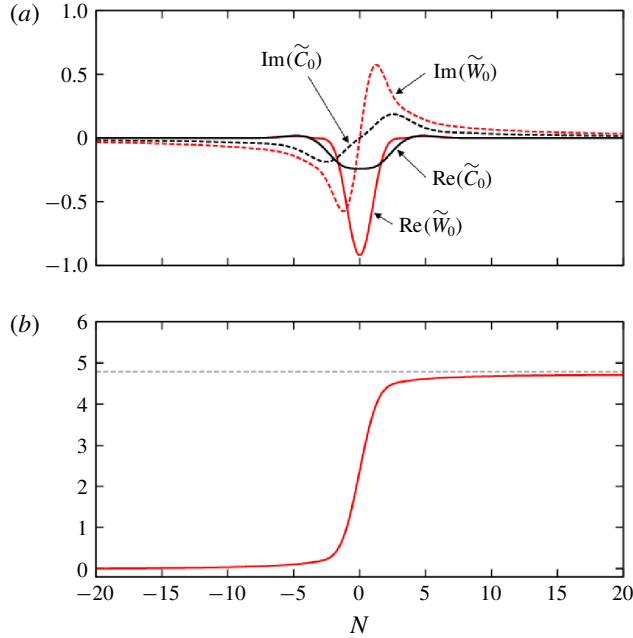


FIGURE 4. (Colour online) A similar plot to figure 3 but for type 2 interaction. The upper panel is the plot of the inner wave solution (3.53). The lower panel shows the corresponding wave forcing to the hydrodynamic roll component (3.56). The limiting value calculated by (3.57) is shown by the dashed line.

occurring in the l -components. Applying the inner roll expansions shown in (3.35) to the roll equations, the jump conditions can be found as

$$\delta^{-1} \epsilon^2 \chi \int_{-\infty}^{\infty} (|\tilde{W}_0|^2 - |\tilde{C}_0|^2) dN + \text{c.c.} + \dots = [\bar{Q}_0]_{-\infty}^{\infty}, \tag{3.54a}$$

$$\delta^{-1} \epsilon^2 \frac{\partial}{\partial l} \int_{-\infty}^{\infty} (|\tilde{W}_0|^2 - |\tilde{C}_0|^2) dN + \text{c.c.} + \dots = [\bar{W}_{1N}]_{-\infty}^{\infty}, \tag{3.54b}$$

$$\epsilon^2 P_m \left\{ [\tilde{\mathcal{V}}\tilde{C}^* - \tilde{\mathcal{B}}\tilde{W}^*]_{-}^{+} + \chi \int_{-\infty}^{\infty} (\tilde{B}_0\tilde{W}_0^* - \tilde{V}_0\tilde{C}_0^*) dN \right\} + \text{c.c.} + \dots = [\bar{C}_{1N}]_{-\infty}^{\infty}. \tag{3.54c}$$

The above results are an analogue to (3.36) for type 1 but here $(|\tilde{W}_0|^2 - |\tilde{C}_0|^2)$ does not vanish as the leading-order inner magnetic wave is not frozen. Therefore, in order to balance the roll shear and the forcing terms from the waves, we must choose the smaller wave amplitude

$$\epsilon = \delta^{1/2} \tag{3.55}$$

than the previous case.

The numerical computation of

$$J_{N_0}(N, l) = \int_{-N_0}^N \{ |\tilde{W}_0(N_*, l)|^2 - |\tilde{C}_0(N_*, l)|^2 \} dN_* + \text{c.c.} \tag{3.56}$$

for $N_0 = 20$ shown in the lower panel of figure 4 suggests that there is indeed a contribution from the inner wave to the jump in the roll vorticity. The limiting behaviour $J(l) \equiv \lim_{N \rightarrow \infty} J_N(N, l)$ can be found analytically (see § A.3):

$$J = \frac{2|\tilde{Q}'_0|^2 G_0(0)}{(\alpha|\lambda_+|)^{5/3} (h_+ - h_-)^2} \left\{ (h_+^2 - 1)r^{5/3} + (h_-^2 - 1) + \frac{2^{4/3}(1 - h_+ h_-)r}{|1 + \sigma r|^{1/3}} \right\}, \quad (3.57)$$

where

$$G_0(0) = \pi(2/3)^{2/3} \Gamma(1/3) \approx 6.4227 \quad (3.58)$$

(the function $G_0(X)$ is to be defined in (4.18)). The limiting value calculated by (3.57) for the special case is indicated in the lower panel of figure 4 by the dashed line.

Given J , the jump conditions are obtained as

$$[\bar{V}_{1N}]_{-\infty}^{\infty} = [\bar{B}_{1N}]_{-\infty}^{\infty} = [\bar{C}_{1N}]_{-\infty}^{\infty} = 0, \quad [\bar{Q}_0]_{-\infty}^{\infty} = \chi J, \quad [\bar{W}_{1N}]_{-\infty}^{\infty} = J'. \quad (3.59a-c)$$

The jump conditions, rewritten in terms of the outer variables, the wave equation (3.5), and the vortex equations (3.8) constitute a closure: now, ϵ is chosen to be small so the term proportional to ϵ^2 is negligible in (3.8a).

To close this section, we shall make a few remarks. First, the analytic expression for J is still valid for the limit of $P_m \rightarrow \infty$:

$$J(l) = \frac{2|\tilde{Q}'_0|^2 G_0(0)}{(\alpha|\lambda_u|)^{5/3}} \frac{\lambda_u^2 - \lambda_a^2}{\lambda_u^2}. \quad (3.60)$$

The limiting form of the vortex equations can be easily found by simply dropping the terms proportional to P_m^{-1} from (3.8). Note that the jump in the leading-order magnetic roll remains zero despite the factor P_m in (3.54c). This is because any non-zero jump should be produced by the resistive part of the wave, which is $O(P_m^{-1})$ times smaller than the leading-order wave in the dissipative layer.

Second, if we take the hydrodynamic limit $\lambda_a \rightarrow 0$ in (3.57), the jump condition reduces to that for the vortex/Rayleigh wave interaction:

$$J(l) = \frac{2|\tilde{Q}'_0|^2 G_0(0)}{(\alpha|\lambda_u|)^{5/3}}. \quad (3.61)$$

This is of course the expected result because, in the absence of the magnetic effect, the entire system should become the reduced Navier–Stokes equations derived by Hall & Smith (1991).

3.4. The interaction diagram

Here, we shall clarify the physical driving mechanism of the vortex/Alfvén wave interaction states using the derived asymptotic closure. We begin by reviewing the sustainment mechanism of the hydrodynamic roll-streak flow studied, for example, by Waleffe (1997). Consider the vortex equations (3.3a) at finite Reynolds numbers. If we define the roll streamfunction ψ so that $\bar{v} = \psi_z$, $\bar{w} = -\psi_y$, we have the forced advection–diffusion equation for the hydrodynamic streak and the roll vorticity $\omega = -\Delta_2 \psi$,

$$P_m^{-1}(\psi_z \partial_y - \psi_y \partial_z) \bar{u} - \Delta_2 \bar{u} = \text{the forcing terms}, \quad (3.62)$$

$$P_m^{-1}(\psi_z \partial_y - \psi_y \partial_z)\omega - \Delta_2 \omega = \text{the forcing terms}, \tag{3.63}$$

where the forcing terms are from the right-hand sides of (3.3a). Then, multiplying (3.62) by \bar{u} , (3.63) by ψ and integrating over the domain (here we denote the average over $[0, 2\pi/\alpha] \times [-1, 1] \times [0, 2\pi/\beta]$ by $\langle \cdot \rangle$), we get

$$\langle \bar{u}_y^2 + \bar{u}_z^2 \rangle = \text{the terms associated with the forcing}, \tag{3.64}$$

$$\langle \omega^2 \rangle = \text{the terms associated with the forcing}, \tag{3.65}$$

which we integrate by parts, assuming that the boundary parts vanish. This is indeed the case if the domain is bounded by periodic and no-slip boundaries. The above equations imply that $\omega = \bar{u}_y = \bar{u}_z = 0$ everywhere, and we can further show that the perturbation is actually zero identically. Therefore, if there is no forcing term, then there is no non-trivial solution.

Likewise, we can define a ‘streamfunction’ for the magnetic roll (namely the toroidal magnetic potential) as $\bar{b} = \phi_z, \bar{c} = -\phi_y$. Then we can regard the magnetic streak and roll equations (3.3b) as the forced advection–diffusion equations

$$(\psi_z \partial_y - \psi_y \partial_z)\bar{a} - \Delta_2 \bar{a} = \text{the forcing terms}, \tag{3.66}$$

$$(\psi_z \partial_y - \psi_y \partial_z)\phi - \Delta_2 \phi = \text{the forcing terms}. \tag{3.67}$$

Multiplying (3.66) by \bar{a} , (3.67) by ϕ and integrating them over the domain, we have

$$\langle \bar{a}_y^2 + \bar{a}_z^2 \rangle = \text{the terms associated with the forcing}, \tag{3.68}$$

$$\langle \phi_y^2 + \phi_z^2 \rangle = \text{the terms associated with the forcing}. \tag{3.69}$$

Here again we have assumed that the boundary terms vanish when they are integrated by parts. (If the domain is surrounded by periodic, perfectly insulating and/or perfectly conducting boundaries, the discussion here is valid.) Thus, similar to the hydrodynamic cases, there is no non-trivial solution if there is no forcing term. This is the large radius limit manifestation of Cowling’s anti-dynamo theorem (Cowling 1934) that motivated the physical interpretation of the MHD self-sustaining process of Rincon *et al.* (2007) and Rincon *et al.* (2008), where the Reynolds–Maxwell stresses and electromotive force by magneto-rotational instability waves are used to drive the roll components. More recently, Herreman (2018) found a possible relationship between a sustained cycle and some critical layer-like structures in the optimised perturbations of the induction equations at large magnetic Reynolds numbers.

Figure 5 shows the interaction diagram inspired by these works and the earlier work of Waleffe (1997), but here it is fully based on the asymptotically reduced equations for the vortex/Alfvén wave interaction. The arrows in the figure show the interactions below:

- (i) The arrow from the hydrodynamic roll to the hydrodynamic streak represents the lift-up term $U_b' \bar{v}$ in the hydrodynamic streak equation (see (3.8a)).
- (ii) The arrow from the magnetic roll to the magnetic streak represents the term $U_b' \bar{b}$ in the magnetic streak equation (see (3.8b)). In dynamo terminology this term corresponds to the omega effect.
- (iii) The arrow from the magnetic roll and the magnetic streak to the hydrodynamic streak represents the roll-streak Lorentz force terms in the hydrodynamic streak equation. The small arrow from the magnetic roll to the hydrodynamic roll also represents the Lorentz force due to the self-interaction of the magnetic rolls.

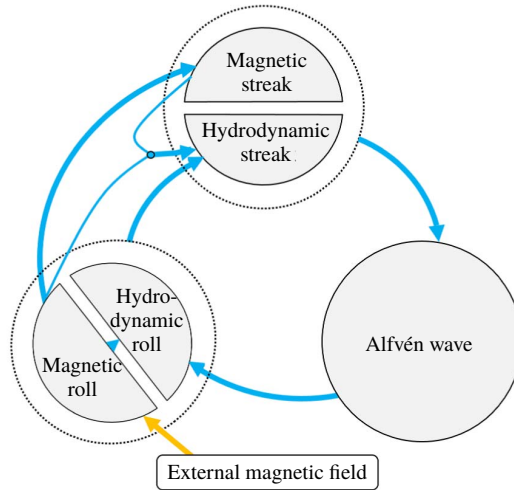


FIGURE 5. (Colour online) Illustration of the interaction diagram inferred by the vortex/Alfvén wave interaction theory.

- (iv) Both the hydrodynamic and magnetic streaks create the Alfvén wave instability through (3.5), as shown by the arrow from the streak to the wave.
- (v) The jump conditions (3.41) or (3.59) produce the forcing to the hydrodynamic roll as indicated by the arrow from the wave to the hydrodynamic roll. In type 2, this jump is the sole mechanism of the feedback effect, whilst in type 1, it also occurs in the outer region. In dynamo terminology, these feedbacks correspond to the alpha effect.

The most striking feature of this diagram is that there is no forcing mechanism for the magnetic roll components. This means that the leading-order part of the magnetic roll cannot be maintained without some external field to support it. In the absence of magnetic roll, the omega effect is lost, so we have a small leading-order magnetic streak. This means that the wave instability is now purely hydrodynamic; so we are left merely with a hydrodynamic self-sustained process with no magnetic effect.

We could add a small external magnetic field of $O(R_m^{-1})$ to drive the magnetic roll component. However, note that the generated much bigger magnetic streak of $O(1)$ when the \bar{b} component is supported by the external field is not a dynamo in the usual sense, because this is merely the amplification through the omega effect.

Nevertheless, the vortex/Alfvén wave interaction states can be used to generate non-trivial amplification mechanisms of magnetic fields. For example, consider plane Couette flow with a small external uniform spanwise magnetic field of $O(R_m^{-1})$ (or more generally, assume that it does not depend on z). In this case the generation of the \bar{b} component is non-trivial so it is not clear if the omega effect can be driven. The flow remains always linearly stable. However, the nonlinear finite Reynolds number computation in Deguchi (2019) indeed found non-trivial streamwise magnetic field amplification. The generation of that magnetic streak must be explained by the entire vortex/Alfvén wave interaction mechanism shown in the figure. More precisely, the \bar{b} component needed for the omega effect is induced by the hydrodynamic roll, which should be maintained by the three-dimensional Alfvén wave.

4. The self-sustained shear-driven dynamo theory

The result derived in the last section does not actually mean that dynamos are not possible in the limit of zero external magnetic fields. This is because the conclusion at the end of § 3 only inhibits the presence of a magnetic field whose size is appropriate to the leading-order vortex/Alfvén interaction. In fact, a dynamo theory is possible for the purely shear-driven cases if we choose slightly smaller sized leading-order magnetic fields. The asymptotic theory here is partially motivated by the numerical finding of such dynamos, to be shown in Deguchi (2019).

In order to formulate the asymptotic theory for such self-sustained shear-driven dynamos, S^3 dynamos for short, we consider the leading order of the roll-streak-wave magnetic field to be smaller than the corresponding hydrodynamic parts by a factor of $\delta_m \ll 1$. One may think the dynamo becomes merely kinematic in that case, but later it turned out that the magnetic wave is more amplified than the hydrodynamic wave around the resonant curve to drive the nonlinear dynamo process. That amplification also allows the inner wave electromotive force to cause a finite number of jumps in the outer roll current so that any additional external force is no longer necessary to drive the whole dynamo process, as opposed to case of the previous section.

The outer expansions of the S^3 dynamos are

$$\begin{bmatrix} u \\ v \\ w \\ q \end{bmatrix} = \begin{bmatrix} U_b + \bar{u} \\ R^{-1}\bar{v} \\ R^{-1}\bar{w} \\ R^{-2}\bar{q} \end{bmatrix} + \epsilon R^{-1} \left\{ e^{i\alpha x} \begin{bmatrix} \tilde{u} \\ \tilde{v} \\ \tilde{w} \\ \tilde{q} \end{bmatrix} + \text{c.c.} \right\}, \tag{4.1a}$$

$$\begin{bmatrix} a \\ b \\ c \end{bmatrix} = \delta_m \begin{bmatrix} \bar{a} \\ R^{-1}\bar{b} \\ R^{-1}\bar{c} \end{bmatrix} + \epsilon \delta_m R^{-1} \left\{ e^{i\alpha x} \begin{bmatrix} \tilde{a} \\ \tilde{b} \\ \tilde{c} \end{bmatrix} + \text{c.c.} \right\}. \tag{4.1b}$$

Here and hereafter, we restrict our attention to $P_m = 1$ for the sake of simplicity (otherwise the analysis become much more complicated, although the asymptotic closure can be found in a similar way). Under this outer scaling, we have the leading-order outer roll-streak equations

$$[(\bar{v}\partial_y + \bar{w}\partial_z) - (\partial_y^2 + \partial_z^2)] \begin{bmatrix} \bar{u} \\ \bar{v} \\ \bar{w} \end{bmatrix} + \begin{bmatrix} 0 \\ \bar{q}_y \\ \bar{q}_z \end{bmatrix} = \begin{bmatrix} -U'_b\bar{v} \\ 0 \\ 0 \end{bmatrix}, \tag{4.2a}$$

$$[(\bar{v}\partial_y + \bar{w}\partial_z) - (\partial_y^2 + \partial_z^2)] \begin{bmatrix} \bar{a} \\ \bar{b} \\ \bar{c} \end{bmatrix} - [\bar{b}\partial_y + \bar{c}\partial_z] \begin{bmatrix} 0 \\ \bar{v} \\ \bar{w} \end{bmatrix} = \begin{bmatrix} U'_b\bar{b} + (\bar{b}\partial_y + \bar{c}\partial_z)\bar{u} \\ 0 \\ 0 \end{bmatrix}, \tag{4.2b}$$

$$\bar{v}_y + \bar{w}_z = 0, \quad \bar{b}_y + \bar{c}_z = 0, \tag{4.2c,d}$$

and the leading-order outer wave equations

$$\left(\frac{\tilde{q}_y}{U^2}\right)_y + \left(\frac{\tilde{q}_z}{U^2}\right)_z - \alpha^2 \frac{\tilde{q}}{U^2} = 0, \quad U = U_b + \bar{u} - s, \tag{4.2e}$$

which becomes singular when $U = 0$. The other wave components can be related to \tilde{q} through (3.6). The outer Lorentz force terms are completely neglected so no feedback from the magnetic field to the hydrodynamic field can be found in the above equations. However, as we shall see shortly, feedback does exist within the dissipation layer occurring around the resonant curve.

Let us write the location of the resonant curve as $y=f(z)$ and consider the body-fitted coordinate (n, l) attached to that curve. There is one resonant curve in the flow so the behaviour of the outer wave pressure is the same as type 2; see (3.43). The key to the S^3 dynamo theory is in the behaviours of the wave near the resonant curve

$$\tilde{u} \sim O(n^{-1}), \quad \tilde{V} \sim O(n^0), \quad \tilde{W} \sim O(n^{-1}), \tag{4.3a-c}$$

$$\tilde{a} \sim O(n^{-2}), \quad \tilde{B} \sim O(n^{-1}), \quad \tilde{C} \sim O(n^{-2}), \tag{4.3d-f}$$

inferred by the wave pressure expansion and the body-fitted coordinate version of (3.6). The behaviour (4.3) implies that near the resonant curve the small outer wave magnetic field is more amplified than the hydrodynamic counterpart. Thus, if we choose

$$\delta_m = \delta, \tag{4.4}$$

with δ defined at (3.24), then within the dissipative layer, the hydrodynamic and magnetic waves become comparable in size. In that case, the corresponding inner wave expansions can be found as

$$\tilde{q} = \tilde{Q}_0(N, l) + \delta^2 \tilde{Q}_2(N, l) + (\delta^3 \ln \delta) \tilde{Q}_{3L}(N, l) + \delta^3 \tilde{Q}_3(N, l) + \dots, \tag{4.5a}$$

$$\tilde{u} = \delta^{-1} \tilde{U}_0(N, l) + \dots, \quad \tilde{a} = \delta^{-2} \tilde{A}_0(N, l) + \dots, \tag{4.5b,c}$$

$$\tilde{V} = \tilde{V}_0(N, l) + \dots, \quad \tilde{B} = \delta^{-1} \tilde{B}_0(N, l) + \dots, \tag{4.5d,e}$$

$$\tilde{W} = \delta^{-1} \tilde{W}_0(N, l) + \dots, \quad \tilde{C} = \delta^{-2} \tilde{C}_0(N, l) + \dots, \tag{4.5f,g}$$

where $N = n/\delta$ with the thickness $\delta = R^{-1/3}$, whilst the roll field expansions are unchanged from (3.35).

As remarked earlier, the scaling (4.4) is motivated so that both of the wave Reynolds and Maxwell stresses contribute to the vorticity jump in the roll field. The leading-order part of the l - and n -components of the hydrodynamic roll equations yield

$$\frac{\partial}{\partial l} \int_{-\infty}^{\infty} (|\tilde{W}_0|^2 - |\tilde{C}_0|^2) dN + \text{c.c.} = [\overline{W}_{1N}]_{-\infty}^{\infty}, \tag{4.6a}$$

$$\chi \int_{-\infty}^{\infty} (|\tilde{W}_0|^2 - |\tilde{C}_0|^2) dN + \text{c.c.} = [\overline{Q}_0]_{-\infty}^{\infty}, \tag{4.6b}$$

where we choose $\epsilon = \delta^{1/2}$ of type 2. As we shall see shortly, the left-hand sides of the above equations are non-vanishing, so the hydrodynamic and magnetic fields are strongly coupled.

On the other hand, for the inner magnetic roll equations, the balance of the magnetic roll stress and the wave electromotive force must be altered from type 2. Now the magnetic roll size is $O(\delta)$ smaller from (4.1b) with (4.4), but the inner magnetic wave size is unchanged from type 2 due to the singular behaviour (4.3). As a result, the l -component of the magnetic roll equations becomes

$$\chi \int_{-\infty}^{\infty} (\tilde{B}_0 \tilde{W}_0^* - \tilde{V}_0 \tilde{C}_0^*) dN + \text{c.c.} = [\overline{C}_{1N}]_{-\infty}^{\infty}. \tag{4.6c}$$

The above equation suggests that there is a finite current jump occurring in the magnetic roll component unlike the vortex/Alfvén interaction. Therefore, the dynamo can be driven purely by shear, without any external force on the magnetic roll component.

The derivation of the left-hand sides in (4.6) is more complicated than the previous sections, although the first few steps are similar. Upon making use of expansions (4.5) to the hydrodynamic and magnetic wave equations and neglecting small terms, we have

$$i\alpha(\lambda N\tilde{U}_0 - \gamma\tilde{A}_0) + \lambda\tilde{V}_0 + \lambda'N\tilde{W}_0 - \gamma'\tilde{C}_0 = -i\alpha\tilde{Q}_0 + \tilde{U}_{0NN}, \tag{4.7a}$$

$$0 = -\tilde{Q}_{0N}, \tag{4.7b}$$

$$i\alpha(\lambda N\tilde{W}_0 - \gamma\tilde{C}_0) = -\tilde{Q}_{0l} + \tilde{W}_{0NN}, \tag{4.7c}$$

$$i\alpha(\lambda N\tilde{A}_0 - \gamma\tilde{U}_0) - \lambda\tilde{B}_0 - \lambda'N\tilde{C}_0 + \gamma'\tilde{W}_0 = \tilde{A}_{0NN}, \tag{4.7d}$$

$$i\alpha(\lambda N\tilde{B}_0 - \gamma\tilde{V}_0) = \tilde{B}_{0NN}, \tag{4.7e}$$

$$i\alpha(\lambda N\tilde{C}_0 - \gamma\tilde{W}_0) = \tilde{C}_{0NN}, \tag{4.7f}$$

where, we used the Taylor expansions of the hydrodynamic streak $U = \lambda(l)n + \dots$ and the magnetic streak $\bar{a} = \gamma(l) + \dots$ around $n=0$. Additionally, from the solenoidal conditions,

$$i\alpha\tilde{U}_0 + \tilde{V}_{0N} + \tilde{W}_{0l} = 0, \tag{4.7g}$$

$$i\alpha\tilde{A}_0 + \tilde{B}_{0N} + \tilde{C}_{0l} = 0. \tag{4.7h}$$

These equations must be solved subject to the matching conditions at the far field $|N| \rightarrow \infty$, namely $\tilde{Q}_0 \rightarrow \tilde{q}_0$ and

$$\tilde{U}_0 \rightarrow -\frac{\tilde{q}'_0 - \frac{\lambda'}{\lambda}\tilde{q}_0}{\lambda\alpha^2} \frac{1}{N}, \quad \tilde{V}_0 \rightarrow -\frac{\tilde{q}''_0 - \frac{2\lambda'}{\lambda}\tilde{q}'_0 - \alpha^2\tilde{q}_0}{i\alpha\lambda}, \quad \tilde{W}_0 \rightarrow -\frac{\tilde{q}'_0}{i\alpha\lambda N}, \tag{4.8a-c}$$

$$\tilde{A}_0 \rightarrow -\frac{\frac{\gamma'}{\gamma}\tilde{q}'_0 + \alpha^2\tilde{q}_0}{\lambda\alpha^2} \frac{N_0}{N^2}, \quad \tilde{B}_0 \rightarrow -\frac{\tilde{q}''_0 - \frac{2\lambda'}{\lambda}\tilde{q}'_0 - \alpha^2\tilde{q}_0}{i\alpha\lambda} \frac{N_0}{N}, \quad \tilde{C}_0 \rightarrow -\frac{\tilde{q}'_0}{i\alpha\lambda} \frac{N_0}{N^2}, \tag{4.8d-f}$$

where $N_0(l) = \gamma/\lambda$.

From (4.7b), the pressure \tilde{Q}_0 is a function of l only and equals \tilde{q}_0 . Then we can solve for \tilde{W}_0, \tilde{C}_0 using the l -components of the wave equations (4.7c), (4.7f). Those equations can be simplified as

$$\left(\frac{\partial^2}{\partial \zeta_{\mp}^2} - \zeta_{\mp} \right) (\tilde{W}_0 \pm \tilde{C}_0) = \frac{\tilde{Q}'_0}{(i\alpha|\lambda|)^{2/3}}, \tag{4.9}$$

using the new variables

$$\zeta_{\pm} = \text{sgn}(\lambda)(i\alpha|\lambda|)^{1/3}(N \pm N_0). \tag{4.10}$$

The solutions of (4.9) can be found in terms of the function S defined in (3.31), and we have

$$\tilde{W}_0 = \frac{\tilde{Q}'_0}{(i\alpha|\lambda|)^{2/3}} \frac{S(\zeta_-) + S(\zeta_+)}{2}, \quad \tilde{C}_0 = \frac{\tilde{Q}'_0}{(i\alpha|\lambda|)^{2/3}} \frac{S(\zeta_-) - S(\zeta_+)}{2}. \tag{4.11a,b}$$

Next from (4.7a), (4.7d), (4.7e) and (4.11) we have the equations

$$\left(\frac{\partial^2}{\partial \zeta_{\mp}^2} - \zeta_{\mp}\right) \left(\tilde{U}_0 + \frac{\lambda}{i\alpha\gamma} \tilde{B}_0 \pm \tilde{A}_0\right) = \frac{(\lambda'N \pm \gamma')\tilde{Q}'_0}{(i\alpha|\lambda|)^{4/3}} S(\zeta_{\pm}) + \frac{i\alpha\tilde{Q}_0}{(i\alpha|\lambda|)^{2/3}}, \quad (4.12)$$

which give the solutions

$$\tilde{U}_0 + \frac{\lambda}{i\alpha\gamma} \tilde{B}_0 = \left(i\alpha\tilde{Q}_0 - \frac{\lambda'\tilde{Q}'_0}{i\alpha\lambda}\right) \frac{S(\zeta_+) + S(\zeta_-)}{2(i\alpha|\lambda|)^{2/3}} + \frac{\lambda'\tilde{Q}'_0}{(i\alpha\lambda)N_0} \frac{\zeta_+S(\zeta_+) - \zeta_-S(\zeta_-)}{2(i\alpha|\lambda|)}, \quad (4.13)$$

$$\tilde{A}_0 = \left(\frac{\gamma'\tilde{Q}'_0}{i\alpha\gamma} - i\alpha\tilde{Q}_0\right) \frac{S(\zeta_+) - S(\zeta_-)}{2(i\alpha|\lambda|)^{2/3}}. \quad (4.14)$$

Now \tilde{A}_0, \tilde{C}_0 given in (4.11), (4.14) can be used to integrate the magnetic solenoidal condition (4.7h) with respect to N . Selecting the integration constant to satisfy the matching condition, the normal component of the magnetic field can be found as

$$\tilde{B}_0 = -\tilde{Q}_{00} \frac{\kappa(\zeta_-) - \kappa(\zeta_+)}{2(i\alpha|\lambda|)} - \frac{\lambda'\tilde{Q}'_0}{3\lambda} \frac{\zeta_-S(\zeta_-) - \zeta_+S(\zeta_+)}{2(i\alpha|\lambda|)} + \tilde{Q}'_0 N'_0 \frac{S(\zeta_-) + S(\zeta_+)}{2(i\alpha|\lambda|)^{2/3}}, \quad (4.15)$$

where the function κ is defined in (3.32).

Finally, the last component \tilde{V}_0 matching the outer solution can be found by integrating the continuity equation (4.7g).

$$\begin{aligned} \tilde{V}_0 = & -\tilde{Q}_{00} \frac{\kappa(\zeta_-) + \kappa(\zeta_+)}{2(i\alpha|\lambda|)} - \frac{\lambda'\tilde{Q}'_0}{3\lambda} \frac{\zeta_-S(\zeta_-) + \zeta_+S(\zeta_+)}{2(i\alpha|\lambda|)} + \tilde{Q}'_0 N'_0 \frac{S(\zeta_-) - S(\zeta_+)}{2(i\alpha|\lambda|)^{2/3}} \\ & - \frac{\tilde{Q}_{00}}{N_0} \frac{\zeta_- \kappa(\zeta_-) + \zeta_+ \kappa(\zeta_+)}{2(i\alpha|\lambda|)^{4/3}} + \frac{1}{N_0} \left(\tilde{Q}_{00} + \frac{2\lambda'\tilde{Q}'_0}{3\lambda}\right) \frac{S'(\zeta_-) - S'(\zeta_+)}{2(i\alpha|\lambda|)^{4/3}} \\ & - \frac{1}{i\alpha|\lambda|} \left(2\tilde{Q}_{00} - \frac{4\lambda'\tilde{Q}'_0}{3\lambda} + \frac{\gamma'\tilde{Q}'_0}{\gamma}\right). \end{aligned} \quad (4.16)$$

Using the above wave solutions to (4.6) and doing some algebra (see § A.4), the jumps in terms of the outer variables can be found as

$$[\tilde{q}]_{n=0_-}^{0_+} = \chi \left(\frac{2|\tilde{q}_l|^2 G_0}{(\alpha|U_n|)^{5/3}}\right) \Big|_{y=f}, \quad (4.17a)$$

$$[\{(\bar{v}, \bar{w}) \cdot \mathbf{e}_l\}_n]_{n=0_-}^{0_+} = \left(\frac{2|\tilde{q}_l|^2 G_0}{(\alpha|U_n|)^{5/3}}\right) \Big|_{y=f}, \quad (4.17b)$$

$$\begin{aligned} [\{(\bar{b}, \bar{c}) \cdot \mathbf{e}_l\}_n]_{n=0_-}^{0_+} = & \chi \frac{(\bar{a}/U_n)}{(\alpha|U_n|)^{5/3}} \left(\{|\tilde{q}_l|^2 - \alpha^2|\tilde{q}|^2\}_l G_1 \right. \\ & \left. + 2|\tilde{q}_l|^2 \left\{\frac{(\bar{a}|U_n|^{-2/3})_l}{\bar{a}|U_n|^{-2/3}} G_0 - \frac{(\bar{a}|U_n|^{2/3})_l}{\bar{a}|U_n|^{2/3}} G_1\right\}\right) \Big|_{y=f}, \end{aligned} \quad (4.17c)$$

where

$$G_0(X) = 2\pi \int_0^\infty \cos(2Xt) e^{-(2/3)t^3} dt, \quad G_1(X) = 2\pi \int_0^\infty \frac{1 - \cos(2Xt)}{X^2} t e^{-(2/3)t^3} dt, \quad (4.18a,b)$$

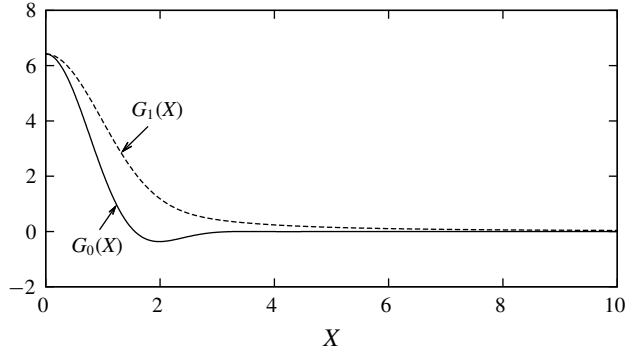


FIGURE 6. The functions G_0 and G_1 computed numerically. Note that these are even functions.

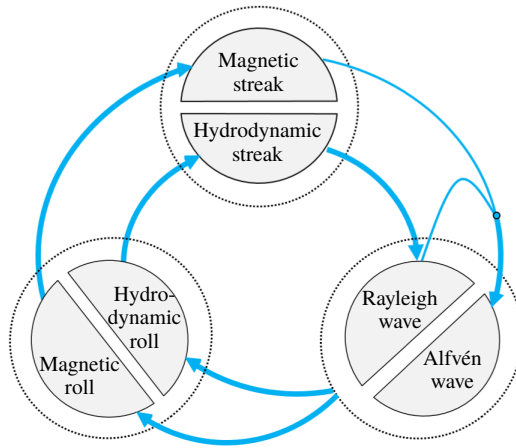


FIGURE 7. (Colour online) Illustration of the interaction diagram inferred by the S^3 dynamo theory.

are evaluated at $X = (\alpha|U_n|)^{1/3}(\bar{a}/U_n)$. These special functions are numerically evaluated in figure 6.

The interaction diagram in figure 7 is formulated using the asymptotic closure for the S^3 dynamo, namely (4.2) and (4.17). There is no arrow from the magnetic roll/streak to the hydrodynamic roll/streak because there are no Lorentz force terms in the outer equations. The instability wave is merely a Rayleigh wave to leading order, because it is purely driven by the hydrodynamic streak. However, it interacts with the magnetic streak to produce an Alfvén wave at higher order. The Rayleigh and Alfvén waves amplified within the dissipative layer induce the feedback effects to both the hydrodynamic and magnetic roll components through the jumps, originating from the wave Reynolds–Maxwell stress and the wave electromotive force.

5. Conclusion and discussion

We have derived two three-dimensional nonlinear MHD theories using large Reynolds number matched asymptotic expansion of the incompressible viscous–

resistive MHD equations. The closures at the asymptotic limit are found by considering the interaction between the roll, streak and wave, defined both for the velocity and magnetic fields. The magnetic Prandtl number is assumed to be $O(R^0)$ or larger, except for appendix B.

The asymptotic MHD state we are primarily concerned with is derived by considering a similar roll-streak scaling as the usual vortex/wave interaction for both hydrodynamic and magnetic components. Therefore, the theory could be viewed as a third type of interaction, vortex/Alfvén wave interaction say, followed by vortex/Tollmien–Schlichting wave interaction (Hall & Smith 1990; Bennett *et al.* 1991; Dempsey *et al.* 2016) and vortex/Rayleigh wave interaction (Hall & Smith 1991; Hall & Sherwin 2010). The Alfvén wave is generated by the instability of the mean streamwise hydrodynamic and magnetic fields of $O(R^0)$ (namely, streaks). In the majority of the flow, the wave part satisfies the inviscid equation to leading order; so the cross-stream components of the magnetic wave field are frozen to those of the hydrodynamic wave field; see (3.7).

The wave amplitude must be found by the analysis within the dissipative layer of thickness $\delta = R^{-1/3}$ surrounding the Alfvén resonant curves that occur whenever the modulus of the Doppler-shifted hydrodynamic streak and the modulus of the magnetic streak coincide. As well established in the resonant absorption theory, the wave there is amplified in a singular manner, although here, the singularity occurs on a curve rather than a point. The strong vortex and current sheets that emerge there strongly force the hydrodynamic roll components via the wave Reynolds and Maxwell stresses. The resultant vorticity jumps in the outer roll solutions can be found using curved coordinate.

If the two resonant curves are well separated, the leading-order flow within the dissipative layer is still frozen because of the lack of diffusivity at this order. The frozen effect cancels the leading-order Reynolds and Maxwell stresses so that the feedback effect to the roll components becomes weaker than the hydrodynamic case. As a result, we must choose a larger wave amplitude, which makes the outer wave Reynolds and Maxwell stress terms important as well. The smooth analytic solution within the dissipative layer, similar to the two-dimensional cases (Sakurai *et al.* 1991; Goossens *et al.* 1992, 1995; Erdélyi *et al.* 1995; Erdélyi 1997), can be used to determine how to connect the outer roll solutions across the resonant curves. The scalings of the roll and streak are $O(R^{-1}P_m^{-1})$ and $O(1)$ respectively, which are typical for a viscous–resistive roll-streak field. The amplitude of the inviscid wave is $O(R^{-1}P_m^{-1/2})$ in the majority of the flow, but it is amplified within the dissipative layer of thickness $O(R^{-1/3})$ to be larger $O(R^{-2/3}P_m^{-1/2})$.

The aforementioned scenario, called type 1, breaks down when the distance between the two resonant curves become less than the dissipative layer thickness. In this case, called type 2, the two dissipative layers merge and the nature of the singularity there becomes similar to vortex/Rayleigh wave interaction. The cancellation of the inner Reynolds and Maxwell stresses does not occur because the leading-order inner wave is dissipative. This means that the wave amplitude should be kept at the same size as the hydrodynamic case. The analytic form of the jumps for type 2 can also be found, and it is shown that, at the limit of vanishing magnetic effects, the jump conditions derived in Hall & Smith (1991) can be recovered. The roll-streak scaling is unchanged from type 1, but for type 2 we must choose a smaller outer wave amplitude of $O(R^{-7/6}P_m^{-1/2})$, which becomes larger $O(R^{-5/6}P_m^{-1/2})$ within the dissipative layer.

For both types, the wave has an ability to modify the background flow to leading order, and hence the nonlinear MHD states can be realised without any linear

instability of the base flow. However, an important caveat has been found from the interaction diagram based on asymptotic closure pictured in figure 5; the leading-order magnetic fields of the vortex/Alfvén wave interaction states cannot be sustained without a weak external magnetic field forcing the magnetic roll components. The nonlinear states nonetheless can drive a non-trivial magnetic field amplification mechanism since if, for example, a spanwise uniform magnetic field of $O(R_m^{-1})$ is applied, they generate a much bigger streamwise magnetic field of $O(1)$; see the comments at the end of § 3.

Despite the caveat, for some cases, dynamos of slightly different structures can be driven even when the external magnetic field is switched off, as shown by the rather surprising numerical results in the companion paper (Deguchi 2019). Section 4 successfully formulated the asymptotic theory for purely shear-driven dynamos (the S^3 dynamos), revealing that the magnetic field generation indeed survives at the large Reynolds number limit. The key to the S^3 dynamo theory is that we have to take a different scaling for the hydrodynamic and magnetic components. The outer Alfvén wave of $O(R^{-3/2}P_m^{-1/2})$ is the secondary effect produced as a result of the interaction between the leading-order outer Rayleigh wave of $O(R^{-7/6}P_m^{-1/2})$ and the magnetic streak of $O(R^{-1/3})$. The wave resonance, which is now found at the classical critical layer position, amplifies both the hydrodynamic and magnetic waves, to be the same size of $O(R^{-5/6}P_m^{-1/2})$. Therefore, the inner wave electromotive force is no longer negligible, and hence, both of the waves now have an ability to drive both the hydrodynamic roll components of $O(R^{-1}P_m^{-1})$ and the magnetic roll components of $O(R^{-4/3}P_m^{-1})$ to sustain the entire dynamo mechanism without any external magnetic field. The mean-flow modulation mechanisms, which in turn occur as a result of the lift-up and omega effects, are indispensable for generating the magnetic waves, in view of Zel'dovich's anti-dynamo theorem (Zel'dovich 1957).

Those above travelling wave theories could be extended to describe more general time dependent solutions. However the formulation becomes much more complicated (see Deguchi & Hall (2016) for purely hydrodynamic cases) and thus that possibility is omitted in this paper. When the wave is not neutral, Ruderman, Tirry & Goossens (1995) showed that the motion in the dissipative layer is very different, although it turned out that the jump condition is not affected by the account of non-stationarity in the dissipative layer.

Finally, we briefly comment on the effect of the system rotation to the theory. When that effect exists, we must add the Coriolis term

$$\Omega \begin{bmatrix} -v \\ u \\ 0 \end{bmatrix} \quad (5.1)$$

to the left-hand side of the momentum equations (3.1a). Here, Ω is the non-dimensionalised rotation parameter, and the shear-Coriolis instability exists for $\Omega \in (0, 1)$ according to Rayleigh's stability criterion. The Coriolis term brings a new interaction term from the streak to the roll. We have assumed throughout the paper that the roll components are much smaller than the streak components in order to balance the viscous and convective effects in the roll-streak equations. In order to further balance the new interaction term under this roll-streak scaling, we have to choose $\Omega \sim O(R_m^{-2}) \ll 1$. This means that the Keplerian rotation of $\Omega = 4/3$ destroys the assumed asymptotic balance of the asymptotic theories in this paper, and this may be the reason why it is so difficult to maintain nonlinear dynamo states in the large Reynolds number regime (Rincon *et al.* 2007, 2008; Riols *et al.* 2013).

We further remark here that the recent work by Deguchi (2017) nonetheless suggests the presence of Keplerian asymptotic dynamo states if the vortices have short enough wavelengths. In the latter work, it was shown that, for stably stratified flow, small vortices at the Kolmogorov microscale, found by Deguchi (2015), can persist for an $O(1)$ Richardson number where the vortex/wave interaction states are impossible. Applying the analogy between the stratified and rotating flows, which has long been recognised (Veronis 1970), we arrive at the conjecture that the short wavelength asymptotic dynamo states might survive even when $\Omega \sim O(1)$.

Acknowledgements

This work was supported by the Australian Research Council Discovery Early Career Researcher Award DE170100171. The insightful comments of the referees should be gratefully acknowledged.

Appendix A. Useful formulae

A.1. Derivation of the logarithmic jump

The limiting form of the function κ defined in (3.32) can be found as follows. If we write $\zeta = i^{1/3}N_*$ and $\sigma = \text{sgn}(\lambda\lambda_0)$, then

$$\begin{aligned}
 -\kappa &= \int_0^\infty \frac{1 - e^{-i\sigma N_* t}}{t} e^{-(t^3/3)} dt \\
 &= \int_0^\infty \frac{1 - e^{-t^3/3}}{t} e^{-i\sigma N_* t} dt + \int_0^\infty \frac{e^{-t^3/3} - \cos t}{t} dt \\
 &\quad + \int_0^\infty \frac{\cos t - \cos(tN_*)}{t} dt + i \int_0^\infty \frac{\sin(\sigma tN_*)}{t} dt. \tag{A 1}
 \end{aligned}$$

On the right-hand side, the first term becomes small for large $|N_*|$ (integrating by parts), the second term is a constant, the third term is $\ln |N_*|$ (using cosine integral) and the fourth term is $(i\pi/2)\text{sgn}(\sigma N_*)$ (using Dirichlet integral).

A.2. Calculation of the limiting function J for type 1

Here we show $J(l) \equiv \lim_{N \rightarrow \infty} J_N(N, l) = 0$ for the function defined in (3.38). Firstly we note $(\tilde{W}_0^* \tilde{W}_1 - \tilde{C}_0^* \tilde{C}_1) = \tilde{W}_0^* (\tilde{W}_1 \pm \tilde{C}_1)$ from (3.26c) and further using (3.26d)–(3.26e)

$$\int_{-\infty}^\infty (\tilde{W}_0^* \tilde{W}_1 - \tilde{C}_0^* \tilde{C}_1) dN + \text{c.c.} = \frac{i}{2\alpha\lambda_0} \int_{-\infty}^\infty \tilde{W}_0^* \{ \tilde{Q}'_0 + (P_m^{-1} - 1) \tilde{W}_{0NN} \} dN + \text{c.c.} \tag{A 2}$$

Then from (3.30) we can write $\tilde{W}_0 = \tilde{Q}'_0 (W_R + iW_I)$, where the real functions W_R and W_I have a symmetry

$$W_R(-N, l) = W_R(N, l), \quad W_I(-N, l) = -W_I(N, l), \tag{A 3a,b}$$

see figure 3(a). Hence the right-hand side of (A 2) should vanish because the symmetry (A 3a,b) implies that the integral is a purely imaginary function plus its complex conjugate.

A.3. Calculation of the limiting function J for type 2

The limiting form of (3.56) can be found as follows. First we note

$$\begin{aligned}
 J &\equiv \lim_{N \rightarrow \infty} J_N(N, l) = \int_{-\infty}^{\infty} (|\tilde{W}_0|^2 - |\tilde{C}_0|^2) dN + \text{c.c.} \\
 &= \frac{2|\tilde{Q}'_0|^2}{(h_+ - h_-)^2} \left\{ (h_-^2 - 1) \int_{-\infty}^{\infty} \left| \frac{S(\zeta_+)}{(i\alpha|\lambda_+|)^{2/3}} \right|^2 dN + (h_+^2 - 1) \int_{-\infty}^{\infty} \left| \frac{S(\zeta_-)}{(i\alpha|\lambda_-|)^{2/3}} \right|^2 dN \right. \\
 &\quad \left. + (1 - h_+h_-) \int_{-\infty}^{\infty} \left(\left(\frac{S(\zeta_-)}{(i\alpha|\lambda_-|)^{2/3}} \right) \left(\frac{S(\zeta_+)}{(i\alpha|\lambda_+|)^{2/3}} \right)^* + \text{c.c.} \right) dN \right\}. \tag{A 4}
 \end{aligned}$$

If we write

$$r = \frac{|\lambda_+|}{|\lambda_-|}, \quad \sigma = \text{sgn}(\lambda_+\lambda_-) = \text{sgn}(\lambda_u^2 - \lambda_a^2) \tag{A 5a,b}$$

then we can compute

$$\begin{aligned}
 &\int_{-\infty}^{\infty} \left(\frac{S(\zeta_-)}{(i\alpha|\lambda_-|)^{2/3}} \right) \left(\frac{S(\zeta_+)}{(i\alpha|\lambda_+|)^{2/3}} \right)^* dN \\
 &= \frac{1}{(\alpha^2|\lambda_-||\lambda_+|)^{2/3}} \int_{-\infty}^{\infty} \int_0^{\infty} \int_0^{\infty} e^{-\{(t^3+\tau^3)/3\}} e^{i\text{sgn}(\lambda_-)(\alpha|\lambda_-|)^{1/3}\{\sigma r^{1/3}t-\tau\}N} dt d\tau dN \\
 &= \frac{1}{(\alpha^2|\lambda_-||\lambda_+|)^{2/3}} \frac{2\pi}{(\alpha|\lambda_-|)^{1/3}} \int_0^{\infty} \int_0^{\infty} e^{-\{(t^3+\tau^3)/3\}} \widehat{\delta}(\sigma r^{1/3}t - \tau) dt d\tau \\
 &= \frac{1}{(\alpha^2|\lambda_-||\lambda_+|)^{2/3}} \frac{2\pi}{(\alpha|\lambda_-|)^{1/3}} \int_0^{\infty} \int_0^{\infty} e^{-(1+\sigma r)(\tau^3/3)} d\tau \\
 &= \frac{rG_0(0)}{(\alpha|\lambda_+|)^{5/3}} \left(\frac{2}{1+\sigma r} \right)^{1/3}, \tag{A 6}
 \end{aligned}$$

where we assumed $r < 1$ (if $r > 1$ the factor $(1 + \sigma r)$ must be swapped for $(\sigma + r)$ in the final result) and the coefficient $G_0(0)$ is given in (3.58). Here we have used the usual integral expressions of the Dirac delta function and the gamma function

$$\widehat{\delta}(X) = \frac{1}{2\pi} \int_{-\infty}^{\infty} e^{iXt} dt, \quad \Gamma(X) = \int_0^{\infty} t^{X-1} e^{-t} dt, \tag{A 7a,b}$$

respectively. The formula (A 6) can be used to compute the third line in (A 4), whilst the second line can be worked out using similar calculations.

A.4. Calculation of the jumps for the S^3 dynamos

Using the wave solutions, we can explicitly find some key terms on the left-hand side of (4.6).

$$\begin{aligned}
 &2 \int_{-\infty}^{\infty} (|\tilde{W}_0|^2 - |\tilde{C}_0|^2) dN \\
 &= |\tilde{Q}'_0|^2 \int_{-\infty}^{\infty} \left(\frac{S(\zeta_-)}{(i\alpha|\lambda|)^{2/3}} \right) \left(\frac{S(\zeta_+)}{(i\alpha|\lambda|)^{2/3}} \right)^* \\
 &\quad + \left(\frac{S(\zeta_+)}{(i\alpha|\lambda|)^{2/3}} \right) \left(\frac{S(\zeta_-)}{(i\alpha|\lambda|)^{2/3}} \right)^* dN, \tag{A 8a}
 \end{aligned}$$

$$\begin{aligned}
 & 2 \int_{-\infty}^{\infty} (\tilde{B}_0 \tilde{W}_0^* - \tilde{V}_0 \tilde{C}_0^*) \, dN \\
 &= -\tilde{Q}_{00} \tilde{Q}_0^* \int_{-\infty}^{\infty} \left(\frac{\kappa(\zeta_-)}{i\alpha|\lambda|} \right) \left(\frac{S(\zeta_+)}{(i\alpha|\lambda|)^{2/3}} \right)^* - \left(\frac{\kappa(\zeta_+)}{i\alpha|\lambda|} \right) \left(\frac{S(\zeta_-)}{(i\alpha|\lambda|)^{2/3}} \right)^* \, dN \\
 &+ \frac{\tilde{Q}_{00} \tilde{Q}_0^*}{2N_0} \int_{-\infty}^{\infty} \left(\frac{\zeta_- \kappa(\zeta_-) - \zeta_+ \kappa(\zeta_+)}{(i\alpha|\lambda|)^{4/3}} \right) \left(\frac{S(\zeta_-) - S(\zeta_+)}{(i\alpha|\lambda|)^{2/3}} \right)^* \, dN \\
 &- \frac{1}{2N_0} \left(\tilde{Q}_{00} \tilde{Q}_0^* + \frac{2\lambda' |\tilde{Q}_0|^2}{3\lambda} \right) \int_{-\infty}^{\infty} \left(\frac{S'(\zeta_-) - S'(\zeta_+)}{(i\alpha|\lambda|)^{4/3}} \right) \left(\frac{S(\zeta_-) - S(\zeta_+)}{(i\alpha|\lambda|)^{2/3}} \right)^* \, dN \\
 &+ \left(N_0' + \frac{\lambda' N_0}{3\lambda} \right) 2 \int_{-\infty}^{\infty} (|\tilde{W}_0|^2 - |\tilde{C}_0|^2) \, dN. \tag{A 8b}
 \end{aligned}$$

In order to derive the final expression of the jumps, the following formulae may be useful.

$$\begin{aligned}
 & \int_{-\infty}^{\infty} \left(\frac{\zeta_- \kappa(\zeta_-) - \zeta_+ \kappa(\zeta_+)}{(i\alpha|\lambda|)^{4/3}} \right) \left(\frac{S(\zeta_-) - S(\zeta_+)}{(i\alpha|\lambda|)^{2/3}} \right)^* \, dN + \text{c.c.} \\
 &= 2N_0 \int_{-\infty}^{\infty} \left(\frac{\kappa(\zeta_-)}{i\alpha|\lambda|} \right) \left(\frac{S(\zeta_+)}{(i\alpha|\lambda|)^{2/3}} \right)^* - \left(\frac{\kappa(\zeta_+)}{i\alpha|\lambda|} \right) \left(\frac{S(\zeta_-)}{(i\alpha|\lambda|)^{2/3}} \right)^* \, dN + \text{c.c.} \\
 &- \int_{-\infty}^{\infty} \left(\frac{S'(\zeta_-) - S'(\zeta_+)}{(i\alpha|\lambda|)^{4/3}} \right) \left(\frac{S(\zeta_-) - S(\zeta_+)}{(i\alpha|\lambda|)^{2/3}} \right)^* \, dN + \text{c.c.}, \tag{A 9a}
 \end{aligned}$$

$$\int_{-\infty}^{\infty} \left(\frac{S(\zeta_-)}{(i\alpha|\lambda|)^{2/3}} \right) \left(\frac{S(\zeta_+)}{(i\alpha|\lambda|)^{2/3}} \right)^* \, dN + \text{c.c.} = \frac{2G_0((\alpha|\lambda|)^{1/3}N_0)}{(\alpha|\lambda|)^{5/3}}, \tag{A 9b}$$

$$\int_{-\infty}^{\infty} \left(\frac{S'(\zeta_-) - S'(\zeta_+)}{(i\alpha|\lambda|)^{4/3}} \right) \left(\frac{S(\zeta_-) - S(\zeta_+)}{(i\alpha|\lambda|)^{2/3}} \right)^* \, dN = -\frac{2N_0^2 G_1((\alpha|\lambda|)^{1/3}N_0)}{(\alpha|\lambda|)^{5/3}}. \tag{A 9c}$$

Appendix B. Small magnetic Prandtl number cases

Here, we perform a similar analysis as in §3 but assume $P_m \ll 1$. We shall shortly see that the magnetic roll-streak field satisfies a diffusion equation so it must be supported by some constant external magnetic fields. This means that we are concerned with the large Reynolds number asymptotic analysis of the so-called inductionless limit.

B.1. The case $P_m \sim O(R^{-1})$ or larger

The appropriate leading-order asymptotic expansion is

$$\begin{bmatrix} u \\ v \\ w \\ a \\ b \\ c \\ q \end{bmatrix} = \begin{bmatrix} \bar{u} \\ R^{-1}\bar{v} \\ R^{-1}\bar{w} \\ \bar{a} \\ R_m^{-1}B + R^{-1}\bar{b} \\ R_m^{-1}C + R^{-1}\bar{c} \\ R^{-2}\bar{q} \end{bmatrix} + \epsilon R^{-1} \left\{ e^{i\alpha(x)} \begin{bmatrix} \tilde{u} \\ \tilde{v} \\ \tilde{w} \\ \tilde{a} \\ \tilde{b} \\ \tilde{c} \\ \tilde{q} \end{bmatrix} + \text{c.c.} \right\}. \tag{B 1}$$

The constants B, C are the magnetic field applied externally. Using these asymptotic forms in the governing equations and neglecting the small terms, we have the vortex equations

$$\begin{aligned}
 & [(\bar{v}\partial_y + \bar{w}\partial_z) - \Delta_2] \begin{bmatrix} \bar{u} \\ \bar{v} \\ \bar{w} \end{bmatrix} + \begin{bmatrix} 0 \\ \bar{q}_y \\ \bar{q}_z \end{bmatrix} = \begin{bmatrix} (B\partial_y + C\partial_z)\bar{a} \\ (B\partial_y + C\partial_z)\bar{b} \\ (B\partial_y + C\partial_z)\bar{c} \end{bmatrix} \\
 & - \epsilon^2 \begin{bmatrix} 0 \\ \{(|\tilde{v}|^2 - |\tilde{b}|^2)_y + (\tilde{v}\tilde{w}^* - \tilde{b}\tilde{c}^*)_z\} + \text{c.c.} \\ \{(|\tilde{w}|^2 - |\tilde{c}|^2)_z + (\tilde{v}\tilde{w}^* - \tilde{b}\tilde{c}^*)_y\} + \text{c.c.} \end{bmatrix}, \tag{B 2a}
 \end{aligned}$$

$$-\Delta_2 \begin{bmatrix} \bar{a} \\ \bar{b} \\ \bar{c} \end{bmatrix} - [B\partial_y + C\partial_z] \begin{bmatrix} \bar{u} \\ \bar{v} \\ \bar{w} \end{bmatrix} = \mathbf{0}, \tag{B 2b}$$

$$\bar{v}_y + \bar{w}_z = 0, \quad \bar{b}_y + \bar{c}_z = 0, \tag{B 2c,d}$$

and the wave equations

$$\begin{aligned}
 & \left\{ U i \alpha \begin{bmatrix} \tilde{u} \\ \tilde{v} \\ \tilde{w} \end{bmatrix} + \begin{bmatrix} \tilde{v}U_y + \tilde{w}U_z \\ 0 \\ 0 \end{bmatrix} \right\} \\
 & - \left\{ [\bar{a}i\alpha + R_m^{-1}B\partial_y + R_m^{-1}C\partial_z] \begin{bmatrix} \tilde{a} \\ \tilde{b} \\ \tilde{c} \end{bmatrix} + \begin{bmatrix} \tilde{b}\bar{a}_y + \tilde{c}\bar{a}_z \\ 0 \\ 0 \end{bmatrix} \right\} + \begin{bmatrix} i\alpha\tilde{q} \\ \tilde{q}_y \\ \tilde{q}_z \end{bmatrix} = R^{-1}\Delta \begin{bmatrix} \tilde{u} \\ \tilde{v} \\ \tilde{w} \end{bmatrix}, \tag{B 3a}
 \end{aligned}$$

$$\begin{aligned}
 & \left\{ U i \alpha \begin{bmatrix} \tilde{a} \\ \tilde{b} \\ \tilde{c} \end{bmatrix} + \begin{bmatrix} \tilde{v}\bar{a}_y + \tilde{w}\bar{a}_z \\ 0 \\ 0 \end{bmatrix} \right\} \\
 & - \left\{ [\bar{a}i\alpha + R_m^{-1}B\partial_y + R_m^{-1}C\partial_z] \begin{bmatrix} \tilde{u} \\ \tilde{v} \\ \tilde{w} \end{bmatrix} + \begin{bmatrix} \tilde{b}U_y + \tilde{c}U_z \\ 0 \\ 0 \end{bmatrix} \right\} = R_m^{-1}\Delta \begin{bmatrix} \tilde{a} \\ \tilde{b} \\ \tilde{c} \end{bmatrix}, \tag{B 3b}
 \end{aligned}$$

$$i\alpha\tilde{u} + \tilde{v}_y + \tilde{w}_z = 0, \quad i\alpha\tilde{a} + \tilde{b}_y + \tilde{c}_z = 0. \tag{B 3c,d}$$

Here, by assumption, R_m^{-1} is $O(1)$ or smaller. If both B, C are zero, (B 2b) is merely a diffusion equation and, thus, there is no non-trivial solution for homogeneous boundary conditions.

The size of R_m controls the existence of the singularity in the flow. When R_m is $O(1)$, there is a diffusion effect in the wave equations and, thus, there is no singularity at all. The viscous terms in the momentum equations can safely be switched off everywhere, and we must set $\epsilon = 1$ to balance the wave Reynolds stress term in the vortex equations. If R_m^{-1} is smaller than $O(1)$, the dissipative effect is absent in the wave equations and thus there is an Alfvén resonant point singularity. However the analysis of the dissipative layer is the same as in § 3, and so, we omit that detail here.

B.2. The case $P_m \ll R^{-1}$

Now R_m is set to be asymptotically small. The governing equations suggest that we can further rescale the magnetic fields by a factor of $R_m^{1/2}$ from (B 1):

$$\begin{bmatrix} u \\ v \\ w \\ a \\ b \\ c \\ q \end{bmatrix} = \begin{bmatrix} \bar{u} \\ R^{-1}\bar{v} \\ R^{-1}\bar{w} \\ \bar{a} \\ R_m^{-1/2}B + R_m^{1/2}R^{-1}\bar{b} \\ R_m^{-1/2}C + R_m^{1/2}R^{-1}\bar{c} \\ R^{-2}\bar{q} \end{bmatrix} + \epsilon R^{-1} \left\{ e^{i\alpha(x)} \begin{bmatrix} \tilde{u} \\ \tilde{v} \\ \tilde{w} \\ R_m^{1/2}\tilde{a} \\ R_m^{1/2}\tilde{b} \\ R_m^{1/2}\tilde{c} \\ \tilde{q} \end{bmatrix} + \text{c.c.} \right\}. \tag{B 4}$$

Substitution of this asymptotic expression into the governing equations yields the leading-order vortex system

$$\begin{aligned} & [(\bar{v}\partial_y + \bar{w}\partial_z) - \Delta_2] \begin{bmatrix} \bar{u} \\ \bar{v} \\ \bar{w} \end{bmatrix} + \begin{bmatrix} 0 \\ \bar{q}_y \\ \bar{q}_z \end{bmatrix} \\ &= -\epsilon^2 \begin{bmatrix} 0 \\ \{(|\tilde{v}|^2 - |\tilde{b}|^2)_y + (\tilde{v}\tilde{w}^* - \tilde{b}\tilde{c}^*)_z\} + \text{c.c.} \\ \{(|\tilde{w}|^2 - |\tilde{c}|^2)_z + (\tilde{v}\tilde{w}^* - \tilde{b}\tilde{c}^*)_y\} + \text{c.c.} \end{bmatrix}, \end{aligned} \tag{B 5a}$$

$$-\Delta_2 \begin{bmatrix} \bar{a} \\ \bar{b} \\ \bar{c} \end{bmatrix} - [B\partial_y + C\partial_z] \begin{bmatrix} \bar{u} \\ \bar{v} \\ \bar{w} \end{bmatrix} = \mathbf{0}, \tag{B 5b}$$

$$\bar{v}_y + \bar{w}_z = 0, \quad \bar{b}_y + \bar{c}_z = 0, \tag{B 5c,d}$$

and the wave system

$$U_i\alpha \begin{bmatrix} \tilde{u} \\ \tilde{v} \\ \tilde{w} \end{bmatrix} + \begin{bmatrix} \tilde{v}U_y + \tilde{w}U_z \\ 0 \\ 0 \end{bmatrix} - [B\partial_y + C\partial_z] \begin{bmatrix} \tilde{a} \\ \tilde{b} \\ \tilde{c} \end{bmatrix} + \begin{bmatrix} i\alpha\tilde{q} \\ \tilde{q}_y \\ \tilde{q}_z \end{bmatrix} = \mathbf{0}, \tag{B 6a}$$

$$-[B\partial_y + C\partial_z] \begin{bmatrix} \tilde{u} \\ \tilde{v} \\ \tilde{w} \end{bmatrix} = \Delta \begin{bmatrix} \tilde{a} \\ \tilde{b} \\ \tilde{c} \end{bmatrix}, \tag{B 6b}$$

$$i\alpha\tilde{u} + \tilde{v}_y + \tilde{w}_z = 0, \quad i\alpha\tilde{a} + \tilde{b}_y + \tilde{c}_z = 0. \tag{B 6c,d}$$

There is a diffusivity in the wave equations and, thus, there is no resonant layer singularity. The appropriate choice of the wave amplitude is $\epsilon = 1$. The form of the magnetic roll-streak equation is unchanged from the previous case so the remark made in § B.1 is also applicable here.

REFERENCES

ALFVÉN, H. 1942 Existence of electromagnetic-hydrodynamic waves. I. *Nature* **150** (3805), 405–406.
 BALLAI, I. & ERDÉLYI, R. 1998 Resonant absorption of nonlinear slow MHD waves in isotropic steady plasmas. I. Theory. *Solar Phys.* **180**, 65–79.

- BALLAI, I. & RUDERMAN, M. S. 2011 Nonlinear effects in resonant layers in solar and space plasmas. *Space Sci. Rev.* **158**, 421–450.
- BENNEY, D. 1984 The evolution of disturbances in shear flows at high Reynolds numbers. *Stud. Appl. Maths* **70**, 1–19.
- BENNEY, D. & CHOW, K. 1989 A mean flow first harmonic instabilities. *Stud. Appl. Maths* **80**, 37–73.
- BENNETT, J., HALL, P. & SMITH, F. T. 1991 The strong nonlinear interaction of Tollmien–Schlichting waves and Taylor–Görtler vortices in curved channel flow. *J. Fluid Mech.* **223**, 475–495.
- BRANDENBURG, A., NORDLUND, A. A., STEIN, R. F. & TORKESSON, U. 1995 Dynamo-generated turbulence and large scale magnetic fields in a Keplerian-shear Flow. *Astrophys. J.* **446**, 741–754.
- BRANDENBURG, A. & SUBRAMANIAN, K. 2005 Astrophysical magnetic fields and nonlinear dynamo theory. *Phys. Rep.* **417**, 1–209.
- BRANDENBURG, A., SOKOLOFF, D. & SUBRAMANIAN, K. 2012 Current status of turbulent dynamo theory: from large-scale to small-scale dynamos. *Space Sci. Rev.* **169**, 123–157.
- CLACK, C. T. M. & BALLAI, I. 2008 Nonlinear theory of resonant slow waves in anisotropic and dispersive plasmas. *Phys. Plasmas* **15**, 082310.
- CLACK, C. T. M. & BALLAI, I. 2009 Mean shear flows generated by nonlinear resonant Alfvén waves. *Phys. Plasmas* **16**, 072115.
- CLACK, C. T. M., BALLAI, I. & RUDERMAN, M. S. 2009 On the validity of nonlinear Alfvén resonance in space plasmas. *Astron. Astrophys.* **494**, 317–327.
- COWLING, T. G. 1934 The magnetic fields of sunspots. *Mon. Not. R. Astron. Soc.* **94**, 39–48.
- DEGUCHI, K. 2015 Self-sustained states at Kolmogorov microscale. *J. Fluid Mech.* **781**, R6.
- DEGUCHI, K. 2017 Scaling of small vortices in stably stratified shear flows. *J. Fluid Mech.* **821**, 582–594.
- DEGUCHI, K. 2019 High-speed shear driven dynamos. Part 2. Numerical analysis. *J. Fluid Mech.* (submitted) [arXiv:1809.03855](https://arxiv.org/abs/1809.03855).
- DEGUCHI, K. & HALL, P. 2014 The high Reynolds number asymptotic development of nonlinear equilibrium states in plane Couette flow. *J. Fluid Mech.* **750**, 99–112.
- DEGUCHI, K. & HALL, P. 2016 On the instability of vortex-wave interaction states. *J. Fluid Mech.* **802**, 634–666.
- DEGUCHI, K. & WALTON, A. G. 2018 Bifurcation of nonlinear Tollmien–Schlichting waves in a high-speed channel flow. *J. Fluid Mech.* **843**, 53–97.
- DEMPSEY, L. J., DEGUCHI, K., HALL, P. & WALTON, A. G. 2016 Localized vortex/Tollmien–Schlichting wave interaction states in plane Poiseuille flow. *J. Fluid Mech.* **791**, 97–121.
- ERDÉLYI, R. 1997 Analytical solutions for cusp resonance in dissipative MHD. *Solar Phys.* **171**, 49–59.
- ERDÉLYI, R., GOOSSENS, M. & RUDERMAN, M. S. 1995 Analytic solutions for resonant Alfvén waves in 1D magnetic flux tubes in dissipative stationary MHD. *Solar Phys.* **161**, 123–138.
- GOOSSENS, M., ERDÉLYI, R. & RUDERMAN, M. S. 2011 Resonant MHD waves in the solar atmosphere. *Space Sci. Rev.* **158**, 289–338.
- GOOSSENS, M., HOLLWEG, J. V. & SAKURAI, T. 1992 Resonant behaviour of MHD waves on magnetic flux tubes. III. Effect of equilibrium flow. *Solar Phys.* **138**, 233–255.
- GOOSSENS, M., RUDERMAN, M. S. & HOLLWEG, J. V. 1995 Dissipative MHD solutions for resonant Alfvén waves in 1-dimensional magnetic flux tubes. *Solar Phys.* **157**, 75–102.
- HABERMAN, R. 1972 Critical layers in parallel flows. *Stud. Appl. Maths* **51**, 139–161.
- HALL, P. 1983 The linear development of Görtler vortices in growing boundary layers. *J. Fluid Mech.* **130**, 41–58.
- HALL, P. 2018 Vortex-wave interaction arrays: a sustaining mechanism for the log layer? *J. Fluid Mech.* **850**, 46–82.
- HALL, P. & SHERWIN, S. 2010 Streamwise vortices in shear flows: harbingers of transition and the skeleton of coherent structures. *J. Fluid Mech.* **661**, 178–205.
- HALL, P. & SMITH, F. T. 1988 The nonlinear interaction of Tollmien–Schlichting waves and Taylor–Görtler vortices in curved channel flows. *Proc. R. Soc. Lond. A* **417**, 255–282.

- HALL, P. & SMITH, F. T. 1990 *Near Planar TS Waves and Longitudinal Vortices in Channel Flow: Nonlinear Interaction and Focussing*. pp. 5–39. Springer.
- HALL, P. & SMITH, F. T. 1991 On strongly nonlinear vortex/wave interactions in boundary-layer transition. *J. Fluid Mech.* **227**, 641–666.
- HAWLEY, J. F., GAMMIE, C. F. & BALBUS, S. A. 1995 Local three-dimensional magnetohydrodynamic simulations of accretion disks. *Astrophys. J.* **440**, 742–763.
- HERREMAN, W. 2018 Minimal perturbation flows that trigger mean field dynamos in shear flows. *J. Plasma Phys.* **84**, 735840305.
- KIDA, S., YANASE, S. & MIZUSHIMA, J. 1991 Statistical properties of MHD turbulence and turbulence dynamo. *Phys. Fluids A* **3**, 457–465.
- LIN, C. C. 1945 On the stability of two-dimensional parallel flows. Part III. Stability in a viscous fluid. *Q. Appl. Maths* **3**, 277–301.
- LIN, C. C. 1955 *The Theory of Hydrodynamic Stability*. Cambridge University Press.
- NAUMAN, F. & BLACKMAN, E. G. 2017 Sustained turbulence and magnetic energy in nonrotating shear flows. *Phys. Rev. E* **95**, 033202.
- PUMIR, A. 1996 Turbulence in homogeneous shear flows. *Phys. Fluids* **8**, 3112–3127.
- RINCON, F., OGILVIE, G. I. & PROCTOR, M. R. E. 2007 Self-sustaining nonlinear dynamo process in Keplerian shear flows. *Phys. Rev. Lett.* **98**, 254502.
- RINCON, F., OGILVIE, G. I., PROCTOR, M. R. E. & COSSU, C. 2008 Subcritical dynamos in shear flows. *Astron. Nachr.* **329**, 750–761.
- RIOLS, A., RINCON, F., COSSU, C., LESUR, G., LONGARETTI, P.-Y., OGILVIE, G. I. & HERAULT, J. 2013 Global bifurcations to subcritical magnetorotational dynamo action in Keplerian shear flow. *J. Fluid Mech.* **731**, 1–45.
- RUDERMAN, M. S. & GOOSSENS, M. 1993 Nonlinearity effects on resonant absorption of surface Alfvén waves in incompressible plasmas. *Solar Phys.* **143** (1), 69–88.
- RUDERMAN, M. S., GOOSSENS, M. & ANDRIES, J. 2010 Nonlinear propagating kink waves in thin magnetic tubes. *Phys. Plasmas* **17**, 082108.
- RUDERMAN, M. S., HOLLWEG, J. V. & GOOSSENS, M. 1997 Nonlinear theory of resonant slow waves in dissipative layers. *Phys. Plasmas* **4** (1), 75–90.
- RUDERMAN, M. S., TIRRY, W. J. & GOOSSENS, M. 1995 Non-stationary resonant Alfvén surface waves in one-dimensional magnetic plasmas. *J. Plasma Phys.* **54** (2), 129–148.
- SAKURAI, T., GOOSSENS, M. & HOLLWEG, J. V. 1991 Resonant behaviour of MHD waves on magnetic flux tubes. I. Connection formulae at the resonant surfaces. *Solar Phys.* **133**, 227–245.
- SEKIMOTO, A., DONG, S. & JIMÉNEZ, J. 2016 Direct numerical simulation of statistically stationary and homogeneous shear turbulence and its relation to other shear flows. *Phys. Fluids* **28**, 035101.
- SLATTERY, J. C. 1999 *Advanced Transport Phenomena*. Cambridge University Press.
- SMITH, F. T. 1979 Instability of flow through pipes of general cross-section. Part 1. *Mathematika* **26**, 187–210.
- SMITH, F. T. & BODONYI, R. J. 1982 Nonlinear critical layers and their development in streaming-flow instability. *J. Fluid Mech.* **118**, 165–185.
- VERONIS, G. 1970 The analogy between rotating and stratified fluids. *Annu. Rev. Fluid Mech.* **2**, 37–66.
- WALEFFE, F. 1997 On a self-sustaining process in shear flows. *Phys. Fluids* **9**, 883–900.
- WANG, J., GIBSON, J. F. & WALEFFE, F. 2007 Lower branch coherent states: transition and control. *Phys. Rev. Lett.* **98**, 204501.
- ZEL'DOVICH, Y. B. 1957 The magnetic field in the two-dimensional motion of a conducting turbulent fluid. *Sov. Phys. JETP* **4**, 460–462.