

Could diet composition modulate pathological outcomes in schistosomiasis mansoni? A systematic review of *in vivo* preclinical evidence

Review Article

Cite this article: Marques DVB, Felizardo AA, Souza RLM, Pereira AAC, Gonçalves RV, Novaes RD (2018). Could diet composition modulate pathological outcomes in schistosomiasis mansoni? A systematic review of *in vivo* preclinical evidence. *Parasitology* **145**, 1127–1136. <https://doi.org/10.1017/S0031182018000057>

Received: 17 November 2017
Revised: 29 December 2017
Accepted: 3 January 2018
First published online: 5 February 2018

Key words:

Experimental parasitology; malnutrition; *Schistosoma mansoni*; schistosomiasis

Author for correspondence: Rômulo Dias Novaes, E-mail: romuonovaes@yahoo.com.br, romulo.novaes@unifal-mg.edu.br

Débora Vasconcelos Bastos Marques¹, Amanda Aparecida Felizardo², Raquel Lopes Martins Souza¹, Alessandro Antônio Costa Pereira¹, Reggiani Vilela Gonçalves³ and Rômulo Dias Novaes²

¹Department Pathology and Parasitology, Federal University of Alfenas, Institute of Biomedical Sciences, Alfenas, 37130-000, Minas Gerais, Brazil; ²Department of Structural Biology, Federal University of Alfenas, Institute of Biomedical Sciences, Alfenas, 37130-000, Minas Gerais, Brazil and ³Department of Animal Biology, Federal University of Viçosa, Viçosa, 36570-000, Minas Gerais, Brazil

Abstract

Schistosomiasis and malnutrition are often overlapped in poor communities, resulting in disproportionately high mortality rates. Currently, fragmented data make it difficult to define the relationship between diet and schistosomiasis. Thus, we systematically review the preclinical evidence on the impact of diet in *Schistosoma mansoni* infection. From a structured search, we recovered 27 original articles. All studies used mice and most of them investigated hypo-proteic (70.37%), hyperlipidic (22.22%) or vitamin-deficient (7.41%) diets. Diets based on carbohydrate, zinc or milk supplementation were investigated at a reduced frequency (3.70% each). Hypoproteic diets attenuated parasitic load and granulomatous inflammation, but also reduced host resistance to *S. mansoni* infection, determining higher mortality rates. By stimulating steatohepatitis, parasitic load and granulomatous inflammation, hyperlipidic diets increase organ damage and mortality in infected animals. Although a high-sugar diet and vitamin restriction potentiate and zinc supplementation attenuates *S. mansoni* infection, the current evidence for these diets remains inconclusive. Analysis of methodological quality indicated that the current evidence is at high risk of bias due to incomplete characterization of the experimental design, diet composition and treatment protocols. From the bias analysis, we report methodological limitations that should be considered to avoid systematic reproduction of inconsistent and poorly reproducible experimental designs.

Introduction

Schistosomiasis mansoni is a tropical neglected disease caused by the trematode parasite *Schistosoma mansoni* (Gryseels, 2012; Colley *et al.* 2014). Schistosomiasis has high incidence and prevalence in tropical and subtropical areas, mainly in African, Middle Eastern, Caribbean, South and Central American countries (WHO, 2017). In these endemic areas, schistosomiasis is a public health problem, especially due to its close correlation with low socioeconomic development, poor sanitation and restricted access to formal health services (Balén *et al.* 2013). About 249 million people are infected worldwide, and 780 million are at risk of infection by parasites of the genus *Schistosoma* (Pinto-Almeida *et al.* 2016; WHO, 2017). Estimates show that at least 218 million people required treatment for schistosomiasis in 2015, and at least 90% of those live in Africa (WHO, 2017).

People become infected by *S. mansoni* when larval forms of the parasite released by freshwater snails (intermediary host) penetrate the skin of the definitive host (humans) during contact with contaminated water (WHO, 2017). Transmission occurs when people with schistosomiasis excrete feces containing parasite eggs in water, which hatch and release new larval forms. In the definitive host, the larvae migrate to the mesenteric blood vessels and develop into adult male and female worms, releasing eggs (Gryseels, 2012; Adenowo *et al.* 2015). As a consequence of egg-induced pathology, schistosomules and also *S. mansoni* eggs can spread throughout the host organism through porta-caval shunts, inducing immune-mediated progressive damage in multiple organs, especially lungs (Wilson, 1990, 2009).

Schistosomiasis mansoni presents a long-term evolution, being usually asymptomatic or having mild clinical manifestations in the initial phases. However, throughout disease progression and chronification, infected individuals can develop multiple organ injuries, especially in the spleen, lungs, intestine and liver (Alencar *et al.* 2012; Goes *et al.* 2012). Hepatic damage is the most serious pathological event triggered by *S. mansoni*, which is characterized by intense granulomatous inflammation in response to parasite eggs, periportal fibrosis, portal hypertension, gastrointestinal bleeding and frequently death (Negrão-Corrêa *et al.* 2014). Hepatosplenomegaly is common in advanced cases and is frequently associated with hypertension of abdominal blood vessels and ascites (Colley *et al.* 2014; Inobaya *et al.* 2014; WHO, 2017). The disease is responsible by high rates of morbidity and mortality, causing the

death of about 10 100 people in the year 2016 (GBD 2016 Causes of Death Collaborators, 2017).

Due to precarious basic sanitation, schistosomiasis affects mostly poor and rural communities (Pinto-Almeida *et al.* 2016). In most cases, people are infected during agricultural, domestic and recreational activities, which expose them to water containing parasite larvae. Communities become even more vulnerable due to lack of information on disease transmission and inadequate hygiene habits (WHO, 2017). This vulnerability seems to be reinforced by nutritional status, especially considering that people living in several poor endemic areas for schistosomiasis are also often exposed to inadequate alimentary habits or even food shortages (Adenowo *et al.* 2015). This condition is particularly dangerous for children, since the impact of both schistosomiasis and malnutrition is additive and/or synergistic, causing marked weight loss, severe anaemia, reduced ability to learn and delayed cognitive development (Mekonnen *et al.* 2014).

The impact of the association between diet composition and schistosomiasis on disease physiopathology and progression is systematically neglected and poorly understood. Although underestimated, there is evidence that in economically disadvantaged populations, reduced food availability and/or multi-deficient diets (i.e. protein-energy malnutrition and micronutrient deficiencies) are more a rule than an exception (Katona and Katona-Apte, 2008; Mekonnen *et al.* 2014). Nutritionally adjusted dietary intake is a basic requirement for the maintenance of a balanced general health status, with pivotal impact on immunological system function (Coutinho *et al.* 2010; Zapatera *et al.* 2015). There is evidence that macronutrient (especially proteins) and micronutrient (i.e. vitamins A, C and E; minerals zinc, iron and iodine) deficiencies are closely correlated to poor growth, impaired intellectual development, increased susceptibility to diseases and risk of death (Calder, 2013; Czerwonogrodzka-Senczyna *et al.* 2016). Considering that adequate macronutrient and micronutrient availability is essential to immune cells' development (proliferation and differentiation), antigen recognition, activation and expression of cellular and humoral effector phenotypes, deficient diets represent a potential environmental risk for infectious diseases (Krawinkel, 2012; Calder, 2013). Reciprocally, these diseases have also proved to be important risk factors for malnutrition development and progression, aggravating organic deterioration associated with the infection (Katona and Katona-Apte, 2008; Coutinho *et al.* 2010; Da Silva *et al.* 2012).

Faced with the devastating impact of schistosomiasis worldwide and the frequent overlap of malnutrition in endemic areas, there is a limited number of initiatives investigating the impact of malnutrition and diet composition on schistosomiasis evolution and severity. Due to ethical implications, the scarce evidence on the relationship between schistosomiasis and dietary composition in humans is based mainly on observational clinical–epidemiological studies (Mekonnen *et al.* 2014; Munisi *et al.* 2016), in which the nature of the methodological design (i.e. limited internal and external control) impairs understanding of the pathophysiological mechanisms underlying this interaction. Furthermore, the external validity (generalizability) of these studies is an additional limiting factor determined mainly by the dynamic behaviour of dietary habits, which presents a highly variable spectrum in different populations (Corbett *et al.* 1992; Ferreira and Coutinho, 1999). Conversely, due to the rigorous control of dietary strategy (i.e. centesimal composition and availability), experimental models [animals (susceptibility *vs* resistance to infection) and parasite strain (virulence *vs* pathogenicity)], *in vivo* preclinical models have provided a valuable contribution to broadening the understanding of how diet composition and malnutrition interfere in the time course for the development of infectious diseases (Oliveira *et al.* 2004; Barros *et al.* 2014).

Although there are studies relating diet composition and schistosomiasis (Goes *et al.* 2012; Barros *et al.* 2014), fragmented data hinder clear definition of the evidence accumulated, the main research barriers in the area and what strategies should be considered to advance the understanding of this interaction. Thus, this study was designed to systematically review the *in vivo* preclinical evidence on diet composition and schistosomiasis mansoni. Beyond delimiting the experimental models of schistosomiasis, dietary strategies and their relevance (internal consistency), as well as the main pathological processes of schistosomiasis modulated by dietary macro- and micronutrients, this review also evaluated the methodological quality of current evidence, pointing out the main sources of bias.

Methods

Retrieval of research records

The systematic review was carried out according to the guideline PRISMA (Preferred Reporting Items for Systematic Reviews and Meta-analyses) (Moher *et al.* 2009). The PubMed-MEDLINE, Web of Science and Scopus databases were used to search for original research articles that investigated the effect of diets on the development of schistosomiasis mansoni in experimental animal models. We outlined a comprehensive search strategy for the retrieval of all relevant studies based on two integrated steps: (i) primary search from electronic databases, and (ii) secondary search for additional studies in the reference lists of all relevant studies identified in the primary search. For all databases, the search filters were constructed in three complementary levels: (i) animals, (ii) disease (schistosomiasis) and (iii) dietary strategy. Search filters were initially developed for PubMed by combining standardized descriptors and MeSH (Medical Subject Headings, www.ncbi.nlm.nih.gov/mesh) command to retrieve indexed studies. The command TIAB (title and abstract) was also applied to identify recently published records still in the indexing process. To detect *in vivo* preclinical studies in PubMed, a standardized animal filter was applied (Hooijmans *et al.* 2010). The same search filters used for disease and diet were adapted for Scopus and Web of Science. Another animal filter was created for the Web of Science research, and the own Scopus animal filter [keyword – animals (limit to)] was used in this database.

Specific pathological outcomes were intentionally omitted from our search filters to enhance the search sensitivity [designed to find as many relevant papers as possible, often at the cost of much 'noise' (much time consumed by screening numerous irrelevant studies)] rather than specificity (designed to find a small set of highly relevant papers, with the risk of omitting numerous relevant papers) (Jenkins, 2004). The complete search strategy is described in online Supplementary Table S1. No chronological or language limits were applied in the search strategy. All studies identified and published until March 31, 2017 (research date) were included in the systematic review.

Screening for relevant records

Records retrieved in all databases were overlaid and sorted for duplicate removal by comparing the authors, title, year and journal of publication. After the initial screening, all potentially relevant studies were evaluated in full text for eligibility according to well-defined inclusion and exclusion criteria. Only original studies investigating the effect of dietary interventions on the development of schistosomiasis in animal models were included. Studies exclusively investigating *in vitro* systems, dietary effects on the parasite only, studies analysing multiple infections or testing parameters that do not involve parasitological outcomes, studies without full

text available, and secondary studies (i.e. literature reviews, letters to the editor, commentaries and editorials) were excluded. Eligibility was independently analysed by the researchers, and disagreements were resolved by consensus. The lists of references of each relevant study identified from all databases were manually screened for additional papers (Pereira *et al.* 2017).

Studies characteristics and data extraction

Considering comprehensive descriptions of the research models, data extraction was based on important methodological requirements for preclinical studies described previously (Pereira *et al.* 2017). Thus, we constructed synthesis admitting different descriptive levels as follows: (i) publication characteristics: authors and publication year; (ii) characteristics of the animal models: species, lineage, sex, age and weight; (iii) model of schistosomiasis: disease induction (i.e. parasite strain, inoculum); (iv) diet model: diet composition (i.e. nutrients and energy content), duration, frequency and administration form; and (v) main measure outcomes (i.e. parasitic load, immunological markers, histopathological findings and mortality).

Bias analysis

Analysis of the reporting quality was performed considering methodological items reported in *Animal Research: Reporting of*

In Vivo Experiments guidelines (Kilkenny *et al.* 2010). Reporting quality was evaluated by complete screening of all manuscript sections (abstract to acknowledgements and funding) to evaluate the completeness of the scientific report (Pereira *et al.* 2017). Bias criteria were based on short descriptions of essential study characteristics such as experimental procedures, ethical statement, sample size, animal allocation, randomization, experimental concealment, statistical methods, baseline data and generalizability. Adherence to the individual quality criteria and overall mean adherence were expressed as absolute and relative values (Pereira *et al.* 2017).

Results

Characteristics of publications

From 614 records identified in all electronic databases, 27 relevant studies were recovered in full text (primary search: 25; secondary search: two) and included in the systematic review (File S1). The filters applied in each database and the flowchart indicating the search structure are shown in online Supplementary Table S1 and Fig. 1, respectively. Most studies identified (74.08%, $n = 20$) originated from South America (all from Brazil), followed by four studies (14.82%) from North America (United States), two studies (7.4%) from Asia (India and Saudi Arabia) and one study (3.7%) from Africa (Egypt).

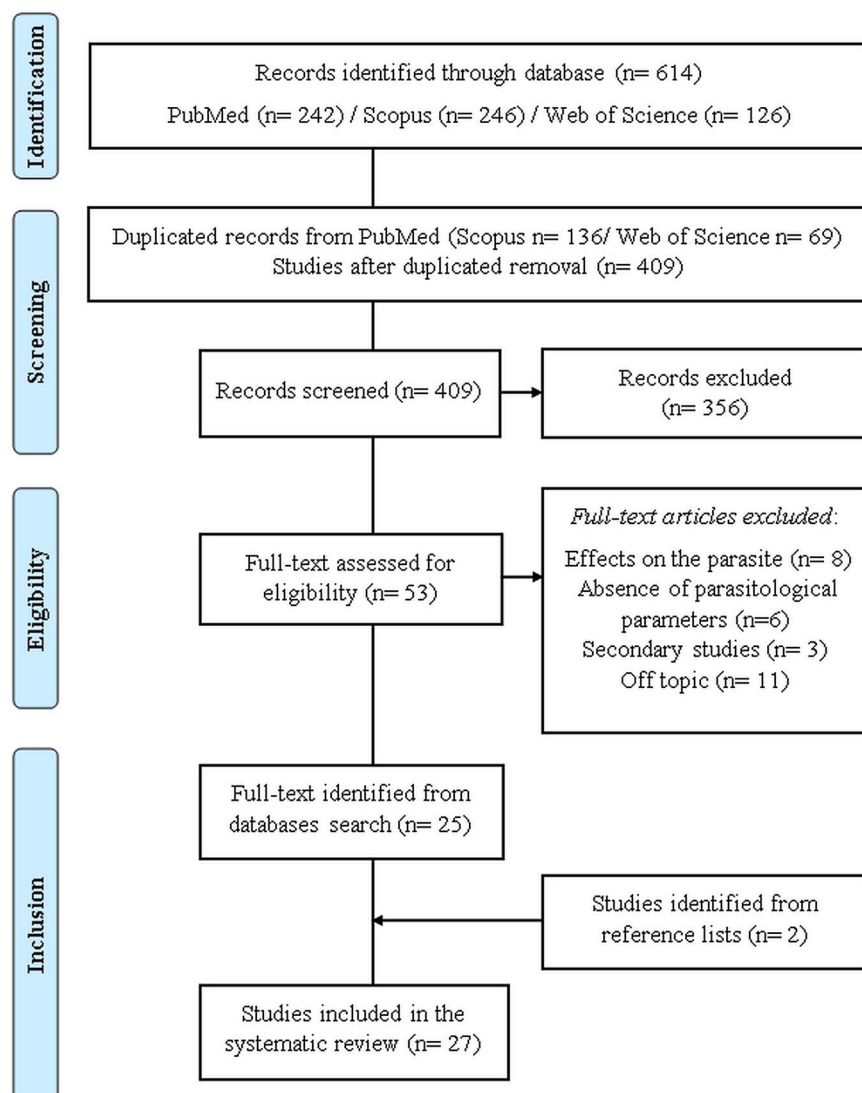


Fig. 1. Flow diagram the systematic review literature search results. Based on PRISMA statement 'Preferred Reporting Items for Systematic Reviews and Meta-Analyses' (www.prisma-statement.org).

Characteristics of experimental animals

As shown in online Supplementary Table S2, all studies used mice (100.00%, $n = 27$) as the animal model. Rats or guinea pigs were additionally used in two studies (3.70%, $n = 1$ each). Swiss mice (92.6%, $n = 25$) was the main lineage used, and only one paper (1.35%) omitted this information. The proportion of animal sex was 44.45% female ($n = 12$), 29.63% male ($n = 8$) and 14.81% both ($n = 4$). Only three studies omitted the animals' sex (11.11%). The animals' age ranged from 5 to 56 days, but this variable was neglected in nine studies (33.33%). The animals' weight ranged from 8 to 20 g in mice, 50 to 70 g in rats and 200 g in guinea pigs. This parameter was not reported in 13 (48.15%) studies (online Supplementary Table S2).

Characteristics of dietary strategies

As indicated in online Supplementary Table S2, hypoproteic diets (70.37%, $n = 19$), followed by hyperlipidic diets (22.22%, $n = 6$) and vitamin-deficient diets (7.41%, $n = 2$), were the main dietary models used. High-carbohydrate diet, zinc supplementation and diets containing camel milk were investigated at a reduced frequency (3.70%, $n = 1$ each). Moderated protein restriction (5–10% protein) was most frequent (63.16%, $n = 12$), followed by severe (below 5%) protein restriction (21.05%, $n = 4$) or a combination of both dietary strategies (15.79%, $n = 3$). Twenty-nine per cent lipids were used in all hyperlipidic diets. The nutritional composition of the control diet was reported in only 24 studies (88.88%), of which 14 (58.3%) chose balanced commercial diets for rodents with 20–28% protein, 50–60% carbohydrate and 12–14% lipid. Dietary strategy was administered between 2 and 41 weeks. *Ad libitum* dietary intake was more frequent (77.78%, $n = 21$) and only studies on protein restriction controlled dietary intake. In these studies, dietary intake was similar in infected and uninfected groups, but protein restriction determined loss of body mass or reduction of body mass gain.

Characteristics of *S. mansoni* infection

As shown in online Supplementary Table S2, BH (51.85%, $n = 14$), followed by SLM (11.11%, $n = 3$), Egyptian or Puerto Rican (7.40%, $n = 2$ each), Paulista-PE, L and SL Brazilian (3.70%, $n = 1$ each) were the *S. mansoni* isolates used. Only four studies did not report the parasite isolates. Most of the studies (92.59%, $n = 25$) used 22–450 cercariae in the models of schistosomiasis. *Schistosoma mansoni* eggs (1000–10 000) inoculated intravenously or intraperitoneally were reported in only two studies (7.41%). Percutaneous (68%, $n = 12$) and subcutaneous (24%, $n = 6$) were the main inoculation routes. Seven studies (28%) did not report this information, and the period of infection ranged from 5 to 36 weeks (online Supplementary Table S2).

Main outcomes

Detailed quantitative and qualitative parasitological, immunological and histopathological parameters and mortality rates extracted from each study reviewed are described in online Supplementary Tables S3 and S4. Table 1 and Fig. 2 summarize the data considering the sets of studies investigated. Histopathological data were consistently described (85.2%, $n = 23$), whereas parasitological parameters were poorly analysed (44.4%, $n = 12$). Immunological and/or biochemical data were evaluated in 17 studies (63%).

In general, hypoproteic diets increased mortality and reduced parameters such as anti-*S. mansoni* antibodies (i.e. IgG subclasses) and cytokine levels (i.e. transforming growth factor (TGF) β -1, interferon (IFN)- γ ; interleukin (IL)-5); oviposition and egg

Table 1. Summary of the impact of different dietary strategies on the development of parasitological, immunological, biochemical and histopathological parameters in animal models of schistosomiasis mansoni. Data stratified by study are detailed in online Supplementary Table S2

Diets	Effect ^a	Measure outcomes ^a
Low-protein ($n = 18$) ^a	Reduction	Inflammation; number and size of granuloma; liver and spleen size; hepatic fibrosis; parasitaemia; serum albumin and haematocrit; IgG1, IgG2 and IgG3 antibodies levels; TGF β -1, IFN- γ ; IL-5; collagen levels
	Increase	Mortality
High-fat ($n = 6$) ^a	Increase	Hepatic steatosis; spleen and liver hypertrophy and inflammation; parasitic load; cholesterol and triglycerides levels; hepatic regeneration areas
High-sugar ($n = 1$)	Increase	Parasitic load; number of granuloma
Zinc supplementation ($n = 1$) ^a	Reduction	Number and size of granuloma; parasitic load; ALT and AST activities
Camel milk ($n = 1$) ^a	Reduction	Parasitic load
	Increase	Glutathione S-transferase activity
Vitamin restriction ($n = 2$)	Profile variable ^b	Number and size of granuloma

AST, aspartate aminotransferase; ALT, alanine aminotransferase.

^aThe effects associated to each measure outcome were reported in the original papers as statistically different compared with schistosomotic animals receiving control diets.

^bVariable profile: indicated an erratic behaviour of each measure outcome. Similar outcomes in groups receiving modified diet and those treated with standard diet (control) were suppressed.

viability; number of worms and eggs in the tissues (parasitic load); size and numerical and volumetric density of granulomas; liver and spleen hypertrophy, fibrosis and inflammatory infiltrate, and haematocrit and albumin serum levels. Conversely, granuloma formation (i.e. size and number of granulomas) was not influenced by hyperlipidic and vitamin-deficient diets. Oviposition, egg viability and accumulation in hepatic tissue, liver and spleen inflammatory infiltrate, hepatosplenomegaly, hepatic steatosis, serum cholesterol, and their fractions were increased by hyperlipidic diets. A high-sugar diet increased the parasitic load and the number of granulomas. Zinc supplementation reduced the number and size of granulomas, parasitic load, aspartate aminotransferase (AST), and alanine aminotransferase (ALT) activities in serum. Diets containing camel milk caused reduction in parasitic load and increased glutathione S-transferase activity (Table 1, and online Supplementary Tables S3 and S4).

The animals' mortality was reported in only six studies (21.4%). Severe (<5% protein) and moderated (5–10% protein) protein-restricted diets determined 31–45.2% and 35–48.07% mortality, respectively, whereas control diets (20–25% protein) were associated with 29–45% mortality. Only one study reported 30% mortality in animals receiving a hyperlipidic diet (29% lipids), compared with 10% mortality in groups treated with a standard diet (12% lipids) (Table 1, and online Supplementary Tables S3 and S4). Considering all evidence available, Fig. 2 shows an integrated model that relates the impact of dietary strategies on primary (parasitic load and mortality) and secondary measure outcomes (immunological, biochemical and histopathological) in schistosomiasis.

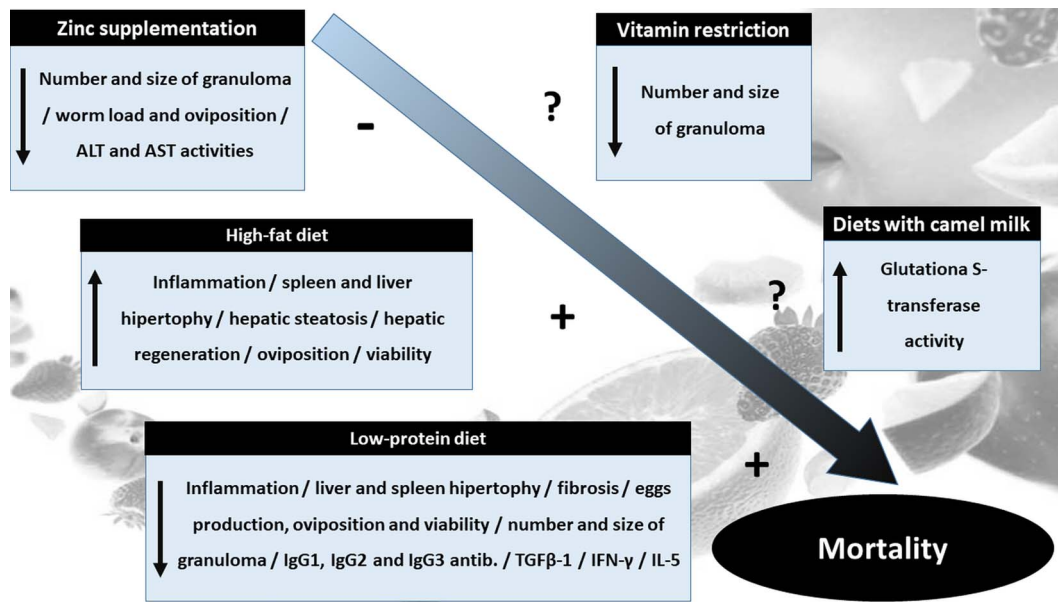


Fig. 2. *In vivo* preclinical evidence of the impact of different dietary strategies on parasitological, immunological, biochemical and histopathological parameters in animals infected by *Schistosoma mansoni*. The main diagonal arrow indicated the primary measure outcome. Black arrows in each box indicates the effect direction for each accessory outcome. (–) Mitigates and (+) stimulates mortality. (?) Uncertain impact on parasitemia and mortality (insufficient data).

Methodological bias

The reporting bias stratified domains are detailed in online Supplementary Table S5 and summarized in Fig. 3. None of the studies fulfilled all methodological criteria, and the mean quality score of all studies reviewed was $65.43 \pm 7.76\%$. Twelve studies (44.44%) did not reach the mean score (Fig. 3). Considering individually each criterion analysed, none of the studies reported information such as experimental blindness, a rational basis for the number of animals and details of the sample size calculation. Criteria such as control of dietary availability during the experiment, use of standardized diet guidelines, husbandry conditions, details of animals' allocation to experimental groups, records of food intake, number of animals in each group included in each analysis, information regarding mortality, comments on the study limitations and comments on how the findings are likely to translate to other species or relevance to human biology were addressed in <50% of all studies. Six or fewer studies reported the control of dietary availability at baseline or during the experimental period (21.4%, $n = 6$), use of standardized diet guidelines (14.3%, $n = 4$), details on animals' allocation (i.e. randomization) ($n = 3$, 10.7%) and information regarding animals' mortality (21.4%, $n = 6$) (online Supplementary Table S5).

Discussion

Our findings indicate that the studies investigating the impacts of dietary strategies on schistosomiasis mansoni were concentrated in endemic areas, especially in South American and African countries. The marked concentration of studies in developing areas was expected and coherent with the epidemiological profile of schistosomiasis and malnutrition (Munisi *et al.* 2016). In endemic countries, schistosomiasis and malnutrition are closed correlated to high morbidity and mortality rates (Corbett *et al.* 1992; Adenowo *et al.* 2015). Furthermore, the overlapping of *Schistosoma* infections and malnutrition is an objective reality in these areas (Ferreira and Coutinho, 1999; Coutinho *et al.* 2010). Thus, investigations on the impact of the interaction between infection and malnutrition have major relevance, which is reinforced by the current national and international initiatives to control

schistosomiasis transmission and malnutrition persistence in Latin-American (Weisstaub *et al.* 2014; Zoni *et al.* 2016) and African countries (Munisi *et al.* 2016; Mitra and Mawson, 2017; WHO, 2017).

Although the studies included in this review show wide methodological variability, some points of convergence were observed. Mice were the main animal model used for the study of schistosomiasis. Mice are highly susceptible to *S. mansoni* and develop similar pathophysiological characteristics to human infection, including systemic immunological response, granulomatous inflammation and portal hypertension (Abdul-Ghani and Hassan, 2010; Machado-Silva *et al.* 2010; Alves *et al.* 2016). These animals present low cost, fast reproduction cycles, and easy maintenance and handling in the laboratory (Moran *et al.* 2016). For similar reasons, mice are organisms systematically applied in studies involving dietary interventions (Coutinho, 2004; Oliveira *et al.* 2004). In addition to reducing costs by preparing reduced volumes of experimental diets compared with studies with larger animals (e.g. rats, rabbits and dogs), the effect of experimental diets usually manifests faster in relation to the human condition, allowing more controlled and careful analysis of the outcome measures, including alimentary safety (Vandamme, 2015; Chalvon-Demersay *et al.* 2017).

Despite the advantages of mice models, the host's genetic background should be considered to interpret the preclinical findings (Festing, 2016). In most studies included in the review, outbred mice (*Swiss* lineage) were used. There is evidence that the broad genetic variability of different mice species and lineages is closely correlated to host susceptibility and/or resistance to infection (Dajem *et al.* 2008; Alves *et al.* 2016). Genetic background is equally relevant in animal models exposed to dietary interventions, especially considering the heterogeneity in metabolic phenotypes (Machado-Silva *et al.* 2005; Van de Vijver *et al.* 2006). Due to genotype homogeneity and similar phenotypic characteristics, inbred mice present advantages over outbred animals, such as better experimental control and reproducibility of pathological manifestations, especially the immunological responses that mediate host–pathogen interactions (Pérez *et al.* 2014; Pereira *et al.* 2017). However, outbred mice strains remain highly relevant to investigate human infections, especially considering the genetic

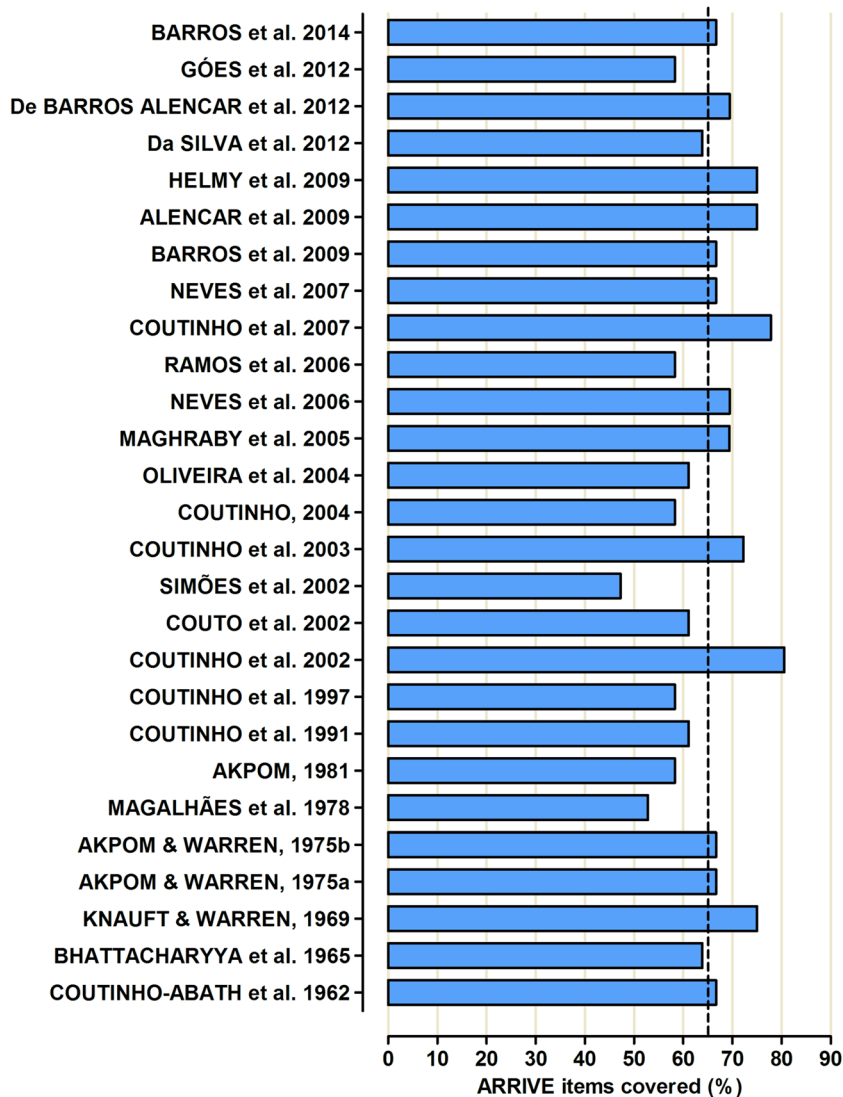


Fig. 3. Analysis of methodological bias (reporting quality) stratified by domains for each study included in the review. The dotted line indicated the mean quality score (%). The complete bias analysis stratified by domains and items evaluated is presented in online Supplementary Table S5.

variability of humans and the broad spectrum of pathological manifestations observed in clinical settings (Coutinho *et al.* 2003; Goes *et al.* 2012).

In this review, while female animals were often used in models testing hyperlipidic diets (Alencar *et al.* 2009, 2012; Da Silva *et al.* 2012), males were used mainly to investigate dietary strategies based on protein manipulation (Couto *et al.* 2002; Ramos *et al.* 2006; Coutinho *et al.* 2007). Female mice have been used since they exhibit a more resistant phenotype against metabolic changes induced by the lipid-rich diet compared with males (Pettersson *et al.* 2012). Under hyperlipidic diet exposition, female mice expanded Treg cell population and develop an anti-inflammatory environment in the intra-abdominal adipose tissue, whereas males manifest early adipose tissue inflammation, glucose intolerance, pancreatic islet hypertrophy and peripheral insulin resistance (Pettersson *et al.* 2012). In murine *S. mansoni* infections, it appears that female mice develop a higher burden of worms and present higher mortality than male mice (Eloi-Santos *et al.* 1992). Apparently, this reduced susceptibility to infection in males is related to high testosterone levels, which attenuates the development of immature schistosomules (Nakazawa *et al.* 1997). However, the relationship between sex hormones and *S. mansoni* infection is poorly understood, requiring further investigations. As observed in this review, use of a standardized animal sex is a valuable methodological strategy to reduce the variability in outcome measures, with direct impact on the internal (cause-

effect relationship) and external (generalizability) validity of pre-clinical research (Coutinho *et al.* 2003).

Animals of various ages and weights were used in the experimental models. However, this information was often under-reported, hindering the studies' reproducibility. Most studies used young animals (about 21 days and 15 g). Animals' age exerts important influence on host metabolism (Korou *et al.* 2013) and response to infectious diseases (Colditz *et al.* 1996; Yole *et al.* 2006). There is evidence of an age-dependent susceptibility to metabolic diseases induced by environmental factors, including diet composition (Korou *et al.* 2013). Considering that very young animals do not achieve complete metabolic development (Jackson *et al.* 2017) and that very old animals exhibit accumulation of metabolic disturbances (Goldsworthy and Potter, 2014), animals of extreme ages should be used with caution, especially in cases in which the impact of age is objectively analysed (Korou *et al.* 2013). In young animals, incomplete immunological development hinders pathogen control, favouring pathogen replication, parasitism, organ damage and host mortality (Colditz *et al.* 1996). Conversely, with increasing age the immunological defences become more efficient to resist infection, especially due to the increased population, phenotypical diversity and activity of immune cells (Speziali *et al.* 2010). Thus, it was clearly reported that younger mice in the pre-pubertal period (24–25 days of age) are more susceptible to *S. mansoni* than those in the post-puberty phase (9–15 weeks of age) (Yole *et al.* 2006). In preclinical models

of schistosomiasis, use of young animals is not unrealistic, especially considering that the chronic phase of infection develops over 12–18 weeks after parasite inoculation in mice, a period necessary for granuloma organization and development of liver pathology (Alencar *et al.* 2009). As dietary intervention is also a primary target of analysis, use of younger animals can be more realistic, since the effects of dietary composition can be analysed from well-stabilized schistosomiasis models with minor interference of an intense host response against *S. mansoni* infection, as observed in older animals (Burns, 2004; Speziali *et al.* 2010).

The parasite inoculum and biological characteristics, such as species and isolates, are also related to the severity of infectious diseases, especially due to divergent profiles of infectivity, virulence and pathogenicity (Davies *et al.* 2002). The studies analysed presented a great variability in inoculum size and time of infection, representing an important indicator of heterogeneity among the preclinical models. Clear examples are the studies developed by Bhattacharyya (1965) and Akpom and Warren (1975), in which infections induced by 22 and 450 cercariae were accompanied for 28 and 36 weeks, respectively. Although this variability in dataset determines a negative impact on external validity of the current evidence, the internal validity of the individual studies was preserved, since parasitological and histopathological changes of schistosomiasis was clearly demonstrated in all experimental models reported.

As expected, the studies analysed used heterogeneous *S. mansoni* isolates in the models of schistosomiasis, an aspect related to the wide variability of geographical origins in which these isolates were obtained. There is evidence that *S. mansoni* isolates from the same or different geographic areas may show differences in egg production, immunogenicity and pathogenicity (Saoud, 1966; Shalaby *et al.* 2011). These manifestations are also associated with the genetic variability of each *S. mansoni* isolate, which regulates several factors that determine parasite resistance to host-defence mechanisms (e.g. antioxidant enzymes, heat shock proteins, complement inhibitory proteins) (Incani and Cesari, 2001; Theron *et al.* 2014). Considering the parasite origin, the Brazilian BH isolate was mainly used, a characteristic aligned with the geographic regions in which the studies were developed (Coutinho *et al.* 2003, 2007; Barros *et al.* 2009, 2014). However, the selection of *S. mansoni* isolates was not restricted to geographic origin, but also coherent with the construction of consistent schistosomiasis models, especially based on classic organ damages such as granulomatous inflammations (Coutinho, 2004; Neves *et al.* 2007).

The preclinical relevance of the BH isolate was reported by Incani and Cesari (2001), who indicated that this isolate is associated with higher infection rates in mice, effective induction of granulomas, intense *S. mansoni* egg production and elimination through feces (YT and SM isolates). Another study showed that mice infected with the Puerto Rico isolate showed a higher distribution of eggs in the liver than different parasite isolates (BH, SL, Ba and Mw) (Anderson and Cheever, 1972). On the other hand, in a comparative study with the Feira de Santana-BA isolate, the Puerto Rico lineage was also highly relevant to induce schistosomiasis, demonstrating similar results in the number of pulmonary schistosomules, recovery of worms from the portal system, number of eggs per gram of liver and intestine, histopathological lesions and mortality (Andrade and Sadigursky, 1985). Although different *S. mansoni* isolates behave differently in preclinical models, it remains unclear to what extent these patterns are similar in human infections (Cheever *et al.* 2002). Human infections often occur from heterogeneous parasites, inoculum and time of evolution; aspects linked to variable profiles of morbidity and mortality (Abdul-Ghani and Hassan, 2010). Since these aspects are difficult to control in human contexts, preclinical models remain highly relevant to improve understanding of host–

pathogen interaction, as well as the impact of environmental factors on schistosomiasis evolution (Lopes *et al.* 2006).

Considering the dietary strategies investigated, most studies used commercial diets, an aspect potentially related to the high palatability and low cost compared with purified diets (Svendsen *et al.* 2012). However, purified diets are more likely to ensure adequate study reproducibility and macro- and micro-nutrient control (Barnard *et al.* 2009). Thus, diets based on recommendations of the American Institute of Nutrition (AIN-93) would be the best choice (Reeves *et al.* 1993). Additionally, most studies included in the review applied *ad libitum* dietary intake, which was accompanied by under-reported or questionable monitoring methods. Food intake exerts a relevant impact on outcome measures, since it is directly related to the metabolic load imposed on the animal model (Moraal *et al.* 2012). Thus, more rigorous control of food intake is a relevant strategy to minimize potential experimental bias related to physiological and behavioural factors (Leidy and Campbell, 2011). Adequate dietary intake (quantity and quality) is an important factor in susceptibility to infections (Corbett *et al.* 1992; Calder, 2013; Mekonnen *et al.* 2014; Zapatera *et al.* 2015). Thus, both *S. mansoni* and malnutrition modulate the host's immune system, with direct effect on parasite development and disease progression (Oliveira *et al.* 2004; Neves *et al.* 2006).

Despite the dietary strategy, the studies evaluated mainly the granuloma formation, hepatic fibrosis, parasitic load and mortality. Furthermore, more than half of the studies analysed the impact of protein-restricted diets (5 and 10% of protein) on schistosomiasis. From these protein levels, the research initiatives coherently attempt to simulate the most common dietary deficiencies identified in human populations in endemic areas (Coutinho *et al.* 1991, 2007; Oliveira *et al.* 2004; Ramos *et al.* 2006). In general, the hypoproteic diets investigated attenuated organ damage induced by *S. mansoni* infection, reducing oviposition and egg viability (Akpom and Warren, 1975; Barros *et al.* 2014); parasitic load (Knauft and Warren, 1969; Coutinho *et al.* 1997); size, number and volumetric density of granulomas (Coutinho, 2004; Coutinho *et al.* 2007; Barros *et al.* 2009); liver and spleen hypertrophy, fibrosis and inflammatory infiltrate (Coutinho-Abath *et al.* 1962; Barros *et al.* 2009, 2014). As dietary intake was similar in infected and uninfected groups, the hosts' appetite was not affected by diet manipulation of infection. Thus, protein restriction, but not differences in food intake was potentially related to the pathological findings identified. Interestingly, we clearly identified that despite attenuation in organ damage, infected animals exposed to protein restriction also exhibited higher mortality rates than control animals. As previously suggested (Ferreira and Coutinho, 1999; Coutinho *et al.* 2002; Barros *et al.* 2014), this finding indicated that both infection development and host defences are equally and adversely affected by malnutrition. As infection and malnutrition determine marked organic debility, it is evident that both conditions interact to determine more severe clinical outcomes, especially disproportionately high morbidity and mortality rates (Ferreira and Coutinho, 1999; Barros *et al.* 2014).

Additionally, *S. mansoni*-infected animals treated with hyperlipidic diets (29% lipids) were the second experimental models most investigated. From these models, oviposition, egg viability and accumulation in hepatic tissue (Alencar *et al.* 2009), liver and spleen inflammatory infiltrate (Da Silva *et al.* 2012), hepatosplenomegaly (Alencar *et al.* 2009; Da Silva *et al.* 2012), hepatic steatosis (Neves *et al.* 2006, 2007), serum cholesterol and their fractions (Neves *et al.* 2006, 2007; Alencar *et al.* 2009, 2012) were consistently increased by hyperlipidic diets. Long-term, high-fat diets are associated with negative repercussions on hepatic function, especially due to the development of liver steatosis,

steatohepatitis and fibrosis (Neves *et al.* 2006, 2007; Picchi *et al.* 2011). Previous studies indicate that high-fat diets reduced immunocompetence by impairing lymphocytes' responsivity against microbial antigens (Crevel *et al.* 1992; Strandberg *et al.* 2009). Impairment of innate immune functions in mice fed a high-fat diet was also reported as an important cause of increased mortality during sepsis. In these animals, aside from exacerbated production of the pro-inflammatory cytokine IL-1 and increased levels of macrophages in adipose tissue, the proportion and function of granulocytes and production of reactive oxygen species were reduced (Strandberg *et al.* 2009). Although disturbances in innate and acquired immunological mechanisms are potentially related to increased tissue damage and mortality rates in schistosomiasis, the extent to which high-fat diets modulate the immune response and reduce host resistance to *S. mansoni* infection is still unclear, requiring further investigations.

Additional diet models based on carbohydrate, zinc and milk supplementation as well as vitamin restriction were also investigated. From a single study, the animals submitted to a high-sugar diet showed an increased parasitic load and number of granulomas (Magalhães *et al.* 1978). Conversely, zinc supplementation reduced the number and size of granulomas, parasitic load, and AST and ALT activities in serum, indicating lower severity of liver damage (Helmy *et al.* 2009). Similarly, diets containing camel milk caused reduction in parasitic load and increased glutathione S-transferase activity (Maghraby *et al.* 2005). Due to the restricted number of studies, the high variability of experimental designs, and the important sources of methodological bias identified (e.g. absence of experimental blindness, randomization, standardized diet guidelines and control of diet intake), the preclinical evidence for these diets is still fragile and inconclusive. As these studies investigated a limited number of measure outcomes, such as parasitic load, mortality and histopathological damage, the mechanistic basis relating diet and schistosomiasis was not addressed. Thus, more comprehensive and controlled studies are required to elucidate the real impact of carbohydrates, minerals and vitamins on *S. mansoni* infection.

In clinical and preclinical studies, methodological consistency should be considered to properly interpret the evidence available (Landis *et al.* 2013; Bara and Joffe, 2014). Surprisingly, none of the studies analysed fulfilled all methodological criteria, presenting variable methodological scores without a temporal influence (year of publication). This finding indicated that reporting bias has been systematically reproduced through the research process, despite advances in regulatory strategies to stimulate accurate preclinical research (Sena *et al.* 2007; Landis *et al.* 2013). The main neglected aspects were experimental blindness, control of dietary availability and food intake, use of standardized diet guidelines, animals' allocation, number of animals included in each analysis, mortality rates, comments on the study limitations and on generalizability to human biology. All these methodological constructs are essential in preclinical studies, and when under-reported they are important sources of bias that impair the studies' reproducibility and the quality of evidence (Kilkenny *et al.* 2009; Lapchak *et al.* 2013). As these methodological constructs are easily adjustable, designing more consistent and reproducible protocols aligned with acceptable internal validity is a feasible task in future research initiatives. For this purpose, there are several guidelines on the experimental design and the main aspects that should be reported when animal research data are publicly disclosed, such as the Approach Collaborative for Meta-Analysis and Review of Animal Data from Experimental Studies (CAMARADES; www.camarades.info) and the Systematic Review Center for Laboratory Animal Experimentation (SYRCLE; www.SYRCLE.nl).

Our findings indicate that the research initiatives relating dietary composition and schistosomiasis were originated mainly from

poor endemic counties, in which *S. mansoni* infection and malnutrition are objective realities with broad socioeconomic impact. In general, although hypoproteic diets attenuate parasitic load and granulomatous inflammation, low protein content was also associated to higher mortality rates. Conversely, hyperlipidic diets and *S. mansoni* infection exhibit a synergistic interaction, potentiating organ damage and mortality rates, which are closely correlated with intense steatohepatitis, parasitic load and granulomatous inflammation. Although high-sugar diets and vitamin restriction potentiate and zinc supplementation attenuates *S. mansoni* infection, the current evidence for these diets is inconclusive, since it is based on just a few studies with limited methodological adequacy. Although the studies adopt consistent infection models in mice to report results from dietary strategies, report quality analysis has suggested that current evidence is at high risk of bias. The incomplete characterization of animal models, experimental groups, diet composition and treatment protocols, outcome measures, and mechanistic approaches were the main sources of bias. Together with these limitations, the methodological heterogeneity in studies on the same dietary strategy compromises the external validity of the evidence, making it difficult to translate animal data into human context. We hope that our critical analysis can help expedite preclinical research and reduce methodological bias, thereby improving the reliability and generalizability of further research initiatives in this neglected area.

Supplementary material. The supplementary material for this article can be found at <https://doi.org/10.1017/S0031182018000057>.

Financial support. This work was supported by the Brazilian agencies 'Fundação de Amparo à Pesquisa do Estado de Minas Gerais (FAPEMIG)' and 'Conselho Nacional de Desenvolvimento Científico e Tecnológico (CNPq)' and Programa de Pós-Graduação em Biociências Aplicadas à Saúde - Universidade Federal de Alfenas.

References

- Abdul-ghani RA and Hassan AA (2010) Murine schistosomiasis as a model for human schistosomiasis mansoni: similarities and discrepancies. *Parasitology Research* **107**, 1–8.
- Adenowo AF, Oyinloye BE, Ogunyinka BI and Kappo AP (2015) Impact of human schistosomiasis in sub-Saharan Africa. *Brazilian Journal of Infectious Diseases* **19**, 196–205.
- Akpom CA and Warren KS (1975) Calorie and protein malnutrition in chronic murine schistosomiasis mansoni: effect on the parasite and the host. *Journal of Infectious Diseases* **132**, 6–14.
- Alencar AC, Neves RH, Águila MB, Mandarin-de-Lacerda CA, Gomes DC and Machado-Silva JR (2009) High fat diet has a prominent effect upon the course of chronic schistosomiasis mansoni in mice. *Memorias do Instituto Oswaldo Cruz* **104**, 608–613.
- Alencar AC, Neves RH, De Oliveira AV and Machado-Silva JR (2012) Changes in the small intestine of *Schistosoma mansoni* infected mice fed a high-fat diet. *Parasitology* **139**, 716–725.
- Alves CC, Araujo N, Cassali GD and Fonseca CT (2016) Parasitological, pathological and immunological parameters associated with *Schistosoma mansoni* infection and reinfection in BALB/c and C57BL/6 mice. *Journal of Parasitology* **102**, 336–341.
- Anderson LA and Cheever AW (1972) Comparison of geographical strains of *Schistosoma mansoni* in the mouse. *Bulletin of the World Health Organization* **46**, 233–242.
- Andrade ZA and Sadigursky M (1985) A comparative study of the Feira de Santana (Bahia) and Porto Rico strains of *Schistosoma mansoni* in the experimental infection of mice. *Memorias do Instituto Oswaldo Cruz* **80**, 37–40.
- Balen J, Liu Z-C, McManus DP, Raso G, Utzinger J, Xiao S-Y, Yu D-B, Zhao Z-Y and Li Y-S (2013) Health access livelihood framework reveals potential barriers in the control of schistosomiasis in the Dongting Lake area of Hunan Province, China. *PLoS Neglected Tropical Diseases* **7**, e2350.
- Bara M and Joffe AR (2014) The methodological quality of animal research in critical care: the public face of science. *Annals of Intensive Care* **4**, 41–49.

- Barnard DE, Lewis SM, Teter BB and Thigpen JE (2009) Open- and closed-formula laboratory animal diets and their importance to research. *Journal of the American Association for Laboratory Animal Science* **48**, 709–713.
- Barros AF, Oliveira SA, Carvalho CL, Silva FL, de Souza VCA, da Silva AL, de Araujo RE, Souza BSF, Soares MBP, Costa VMA and de Coutinho EM (2014) Low transformation growth factor- β 1 production and collagen synthesis correlate with the lack of hepatic periportal fibrosis development in undernourished mice infected with *Schistosoma mansoni*. *Memorias do Instituto Oswaldo Cruz* **109**, 210–219.
- Barros LA, Biolchini CL and Neves RH (2009) Effect of praziquantel administration on hepatic stereology of mice infected with *Schistosoma mansoni* and fed a low-protein diet. *Brazilian Journal of Medical and Biological Research* **42**, 812–815.
- Bhattacharyya KK (1965) Low protein diet as a factor in the production of experimental schistosomiasis hepatic fibrosis. *Journal of Pathology and Bacteriology* **89**, 13–21.
- Burns EA (2004) Effects of aging on immune function. *Journal of Nutrition Health and Aging* **8**, 9–18.
- Calder PC (2013) Feeding the immune system. *Proceedings of the Nutrition Society* **72**, 299–309.
- Chalvon-demersay T, Blachier F, Tomé D and Blais A (2017) Animal models for the study of the relationships between diet and obesity: a focus on dietary protein and estrogen deficiency. *Frontiers in Nutrition* **4**, 1–13.
- Cheever AW, Lenzi JA, Lenzi HL and Andrade ZA (2002) Experimental models of *Schistosoma mansoni* infection. *Memorias do Instituto Oswaldo Cruz* **97**, 917–940.
- Colditz G, Watson DL, Gray GD and Eady SJ (1996) Some relationships between age, immune responsiveness and resistance to parasites in ruminants. *International Journal for Parasitology* **26**, 869–877.
- Colley DG, Bustinduy AL, Secor WE and King CH (2014) Human schistosomiasis. *Lancet* **383**, 2253–2264.
- Corbett EL, Butterworth AE, Fulford AJ, Ouma JH and Sturrock RF (1992) Nutritional status of children with schistosomiasis mansoni in two different areas of Machakos District, Kenya. *Transactions of the Royal Society of Tropical Medicine and Hygiene* **86**, 266–273.
- Coutinho EM (2004) Malnutrition and hepatic fibrosis in murine schistosomiasis. *Memorias do Instituto Oswaldo Cruz* **99**, 85–92.
- Coutinho EM, Abath FG, de Freitas LP, Salzano AC, Lapa MA, Campos FS and Melo EB (1991) Liver and serum soluble protein changes and pathomorphology in undernourished mice with acute schistosomiasis mansoni. *Revista da Sociedade Brasileira de Medicina Tropical* **24**, 235–243.
- Coutinho EM, de Souza MM, Silva LM, Cavalcanti CL, de Araújo RE, Barbosa Júnior AA, Cheever AW and Andrade ZA (1997) Pathogenesis of schistosomal 'pipestem' fibrosis: a low-protein diet inhibits the development of 'pipestem' fibrosis in mice. *International Journal of Experimental Pathology* **78**, 337–342.
- Coutinho EM, Ferreira HS, Assunção ML, Carvalho SL, Oliveira SA and Francelino AA (2002) The use of protein hydrolysate improves the protein intestinal absorption in undernourished mice infected with *Schistosoma mansoni*. *Revista da Sociedade Brasileira de Medicina Tropical* **35**, 585–590.
- Coutinho EM, Barros AF, Barbosa A, Oliveira SA, Silva LM, Araújo RE and Andrade ZA (2003) Host nutritional status as a contributory factor to the remodeling of schistosomal hepatic fibrosis. *Memorias do Instituto Oswaldo Cruz* **98**, 919–925.
- Coutinho EM, Silva FL, Barros AF, Araújo RE, Oliveira SA, Luna CF, Barbosa AA and Andrade ZA (2007) Repeated infections with *Schistosoma mansoni* and liver fibrosis in undernourished mice. *Acta Tropica* **101**, 15–24.
- Coutinho EM, de Oliveira SA, de Barros AF, Silva FL and Ramos RP (2010) Manson's schistosomiasis in the undernourished mouse: some recent findings. *Memorias do Instituto Oswaldo Cruz* **105**, 359–366.
- Coutinho-Abath E, Magalhães Filho A and Barbosa JM (1962) Lesões hepáticas no camundongo albino experimentalmente infestado por *Schistosoma mansoni* e submetido a dietas de diferentes teor proteico. *Revista do Instituto de Medicina Tropical de São Paulo* **4**, 311–322.
- Couto JL, Ferreira HS, da Rocha DB, Duarte ME, Assuncao ML and Coutinho EM (2002) Structural changes in the jejunal mucosa of mice infected with *Schistosoma mansoni*, fed low or high protein diets. *Revista da Sociedade Brasileira de Medicina Tropical* **35**, 601–607.
- Crevel RW, Friend JV, Goodwin BF and Parish WE (1992) High-fat diets and the immune response of C57Bl mice. *British Journal of Nutrition* **67**, 17–26.
- Czerwonogrodzka-Senczyna A, Janusz M, Jeznach-Steinhagen A, Demkow U and Pyrzak B (2016) Nutrition and immune system in children with simple obesity. *Advances in Experimental Medicine and Biology – Neuroscience and Respiration* **878**, 49–56.
- Dajem SMB, Mostafa OMS and El-said FG (2008) Susceptibility of two strains of mice to the infection with *Schistosoma mansoni*: parasitological and biochemical studies. *Parasitology Research* **103**, 1059–1063.
- Da Silva AM, Corrêa CL, Neves RH and Machado-Silva JR (2012) A high-fat diet associated with acute schistosomiasis mansoni causes disorganization in splenic architecture in mice. *Experimental Parasitology* **132**, 193–199.
- Davies CM, Fairbrother E and Webster JP (2002) Mixed strain schistosome infections of snails and the evolution of parasite virulence. *Parasitology* **124**, 31–38.
- Eloi-santos S, Olsen NJ, Correa-oliveira R and Colleypw DG (1992) *Schistosoma mansoni*: mortality, pathophysiology, and susceptibility differences in male and female mice. *Experimental Parasitology* **75**, 168–175.
- Ferreira HS and Coutinho EM (1999) Should nutrition be considered as a supplementary measure in schistosomiasis control? *Annals of Tropical Medicine and Parasitology* **93**, 437–447.
- Festing MFW (2016) Chapter 1 genetically defined strains in drug development and toxicity testing. *Methods in Molecular Biology* **1438**, 1–17.
- GBD 2016 Causes of Death Collaborators (2017) Global, regional, and national age-sex specific mortality for 264 causes of death, 1980–2016: a systematic analysis for the Global Burden of Disease Study 2016. *Lancet* **390**, 1151–1210.
- Goes VC, Neves RH, Alencar AC, Oliveira AV, Gomes DC and Machado-Silva JR (2012) Effects of high-fat chow on heart tissue in acute and chronic experimental murine schistosomiasis mansoni. *Parasitology* **139**, 1462–1470.
- Goldsworthy ME and Potter PK (2014) Modelling age-related metabolic disorders in the mouse. *Mammalian Genome* **25**, 487–496.
- Gryseels B (2012) Schistosomiasis. *Infectious Disease Clinics of North America* **26**, 383–397.
- Helmy MMF, Mahmoud SS and Fahmy ZH (2009) *Schistosoma mansoni*: effect of dietary zinc supplement on egg granuloma in Swiss mice treated with praziquantel. *Experimental Parasitology* **122**, 310–317.
- Hooijmans CR, Tillema A, Leenaars M and Ritskes-Hoitinga M (2010) Enhancing search efficiency by means of a search filter for finding all studies on animal experimentation in PubMed. *Laboratory Animals* **44**, 170–175.
- Incáni RN and Cesari IM (2001) Parasite and vertebrate host genetic heterogeneity determine the outcome of infection by *Schistosoma mansoni*. *Parasitology Research* **87**, 131–137.
- Inobaya MT, Olveda RM, Chau TNP, Olveda DU and Ross AGP (2014) Prevention and control of schistosomiasis: a current perspective. *Research and Reports in Tropical Medicine* **5**, 65–75.
- Jackson SJ, Andrews N, Ball D, Bellantuono I, Gray J, Hachoumi L, Holmes A, Latham J, Petrie A, Potter P, Rice A, Ritchie A, Stewart M, Streпка C, Yeoman M and Chapman K (2017) Does age matter? The impact of rodent age on study outcomes. *Laboratory Animals* **51**, 160–169.
- Jenkins M (2004) Evaluation of methodological search filters – a review. *Health Information & Libraries Journal* **21**, 148–163.
- Katona P and Katona-Apte J (2008) The interaction between nutrition and infection. *Clinical Infectious Disease* **46**, 1582–1588.
- Kilkenny C, Parsons N, Kadyszewski E, Festing MFW, Cuthill IC, Fry D, Hutton J and Altman DG (2009) Survey of the quality of experimental design, statistical analysis and reporting of research using animals. *PLoS ONE* **4**, e7824.
- Kilkenny C, Browne WJ, Cuthill IC, Emerson M and Altman DG (2010) Improving bioscience research reporting: the ARRIVE guidelines for reporting animal research. *PLoS Biology* **8**, e1000412.
- Knauff RF and Warren KS (1969) The effect of calorie and protein malnutrition on both the parasite and the host in acute murine schistosomiasis mansoni. *Journal of Infectious Diseases* **120**, 560–575.
- Korou LA, Doulamis IP, Tzanetakou IP, Mikhailidis DP and Perrea DN (2013) The effect of biological age on the metabolic responsiveness of mice fed a high-fat diet. *Laboratory Animals* **47**, 241–247.
- Krawinkel MB (2012) Interaction of nutrition and infections globally: an overview. *Annals of Nutrition and Metabolism* **61**, 39–45.
- Landis SC, Amara SG, Asadullah K, Austin CP, Bradley EW, Crystal RG, Darnell RB and Robert J (2013) A call for transparent reporting to optimize the predictive value of preclinical research. *Nature* **490**, 187–191.

- Lapchak PA, Zhang JH and Noble-hausslein LJ (2013) RIGOR guidelines: escalating STAIR and STEPS for effective translational research. *Translational Stroke Research* 4, 279–285.
- Leidy HJ and Campbell WW (2011) The effect of eating frequency on appetite control and food intake: brief synopsis of controlled feeding studies. *Journal of Nutrition* 141, 154–157.
- Lopes IC, Santos VRC, Souza VLRB and Rodrigues IRC (2006) Histopathological study of *Schistosoma mansoni* infection in the murine model using the PC (Pará) and LILA (Maranhão) strains. *Memorias do Instituto Oswaldo Cruz* 101, 273–277.
- Machado-silva JR, Heisler R, Ormond L, Maria R, De Oliveira F and Carlos A (2005) Do mice genetically selected for resistance to oral tolerance provide selective advantage for *Schistosoma mansoni* infection? *Experimental Parasitology* 111, 1–7.
- Machado-silva JR, Neves RH and Cerqueira E (2010) Hepatic stereology of acute schistosomiasis mansoni infection in C57BL/10 and CBA mice. *Revista de Patologia Tropical* 39, 211–219.
- Magalhães LA, Guaraldo AM, de Carvalho Bastos O, Boschero AC, Piedrabuena AE and Dottaviano EJ (1978) Influência da dieta hiperglicêmica e do diabetes aloxânico sobre a vitalidade do *Schistosoma mansoni* Sambon, 1907, em camundongos experimentalmente infectados. *Revista de Saude Publica* 12, 267–276.
- Maghraby AS, Mohamed MA and Abdel-Salam AM (2005) Anti-schistosomal activity of colostral and mature camel milk on *Schistosoma mansoni* infected mice. *Asia Pacific Journal of Clinical Nutrition* 14, 432–438.
- Mekonnen Z, Meka S, Zeynudin A and Suleman S (2014) *Schistosoma mansoni* infection and undernutrition among school age children in Fincha'a sugar estate, rural part of West Ethiopia. *BMC Research Notes* 7, 763.
- Mitra AK and Mawson AR (2017) Neglected tropical diseases: epidemiology and global burden. *Tropical Medicine and Infectious Disease* 2, 36.
- Moher D, Liberati A, Tetzlaff J and Altman DG, PRISMA Group (2009) Preferred reporting items for systematic reviews and meta-analyses: the PRISMA statement. *PLoS Medicine* 6, e1000097.
- Moraal M, Leenaars PPAM, Arnts H, Smeets K, Savenije BS and Curfs JHAJ (2012) The influence of food restriction versus ad libitum feeding of chow and purified diets on variation in body weight, growth and physiology of female Wistar rats. *Laboratory Animals* 46, 101–107.
- Moran CJ, Ramesh A, Brama PAJ, Byrne JMO, Brien FJO and Levingstone TJ (2016) The benefits and limitations of animal models for translational research in cartilage repair. *Journal of Experimental Orthopaedics* 3, 1.
- Munisi DZ, Buza J, Mpolya EA and Kinung'hi SM (2016) *Schistosoma mansoni* infections, undernutrition and anaemia among primary schoolchildren in two onshore villages in Rorya District, North-Western Tanzania. *PLoS ONE* 11, e0167122.
- Nakazawa M, Fantappie MR, Freeman GL Jr., Eloi-Santos S, Olsen NJ, Kovacs WJ, Secor WE and Colley DG (1997) *Schistosoma mansoni*: susceptibility differences between male and female mice can be mediated by testosterone during early infection. *Experimental Parasitology* 85, 233–240.
- Negrão-Corrêa D, Fittipaldi JF, Lambertucci JR, Teixeira MM, De Figueiredo Antunes CM and Carneiro M (2014) Association of *Schistosoma mansoni*-specific IgG and IgE antibody production and clinical schistosomiasis status in a rural area of Minas Gerais, Brazil. *PLoS ONE* 9, e88042.
- Neves RH, Alencar AC, Aguilã MB, Mandarim-de-Lacerda CA, Machado-Silva JR and Gomes DC (2006) Hepatic stereology of schistosomiasis mansoni infected-mice fed a high-fat diet. *Memorias do Instituto Oswaldo Cruz* 101, 253–260.
- Neves RH, Alencar AC, Costa-Silva M, Águila MB, Mandarim-de-Lacerda CA, Machado-Silva JR and Gomes DC (2007) Long-term feeding a high-fat diet causes histological and parasitological effects on murine schistosomiasis mansoni outcome. *Experimental Parasitology* 115, 324–332.
- Oliveira SA, Silva LM, Barbosa AA, Ribeiro-dos-Santos R, Coutinho EM, Andrade ZA and Soares MBP (2004) Decreased humoral and pathologic responses in undernourished mice infected with *Schistosoma mansoni*. *Parasitology Research* 93, 30–35.
- Pereira RM, Greco GM, Moreira AM, Chagas PF, Caldas IS, Gonçalves RV and Novaes RD (2017) Applicability of plant-based products in the treatment of *Trypanosoma cruzi* and *Trypanosoma brucei* infections: a systematic review of preclinical *in vivo* evidence. *Parasitology* 144, 1275–1287.
- Pérez L, Vicente B, Blanco-gómez A, Castellanos A, Pérez-losada J and Muro A (2014) Identifying phenotypes involved in susceptibility to *Schistosoma mansoni* infection in F1B6CBA mice. *Acta Parasitologica* 59, 529–539.
- Pettersson US, Waldén TB, Carlsson PO, Jansson L and Phillipson M (2012) Female mice are protected against high-fat diet induced metabolic syndrome and increase the regulatory T cell population in adipose tissue. *PLoS ONE* 7, e46057.
- Picchi MG, Mattos AM, Barbosa MR, Duarte CP, Gandini MA, Portari GV and Jordão AA (2011) A high-fat diet as a model of fatty liver disease in rats. *Acta Cirúrgica Brasileira* 26, 25–30.
- Pinto-Almeida A, Mendes T, de Oliveira RN, Corrêa SAP, Allegretti SM, Belo S, Tomás A, Anibal FF, Carrilho E and Afonso A (2016) Morphological characteristics of *Schistosoma mansoni* PZQ-resistant and -susceptible strains are different in presence of Praziquantel. *Frontiers in Microbiology* 7, 1–11.
- Ramos RP, Costa VMA, Melo CF, Souza VMO, Malagueño E, Coutinho EM, Abath FGC and Montenegro SML (2006) Preliminary results on interleukin-4 and interleukin-10 cytokine production in malnourished, inducible nitric oxide synthase-deficient mice with schistosomiasis mansoni infection. *Memorias do Instituto Oswaldo Cruz* 101, 331–332.
- Reeves PG, Nielsen FH and Fahey GC (1993) AIN-93 purified diets for laboratory rodents: final report of the American Institute of Nutrition ad hoc Writing Committee on the reformulation of the AIN-76A rodent diet. *Journal of Nutrition* 123, 1939–1951.
- Saoud MFA (1966) The infectivity and pathogenicity of geographical strains of *Schistosoma mansoni*. *Transactions of the Royal Society of Tropical Medicine and Hygiene* 60, 585–600.
- Sena E, Bart van der Worp H, Howells D and Macleod M (2007) How can we improve the pre-clinical development of drugs for stroke? *Trends in Neurosciences* 30, 433–439.
- Shalaby I, Gherbawy Y and Banaja A (2011) Genetic diversity among *Schistosoma mansoni* population in the western region of Saudi Arabia. *Tropical Biomedicine* 28, 90–101.
- Speziali E, Aranha CHM, Santiago AF and Oliveira RP (2010) Ageing down-modulates liver inflammatory immune responses to schistosome infection in mice. *Scandinavian Journal of Immunology* 71, 240–248.
- Strandberg L, Verdrengh M, Enge M, Andersson N, Amu S, Onnheim K, Benrick A, Brisslert M, Bylund J, Bokarewa M, Nilsson S and Jansson JO (2009) Mice chronically fed high-fat diet have increased mortality and disturbed immune response in sepsis. *PLoS ONE* 4, e7605.
- Svensden C, Alexander J, Paulsen JE, Knutsen HK, Hjortholm H, Brantsæter AL and Husøy T (2012) The impact of commercial rodent diets on the induction of tumours and flat aberrant crypt foci in the intestine of multiple intestinal neoplasia mice. *Laboratory Animals* 46, 207–214.
- Theron A, Rognon A, Gourbal B and Mitta G (2014) Infection, genetics and evolution multi-parasite host susceptibility and multi-host parasite infectivity: a new approach of the *Biomphalaria glabrata/Schistosoma mansoni* compatibility polymorphism. *Infection, Genetics And Evolution* 26, 80–88.
- Vandamme TF (2015) Rodent models for human diseases. *European Journal of Pharmacology* 759, 84–89.
- Van de Vijver KK, Colpaert CG, Jacobs W, Kuypers K, Hokke CH, Deelder M and Van Marck EA (2006) The host's genetic background determines the extent of angiogenesis induced by schistosome egg antigens. *Acta Tropica* 99, 243–251.
- Weisstaub G, Aguilã AM and Uauy R (2014) Treatment and prevention of malnutrition in Latin America: focus on Chile and Bolivia. *Food and Nutrition Bulletin* 35, S39–S46.
- Wilson RA (1990) Leaky livers, portal shunting and immunity to schistosomes. *Parasitology Today* 6(11), 354–358.
- Wilson RA (2009) The saga of schistosome migration and attrition. *Parasitology* 136(12), 1581–1592.
- WHO, World Health Organization (2017) Schistosomiasis. Updated October 2017. Available at <http://www.who.int/mediacentre/factsheets/fs115/en/>.
- Yole DS, Gikuru SK, Wango EO, Kithome K and Kiarie S (2006) Influence of age of mice on the susceptibility to murine schistosomiasis infection. *African Journal of Health Sciences* 13, 47–54.
- Zapatera B, Prados A, Gómez-Martínez S and Marcos A (2015) Immunonutrition: methodology and applications. *Nutricion Hospitalaria* 31, 145–154.
- Zoni AC, Catalã L and Ault SK (2016) Schistosomiasis prevalence and intensity of infection in Latin America and the Caribbean countries, 1942–2014: a systematic review in the context of a regional elimination goal. *PLoS Neglected Tropical Diseases* 10, e0004493.