

Probing stellar evolution with S stars and Gaia

S. Shetye^{1,2†}, S. Van Eck¹, A. Jorissen¹, H. Van Winckel², L. Siess¹
and S. Goriely¹

¹Institut d'Astronomie et d'Astrophysique, Université Libre de Bruxelles,
CP 226, Boulevard du Triomphe, B-1050 Bruxelles, Belgium
email: Shreeya.Shetye@ulb.ac.be

²Instituut voor Sterrenkunde (IvS), KU Leuven, Celestijnenlaan 200D,
B-3001 Leuven, Belgium

Abstract. S-type stars are late-type giants enhanced with *s*-process elements originating either from nucleosynthesis during the Asymptotic Giant Branch (AGB) or from a pollution by a binary companion. The former are called intrinsic S stars, and the latter extrinsic S stars. The intrinsic S stars are on the AGB and have undergone third dredge-up events. The atmospheric parameters of S stars are more numerous than those of M-type giants (C/O ratio and *s*-process abundances affect the thermal structure and spectral synthesis), and hence they are more difficult to derive. These atmospheric parameters are also entangled within each other. Nevertheless, high-resolution spectroscopic data of S stars combined with the Gaia Data Release 2 (GDR2) parallaxes and with the MARCS model atmospheres for S-type stars were used to derive effective temperatures, surface gravities, and luminosities. These parameters not only allow to locate the intrinsic and extrinsic S stars in the Hertzsprung-Russell (HR) diagram but also allow the accurate abundance analysis of the *s*-process elements.

Keywords. S stars, AGB stars, *s*-process nucleosynthesis, HR diagram

1. Introduction

S stars are late-type giants showing ZrO molecular bands along with TiO bands as the most characteristic distinctive spectral features (Merrill 1922). The C/O ratio of S stars ranges from 0.5 to 1 suggesting that they are transition objects between M-type giants (C/O \sim 0.5) and carbon stars (C/O $>$ 1) on the Asymptotic Giant Branch (AGB) (Iben and Renzini 1983). Their spectra show signatures of overabundances in *s*-process elements (Smith and Lambert 1990).

The evolutionary status of S stars as AGB stars was challenged when Tc lines (a *s*-process element with no stable long-lived isotope) were reported as missing in some S stars (Merrill 1952; Smith and Lambert 1986; Jorissen *et al.* 1993). This puzzle of the evolutionary status of S stars was solved when it was perceived that the Tc-poor S stars belong to binary systems (Smith and Lambert 1986; Jorissen *et al.* 1993). S stars can therefore be classified into two different classes: Tc-rich as intrinsic S stars that are genuine thermally-pulsing AGB (TP-AGB) stars and Tc-poor as extrinsic S stars that correspond to the cooler analogues of barium stars and owe their *s*-process element

† This work has made use of data from the European Space Agency (ESA) mission *Gaia* (<http://www.cosmos.esa.int/gaia>), processed by the *Gaia* Data Processing and Analysis Consortium (DPAC, <http://www.cosmos.esa.int/web/gaia/dpac/consortium>). Funding for the DPAC has been provided by national institutions, in particular the institutions participating in the *Gaia* Multilateral Agreement.

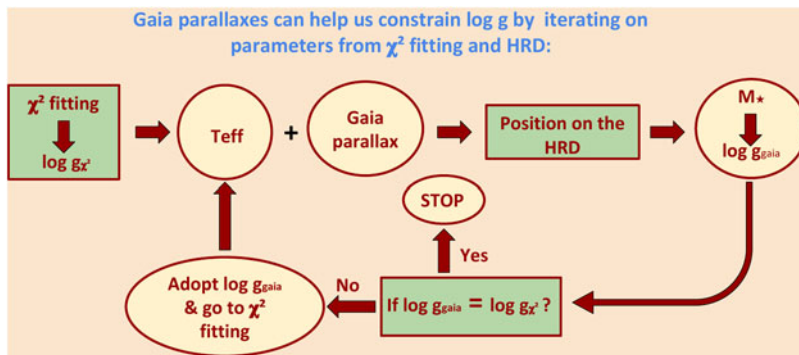


Figure 1. Algorithm adopted to constrain $\log g$ using the locations of the stars in the HR diagram compared to the evolutionary tracks from STAREVOL code.

overabundances to a mass transfer from a former AGB companion which is now a white dwarf.

The thermal structure of the atmospheres of S stars depend on the effective temperature (T_{eff}), surface gravity ($\log g$), $[\text{Fe}/\text{H}]$, C/O as well as $[s/\text{Fe}]$ (s -process element abundances). Abundance analysis of S stars thus requires a reliable determination of all these stellar atmosphere parameters.

2. Stellar sample and parameter determination

Our sample consists of S stars from the General Catalog of S stars (Stephenson 1984) with the condition to have a V-band magnitude brighter than 11 and $\delta \geq -30^\circ$, to be observable with HERMES (High Efficiency and Resolution Mercator Echelle Spectrograph, mounted on the 1.2m Mercator Telescope at the Roque de Los Muchachos Observatory, La Palma, Raskin *et al.* 2011). Furthermore, a condition was imposed on the TGAS parallaxes (Gaia Collaboration 2016), considering only those stars with a small error on the parallax ($\sigma_{\bar{\omega}} \leq 0.3\bar{\omega}$). With these conditions, the sample amounts to 18 S stars. During the course of our study, the Gaia Data Release 2 (GDR2; Gaia Collaboration 2018) parallaxes were released and these more accurate parallaxes are used in the present study.

The stellar parameters were derived using the MARCS grid of atmospheric models for S stars (Van Eck *et al.* 2017) containing more than 3500 models covering the parameter space in T_{eff} , $\log g$, $[\text{Fe}/\text{H}]$, C/O and $[s/\text{Fe}]$ ratios. The comparison between observed and synthetic spectra is then performed by a χ^2 -fitting procedure, summing over all spectral pixels in spectral bands approximately 200 Å wide. The model with the lowest χ^2 value is chosen as the best fitting model.

The distance and luminosity of these stars was determined from the GDR2 parallaxes. Comparison between the positions of the stars in the HR diagram constructed from GDR2 parallaxes with the evolutionary tracks from the STAREVOL code (Siess and Arnould 2008) yield the mass, hence the surface gravity of our stars ($\log g_{\text{Gaia}}$). Because $\log g_{\text{Gaia}}$ and $\log g$ derived from the χ^2 fitting do not always agree, we derive a new surface gravity estimate as explained in Figure 1. This iteration on the stellar parameters ensures that the adopted $\log g$ is consistent with the GDR2 parallaxes.

3. HR diagram of S stars

The final parameters and GDR2 parallaxes along with the STAREVOL evolutionary tracks corresponding to the closest grid metallicity lead to the HR diagram of S stars presented in Figure 2. The intrinsic S stars are cool and luminous objects likely on the TP-AGB in the HR diagram. On the other hand, the extrinsic S stars are hotter and

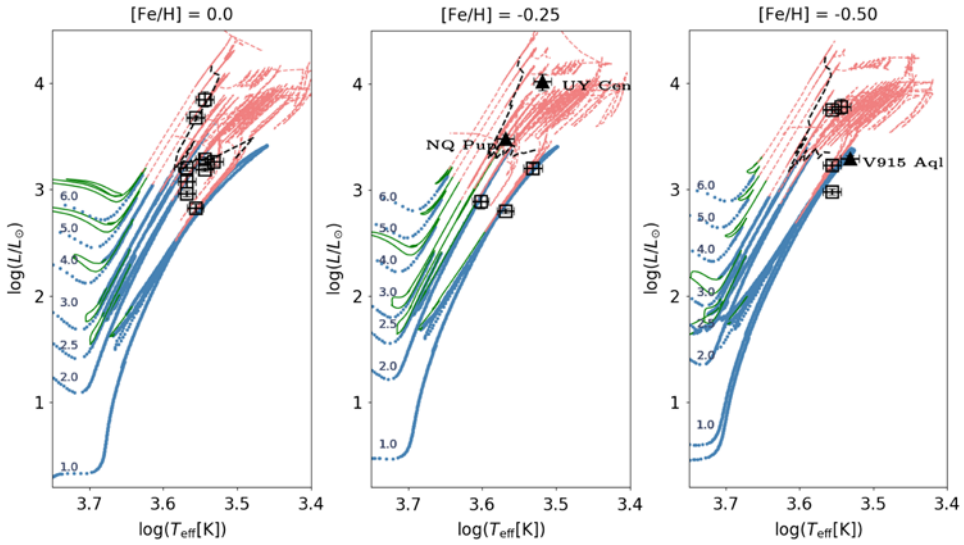


Figure 2. HR diagram of intrinsic (filled triangles) and extrinsic (open squares) S stars along with the STAREVOL evolutionary tracks corresponding to the closest grid metallicity. The red giant branch is represented by the blue dots, the core He-burning phase by the green solid line, whereas the red dashed line corresponds to the AGB tracks. The black dotted line marks the predicted onset of third dredge-up (TDU) from the STAREVOL code.

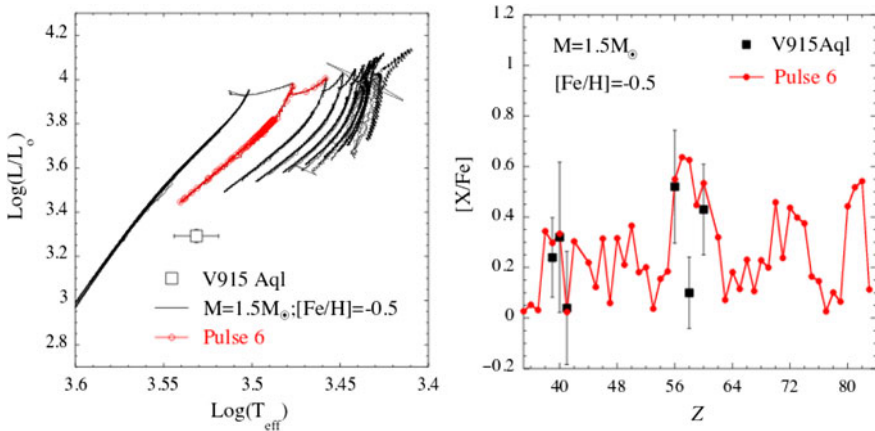


Figure 3. Left panel: Location of the V915 Aql in the HR diagram, compared with STAREVOL tracks of the corresponding metallicity. Right panel: Predicted abundance distribution for this object.

intrinsically fainter on the early AGB or more likely on the red giant branch (RGB). Interestingly, the Tc-poor S stars with $M \leq 2 M_{\odot}$ are on the upper-end of the RGB or on the early-AGB while the Tc-poor S stars with $M \geq 2 M_{\odot}$ are on the early-AGB. We also find a remarkable agreement between the location of the stars in the HRD and the predicted boundary for the occurrence of TDU.

4. A Tc-rich S star of $M \sim 1 M_{\odot}$

V915 Aql is an intrinsic S star located on the $1 M_{\odot}$ track. It is intriguing because stellar models do not predict the third dredge-up to occur for masses less than $1.3 M_{\odot}$ (Karakas and Lugaro 2016). Figure 3 presents the comparison of the observed

s-process elements abundance with nucleosynthesis predictions from the STAREVOL code (Goriely and Siess 2018). To match V915 Aql surface abundances, a 1.5 M_⊙ model had to be used, but such a model does not match so well its position in the HR diagram. Nevertheless, abundance predictions for this model reproduce fairly well the overall pattern of V915 Aql (except for La). The occurrence of the third dredge-up for low mass stars (< 1.3 M_⊙) was also found in low-luminosity *s*-process rich post-AGB stars (De Smedt *et al.* 2015).

5. Conclusion

Combining the derived parameters with GDR2 parallaxes allows a joint analysis of the location of the stars in the Hertzsprung-Russell diagram and of their surface abundances. The Tc-rich star V915 Aql is challenging as it points at the occurrence of TDU episodes in stars with masses as low as $M \sim 1 M_{\odot}$. Extending the sample to include many more intrinsic S stars with GDR2 parallaxes in order to constrain the luminosity of the first occurrence of the TDU is a work in progress.

References

- De Smedt, K. *et al.* 2015, *A&A*, 583, A56
 Gaia Collaboration 2016, *A&A*, 595, A2
 Gaia Collaboration 2018, *A&A*, 616A, 1G
 Goriely, S. and Siess, L. 2018, *A&A*, 609, A29
 Iben, Jr., I. and Renzini, A. 1983, *ARA&A*, 21, 271
 Jorissen, A. *et al.* 1993, *A&A*, 271, 463
 Karakas, A. I. and Lugaro, M. 2016, *ApJ*, 825, 26
 Merrill, P. W. 1922, *ApJ*, 56, 457M
 Merrill, P. W. 1952, *ApJ*, 116, 21
 Raskin, G. *et al.* 2011, *A&A*, 526, A69
 Siess, L. and Arnould, M. 2008, *A&A*, 489, 395
 Smith, V. V. and Lambert, D. L. 1986, *ApJ*, 311, 843
 Smith, V. V. and Lambert, D. L. 1990, *ApJS*, 72, 387
 Stephenson, C. B. 1984, *Publications of the Warner & Swasey Observatory*, 3, 1
 Van Eck, S. *et al.* 2017, *A&A*, 601, A10

Discussion

UTTENTHALER: You said that intrinsic S-type stars are the first stars on the AGB to show signs of 3DUP. However, there are pure M-type AGB stars that show one sign of 3DUP, namely lines of Tc; they have no ZrO bands. Would these objects be interesting for you to study and do you have plans to do so?

SHETYE: Yes, these objects will be indeed very interesting to study. It will be interesting to compare the positions of these stars with the intrinsic (Tc-rich) S-stars in the HR diagram. Thanks for the suggestion, it will definitely be added to our future plans.