

Effects of crowding on larval diapause and adult body size in *Monochamus alternatus alternatus* (Coleoptera: Cerambycidae)

Katsumi Togashi¹

Abstract—To determine the effect of larval crowding on induction of diapause in *Monochamus alternatus alternatus* Hope (Coleoptera: Cerambycidae), newly hatched larvae were inoculated singly (density 1) or in pairs (density 2) on *Pinus thunbergii* Parlatores (Pinaceae) bolts and reared at 25 °C and 16 light:8 dark hour photoperiod. Adults emerged at density 1 and 2 between 75 and 139 days after the inoculation. About 150 days after larval inoculation, dissection of pine bolts indicated the incidence of larval diapause was greater at density 1 (0.536) than at density 2 (0.222), indicating inversely density-dependent induction of diapause. For both larval densities, the probability of entering diapause increased as bark surface area per larva (a proxy for per capita amount of food available) increased, showing that diapause induction can be explained by the amount of food available per larva. Adults that emerged at density 1 were heavier than those at density 2. When diapause and nondiapause insects occurred in the same pine bolts, six heavy adults had experienced diapause whereas three heavy adults had not, indicating that bark surface area affected the induction of diapause indirectly through larval interaction. The relationship between two different manners of density-dependent diapause induction and food supply is discussed.

Introduction

Diapause is widely involved in the regulation of insect life cycles in changing environments such as season (Tauber *et al.* 1986; Danks 1987, 2007). High tolerance to coldness, desiccation, and food deficiency in the state of diapause enables insects to resume development under favourable conditions following harsh ones (Danks 2007). Obligate diapause is induced at a specific developmental stage under any environmental condition, while facultative diapause is induced primarily by photoperiod and temperature. The incidence of facultative diapause is modified by other auxiliary cues, such as crowding, quantity and quality of food, and humidity (Tauber *et al.* 1986; Danks 1987; Saunders 2002).

Enhanced crowding may change the environment for the worse by causing deficiencies of food and space. If diapause is an adaptation to unfavourable environment, enhanced crowding is expected to increase the incidence of diapause (density-dependent manner). Density-dependent

induction of diapause at preimaginal stages has been reported in *Trogoderma granarium* Everts (Coleoptera: Dermestidae) (Nair and Desai 1972), *Tribolium freemani* Hinton (Coleoptera: Tenebrionidae) (Nakakita 1982), *Cydia pomonella* (Linnaeus) (Lepidoptera: Tortricidae) (Brown *et al.* 1979), *Diprion pini* (Linnaeus) (Hymenoptera: Diprionidae) (Geri and Goussard 1989), and others. However, inverse density-dependent induction of diapause, *i.e.*, a negative relationship between population density and incidence of diapause, has also been reported in some species such as the calliphorid fly, *Calliphora vicina* Robineau-Desvoidy (Diptera: Calliphoridae) (Saunders 1997) and the sarcophagid fly *Sarcophaga argyrostoma* (Robineau-Desvoidy) (Diptera: Sarcophagidae) (Saunders 1975), and the dermestid beetles, *Trogoderma inclusum* LeConte and *Trogoderma variabile* Ballion (Coleoptera: Dermestidae) (*e.g.*, Partida and Strong 1975; Strong 1975). Danks (1987) and Saunders (2002) describe both types of density dependence of

Received 12 February 2016. Accepted 16 July 2016. First published online 27 October 2016.

K. Togashi,¹ Graduate School of Agricultural and Life Sciences, University of Tokyo, Bunkyo-ku, Tokyo, 113-8657, Japan

¹Corresponding author (e-mail: togashi@fr.a.u-tokyo.ac.jp).

Subject editor: Jon Sweeney

doi:10.4039/tce.2016.51

diapause induction but do not discuss what factors are related to one type versus the other.

Mutual tactile stimulation between insects has been most frequently reported as one of proximate factors responsible for density dependency (e.g., Iwao 1956; Tsuji 1959; Tschinkel and Willson 1971; Nair and Desai 1972; Elbert and Levinson 1979; Nakakita 1982). Other factors reported so far are small body size (Saunders 1997), old culture food contaminated with faecal pellets and diapause-inducing substances deposited in diet by larvae (Burges 1963; Hagstrum and Silhacek 1980), and reduced developmental time by overcrowding, which is shorter than the number of short-day cycles required to induce diapause (Saunders 1975).

Monochamus alternatus Hope (Coleoptera: Cerambycidae) is a wood boring insect. The females lay eggs under the bark of pine trees such as *Pinus densiflora* Siebold and Zuccarini, *P. thunbergii* Parlatore, *P. luchuensis* Mayr, and *P. masoniana* Lambert (Pinaceae) that are dying or have recently died from infection of the pine wood nematode, *Bursaphelenchus xylophilus* (Steiner and Buhner) Nickle (Nematoda: Parasitaphelenchidae), and other causes (Nakamura-Matori 2008). The larvae feed on the inner bark (phloem) and in most cases excavate tunnels in the xylem to make pupal chambers (Togashi 1989a, 1989b). Adults emerge from dead trees and feed on the bark of healthy host branches to mature reproductively (Togashi and Magira 1981; Togashi 1997).

The Taiwanese subspecies, *M. alternatus alternatus* Hope, has a facultative diapause in its life cycle: a short-day photoperiod of 12-hour photophase (12 light:12 dark hours) at 23 °C induces diapause at the end of the final instar, whereas various photoperiods of 20:4, 16:8, 12:12, and 0:24 at warmer temperatures such as 25–29 °C result in some larvae entering diapause and others not (Enda and Kitajima 1990; Togashi 2014). Diapause is terminated by exposure to constant 10 °C and 8 light:16 dark hours (Togashi 2014).

When Taiwanese *M. alternatus alternatus* larvae were reared singly in *P. densiflora* bolts at 25 °C and 16 light:8 dark hours, the probability of diapausing decreased with decreasing bark surface area, i.e., a proxy for amount of food available (Togashi 2014). A decrease in the amount of food available per larva is also caused

by increasing the number of larvae per bark surface area. Thus, it is expected that larval crowding should reduce the probability of diapause. If *M. alternatus alternatus* exhibits inverse density-dependent diapause induction, one hypothesis is that the cause is food shortage. If this hypothesis is true, then I predict no difference between larval density classes in the relationship between diapause induction and amount of food available per larva. We would also predict no difference between different density classes in the relationship between diapause induction and body size of the adult, as the latter would reflect final larval size.

Reduced induction of diapause in relation to food shortages in *M. alternatus alternatus* may be an adaptation to their food supply system in which larvae are restricted to a single birth host for their entire development and the quality of the food source (phloem tissue of dying or recently dead pine trees) declines with time (Togashi 2014). *Monochamus alternatus alternatus* adults cannot predict when, where, and how many newly dead trees appear in a forest. The food for developing larvae is ephemeral because the inner bark is quickly consumed by various insects such as weevils and bark beetles (Coleoptera: Curculionidae) (Yoshikawa 1987; Shibata and Togashi 2002; Lindgren and Raffa 2013). The larvae have to complete development within a recently dead pine tree and cannot move to newly dead trees. In other words, there is no system to resupply new food resources for *M. alternatus alternatus* larvae in the field, as suggested for *M. alternatus endai* Makihara (Togashi 1991, 1995). Thus, foregoing diapause may be a better tactic for poorly growing *M. alternatus alternatus* larvae because an extended development time when further growth is not likely would likely increase mortality (Togashi 2014).

Larval foods are ephemeral and unpredictable for some species exhibiting inverse density-dependent diapause induction such as *Calliphora vicina* and *Sarcophaga argyrostoma* (Saunders 1975, 1997), whereas those are alive and reproductible for some species exhibiting density-dependent diapause induction such as *Cydia pomonella* and *Diprion pini* (Brown *et al.* 1979; Geri and Goussard 1989). Thus, if food shortage is related to inverse density-dependent diapause induction in *M. alternatus alternatus*, different

food supply systems may elucidate the two different density-dependent responses of diapause induction.

The aim of this study was to investigate inverse density-dependent induction of diapause in *M. alternatus alternatus* larvae, to evaluate the influence of food shortage in the density dependency in relation to growth, to present a simple model for explaining positive and negative relations between adult body size and diapause induction for larvae inoculated in pairs on pine bolts, and to discuss the relationship between two types of density dependency of diapause induction and food supply system.

Materials and methods

Insects

Under the permission of the Minister of Agriculture, Forestry and Fisheries, Japan (21Y1218), a laboratory population of *M. alternatus alternatus* was established from six adults and six larvae (generation 0) that Dr. W. Toki had captured in Yangmingshan, Taipei City, Taiwan on 16 June 2010. Adults in generation 0 were placed singly in plastic containers, 8.5 × 17.5 × 4.0 cm, and fed with *P. densiflora* and *P. thunbergii* twigs. After maturing reproductively, they were paired in the containers and were provided with excised *P. densiflora* branches for oviposition. Eggs of generation 1 taken from branch sections were placed on wet tissue paper in Petri dishes and within 24 hours of hatch, larvae were inoculated singly on 20-cm-long bolts of *P. densiflora* trunks. Inoculated bolts were held under the constant conditions of 25 °C, 100% relative humidity, and 16 light:8 dark hours. Then adults that emerged from the bolts were discarded because the non-diapause phenotype is recessive to the diapause phenotype (K.T., unpublished data). At 140 days after larval inoculation, pine bolts that contained larvae in diapause were transferred to constant conditions of 10 °C, 100% relative humidity, and 8 light:16 dark hours to terminate diapause (Togashi 2014).

The diapause larvae were chilled for a mean of 142.1 days (standard error = 0.6 days, range = 140–154 days, $n = 31$) (Togashi 2014). After that, they were returned to the original conditions. Twenty adults emerged from the pine bolts. They

were reared in the same way as the parental generation and were paired on 22 and 26 February 2012. The eggs of generation 2 were obtained from those adults and were incubated in the same manner as the parental generation. Larvae within 24 hours of hatch were used in the experiment.

Pines

Four eight-year-old *Pinus thunbergii* trees of mean diameter ± standard deviation of 8.8 ± 0.8 cm at breast height were felled in Nishi-Tokyo City, Tokyo on 24 February 2012. The trunks were cut into 120-cm-long logs, placed in plastic bags, and held at fluctuating temperature between 7.4 °C and 12.6 °C. On 8 and 11 March 2012, logs were cut into 15-cm-long bolts and the cut ends were sealed with paraffin wax (melting point, 56–58 °C) to prevent desiccation. The bolts were placed in plastic bags and held at 25 °C before being used in the experiment. Blue-stain fungi discoloured part of the phloem and xylem of some pine bolts before larval inoculation, although the blue-stain fungus, *Ophiostoma minus* (Hedgcock) Sydow and Sydow (Ophiostomataceae), does not affect the growth and development of *M. alternatus alternatus* (Togashi *et al.* 2016).

Larval inoculation

A small disc of bark about 1 cm in diameter was removed from a pine bolt and then a depression was made on the exposed xylem with a carving knife. When oleoresin exuded from the exposed xylem, the depression was instead formed on the phloem under the outer bark. Newly hatched larvae were placed singly in the depressions and covered with the bark discs, which were fastened with adhesive tape.

Experiment: crowding effects on larval diapause and adult traits

Some larvae were inoculated singly on 64 *P. thunbergii* bolts and the others were done in pairs on the 41 remaining bolts. At the density of one larva per pine bolt (density 1), one larva was inoculated 2 cm away from the cut end of the bolt. For density 2, two larvae were inoculated 2 cm from opposite ends and on opposite sides of a pine bolt so as to maximise the distance between the larvae. Larvae were inoculated between 16 March and 7 May 2012 for density 1 and between

18 March and 9 May 2012 for density 2. There was no difference in the mean (\pm SE) size of pine bolts between the two density classes (one-way analysis of variance (ANOVA), $F \leq 0.05$, $df = 1\ 104$, $P \geq 0.824$) with length = 15.0 ± 0.0 cm and diameter = 6.7 ± 0.2 cm for both densities pooled.

The inoculated pine bolts were placed in transparent containers at 25 °C, 100% relative humidity, and 16 light:8 dark hours and adult emergence recorded daily. The adults were sexed, and their body mass and elytron length were determined to the nearest 0.1 mg with electronic balance and to the nearest 0.05 mm with a vernier calliper.

When pine bolts did not produce *M. alternatus alternatus* adults during an initial incubation period of a mean of 149.2 days (standard error = 0.4 days, range = 140–154 days), they were dissected to obtain the diapausing larvae, pupae, and dead adults. Body mass, head capsule width, body colour, and presence or absence of faecal material in the intestine were recorded for each larva. Following Togashi (2014), larvae were judged to be in diapause when they were yellowish white to yellow and lacked faecal material in the intestine. The larvae were placed singly in 9-cm-diameter Petri dishes 19 mm deep. To prevent desiccation, damp frass was removed from pine bolts and spread 6–9 mm deep on the bottom of the Petri dishes. Larvae were held at constant 10 °C and 8 light:16 dark hours for a mean of 307.8 ± 2.2 days (279–321 days) and then returned to the original conditions of 25 °C and 16 light:8 dark hours. Adult eclosion was checked daily to record the date and sex. Body mass and elytron length were determined three days after eclosion, because *M. alternatus endai* adults take a mean of 3.6–4.4 days to emerge from dead trees at 25 °C (Kishi 1976). Females were dissected to determine the number of ovarioles.

Statistical analysis

Fisher's exact test was used to compare the proportions of larvae undergoing diapause at density 1 versus density 2. Logistic regression analysis was applied to determine the relationship of larval diapause to bark surface area, the number of larvae inoculated per pine bolt (larval density), and their interaction. Larval density was categorical data and density 1 was used for reference.

Likelihood ratio statistic was calculated using log-likelihood values of the model including constant alone and full model.

Analysis of covariance (ANCOVA) was used to determine the effects of initial larval density (L), induction of diapause (D), sex (S), bark surface area (A) (covariate), and all interactions on adult body mass (M), elytron length (E), and development time (T). When interaction terms with a covariate were found to be insignificant in the full ANCOVA model ($M, E, \text{ or } T = \text{constant} + L + D + S + A + L \times D + L \times S + L \times A + D \times S + D \times A + S \times A + L \times D \times S + L \times D \times A + L \times S \times A + D \times S \times A + L \times D \times S \times A$, where cross means interaction of main effects), a reduced ANCOVA was run with bark surface area remaining as a covariate. ANCOVA was also used for determining the effects of larval density, sex, and body mass of larva in diapause on body mass of adult.

Linear regression analysis and Pearson's correlation coefficient were used to show the relation between larval and adult body masses. One-way ANOVA was used to compare the length and diameter of pine bolts after Bartlett's test of equal variances

Computation was performed using Systat 13 (Systat Software, San Jose, California, United States of America) and Statistix 7 (Analytical Software, Tallahassee, Florida, United States of America). Standard errors are reported with all means unless stated otherwise.

Results

Effect of crowding on diapause induction

In density 1, 25 adults (15 females; 10 males) emerged from bolts during the first period of incubation at 25 °C and 16 light:8 dark hours, after a mean of 94.0 ± 2.9 days (75–134 days) from larval inoculation (Table 1). Dissecting these bolts revealed 30 live larvae in diapause and one live pupa (Table 2). The larvae had a mean body mass of 853.4 ± 31.9 mg (533.6–1201.5 mg, $n = 28$) and a mean width of head capsule of 3.82 ± 0.04 mm (3.45–4.25 mm, $n = 30$), indicating the fourth instar (Togashi *et al.* 2008). After exposure to 10 °C under 8 light:16 dark hours for a mean of 308.9 ± 2.5 days (279–321 days), 26 of the larvae pupated. They developed to 10 female

Table 1. Effects of *Monochamus alternatus alternatus* larval density per *Pinus thunbergii* bolt and its diapause on adult body mass, elytron length, and time taken to development.

Sex	Initial larval density	Larval trait	Number of adults	Body mass (mg)*	Elytron length (mm)*	Development time (days)*	Number of ovarioles*
Female	1	Nondiapause	15	433.0 ± 18.0	16.9 ± 0.2	91.6 ± 3.0	
		Diapause	10	652.0 ± 44.6	17.6 ± 0.3	27.4 ± 0.7	23.6 ± 0.2
	2	Nondiapause	30	372.6 ± 16.1	16.2 ± 0.2	93.4 ± 2.8	
		Diapause	3	486.4 ± 131.4	16.6 ± 1.1	24.7 ± 0.7	24.0 ± 0.0 [†]
Male	1	Nondiapause	10	474.2 ± 25.5	16.2 ± 0.3	97.5 ± 5.6	
		Diapause	14	612.8 ± 31.8	16.2 ± 0.3	26.0 ± 0.9	
	2	Nondiapause	22	324.8 ± 17.3	14.5 ± 0.2	92.9 ± 3.2	
		Diapause	13	406.9 ± 41.1	14.2 ± 0.6 [‡]	25.6 ± 0.9	

Notes: Development time is the time taken from the inoculation of first instar to adult emergence from pine bolt for nondiapause insects. For diapause larvae, it is the time taken to moult to adult after the end of chilling at 10 °C.

* Mean ± standard error.

[†] Sample size = 2.

[‡] Sample size = 12.

Table 2. *Monochamus alternatus alternatus* in *Pinus thunbergii* bolts where one or two newly hatched larvae were inoculated.

Classification of pine bolts	Number
Bolts where one larva had been inoculated	64
Bolts producing an adult	25
Bolts with a live pupa	1
Bolts with a live larva	30
Bolts with a dead larva	8
Bolts where two larvae had been inoculated	41
Bolts producing two adults*	20
Bolts producing an adult and a live larva [†]	11
Bolts with a live pupa and a live larva	1
Bolts producing an adult and a dead larva	4
Bolts with a live larva and a dead larva	4
Bolts with two dead larvae	1

Notes: Developmental stages and physiological state of insects in bolts were examined 140–154 days after inoculation.

* Including a dead female adult.

[†] Including two dead adults.

and 14 male adults, a mean of 26.6 ± 0.6 days (23–37 days) after incubation at 25 °C and 16 light:8 dark hours (Table 1).

In the case of density 2, a total of 52 adults (30 females; 22 males) emerged from bolts a mean of 93.2 ± 2.1 days (76–139 days) after inoculation (Table 1). Dissection of bolts at the end of the first incubation period revealed 16 live larvae in diapause, one live pupa, two dead female adults, and one dead male (mean ± standard error = 148.2 ± 0.7 days) (Table 2). Larval mean body mass was 583.5 ± 51.9 mg

(162.5–949.7 mg, $n = 16$) and mean width of head capsule was 3.40 ± 0.10 mm (2.70–3.85 mm, $n = 16$), indicating five third instars and 11 fourth instars. Exposure to 10 °C and 8 light:16 dark hours for a mean of 305.8 ± 4.4 days (279–321 days) resulted in 16 pupae that developed to three female and 13 male adults a mean of 25.4 ± 0.7 days (22–34 days) after incubation at 25 °C and 16 light:8 dark hours (Table 1).

The incidence of diapause was calculated by dividing the number of larvae in diapause by the sum of number of larvae in diapause, pupae and adults at the end of the first incubation period. A significantly greater proportion of larvae entered diapause at density 1 (0.536 = 30/56) than at density 2 (0.222 = 16/72) (Fisher's exact test, $P < 0.001$).

Logistic regression analysis showed that diapause induction was not affected by the interaction between larval density and bark surface area, indicating that the response of diapause induction to bark surface area did not differ between larval densities (Table 3). Thus, with the interaction excluded, diapause induction was affected by bark surface area and larval density (likelihood ratio statistic = 24.9, $df = 2$, $P < 0.001$) (Table 3). The probability of entering diapause was 0.232 times smaller at density 2 than at density 1 for larvae in pine bolts with equal bark surface area (odds ratio ± standard error = 0.232 ± 0.097, 95% confidence interval = 0.102–0.525) (Fig. 1). Probability of entering diapause increased with increasing bark surface area for both density 1

Table 3. Results of logistic regression analysis for effects of initial density of larvae (L), bark surface area of pine bolt (A) or bark surface area/larva (Ac), and adult mass (M) on induction of diapause in *Monochamus alternatus alternatus*.

Model	Explanatory variable or interaction	Coefficient ± SE*	Z value	P value
Full†	A × L	-0.001 ± 0.005	-0.19	0.853
Reduced‡	Bark surface area (A)	0.008 ± 0.002	3.30	0.001
	Larval density 2§ (L)	-1.462 ± 0.417	-3.51	< 0.001
	Constant	-2.359 ± 0.798	-2.96	0.003
Full†	Ac × L	-0.006 ± 0.008	-0.80	0.426
Reduced‡	Bark surface area/larva (Ac)	0.009 ± 0.003	3.17	0.002
	Larval density 2§ (L)	0.052 ± 0.595	0.09	0.930
	Constant	-2.790 ± 0.956	-2.92	0.004
Density 1¶	Bark surface area (A)	0.00825 ± 0.00310	2.66	0.008
	Constant	-2.473 ± 1.010	-2.45	0.014
Density 2¶¶	Bark surface area (A)	0.00735 ± 0.00373	1.97	0.049
	Constant	-3.640 ± 1.292	-2.82	0.005
Density 2¶¶	Bark surface area/larva (Ac)	0.0147 ± 0.0075	1.97	0.049
	Constant	-3.640 ± 1.292	-2.82	0.005
Full**	L × M	-0.012 ± 0.006	-2.22	0.027
Density 1¶	Adult mass (M)	0.01757 ± 0.00483	3.61	< 0.001
	Constant	-9.265 ± 2.516	-3.66	< 0.001
Density 2¶¶	Adult mass (M)	0.00525 ± 0.00268	1.96	0.05
	Constant	-3.126 ± 1.107	-2.82	0.005

Notes: Values of 1 and 0 were given to the induction of diapause and nondiapause, respectively.

* Regression coefficient or constant.

† Full model includes larval density, bark surface area, and their interaction as explanatory variables.

‡ Model excluding the interaction.

§ Density 1 is used as the reference.

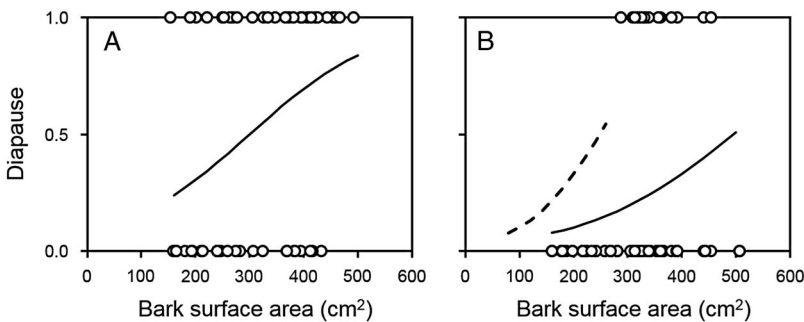
¶ Model for density 1.

¶¶ Model for density 2.

** Full model includes larval density and body mass of adult as explanatory variables.

SE, standard error.

Fig. 1. Relationship between diapause induction and bark surface area for *Monochamus alternatus alternatus* reared (A) singly and (B) in pairs, in *Pinus thunbergii* bolts. Values of 0 and 1 on the vertical axis indicate the aversion and induction of diapause, respectively. Circles show insects. Curves represent the probability of diapausing depending on the bark surface area; the dotted curve in Fig. 1B is the probability of diapausing versus per capita bark surface area.



(likelihood ratio statistic = 8.0, df = 1, P = 0.005) and density 2 (likelihood ratio statistic = 4.2, df = 1, P = 0.040) (Fig. 1) (Table 3).

To compare the effect of the amount of food available per larva on diapause induction between densities 1 and 2, the bark surface area per larva

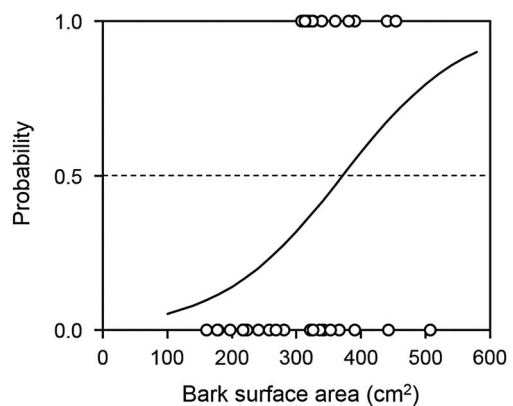
was calculated for each bolt at density 2. Then logistic regression analysis showed that diapause induction was not affected by the interaction between larval density and per capita bark surface area (Table 3). When excluding the interaction, the probability of entering diapause was affected by per capita bark surface area and constant, whereas it was not affected by larval density, revealing there was no difference in the diapause-inducing response to per capita amount of food available between densities 1 and 2 (likelihood ratio statistic = 24.3, $df = 2$, $P < 0.001$) (Table 3). Probability of entering diapause increased as per capita bark surface area of pine bolt increased at density 2 in the similar manner to that at density 1 (likelihood ratio statistic = 4.2, $df = 1$, $P = 0.040$) (Table 3) (Fig. 1).

Of 41 pine bolts that were inoculated with two larvae, 20 bolts produced two nondiapausing insects in the first incubation period and 12 produced one nondiapausing insect and one diapausing insect (Table 2). Interestingly, the pine bolts that produced nondiapausing insects had a wide range of bark surface area, between 160 and 507 cm^2 , whereas bolts that produced both nondiapausing and diapausing insects had bark surface areas of more than 308 cm^2 (Fig. 2). Thus, the probability that a pine bolt produced a diapausing larva increased with bark surface area (Fig. 2) and was estimated to be 0.796 at a bark surface area of 500 cm^2 .

Effects of crowding on larval growth and adult body size

The full ANCOVA model showed that adult body mass was not affected by any of the interactions of diapause, larval density or sex, with the bark surface area (Table 4), so a reduced ANCOVA was run with diapause, larval density, and sex as categorical variables and bark surface area as a covariate (reduced model, $M = \text{constant} + L + D + S + A + L \times D + L \times S + D \times S + L \times D \times S$). Adult body mass was affected by larval density, diapause, and bark surface area but not by sex or any interactions among the three main effects (Table 4). Mean body mass was heavier for adults that experienced larval diapause (546.2 ± 27.4 mg, $n = 40$) than those that did not (383.9 ± 10.9 mg, $n = 77$). Adults that emerged from bolts inoculated with one larva (537.5 ± 19.6 mg, $n = 49$) were heavier than

Fig. 2. Relationship between bark surface area of *Pinus thunbergii* bolts and the probability that one of two *Monochamus alternatus alternatus* larvae undergoes diapause when inoculated in pairs on bolts. Bolts in which both insects developed to adults without diapause are represented by a probability of zero and bolts in which one larva entered diapause and the other did not are represented by a probability of 1. Circles indicate pine bolts. In logistic regression analysis, regression coefficient \pm standard error = 0.0106 ± 0.0054 , $Z = 2.0$, $P = 0.048$ for bark surface area, constant \pm standard error = -3.937 ± 1.812 , $Z = -2.2$, $P = 0.030$; likelihood ratio statistic = 4.8, $df = 1$, $P = 0.028$.



those that emerged from bolts inoculated with two larvae (368.7 ± 13.5 mg, $n = 68$).

Adult body mass was closely, positively correlated with the body mass of diapausing larvae (Fig. 3). Analysis of covariance showed that the body mass of adults that experienced larval diapause was not affected by any interaction between density, sex, and larval body mass (Table 4). Thus, when larvae in diapause were weighed, adult body mass was determined mainly by larval body mass and was not affected by larval density, sex, or their interaction (Table 4).

Analysis of covariance also showed that the elytron length was not affected by interactions between main effects and bark surface area (Table 4). The reduced ANCOVA with the bark surface area as a covariate showed that the elytron length was affected by density, sex, and bark surface area, but not by diapause or by any interaction between diapause, density, and sex (Table 4). Mean elytron length was greater for adults that emerged from bolts inoculated with

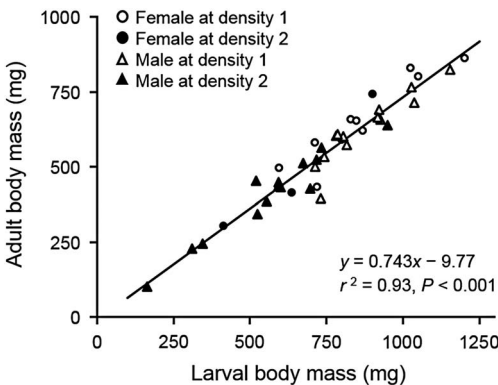
Table 4. Analysis of variance tables for effects of initial density of *Monochamus alternatus alternatus* larvae (L), diapause (D), sex (S), bark surface area of *Pinus thunbergii* bolt (A), and their interactions on adult mass, elytron length, and development time, and ANOVA tables for effects of larval density (L), sex (S), and mass of larvae in diapause (W) on mass of adult that underwent diapause.

Trait	Model	Source of variation	F value	df	P value
Adult mass	Full	All interactions*	< 1.36	1, 101	> 0.246
	Reduced	Larval density (L)	38.6	1, 108	< 0.001
		Diapause (D)	24.6	1, 108	< 0.001
		Sex (S)	2.01	1, 108	0.154
		Bark surface area (A)	5.81	1, 108	0.018
Mass of adult that underwent diapause	Full	L × D, L × S, D × S, L × D × S	< 2.37	1, 108	> 0.127
	Reduced	Larval density (L)	0.022	1, 35	0.882
		Sex (S)	1.90	1, 35	0.177
		Larval mass (W)	304	1, 35	< 0.001
		L × S	0.127	1, 35	0.724
Elytron length	Full	All interactions*	< 0.354	1, 100	> 0.553
	Reduced	Larval density (L)	24.1	1, 107	< 0.001
		Diapause (D)	0.019	1, 107	0.890
		Sex (S)	31.1	1, 107	< 0.001
		Bark surface area (A)	4.59	1, 107	0.034
Development time	Full	All interactions*	< 0.128	1, 101	> 0.722
	Reduced	Larval density (L)	0.319	1, 108	0.573
		Diapause (D)	576	1, 108	< 0.001
		Sex (S)	0.127	1, 108	0.722
		Bark surface area (A)	4.00	1, 108	0.048
		L × D, L × S, D × S, L × D × S	< 0.232	1, 108	> 0.631

Note:

* L × D, L × S, L × A, D × S, D × A, S × A, L × D × S, L × D × A, L × S × A, D × S × A, and L × D × S × A.

Fig. 3. Adult body mass versus larval body mass for *Monochamus alternatus alternatus* that underwent larval diapause. Different symbols denote males or females that obtained from pine bolts that had been inoculated with larvae either singly or in pairs.



one larva (16.7 ± 0.1 mm, $n = 49$) than for those that emerged from bolts inoculated with two larvae (15.3 ± 0.2 mm, $n = 67$). Females had longer elytra (16.6 ± 0.2 mm, $n = 58$) than males (15.2 ± 0.2 mm, $n = 58$).

Development time from bolt inoculation to adult emergence for nondiapausing larvae, and from return to 25 °C to adult eclosion for diapausing larvae was not affected by any interaction with bark surface area (Table 4). The reduced model showed that development was affected by diapause and bark surface area, but not by density, sex, or any interactions (Table 4). Mean time for diapausing insects to complete the post-diapause development (26.1 ± 0.5 days, $n = 40$) was shorter than that for nondiapausing insects to complete the development (93.4 ± 1.7 days, $n = 77$).

There was no difference in the number of ovarioles between females that developed in bolts

inoculated with one versus two larvae (only diapausing insects measured) (Table 1).

Effects of crowding on the relation between larval growth and diapause induction

The probability of larval diapause was positively related to adult body mass but the slope of the regression differed between larvae reared singly versus in pairs, *i.e.*, there was a significant interaction between larval density per bolt and adult body mass (Table 3) (Fig. 4). As adult body mass increased from 200 to 800 mg, the probability of larval diapause increased from 0.003 to 0.992 at density 1, and 0.111 to 0.745 at density 2 (Table 3) (Fig. 4). At density 2, large full-grown larvae did not necessarily enter diapause and small full-grown larvae did not necessarily develop uninterruptedly (Fig. 4).

Of 41 bolts inoculated with two larvae, two live adults emerged from each of 28 bolts and the difference in body mass between the adult that emerged first versus second from the same bolt ranged from minus 185 mg to plus 420 mg (Fig. 5). The range of differences in body mass between the first-emerging versus second-emerging adults was greater in bolts with bark surface area $> 300 \text{ cm}^2$ than in those with the bark surface area $< 300 \text{ cm}^2$ (Fig. 5). When a diapause insect and a nondiapause insect were produced from the same bolt, six heavy adults had experienced diapause as larvae and three heavy adults had not, indicating that bark surface area (or available food) did not affect induction of diapause directly at density 2 but affected it through the larval interaction.

Discussion

This study has shown that for *M. alternatus alternatus* larvae reared on *P. thunbergii* bolts at a constant 25 °C, 16 light:8 dark hours, and 100% relative humidity, the proportion that underwent diapause was lower for insects reared two larvae per bolt (0.222) than one larva per bolt (0.536). That is, *M. alternatus alternatus* exhibited inverse density-dependent induction of diapause. The probability of diapausing increased with increasing bark surface area of pine bolts (a proxy for amount of food available), for larvae reared singly or in pairs (Fig. 1).

Fig. 4. Relationship between induction of larval diapause and adult body mass in *Monochamus alternatus alternatus*. The newly hatched larvae were inoculated on *Pinus thunbergii* bolts singly (a solid curve) or in pairs (a broken curve). Vertical axis represents the probability of diapausing. Actual data are not shown in this figure. In logistic regression analysis, likelihood ratio statistic = 27.8, $df = 1$, $P < 0.001$ for density 1; likelihood ratio statistic = 4.16, $df = 1$, $P = 0.041$ for density 2.

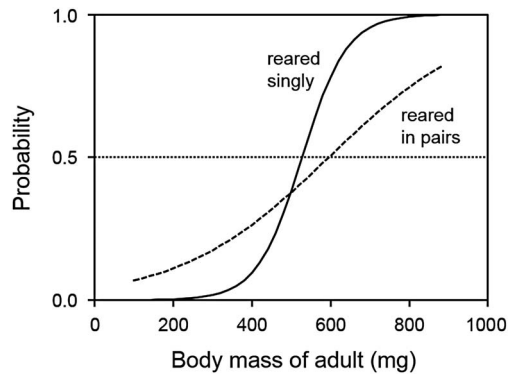
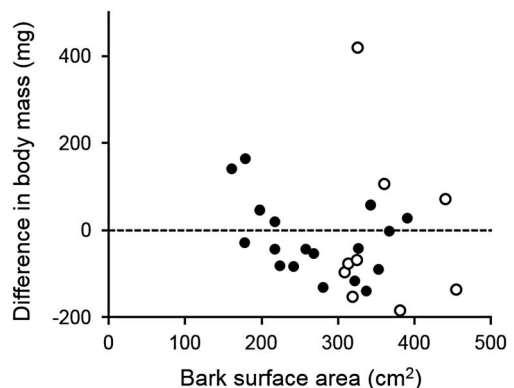


Fig. 5. Relation between the difference in body mass between two early-emerging and late-emerged adults and the bark surface area of *Pinus thunbergii* bolt where the two *Monochamus alternatus alternatus* larvae were inoculated at the first instar. Solid circles show the difference in body mass between two diapause-averting adults. Open circles show the value of a diapause-averting adult body mass minus a diapause-experiencing adult body mass.



Food shortage was a significant factor responsible for the inverse density-dependent diapause response.

Density-dependent induction of diapause has been found in more insect subfamilies than inverse density-dependent induction of diapause, although the literature is not extensive (Table 5). Our study adds *M. alternatus alternatus* to the list of species exhibiting inverse density-dependent response in diapause induction.

Some proximate factors responsible for density dependency have been reported so far: mutual tactile stimulation, biological conditioning by faeces or diapause-inducing substances, body mass, and reduced developmental time by overcrowding, which is shorter than the number of short-day cycles required to induce diapause (Table 5). Thus, this study is the first to report that food shortage is a factor responsible for density dependency of diapause induction.

Amount of food available determines body mass of final instars through growth, which may be divided into rate and period of growth. If body mass at the end of the final instar determines the probability of entering diapause, as shown in the noctuid moth, *Helicoverpa armigera* (Hübner) (Lepidoptera: Noctuidae) (Liu *et al.* 2010), and the blowfly, *Calliphora vicina* (Saunders 1997), then the relationship between larval body mass and diapause induction should not differ between the two density classes. However, the relationship between probability of diapause induction and adult body mass was different for *M. alternatus alternatus* larvae that developed one per bolt versus two per bolt (Fig. 4). Also, in bolts that produced two adults, one from a nondiapausing larva and the other from a diapausing larva, the adult body mass of the latter was sometimes lighter than the former and in other cases the reverse was true (Fig. 5). Thus, we have to discard the hypothesis that the probability of diapause induction is determined directly by the body mass of full-grown larvae. We instead have to take account of the effect of larval interaction on diapause induction, because one of the two larvae may prevent the other from feeding freely. The process of growth may be more important in inducing diapause and nondiapausing than the result of growth, *i.e.*, larval mass at the end of final instar.

It is reasonable to assume a positive correlation between larval growth rate in late instars and diapause induction because heavy adults tended to undergo diapause during the larval stage whereas

light adults tended to forego it. Under this assumption, for a single larva on a bolt, growth rate may be largely determined by the amount of food available; a late instar with high growth rate would undergo diapause and emerge as a relatively large adult, whereas a late instar with low growth rate would forego diapause and emerge as a relatively small adult (Fig. 6A).

Under the assumption of a positive correlation between larval growth rate and diapause induction, I propose scenarios that might explain how various interactions among larvae feeding in the same bolt may mediate the relationship between amount of food available and larval growth rate which, in turn, is related closely to probability of diapause induction and adult body size (Fig. 6). For two larvae inoculated on a single pine bolt with an insufficient amount of food available for full growth of both larvae, they will grow at a low rate, resulting in both larvae foregoing diapause. When two larvae are inoculated on a bolt with sufficient food for full growth of each larva, the growth rate of one larva is determined by the initial amount of food available and its sensitivity to the other larva, *i.e.*, the extent to which the rate of food consumption by one larva is reduced by the other. If one of the larvae prevents the other from feeding sufficiently, one larva may maintain a high growth rate, enter diapause, and emerge as a large adult, while the other larva may grow more slowly, forego diapause, and emerge as a smaller adult (Fig. 6B).

In still another scenario, if one of two larvae grows fast in the early instars but subsequently slows its growth rate in later instars in response to the other larva, it may forego diapause and yet emerge as a relatively large adult. By contrast, another larva might grow slowly during the early instars but attain high growth rate in later instars due to disappearance of the competing larva, undergo diapause, and emerge as a relatively small adult (Fig. 6C). When larvae were inoculated in pairs on 58 15-cm-long *P. thunbergii* bolts of 2.9–8.6 cm in diameter, there was found a great difference in body mass of three-week-old larvae between 24 and 352 mg at 25 °C (K.T., unpublished data). This observation suggests it is a likely scenario because small larvae feed on leftover food. Transferring young larvae of different growth rates between different density classes may verify those scenarios.

Table 5. Characteristics of insects exhibiting the effect of population density on the incidence of diapause at preimaginal stages.

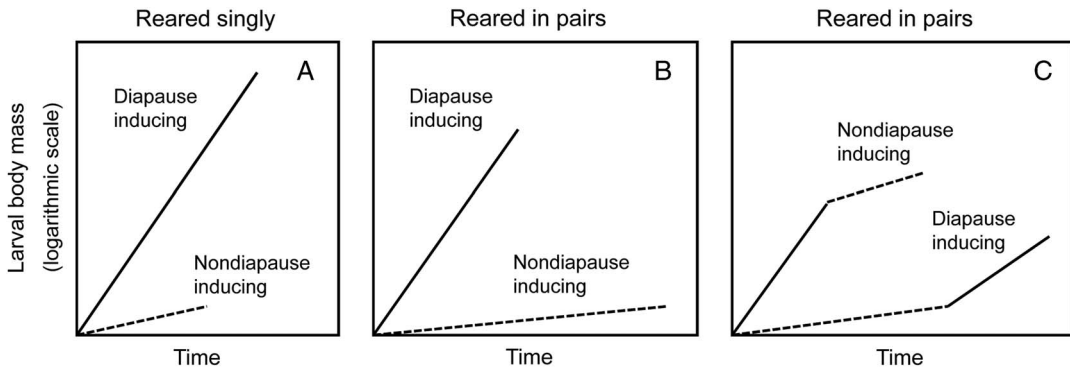
Order	Family	Species	Diapause incidence with increasing population density	Developmental stage when diapause occurs	Mechanism of crowding effect	Reference*		
Coleoptera	Dermestidae	<i>Attagenus anthrenoides</i> (Wollaston)	Decrease	FL		1		
		<i>Attagenus brunneus</i> Faldermann	Increase	FL		2		
		<i>Trogoderma inclusum</i> LeConte	Decrease	FL		3		
		<i>Trogoderma glabrum</i> (Herbst)	Decrease	FL		4, 5		
		<i>Trogoderma granarium</i> Everts	Increase	FL	MS, FP, OF	6, 7		
		<i>Trogoderma grassmani</i> Beal	Decrease	FL		8		
		<i>Trogoderma simplex</i> Jayne	Decrease	FL		9		
		<i>Trogoderma sternale</i> Jayne	Decrease	FL		8		
		<i>Trogoderma variabile</i> Ballion	Decrease	FL		MS		
		<i>Trogoderma variabile</i> Ballion	Decrease	FL		MS		
	Tenebrionidae	<i>Amphidora littoralis</i> Eschscholtz	Increase	FL		MS	10, 11, 12	
		<i>Argoporis alutacea</i> Casey	Increase	FL		MS	13	
		<i>Eleodes armata</i> LeConte	Increase	FL		MS	13	
		<i>Neatus tenebrioides</i> (Palisot de Beauvois)	Increase	FL		MS	13	
		<i>Tenebrio molitor</i> Linnaeus	Increase	FL		MS	13	
		<i>Tenebrio obscurus</i> Fabricius	Increase	FL		MS	13	
		<i>Tribolium freemani</i> Hinton	Increase	FL		MS	14	
		<i>Zophobas rugipes</i> Kirsch	Increase	FL		MS, CF	13	
		Cerambycidae	<i>Monochamus alternatus alternatus</i> Hope	Decrease	FL		FS	15
		Diptera	Drosophilidae	<i>Chymomyza costata</i> (Zetterstedt)	Increase	FL		16
Sarcophagidae	<i>Sarcophaga argyrostoma</i> (Robineau-Desvoidy)		Decrease	P		RC	17	
Calliphoridae	<i>Calliphora vicina</i> Robineau-Desvoidy		Decrease	FL		SBM	18	
Lepidoptera	Tortricidae	<i>Cydia pomonella</i> (Linnaeus)	Increase	FL		19		
	Pyrilidae	<i>Cadra cautella</i> (Walker)	Increase	FL		BC	20, 21	
		<i>Plodia interpunctella</i> (Hübner)	Increase	FL		MS	22	
	Geometridae	<i>Chiasmia clathrata</i> (Linnaeus)	Increase	P		23		
	Noctuidae	<i>Naranga aenescens</i> Moore	Increase	P		MS	24	
Hymenoptera	Diprionidae	<i>Diprion pini</i> (Linnaeus)	Increase	EN		25		

Notes:

* 1, Burges and Cammell (1964); 2, Barak and Burkholder (1977); 3, Strong (1975); 4, Beck (1971a, 1971b); 5, Archer and Strong (1975); 6, Burges (1962, 1963); 7, Nair and Desai (1972); 8, Wilson (1970) which is cited by Bell (1994); 9, Strong and Mead (1975); 10, Partida and Strong (1975); 11, Elbert and Levinson (1979); 12, Abdelghany *et al.* (2015); 13, Tschinkel and Willson (1971); 14, Nakakita (1982); 15, this study; 16, Botella and Mensua (1987); 17, Saunders (1975); 18, Saunders (1997); 19, Brown *et al.* (1979); 20, Bell and Bowley (1980); 21, Hagstrum and Silhacek (1980); 22, Tsuji (1959); 23, Välimäki *et al.* (2013); 24, Iwao (1956); 25, Geri and Goussard (1989).

FL, full-grown larva; EN, eonymph (prepupa); P, pupa; MS, mutual tactile stimulation between larvae; FP, faecal pellets; OF, old culture food; CF, contaminated with frass; FS, food shortage; RC, reduced developmental time; SBM, small body mass; BC, diapause-inducing substances deposited in diet by larvae.

Fig. 6. Diagram of the proposed mechanism of inversely density-dependent diapause induction in *Monochamus alternatus alternatus*. When reared singly, induction of diapause is determined by larval growth rate, which is related to the amount of food available (A). When reared in pairs, a larva that grows fast in the early larval stages enters diapause if the high growth rate is maintained in the later instars. As the result, the other develops to pupa uninterruptedly because of a low growth rate (B). If a fast growing larva reduces the growth rate in the late part of larval stage and leaves the pine bolt as an adult, the other gains a high growth rate and enters the diapause (C). Solid and broken lines show the high and low growth rates, resulting in the induction and aversion of diapause, respectively.



A genetic component may also be associated with the suppressive effect of food shortage, therefore larval crowding, on diapause induction in *M. alternatus alternatus*. Unlike the Taiwanese subspecies, larvae of the Japanese subspecies enter diapause when reared on pine bolts at 25 °C and 16 light:8 dark hours. Reciprocal crossing between the Japanese and Taiwanese subspecies produced diapause offspring (K.T., unpublished data), indicating that the nondiapause phenotype is recessive to the diapause phenotype. Artificial selection for nondiapause insects of the Taiwanese subspecies resulted in low incidence of diapause of 0–9% in sixth or further generations at a density class of one larva per bolt, showing quick disappearance of “diapause-inducing” genes (K.T., unpublished data). Further studies are needed to determine effects of genetic component, temperature, photoperiod, crowding, and their interactions on diapause induction in *M. alternatus alternatus*.

Why is diapause induction directly density-dependent in some insects and inverse density-dependent in others? As mechanical stimulation between insects is related to both types (Table 5), it is difficult to connect proximate diapause-inducing factors with the two types of density dependency. Food items also cannot explain the difference between two types of density-dependent diapause

induction, because they overlap between the two groups in stored product insects (Table 5), although Danks (1987) points out that *S. argyrostoma*, which exhibits inverse density-dependent induction of diapause, feed collectively on a somewhat ephemeral food supply.

Burges (1963) states that diapause in arthropods commonly fulfils one or more of three functions: the survival of food shortage, the survival of an unfavourable period such as winter, and the synchronising of adult emergence. Considering the three functions, it is reasonable to assume that the density dependency of diapause induction is related closely with food shortage, because it is found under specified constant conditions suitable for development in the laboratory. However, in tenebrionid beetles, Tschinkel and Willson (1971) infer that the ultimate factors responsible for density-dependent induction of diapause are cannibalism of prepupae and newly eclosed adults by large active larvae and other adults, respectively.

Enhanced larval density may be a reliable cue of future depletion of food for the current (and following) generations. Therefore, larvae at a high density must halt development as larvae or pupae or disperse as adults to locate the food for offspring. When fresh food such as new leaves of host plants and newly stored cereal and

commodities in warehouses is re-supplied periodically or intermittently to insects, it is considered that diapause at larval and pupal stages enhances fitness because of no risk of post-diapause food shortage, leading to a density-dependent induction of diapause. By contrast, when fresh food is not expected to be re-supplied, insects at high density do better to continue their development uninterrupted and leave the birthplace as adults, because insects at preimaginal stages may diminish in body mass and increase in mortality during an extended duration of diapause (Saunders *et al.* 1999; Matsuo 2006). This explanation has already been applied to the reduced diapause induction in *M. alternatus alternatus* larvae that are short in food (Togashi 2014).

Examples of species exhibiting density-dependent induction of diapause, are *Cydia pomonella*, *Chiasmia clathrata*, *Naranga aenescens* Moore (Lepidoptera: Noctuidae), and *Diprion pini* for which post-diapause individuals may expect to encounter fresh food sources of apples (*Malus* Miller; Rosaceae), *Lathyrus pratensis* Linnaeus (Fabaceae) leaves, rice plant leaves (*Oryza* Linnaeus; Poaceae), and needle foliage, respectively, at the same sites the following year. The tenebrionid *Zophobas rugipes* Kirsch (Coleoptera: Tenebrionidae) lives in fruit-bat guano in caves (Tschinkel and Willson 1971). The stored product insects, *Plodia interpunctella* (Hübner) (Lepidoptera: Pyralidae), *Cadra cautella* (Walker) (Lepidoptera: Pyralidae), and seven other tenebrionids are also expected to receive newly harvested cereal and other commodities every year.

By contrast, among species exhibiting inverse density-dependent induction of diapause, two dipteran flies, *Calliphora vicina* and *Sarcophaga argyrostoma* deposit eggs on recently dead animals (Saunders 1975; Saunders *et al.* 1999) and *M. alternatus alternatus* lays eggs on the trunks and branches of recently dead pine trees. Dermestid beetles as a group appear to have been primarily confined to feeding on substances of animal origin (Nair and Desai 1972) and essentially scavengers (Bell 1994), although they feed on various food items such as wheat (*Triticum* Linnaeus; Poaceae), pollen, dog food, and dead moths when provided (Archer and Strong 1975; Partida and Strong 1975; Strong 1975; Strong and Mead 1975). Thus, original food items are

unpredictable, ephemeral resources in time and space for *C. vicina*, *S. argyrostoma*, *M. alternatus alternatus*, and dermestid beetles, and larvae have limited or no ability to disperse to new food sources, once the food in the birth host is depleted.

Thus, it appears that the effect of insect density on diapause induction is likely to be related closely to the relative availability of suitable food throughout larval development. In species like *M. alternatus alternatus*, for which the food resources are ephemeral and unpredictable in time and space, and larvae are restricted to their birth host, diapause induction is inversely density-dependent, whereas in species like *Cydia pomonella* and *Naranga aenescens*, for which the food resources are more predictable because food plants sprout and produce fruits at the same place each year, diapause induction is more likely to be directly density-dependent.

Acknowledgements

The author is grateful to Dr. W. Toki for providing the Taiwanese *M. alternatus alternatus*; to the staff of Tanashi University Forest, University of Tokyo, for helping transfer pine logs; and to the subject editor and two reviewers for making invaluable comments and suggestions. This work was supported in part by JSPS KAKENHI grants (22380081 and 26292080). Introduction of prohibited species was permitted under special conditions by Minister of Agriculture, Forestry and Fisheries, Japan (21Y1218).

References

- Abdelghany, A.Y., Suthisut, D., and Fields, P.G. 2015. The effect of diapause and cold acclimation on the cold-hardiness of the warehouse beetle, *Trogoderma variabile* (Coleoptera: Dermestidae). *The Canadian Entomologist*, **147**: 158–168.
- Archer, T. and Strong, R.G. 1975. Comparative studies on the biologies of six species of *Trogoderma*: *T. glabrum*. *Annals of the Entomological Society of America*, **68**: 105–114.
- Barak, A.V. and Burkholder, W.E. 1977. Studies on the biology of *Attageus elongatulus* Casey (Coleoptera: Dermestidae) and the effects of larval crowding on pupation and life cycle. *Journal of Stored Products Research*, **13**: 169–175.

- Beck, S.D. 1971a. Growth and retrogression in larvae of *Trogoderma glabrum* (Coleoptera: Dermestidae). 1. Characteristics under feeding and starvation conditions. *Annals of Entomological Society of America*, **64**: 149–155.
- Beck, S.D. 1971b. Growth and retrogression in larvae of *Trogoderma glabrum* (Coleoptera: Dermestidae). 2. Factors influencing pupation. *Annals of Entomological Society of America*, **64**: 946–949.
- Bell, C.H. 1994. A review of diapause in stored product insects. *Journal of Stored Products Research*, **30**: 99–120.
- Bell, C.H. and Bowley, C.R. 1980. Effect of photoperiod and temperature on diapause in a Florida strain of the tropical warehouse moth *Ephestia cautella*. *Journal of Insect Physiology*, **26**: 533–538.
- Botella, L.M. and Mensua, J.L. 1987. Larval diapause induced by crowding in *Chymomyza costata* (Diptera: Drosophilidae). *Annales Entomologici Fennici*, **53**: 41–47.
- Brown, G.C., Berryman, A.A., and Bogyo, T.P. 1979. Density-dependent induction of diapause in the codling moth, *Laspeyresia pomonella* (Lepidoptera: Olethreutidae). *The Canadian Entomologist*, **111**: 431–433.
- Burges, H.D. 1962. Diapause, pest status and control of the Khapra beetle, *Trogoderma granarium* Everts. *Annals of Applied Biology*, **50**: 614–617.
- Burges, H.D. 1963. Studies on the dermestid beetle, *Trogoderma granarium* Everts. VI. Factors inducing diapause. *Bulletin of Entomological Research*, **54**: 571–587.
- Burges, H.D. and Cammell, M.E. 1964. Effects of temperature and humidity on *Trogoderma anthrenoides* (Sharp) (Coleoptera: Dermestidae) and comparisons with related species. *Bulletin of Entomological Research*, **55**: 313–325.
- Danks, H.V. 1987. Insect dormancy: an ecological perspective. *Biological Survey of Canada (Terrestrial Arthropods)*, Ottawa, Ontario, Canada.
- Danks, H.V. 2007. The elements of seasonal adaptations in insects. *The Canadian Entomologist*, **139**: 1–44.
- Elbert, A. and Levinson, H.Z. 1979. Regulation of diapause in larvae of *Trogoderma variabile* by population density. *Naturwissenschaften*, **66**: 621–622.
- Enda, N. and Kitajima, H. 1990. Rearing of adults and larvae of the Taiwanese pine sawyer (*Monochamus alternatus* Hope, Coleoptera, Cerambycidae) on artificial diets. In *Transactions of the 101st Annual Meeting of the Japanese Forestry Society*. Edited by the Japanese Forestry Society. The Japanese Forestry Society, Tokyo, Japan. Pp. 503–504. [In Japanese].
- Geri, C. and Goussard, F. 1989. Incidence de l'importance numérique des colonies larvaires sur l'induction de la diapause de *Diprion pini* L. (Hym. Diprionidae). *Journal of Applied Entomology*, **108**: 131–137.
- Hagstrum, D.W. and Silhacek, D.L. 1980. Diapause induction in *Ephestia cautella*: an interaction between genotype and crowding. *Entomologia Experimentalis et Applicata*, **28**: 29–39.
- Iwao, S. 1956. The effect of population density on the induction of diapause in the rice green caterpillar, *Naranga aeneascens* Moore (Lepidoptera: Noctuidae). *Physiology and Ecology Japan*, **7**: 28–38. [In Japanese with English summary].
- Kishi, Y. 1976. Occurrence prediction of *Monochamus alternatus* adults using overwintered larvae confined in split wood. *Forest Pests*, **25**: 96–98. [In Japanese].
- Lindgren, B.S. and Raffa, K.F. 2013. Evolution of tree killing in bark beetles (Coleoptera: Curculionidae): trade-offs between the maddening crowds and a sticky situation. *The Canadian Entomologist*, **145**: 471–495.
- Liu, Z.D., Gong, P.Y., Li, D.M., and Wei, W. 2010. Pupal diapause of *Helicoverpa armigera* (Hübner) (Lepidoptera: Noctuidae) mediated by larval host plants: pupal weight is important. *Journal of Insect Physiology*, **56**: 1863–1870.
- Matsuo, Y. 2006. Cost of prolonged diapause and its relationship to body size in a seed predator. *Functional Ecology*, **20**: 300–306.
- Nair, K.S.S. and Desai, A.K. 1972. Some new findings on factors inducing diapause in *Trogoderma granarium* Everts (Coleoptera: Dermestidae). *Journal of Stored Products Research*, **8**: 27–54.
- Nakakita, H. 1982. Effect of larval density on pupation of *Tribolium freemani* Hinton (Coleoptera: Tenebrionidae). *Applied Entomology and Zoology*, **17**: 269–276.
- Nakamura-Matori, K. 2008. Vector-host tree relationships and the abiotic environment. In *Pine wilt disease*. Edited by B.G. Zhao, K. Futai, J.R. Sutherland, and Y. Takeuchi. Springer, Tokyo, Japan. Pp. 144–161.
- Partida, G.J. and Strong, R.G. 1975. Comparative studies on the biologies of six species of *Trogoderma*: *T. variabile*. *Annals of the Entomological Society of America*, **68**: 115–125.
- Saunders, D.S. 1975. Manipulation of the length of sensitive period, and the induction of pupal diapause in the flesh-fly, *Sarcophaga argyrostoma*. *Journal of Entomology Series A, General Entomology*, **50**: 107–118.
- Saunders, D.S. 1997. Under-sized larvae from short-day adults of the blow fly, *Calliphora vicina*, side-step the diapause programme. *Physiological Entomology*, **22**: 249–255.
- Saunders, D.S. 2002. *Insect clocks*, 3rd edition, Elsevier, Amsterdam, The Netherlands.
- Saunders, D.S., Wheeler, I., and Kerra, A. 1999. Survival and reproduction of small blow flies (*Calliphora vicina*; Diptera: Calliphoridae) produced in severely overcrowded short-day larval cultures. *European Journal of Entomology*, **96**: 19–22.
- Shibata, E. and Togashi, K. 2002. Life and resource utilization of insects living on tree phloem and wood. *Japanese Journal of Ecology*, **52**: 55–57. [In Japanese].
- Strong, R.G. 1975. Comparative studies on the biologies of six species of *Trogoderma*: *T. inclusum*. *Annals of the Entomological Society of America*, **68**: 91–104.

- Strong, R.G. and Mead, D.W. 1975. Comparative studies on the biologies of six species of *Trogoderma*: *T. simplex*. *Annals of the Entomological Society of America*, **68**: 565–573.
- Tauber, M.J., Tauber, C.A., and Masaki, S. 1986. *Seasonal adaptations of insects*. Oxford University Press, Oxford, United Kingdom.
- Togashi, K. 1989a. Development of *Monochamus alternatus* Hope (Coleoptera: Cerambycidae) in relation to oviposition time. *Japanese Journal of Applied Entomology and Zoology*, **33**: 1–8. [In Japanese with English summary].
- Togashi, K. 1989b. Development of *Monochamus alternatus* Hope (Coleoptera: Cerambycidae) in *Pinus thunbergii* trees weakened at different times. *Journal of Japanese Forest Society*, **71**: 383–386. [In Japanese with English summary].
- Togashi, K. 1991. Different developments of overwintered larvae of *Monochamus alternatus* (Coleoptera: Cerambycidae) under a constant temperature. *Japanese Journal of Entomology*, **59**: 149–154.
- Togashi, K. 1995. Diapause avoidance for life cycle regulation of *Monochamus alternatus* (Coleoptera: Cerambycidae). In *International symposium on pine wilt disease caused by pine wood nematode*. Edited by B. Yang, M. Xu, and Y. Wang. Chinese Society of Forestry, Beijing, China. Pp. 119–127.
- Togashi, K. 1997. Lifetime fecundity and body size of *Monochamus alternatus* (Coleoptera: Cerambycidae) at a constant temperature. *Japanese Journal of Entomology*, **65**: 458–470.
- Togashi, K. 2014. Effects of larval food shortage on diapause induction and adult traits in Taiwanese *Monochamus alternatus alternatus*. *Entomologia Experimentalis et Applicata*, **151**: 34–42.
- Togashi, K., Kasuga, H., Yamashita, H., and Iguchi, K. 2008. Effect of host tree species on larval body size and pupal-chamber tunnel of *Monochamus alternatus* (Coleoptera: Cerambycidae). *Applied Entomology and Zoology*, **43**: 235–240.
- Togashi, K. and Magira, H. 1981. Age-specific survival rate and fecundity of the adult Japanese pine sawyer, *Monochamus alternatus* Hope (Coleoptera: Cerambycidae), at different emergence times. *Applied Entomology and Zoology*, **16**: 351–361.
- Togashi, K., Miyauchi, M., Kusumoto, D., and Matsushita, N. 2016. Commensal relation between *Bursaphelenchus xylophilus* (Nematoda: Aphelenchoididae) and *Monochamus alternatus* (Coleoptera: Cerambycidae) within pine trees. *Applied Entomology and Zoology*, **51**: 53–62.
- Tschinkel, W.R. and Willson, C.D. 1971. Inhibition of pupation due to crowding in some tenebrionid beetles. *Journal of Experimental Zoology*, **176**: 137–146.
- Tsuji, H. 1959. Studies on the diapause of the Indian-meal moth, *Plodia interpunctella* Hubner II. The effect of population density on the induction of diapause. *Japanese Journal of Applied Entomology and Zoology*, **3**: 34–40.
- Välimäki, P., Kivelä, S.M., and Mäenpää, M.I. 2013. Temperature- and density-dependence of diapause induction and its life history correlates in the geometrid moth *Chiasmia clathrata* (Lepidoptera: Geometridae). *Evolutionary Ecology*, **27**: 1217–1233.
- Wilson, B.G. 1970. Studies on the life history of *Trogoderma sternale maderae* Beal, 1954 with particular reference to facultative diapause. Ph.D. thesis. Vanderbilt University, Nashville, Tennessee, United States of America.
- Yoshikawa, K. 1987. A study of the subcortical insect community in pine trees. III. Species correlation. *Applied Entomology and Zoology*, **22**: 207–215.