


Notes and Announcements



The John B. Neilson Award

Dr. T. Jock Murray, a native of Nova Scotia and Professor of Medical Humanities at Dalhousie University, Halifax is the 1995 recipient of the John B. Neilson Award of Associated Medical Services, Incorporated. The award was presented by Dr. Donald R. Wilson, president of AMS, at a dinner held October 3, 1995 at the Sheraton Hotel in Halifax.

The Neilson Award was established in 1983 by the board of AMS to honour the organization's retiring president, Dr. John B. Neilson. The award is made annually, on the recommendation of a committee of the AMS Board, to a Canadian physician who has made outstanding continuing contributions to the history of medicine.

Dr. Murray is a Professor of Medicine (Neurology) at Dalhousie and Director of the Dalhousie Multiple Sclerosis Research Unit. He was Dean of Medicine at the University from 1985 to 1992. The Neilson Award was given in recognition of Dr. Murray's many contributions to the History of Medicine in Canada: for founding the Dalhousie Society for the History of Medicine, and supporting the American Osler Society and Canadian Society for the History of Medicine; for his numerous publications and other activities that consciously bridge the worlds of medical science and the arts; and for being a role model for numerous medical students and colleagues.

Creutzfeldt-Jakob Disease and Growth Hormone Therapy

In 1985, Creutzfeldt-Jakob Disease was reported in young adults who had received pituitary-derived growth hormone during childhood. To date, there have been more than 60 cases reported worldwide, 15 in the USA, 15 in Great Britain, and over 30 in France. No cases have been reported in Canada, Japan, or Australia. A direct association between Creutzfeldt-Jakob disease and pituitary growth hormone is strongly suggested by the epidemiological data but has not been proven in laboratory animals yet. The continued occurrence of cases worldwide requires vigilance by all physicians in reporting unusual neurological deterioration in any person who has received growth hormone.

Pseudotumour cerebri has been reported worldwide in association with early GH therapy most often in children with chronic renal failure, Turner's syndrome and GH deficiency with obesity. There have been four reported cases in Canada to date.

Since 1988, there have been more than 45 cases of leukemia reported worldwide in children and young adults with GH deficiency treated with GH. There have been two cases in Canada. These cases of leukemia occurred de novo and do not include recurrences of primary leukemia. It is not clear yet whether the risk of leukemia is increased in the GH treated population.

Physicians who note any unexplained neurological or hematological changes in persons previously treated with GH are requested to notify Dr. Heather Dean, Chairperson, Canadian Growth Hormone Advisory Committee at (204) 787-4553 or (204) 787-7435.

Vancouver Specialist Wins Japanese Award

The Japanese government has conferred one of its highest awards on a Vancouver epilepsy specialist. Dr. Juhn A. Wada, EC Scientific Council, and a professor of neuroscience and neurology at the University of British Columbia, received the Order of the Sacred Treasure, Gold and Silver Star from the Emperor and Empress of Japan.

These honours are awarded to people of Japanese descent whose contributions have improved relations between Japan and other countries. An international specialist in epilepsy and brain research, Dr. Wada has helped train about 50 Japanese scientists in the field.

"Some of them are famous now. Many have become very active and that makes me feel very satisfied," Dr. Wada, 71, told the *Vancouver Sun*.

His research has earned awards worldwide, including an honorary doctorate from Hokkaido University. He has served as president for the World Congress of Epilepsy and convenor for the 13th International Congress of Clinical Neurophysiology. Dr. Wada has lectured at universities in Europe, the United States and Japan. In 1992, he was named an Officer of the Order of Canada.

"It feels very good to be recognized by both my mother country and my adopted country," he said.

(Reprinted with permission. Lumina. Nov. 1995: 11)

Canadian Institute for Advanced Research announces first Max Bell Fellow Following \$500,000 Foundation Grant

A Queen's University psychology professor whose cutting edge work in the field of neuroscience led earlier this year to his appointment to the Canadian Institute of Advanced Research (CIAR) has been named the Institute's first Max Bell Fellow.

Dr. Barrie Frost received the honour following news of a \$500,000 grant from the Max Bell Foundation, which made a five-year, \$100,000 per year commitment in support of the Institute's human development program. An award-winning scholar and teacher and a program participant, Frost was selected to serve as a Fellow of the Institute for a five-year period in January.

"The support of the Max Bell Foundation is a great boon to the Institute, in particular the program in human development," says Frost. "It's a great honour to me, and to Queen's, that funding for my fellowship at the CIAR should come through the Max Bell Foundation."

The Foundation, established in 1972 through a gift from the estate of Canadian philanthropist George Maxwell Bell, seeks to encourage initiatives of an innovative and pioneering nature that will make important contributions within their field and are likely

to have an impact on the lives of Canadians across the country. Since its inception, the Foundation has authorized grants totalling more than \$49 million in three main areas: health, Canada and the Asian Pacific, and veterinary science and education.

Established in 1982 as a partnership among universities, governments and the private sector, the CIAR network is based in

Canada and extends to the U.S., Europe, the Middle East and Japan. Renowned scientists and scholars collaborate on interdisciplinary teams to address issues in a variety of program areas ranging from economic growth and population health to evolutionary biology.

Erratum

In the article entitled "Familial Parkinson's Disease: A Clinical Genetic Analysis" (Can J Neurol Sci 1995; 22: 272-279) Figures 2 and 3 should have been printed as follows:

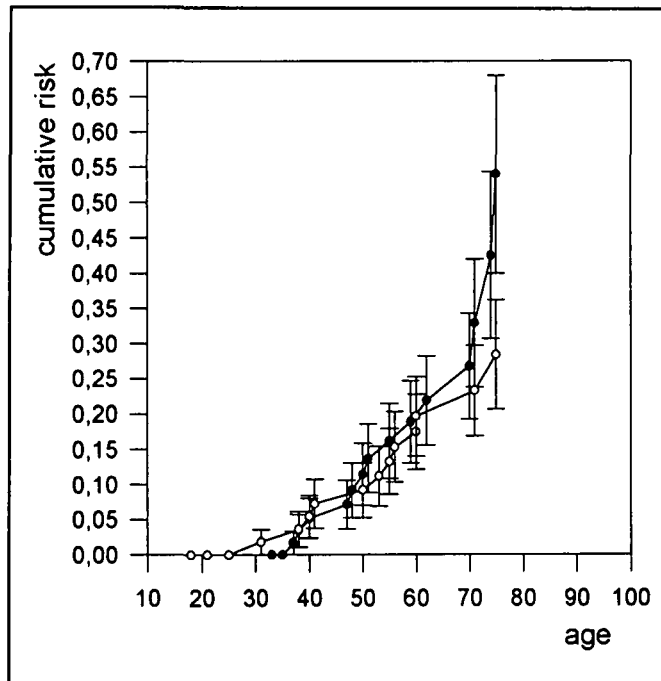


Figure 2: Estimated cumulative risk of PD (\pm standard errors) for siblings (○) and for parents (●) of probands within the 22 multicase families.

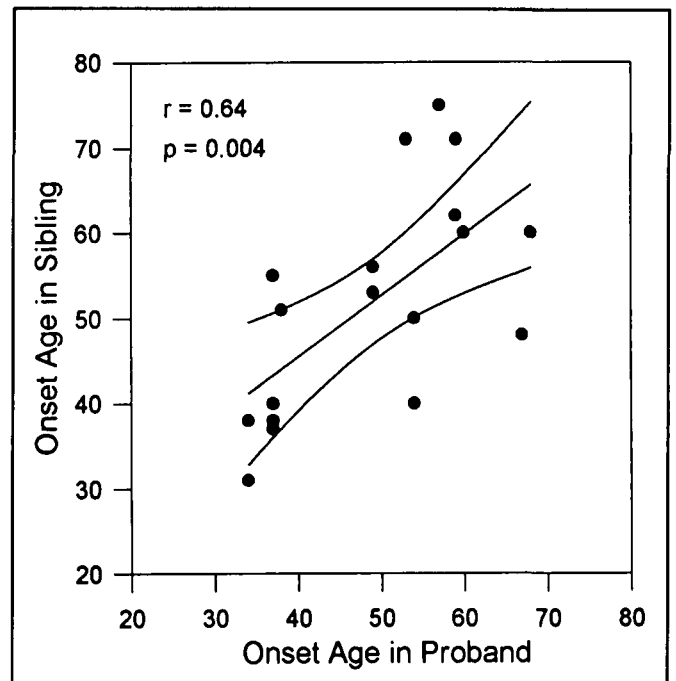


Figure 3. Linear regression analysis of the age of PD onset in probands and each of their affected siblings.