

Generalised quasilinear approximations of turbulent channel flow. Part 1. Streamwise nonlinear energy transfer

Carlos G. Hernández^{1,†}, Qiang Yang² and Yongyun Hwang¹

¹Department of Aeronautics, Imperial College London, South Kensington, London SW7 2AZ, UK

²State Key Laboratory of Aerodynamics, China Aerodynamics Research and Development Centre, Mianyang 621000, PR China

(Received 9 July 2021; revised 5 December 2021; accepted 16 January 2022)

A generalised quasilinear (GQL) approximation (Marston *et al.*, *Phys. Rev. Lett.*, vol. 116, 2016, 104502) is applied to turbulent channel flow at $Re_\tau \simeq 1700$ (Re_τ is the friction Reynolds number), with emphasis on the energy transfer in the streamwise wavenumber space. The flow is decomposed into low- and high-streamwise-wavenumber groups, the former of which is solved by considering the full nonlinear equations whereas the latter is obtained from the linearised equations around the former. The performance of the GQL approximation is subsequently compared with that of a QL model (Thomas *et al.*, *Phys. Fluids*, vol. 26, 2014, 105112), in which the low-wavenumber group only contains zero streamwise wavenumber. It is found that the QL model exhibits a considerably reduced multi-scale behaviour at the given moderately high Reynolds number. This is improved significantly by the GQL approximation which incorporates only a few more streamwise Fourier modes into the low-wavenumber group, and it reasonably well recovers the distance-from-the-wall scaling in the turbulence statistics and spectra. Finally, it is proposed that the energy transfer from the low- to the high-wavenumber group in the GQL approximation, referred to as the ‘scattering’ mechanism, depends on the neutrally stable leading Lyapunov spectrum of the linearised equations for the high-wavenumber group. In particular, it is shown that if the threshold wavenumber distinguishing the two groups is sufficiently high, the scattering mechanism can be completely absent due to the linear nature of the equations for the high-wavenumber group.

Key words: channel flow, turbulence theory

† Email address for correspondence: cg1116@imperial.ac.uk

1. Introduction

It is well known that in canonical wall-bounded turbulent shear flows such as Couette, pipe, channel and boundary-layer flows, linear instability does not arise from the typical mean velocity. This is also true for their laminar base flow at transitional Reynolds numbers. However, even if all infinitesimal disturbances have to eventually decay due to the linear stability of the laminar flow, perturbations can still grow transiently in time and can be amplified by external forcing due to the non-normal nature of the linearised Navier–Stokes equations. The importance of transient growth as the mechanism of developing disturbances was first proposed in Farrell (1984) for the three-dimensional baroclinic turbulence of midlatitude atmospheric flow. Subsequently, this growth has been quantified by the computation of optimal transient growth, optimal harmonic response (resolvent analysis) and stochastic response (controllability gramian) (e.g. Farrell 1988; Butler & Farrell 1993; Farrell & Ioannou 1993*b*; Reddy & Henningson 1993; Trefethen *et al.* 1993; Schmid & Henningson 1994; Bamieh & Dahleh 2001; Jovanović & Bamieh 2005), and it forms an important element in the subcritical transition to turbulence. Over the last two decades, a number of studies have also shown that energy-containing motions (coherent structures) in turbulent flows could well be described with a suitable refinement of the analysis tools for the linearised Navier–Stokes equations, as they share the same amplification mechanism as that of the flow structures observed in transition (e.g. Farrell & Ioannou 1993*a*; Kim & Lim 2000; del Álamo & Jiménez 2006; Cossu, Pujals & Depardon 2009; Hwang & Cossu 2010*a*; McKeon & Sharma 2010; Zare, Jovanović & Georgiou 2017).

Despite this progress, the linearly stable nature of the typical mean velocity in wall-bounded turbulent flows implies that solely the linearised Navier–Stokes equations are not able to describe sustaining velocity fluctuations. Therefore, some minimal amount of nonlinearity must be retained in the mathematical description for the self-sustaining turbulent fluid motion. Towards this quest, various forms of ‘quasilinear (QL) approximations’ have recently been proposed. Common to all, this approach introduces a decomposition of the given flow into two groups: one in which all nonlinear terms are kept and the other in which all self-interactions are ignored or suitably modelled. The resulting equations for the first group are unchanged from the original, while those for the second become equivalent to a linearisation around the first group, often with an additional *ad hoc* model (e.g. stochastic forcing). The earliest work may be found from Malkus (1954, 1956) and Herring (1963, 1964, 1966) where the ‘marginal stability’ criterion was applied to the second group for the closure of the formulation. Modern variants of the QL framework have been proposed for many different flows with various types of suitable models for the self-interaction term of the second group (e.g. stochastic forcing, eddy viscosity, etc.): for example, stochastic structural stability theory (Farrell & Ioannou 2003, 2007, 2012), direct statistical simulation (Marston, Conover & Tobias 2008; Tobias & Marston 2013), self-consistent approximation for linearly unstable flows (Mantić-Lugo, Arratia & Gallaire 2014; Mantić-Lugo & Gallaire 2016), minimal QL approximation augmented with an eddy-viscosity model (Hwang & Eckhardt 2020; Skouloudis & Hwang 2021), restricted nonlinear model (RNL) (Thomas *et al.* 2014, 2015; Farrell, Gayme & Ioannou 2017; Pausch *et al.* 2019; Hernández & Hwang 2020) and generalised quasilinear (GQL) approximations (Bakas & Ioannou 2013, 2014; Bakas, Constantinou & Ioannou 2015; Constantinou 2015; Marston, Chini & Tobias 2016; Tobias & Marston 2017) in the context of atmospheric turbulence.

The starting point of the present study is the RNL approach, which we refer to as the ‘QL model’ hereafter. This model decomposes the given velocity into a streamwise mean and

the rest. As in a typical QL approximation, the former group considers the full nonlinear equations, whereas the latter group is approximated with the linearised equations about the former. This model has been shown to be successful for a reduced description of turbulence in wall-bounded shear flows especially at low Reynolds numbers (Thomas *et al.* 2014, 2015; Pausch *et al.* 2019), as it was designed to capture the key dynamics of coherent structures described by the so-called ‘self-sustaining process’ of the flows (Hamilton, Kim & Waleffe 1995; Waleffe 1997): i.e. the two-way interaction between ‘streamwise elongated’ structure of streamwise velocity (streaks) and its ‘streamwise wavy’ instability involved in the generation of cross-streamwise velocities (waves and rolls). In the QL model, the elongated streaks are captured by the streamwise mean, and the streamwise undulating instability is captured by the linearised equations. Despite the success of the QL model (Thomas *et al.* 2014, 2015; Farrell *et al.* 2016; Pausch *et al.* 2019; Hernández & Hwang 2020), it remains to be understood whether this approach would be suitable to flows at high Reynolds numbers without any further refinement, as the fluid motions in such a regime would involve vigorous nonlinear and non-local interactions across a very wide range of length and time scales.

Recently, Hernández & Hwang (2020) examined the wavenumber-space energy transfer of the QL model in uniform shear turbulence to understand its effect on energy cascade. It was found that in the QL model the energy cascade in the streamwise direction was inhibited by construction, resulting in highly elevated spectral energy intensity residing only at the streamwise integral length scale. Only a small number of streamwise Fourier modes therefore remain active and these are driven by the instability of the streamwise-averaged flow, in agreement with previous findings (Thomas *et al.* 2014, 2015; Farrell *et al.* 2016; Tobias & Marston 2017). Importantly, in this study, the QL approximation was found to significantly damage the slow pressure. This consequently inhibits the related pressure strain which transfers the turbulent kinetic energy (TKE) produced at the streamwise component to the cross-streamwise components, resulting in the anisotropic fluid motions of the QL model across the entire length scales (i.e. from the integral to the Kolmogorov scale).

In uniform shear turbulence, the existence of a self-sustaining process at single integral length scale (Sekimoto, Dong & Jiménez 2016; Yang, Willis & Hwang 2018) renders it an appealing platform to study the QL model especially in relation to energy cascade. However, in wall-bounded turbulent shear flow, such a self-sustaining process emerges at multiple scales, as the integral length scale of the flow varies continuously with the distance from the wall (Flores & Jiménez 2010; Hwang & Cossu 2010*b*, 2011; Hwang 2015; Hwang & Bengana 2016). Furthermore, there is a growing body of recent evidence suggesting that the interactions between the self-sustaining processes at different length scales are crucial to understand the statistical and dynamical behaviours of the flow (Cho, Hwang & Choi 2018; Doohan, Willis & Hwang 2019; Lee & Moser 2019). Given the increasing complexities at high Reynolds numbers, it is important to understand what kind of physical processes are precisely captured by the QL model and whether there is a way to improve the approximation further. Indeed, the recent application of the QL model to a moderate Reynolds number ($Re_\tau \simeq 940$, where Re_τ is the friction Reynolds number) showed non-negligible differences to direct numerical simulation (DNS) in the mean velocity and turbulence intensities (Farrell *et al.* 2016). Importantly, the streamwise wavenumber spectra of the velocity fluctuations of the QL model did not show any robust self-similar scaling with respect to the distance from the wall, expected from the logarithmic mean velocity (Hwang & Lee 2020).

To address this issue, the scope of the present study is to apply the GQL approximation (Constantinou 2015; Marston *et al.* 2016; Tobias & Marston 2017) to turbulent channel flow

at a sufficiently high Reynolds number ($Re_\tau \simeq 1700$). Here, we employ the terminology ‘GQL’ to differentiate from the ‘QL’ in recent studies (Pausch *et al.* 2019; Hernández & Hwang 2020), following the works by Marston *et al.* (2016) and Tobias & Marston (2017). The GQL approximation is much more flexible than the QL model, and it decomposes the flow into two groups, the former of which contains a set of low-wavenumber Fourier modes and the latter are composed of the other high-wavenumber modes. The former low-wavenumber group is then solved by considering the full nonlinear equations, while the latter high-wavenumber group is obtained from the linearised equations around the former. In one limit where the low-wavenumber group is restricted to be composed of the Fourier modes for streamwise uniform flow, the approximation becomes identical to the QL model. In the other limit where the low-wavenumber group can be set to cover all wavenumbers, it simply becomes a DNS. It is therefore expected that the application of the GQL approximation would improve the statistical and dynamical features of turbulence from the QL model, as has indeed been demonstrated for zonal jets (Marston *et al.* 2016) and rotating Couette flow (Tobias & Marston 2017).

The GQL approximation was originally proposed to improve the QL model (i.e. DSS; Marston *et al.* 2008; Tobias & Marston 2013) in the context of astrophysical and geophysical fluid dynamics (Marston *et al.* 2016). As for wall-bounded turbulence, perhaps its true value would more lie in the suppression of particular nonlinear mechanisms in a ‘controlled’ manner, especially given that various forms of large-eddy simulation (LES) have been used successfully over many years in this type of flow. Indeed, the GQL approximation inhibits some specific energy transfer mechanisms to the high-wavenumber group which take place through the nonlinear interactions within the low-wavenumber group and within the high-wavenumber group (Marston *et al.* 2016). This feature offers a new opportunity for the study of wall-bounded turbulence, as the GQL approximation can be used as a robust interventional tool to systematically examine nonlinear inter- and intra-scale interactions, probably the most poorly understood processes in wall-bounded turbulence at high Reynolds numbers.

For this purpose, the following two types of GQL approximations are considered in the present and the companion study (Hernández, Yang & Hwang 2021), respectively: (1) the low-wavenumber-mode group is given by the plane Fourier modes for $|k_x| \leq k_{x,c}$ (k_x is the streamwise Fourier wavenumber and $k_{x,c}$ the corresponding threshold wavenumber for the decomposition) (present study); (2) the low-wavenumber-mode group is composed of the plane Fourier modes for $|k_z| \leq k_{z,c}$ (k_z is the spanwise Fourier wavenumber and $k_{z,c}$ the corresponding threshold wavenumber for the decomposition) (Hernández *et al.* 2021). The former case is to primarily examine the interactions between the energy-containing streamwise waves, which have been understood to originate from the streak instability and/or transient growth mechanisms in the self-sustaining processes at different length scales (Park, Hwang & Cossu 2011; Alizard 2015; Cassinelli, de Giovanetti & Hwang 2017; de Giovanetti, Sung & Hwang 2017; Lozano-Durán *et al.* 2021), as well as the energy cascade in the streamwise wavenumber space. This is also a direct extension of the previous studies of the QL model (Thomas *et al.* 2014, 2015; Farrell *et al.* 2017; Pausch *et al.* 2019; Hernández & Hwang 2020) using the GQL approximation, as the QL model offers the dynamics of such energy-containing streamwise waves in a minimal manner. The latter case is more directly related to the scale interaction and energy transfer between the self-sustaining processes at different integral length scales, the issues of which have been studied recently by Cho *et al.* (2018) and Doohan, Willis & Hwang (2021). The spanwise length scale has been understood to represent the size of coherent structures sustained by the self-sustaining process (Hwang 2015). It is therefore hoped that the GQL

approximation offers a new perspective for these issues, while confirming the previous findings obtained by ‘non-intrusive’ analysis (e.g. Cho *et al.* 2018; Doohan *et al.* 2021).

This paper, which is the first of the two companion papers, is organised as follows. The GQL model is introduced in § 2, where its spectral energy budget is formulated. In § 3, the statistics and spectra of the GQL model for channel flow are compared with those of a wall-resolved LES. The energy-budget and pressure-strain spectra are also presented there with a detailed analysis to explain the statistical features of the GQL model. Further discussion is given in § 4 especially on the multi-scale behaviours of the QL and GQL models and on the mechanism of energy transfer to the high-wavenumber group in the QL/GQL models. Finally, the paper concludes in § 5 with some remarks.

2. Problem formulation

2.1. Generalised quasilinear approximation

We consider a pressure-driven plane channel flow, where the density and kinematic viscosity of the fluid are given by ρ and ν , respectively. The time is denoted by t and the space is denoted by $\mathbf{x} = (x, y, z)$, with x , y and z being the streamwise, wall-normal and spanwise directions, respectively. The lower and upper walls of the channel are located at $y = 0, 2h$. For the GQL approximation, the velocity \mathbf{u} is decomposed into two groups using a discrete Fourier transform in the streamwise and spanwise directions:

$$\mathbf{u} = \mathbf{U}_l + \mathbf{u}_h, \tag{2.1a}$$

where

$$\mathbf{U}_l = \sum_{n=-M_{z,F}}^{M_{z,F}} \sum_{m=-M_{x,F}}^{M_{x,F}} \hat{\mathbf{u}}_{m,n} \exp(i(mk_{x,0}x + nk_{z,0}z)) \tag{2.1b}$$

and \mathbf{u}_h is given from (2.1a). Here, $\hat{\mathbf{u}}_{m,n}$ is the discrete Fourier mode of the velocity, $k_{x,0}$ and $k_{z,0}$ are the fundamental streamwise and spanwise wavenumbers for the given horizontal computational domain (see § 2.4 for further computational details) and $M_{x,F}$ and $M_{z,F}$ define the threshold streamwise and spanwise wavenumbers for the decomposition such that $k_{x,c} = M_{x,F}k_{x,0}$ and $k_{z,c} = M_{z,F}k_{z,0}$.

With the decomposition in (2.1), two related projection operators are defined such that

$$\mathcal{P}_l[\mathbf{u}] \equiv \mathbf{U}_l, \quad \mathcal{P}_h[\mathbf{u}] \equiv \mathbf{u} - \mathbf{U}_l = \mathbf{u}_h, \tag{2.2a,b}$$

and they satisfy the following properties:

$$\mathcal{P}_l[\cdot] + \mathcal{P}_h[\cdot] = \mathcal{I}[\cdot], \tag{2.3a}$$

$$\mathcal{P}_l[\mathcal{P}_l[\cdot]] = \mathcal{P}_l[\cdot], \quad \mathcal{P}_h[\mathcal{P}_h[\cdot]] = \mathcal{P}_h[\cdot], \tag{2.3b}$$

$$\mathcal{P}_l[\mathcal{P}_h[\cdot]] = \mathcal{P}_h[\mathcal{P}_l[\cdot]] = \mathbf{0}, \tag{2.3c}$$

where $\mathcal{I}[\cdot]$ is the identity operator. We note that the projection operators are linear like the Fourier transform, implying that their application to linear terms does not yield any change in their original form. Using the definition and the properties listed in (2.2a,b) and (2.3), the Navier–Stokes equations are first projected onto the \mathcal{P}_l (or low-wavenumber) and \mathcal{P}_h (or high-wavenumber) subspaces. The subsequent linearisation of the equations for \mathbf{u}_h

about U_l leads to the GQL system of interest, i.e.

$$\partial U_l \partial t + \mathcal{P}_l[(U_l \cdot \nabla)U_l] = -\frac{1}{\rho} \nabla P_l + \nu \nabla^2 U_l + \mathcal{P}_l[\nabla \cdot \boldsymbol{\tau}_{SGS}] - \mathcal{P}_l[(\mathbf{u}_h \cdot \nabla) \mathbf{u}_h] \tag{2.4a}$$

and

$$\partial \mathbf{u}_h \partial t + \mathcal{P}_h[(\mathbf{u}_h \cdot \nabla)U_l] + \mathcal{P}_h[(U_l \cdot \nabla)\mathbf{u}_h] = -\frac{1}{\rho} \nabla p_h + \nu \nabla^2 \mathbf{u}_h + \mathcal{P}_h[\nabla \cdot \boldsymbol{\tau}_{SGS}], \tag{2.4b}$$

where P_l and p_h are defined to enforce $\nabla \cdot U_l = 0$ and $\nabla \cdot \mathbf{u}_h = 0$, respectively, with $p = P_l + p_h$. Here, we note that the terms $\mathcal{P}_l[(U_l \cdot \nabla)\mathbf{u}_h]$ and $\mathcal{P}_l[(\mathbf{u}_h \cdot \nabla)U_l]$ have been neglected in (2.4a), so that the energy averaged over the entire flow domain is conserved. The numerical simulations in this study are performed using LES. Therefore, the subgrid-scale stress (SGS) tensor, given by $\boldsymbol{\tau}_{SGS} = -(\mathbf{u}\mathbf{u} - \overline{\mathbf{u}\mathbf{u}})$, appears in (2.4), where the overbar ($\bar{\cdot}$) denotes the application of the grid filter given by the numerical discretisation of the equations (see § 2.4). The SGS tensor for the present LES here employs a mixing-length-type model

$$\boldsymbol{\tau}_{SGS} = \nu_t (\nabla \mathbf{u} + \nabla \mathbf{u}^T), \tag{2.5}$$

where the eddy viscosity ν_t was employed from the model proposed by Vreman (2004). This model was developed to closely match the theoretically predicted algebraic properties of subgrid-scale dissipation from a database of flows. In particular, the dissipation by the eddy viscosity vanishes in the near-wall region, not requiring any special treatment such as utilisation of a wall-damping function. The model has shown a performance comparable to that of the standard dynamic Smagorinsky model (e.g. Germano *et al.* 1991), and the value for the model constant used in this work is $C = 0.03$ (see also Vreman (2004) for the details).

The GQL approximation here can also be simplified to the QL approximation if $M_{x,F} = 0$ and $M_{z,F} = N_{z,F}$ ($N_{z,F}$ is the total number of the spanwise Fourier modes used for simulation). In this case, the first two terms in the second line of (2.4a) disappear, resulting in equations identical to those in previous studies (Thomas *et al.* 2014, 2015; Farrell *et al.* 2017; Pausch *et al.* 2019; Hernández & Hwang 2020). On the contrary, if $M_{x,F} = N_{x,F}$ and $M_{z,F} = N_{z,F}$ are set ($N_{x,F}$ is the total number of the streamwise Fourier modes used for simulation), $\mathbf{u}_h = \mathbf{0}$, $p_h = 0$ and $\mathcal{P}_h[\cdot] = \mathbf{0}$. Therefore, (2.4a) becomes identical to the equations used for the LES in this study.

2.2. Reynolds decomposition

To analyse the turbulence statistics of the GQL system and the original full system, we consider the Reynolds decomposition of the velocity $\mathbf{u} = (u, v, w)$:

$$\mathbf{u} = U + \mathbf{u}', \tag{2.6}$$

in which $U(\equiv \langle \mathbf{u} \rangle_{x,z,t}) = (U(y), 0, 0)$ is the mean velocity with $\langle \cdot \rangle_{x,z,t}$ being an average in t , x and z directions. We note that this decomposition is merely introduced for the statistical analysis of LES, QL and GQL models. It is different from (2.1) introduced for the GQL approximation, and should not be confused with (2.1) implemented for the

QL/GQL approximations. The equations for turbulent fluctuations are given by

$$\begin{aligned} \partial \mathbf{u}' \partial t + (\mathbf{U} \cdot \nabla) \mathbf{u}' + (\mathbf{u}' \cdot \nabla) \mathbf{U} = & -\frac{1}{\rho} \nabla p' + \nu \nabla^2 \mathbf{u}' + \nabla \cdot \boldsymbol{\tau}'_{SGS} \\ & - (\mathbf{u}' \cdot \nabla) \mathbf{u}' + \langle (\mathbf{u}' \cdot \nabla) \mathbf{u}' \rangle_{x,z,t}. \end{aligned} \quad (2.7)$$

For the GQL approximation to (2.7), the turbulent velocity fluctuation is further decomposed into the low- and high-wavenumber components as in (2.1a):

$$\mathbf{u}' = \mathbf{u}_l + \mathbf{u}_h. \quad (2.8)$$

Using the definition and the properties listed in (2.2a,b) and (2.3), the projection of the equations for turbulent fluctuation onto the \mathcal{P}_l and \mathcal{P}_h subspaces leads to the following momentum equations:

$$\begin{aligned} \frac{\partial \mathbf{u}_l}{\partial t} + (\mathbf{u}_l \cdot \nabla) \mathbf{U} + (\mathbf{U} \cdot \nabla) \mathbf{u}_l = & -\frac{1}{\rho} \nabla p_l + \nu \nabla^2 \mathbf{u}_l + \mathcal{P}_l[\nabla \cdot \boldsymbol{\tau}'_{SGS}] \\ & - \mathcal{P}_l[(\mathbf{u}_l \cdot \nabla) \mathbf{u}_l] - \mathcal{P}_l[(\mathbf{u}_h \cdot \nabla) \mathbf{u}_h] + \langle (\mathbf{u}_l \cdot \nabla) \mathbf{u}_l \rangle_{x,z,t} + \langle (\mathbf{u}_h \cdot \nabla) \mathbf{u}_h \rangle_{x,z,t} \\ & - \mathcal{P}_l[(\mathbf{u}_l \cdot \nabla) \mathbf{u}_h] - \mathcal{P}_l[(\mathbf{u}_h \cdot \nabla) \mathbf{u}_l] + \langle (\mathbf{u}_l \cdot \nabla) \mathbf{u}_h \rangle_{x,z,t} + \langle (\mathbf{u}_h \cdot \nabla) \mathbf{u}_l \rangle_{x,z,t} \end{aligned} \quad (2.9a)$$

and

$$\begin{aligned} \frac{\partial \mathbf{u}_h}{\partial t} + \mathcal{P}_h[(\mathbf{u}_h \cdot \nabla) (\mathbf{U} + \mathbf{u}_l)] + \mathcal{P}_h[((\mathbf{U} + \mathbf{u}_l) \cdot \nabla) \mathbf{u}_h] = & -\frac{1}{\rho} \nabla p_h + \nu \nabla^2 \mathbf{u}_h \\ & + \mathcal{P}_h[\nabla \cdot \boldsymbol{\tau}'_{SGS}] - \mathcal{P}_h[(\mathbf{u}_l \cdot \nabla) \mathbf{u}_l] - \mathcal{P}_h[(\mathbf{u}_h \cdot \nabla) \mathbf{u}_h], \end{aligned} \quad (2.9b)$$

where p_l and p_h are defined to enforce $\nabla \cdot \mathbf{u}_l = 0$ and $\nabla \cdot \mathbf{u}_h = 0$, respectively, with $p' = p_l + p_h$. For the QL and GQL approximations in (2.4), all the terms in the last line of (2.9a) and the self-interaction terms $\mathcal{P}_h[(\mathbf{u}_l \cdot \nabla) \mathbf{u}_l]$ and $\mathcal{P}_h[(\mathbf{u}_h \cdot \nabla) \mathbf{u}_h]$ in (2.9b) are ignored from (2.4).

2.3. Spectral energetics

To study the effect of the GQL approximation on the inter- and intra-scale energy transfer of the given flow, here we consider the energy transfer in the Fourier space as was recently studied by Cho *et al.* (2018). For this formulation, it is more convenient to consider a one-dimensional continuous Fourier transform than the discrete version in (2.1b):

$$u'_j(t, r) = \int_{-\infty}^{\infty} \widehat{u}'_j(t, k) e^{ikr} dk \quad (2.10)$$

for $j = 1, 2, 3$, where $\widehat{\cdot}$ denotes the Fourier-transformed coefficient, $(u'_1, u'_2, u'_3) = (u', v', w')$, r ($= x$ or z) is the streamwise or spanwise coordinate and k ($= k_x$ or k_z) is the corresponding wavenumber. We then take the Fourier transformation (2.10) to (2.7), and multiply it by the complex conjugate of $\widehat{u}'_i(k)$. By taking an average in time and the planar direction along which the Fourier transform is not taken (denoted by r^\perp), the following

energy balance in the Fourier space for the GQL approximation is obtained:

$$\begin{aligned}
 \underbrace{\left\langle \frac{\partial \hat{e}(k)}{\partial t} \right\rangle_{r^\perp, t}}_{=0} &= \underbrace{\left\langle \text{Re} \left\{ -\widehat{u}^*(k) \widehat{v}'(k) \frac{dU}{dy} \right\} \right\rangle_{r^\perp, t}}_{\hat{P}(y, k)} + \underbrace{\left\langle -\nu \frac{\partial \widehat{u}_i^*(k)}{\partial x_j} \frac{\partial \widehat{u}_i'(k)}{\partial x_j} \right\rangle_{r^\perp, t}}_{\hat{e}(y, k)} \\
 &+ \underbrace{\left\langle \text{Re} \left\{ -\widehat{u}_i^*(k) \left(\frac{\partial}{\partial x_j} \left(\widehat{\tau}_{ij,SGS}^*(k) \right) \right) \right\} \right\rangle_{r^\perp, t}}_{\hat{e}_{SGS}(y, k)} + \underbrace{\left\langle \text{Re} \left\{ \frac{d}{dy} \left(\frac{\widehat{p}'(k) \widehat{v}'^*(k)}{\rho} \right) \right\} \right\rangle_{r^\perp, t}}_{\hat{T}_p(y, k)} \\
 &+ \underbrace{\left\langle \text{Re} \left\{ -\widehat{u}_i^*(k) \left(\frac{\partial}{\partial x_j} \left(\widehat{u}'_i \widehat{u}'_j(k) - \mathcal{P}_h \left[\widehat{u}'_{h,i} \widehat{u}'_{h,j}(k) \right] - \mathcal{P}_h \left[\widehat{u}'_{l,i} \widehat{u}'_{l,j}(k) \right] \right) \right. \right. \right. \\
 &\quad \left. \left. \left. - \mathcal{P}_l \left[\widehat{u}'_{l,i} \widehat{u}'_{h,j}(k) \right] - \mathcal{P}_l \left[\widehat{u}'_{h,i} \widehat{u}'_{l,j}(k) \right] \right) \right\} \right\rangle_{r^\perp, t}}_{\hat{T}_{urb}(y, k)} + \underbrace{\left\langle \nu \frac{d^2 \hat{e}(k)}{dy^2} \right\rangle_{r^\perp, t}}_{\hat{T}_v(y, k)}, \tag{2.11}
 \end{aligned}$$

where $(x_1, x_2, x_3) = (x, y, z)$, $\hat{e}(k) = (|\widehat{u}'(k)|^2 + |\widehat{v}'(k)|^2 + |\widehat{w}'(k)|^2)/2$, the superscript $(\cdot)^*$ indicates the complex conjugate and $\text{Re}\{\cdot\}$ the real part. In (2.11) the left-hand side is the rate of each streamwise/spanwise Fourier mode of TKE, which should vanish in a statistically steady flow. The terms on the right-hand side are the rate of turbulence production $\hat{P}(y, k)$, viscous dissipation $\hat{e}(y, k)$, SGS dissipation $\hat{e}_{SGS}(y, k)$, pressure transport $\hat{T}_p(y, k)$, turbulent transport $\hat{T}_{urb}(y, k)$ and viscous transport $\hat{T}_v(y, k)$.

Equation (2.11) can be further split into each component for the componentwise TKE budget. In this case, the energy transport by pressure strain appears:

$$\left. \begin{aligned}
 \hat{\Pi}_x(y, k) &= \left\langle \text{Re} \left\{ \frac{\widehat{p}'(k)}{\rho} \partial \widehat{u}^*(k) \partial x \right\} \right\rangle_{r^\perp, t}, & \hat{\Pi}_y(y, k) &= \left\langle \text{Re} \left\{ \frac{\widehat{p}'(k)}{\rho} \partial \widehat{v}^*(k) \partial y \right\} \right\rangle_{r^\perp, t}, \\
 \hat{\Pi}_z(y, k) &= \left\langle \text{Re} \left\{ \frac{\widehat{p}'(k)}{\rho} \partial \widehat{w}^*(k) \partial z \right\} \right\rangle_{r^\perp, t}, & &
 \end{aligned} \right\} \tag{2.12}$$

where $\hat{\Pi}_x$, $\hat{\Pi}_y$ and $\hat{\Pi}_z$ are one-dimensional spectra of the streamwise, wall-normal and spanwise components of pressure strain, respectively. As discussed in detail in previous studies (Mizuno 2016; Cho *et al.* 2018; Lee & Moser 2019; Hernández & Hwang 2020), the pressure-strain terms play an important role in the TKE distribution to the individual velocity components. In parallel shear flows, the turbulent production (source term) only takes place in the streamwise component, but not in the wall-normal or in the spanwise components. The pressure-strain terms subsequently transfer the energy produced in the streamwise component to the other two components, as can be understood from the relation

$$\hat{\Pi}_x(y, k) + \hat{\Pi}_y(y, k) + \hat{\Pi}_z(y, k) = 0 \tag{2.13}$$

due to the continuity equation. If the isotropy of fluid motions at dissipation scale is assumed (Kolmogorov 1941), this implies that the pressure-strain terms must mediate the

Case	Re	Re_τ	L_x/h	L_z/h	Δ_x^+	Δ_z^+	$M_{x,F}$	$\lambda_{x,c}/h$	$\lambda_{x,c}^+$	$N_x \times N_y \times N_z$
LES	55 555	1673	π	$\pi/2$	61.6	30.8	42	—	—	$128 \times 129 \times 128$
QL	55 555	1513	π	$\pi/2$	55.6	27.8	0	0	0	$128 \times 129 \times 128$
GQL1	55 555	1687	π	$\pi/2$	62.0	31.0	1	3.14	5300	$128 \times 129 \times 128$
GQL5	55 555	1714	π	$\pi/2$	63.1	31.6	5	0.63	1060	$128 \times 129 \times 128$
GQL25	55 555	1728	π	$\pi/2$	63.6	31.8	25	0.13	212	$128 \times 129 \times 128$

Table 1. Simulation parameters in the present study. Parameters L_x/h , L_y/h and L_z/h indicate the domain size in the x , y and z directions, respectively. Here, $Re = U_0h/\nu$ and $Re_\tau = u_\tau h/\nu$, where U_0 and u_τ are the centreline velocity of the corresponding laminar base flow and the wall shear (or friction) velocity, respectively. The grid spacings in the x and z directions are Δ_x^+ and Δ_z^+ (after aliasing). Wavelength $\lambda_{x,c}$ is the threshold streamwise wavelength, and N_x , N_y and N_z are the number of grid points in the x , y and z directions, respectively.

conversion of highly anisotropic large scale into isotropic small scale during the energy cascade.

2.4. Numerical simulations

The LESs for the full and the GQL equations are carried out by imposing constant mass flux across the channel. The numerical solver used in this study is diablo (Bewley 2014), the use of which has been verified by a number of previous studies (e.g. Yang *et al.* 2018; Doohan *et al.* 2019; Hernández & Hwang 2020). In this solver, the streamwise and spanwise directions are discretised using Fourier series with 2/3 rule for dealiasing, and the wall-normal direction is discretised using the second-order central difference. The time integration is conducted semi-implicitly based on the fractional-step method (Kim & Moin 1985). All the viscous terms are implicitly advanced with the second-order Crank–Nicolson method, while the rest of the nonlinear advection terms are explicitly integrated with a low-storage third-order Runge–Kutta method. The present LES has previously been validated over a range of Reynolds numbers from $Re_\tau \approx 1000$ to $Re_\tau \approx 4000$ (de Giovanetti, Hwang & Choi 2016; de Giovanetti *et al.* 2017).

Table 1 summarises the parameters for the simulations performed in this study. The Reynolds number for all the considered cases is $Re = U_0h/\nu = 55\,555$ (U_0 is the centreline velocity of the laminar base flow of each simulation). The computations are carried out in the minimal unit for large-scale self-sustaining process with $L_x/h = \pi$, $L_z/h = \pi/2$ (Hwang & Cossu 2010b; Hwang & Bengana 2016), which are identical to those in Farrell *et al.* (2017). We note that the fundamental streamwise wavenumber $k_{x,0}$ ($\equiv 2\pi/L_x$) in this domain primarily resolves the streak instability (or transient growth) wave emerging from the large-scale self-sustaining process (de Giovanetti *et al.* 2017). For the QL and GQL approximations, the number of streamwise Fourier modes used in the \mathcal{P}_l -subspace group of the velocity is varied from the minimum ($M_{x,F} = 0$) to the maximum number used for the original full LES ($M_{x,F} = 42$), while $M_{z,F}$ is kept at that in the full LES. The threshold streamwise wavelength for the decomposition of the velocity into the two groups in (2.1) is given by $\lambda_{x,c} = 2\pi/k_{x,c}$ with $k_{x,c} = 2\pi M_{x,F}/L_x$.

3. Results

3.1. Turbulence statistics and spectra

The first- and second-order turbulence statistics as a function of the wall-normal direction y^+ are plotted in figure 1 (the superscript $(\cdot)^+$ denotes normalisation by viscous inner scale). The DNS statistics from Hoyas & Jiménez (2008) at $Re_\tau = 2003$, plotted with

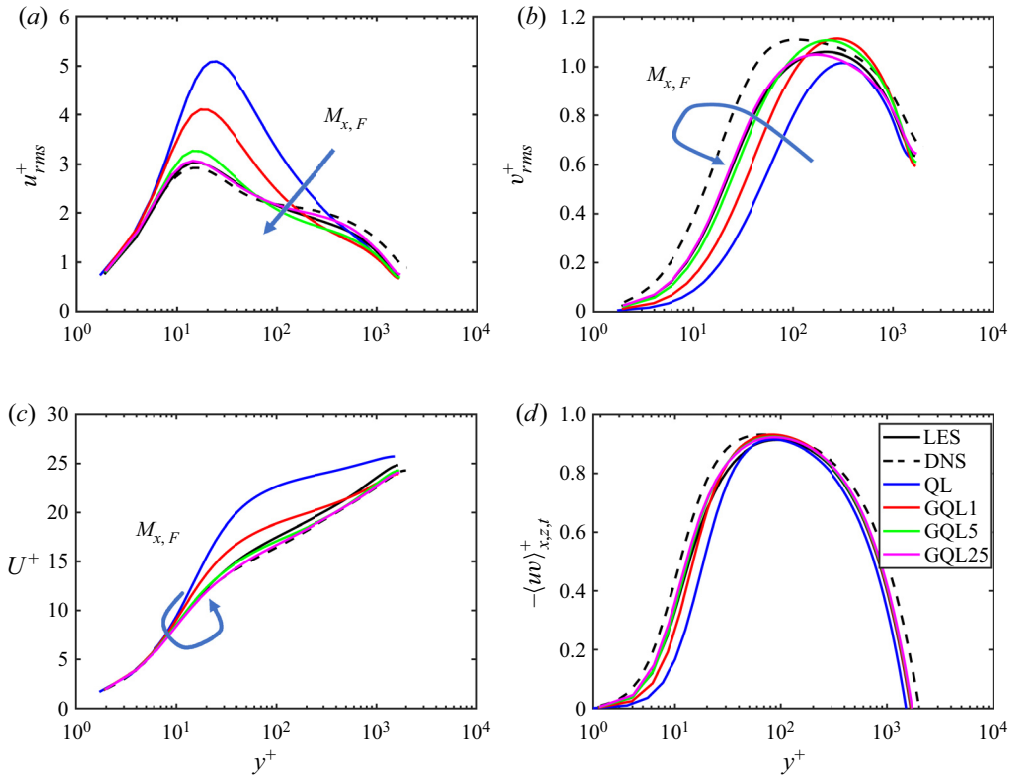


Figure 1. First- and second-order turbulence statistics for the present LES, DNS at $Re_\tau = 2003$ (Hoyas & Jiménez 2008), QL, GQL1, GQL5 and GQL25 cases: (a) $u_{rms}^+(y^+)$; (b) $v_{rms}^+(y^+)$; (c) $U^+(y^+)$; (d) $\langle u'v' \rangle_{x,z,t}^+(y^+)$.

dashed line, agree generally well with those of the present LES. The statistics of the QL case (i.e. $\lambda_{x,c} = \infty$) are the most anisotropic in comparison with the reference LES. In particular, u_{rms}^+ (figure 1a) and U^+ (figure 1c) are larger than those of the reference LES, whilst v_{rms}^+ (figure 1b), w_{rms}^+ (not shown) and $\langle u'v' \rangle_{x,z,t}^+$ are smaller. This behaviour agrees well with that reported by Thomas *et al.* (2014) and Farrell *et al.* (2016). By further incorporating the next immediate Fourier streamwise mode into the \mathcal{P}_l -subspace group (i.e. GQL1 case), we observe that the magnitude of the near-wall streamwise velocity peak is considerably reduced, whilst v_{rms}^+ , w_{rms}^+ and $\langle u'v' \rangle_{x,z,t}^+$ become slightly larger than those of the reference LES. Importantly, the inner-scaled mean velocity U^+ now provides a much better approximation to that of the reference LES than the QL case, even though only one more streamwise Fourier mode is incorporated into the \mathcal{P}_l -subspace group. We note that the QL case shows a substantial depletion of $-\langle u'v' \rangle_{x,z,t}^+$ in the near-wall region ($y^+ \leq 30$) compared with that of the other GQL and LES cases (figure 1d). From the following integral form of the mean streamwise momentum equation,

$$U^+(y^+) = y^+ - \frac{(y^+)^2}{2Re_\tau} + \int_0^{y^+} \langle u'v' \rangle_{x,z,t}^+ dy^+, \quad (3.1)$$

where the vanishing near-wall contribution of the SGS model is ignored, the smaller value in $-\langle u'v' \rangle_{x,z,t}^+$ should lead to a large value of U^+ in the near-wall region, consistent with the mean velocity in figure 1(c). As more streamwise Fourier modes are included in the

\mathcal{P}_l -subspace group, all the turbulence statistics converge to those of the full LES (GQL1, GQL5 and GQL25 cases in [figure 1](#)). Finally, the statistics of the GQL25 case give the closest match to those of the reference LES, as expected.

[Figure 2](#) compares the premultiplied spanwise wavenumber spectra of streamwise ([figure 2a,c,e,g,i](#)) and wall-normal ([figure 2b,d,f,h,j](#)) velocities of the reference LES with those of the QL and GQL cases. The spectra of the LES show the typical features of energy-containing motions in turbulent channel flow (e.g. [Hwang 2015](#)): the spanwise wavenumber spectra of streamwise velocity are aligned along a linear ridge $y \approx 0.1\lambda_z$ throughout the logarithmic region, indicating the linear growth of the spanwise integral length scale with the distance from the wall. At the bottom end of this ridge ($y^+ \approx 10$ and $\lambda_z^+ \approx 100$), we find a local maximum with the spanwise spacing of the near-wall streaks ([Kline et al. 1967](#)). At the top end ($y = 0.1h$ and $\lambda_z = 1h$), we find another local maximum whose spanwise wavelength is reminiscent of the spanwise length scale of large- and very-large-scale motions ([Kovaszny, Kibens & Blackwelder 1970](#); [del Álamo & Jiménez 2003](#)). The existence of the aforementioned linearly scaling ridge connecting the two local maxima has been understood as confirmation of the attached eddy hypothesis ([Townsend 1976](#)). It was also shown that the size of each of the attached eddies is characterised by its spanwise length scale, as was demonstrated in [Hwang \(2015\)](#). Similarly, the spanwise wavenumber spectra of wall-normal velocity are found to be aligned along a linear ridge $y \approx 0.5\lambda_z$ ([figure 2](#)).

As indicated earlier for the statistics, the QL case shows an increased energy in some part of the streamwise velocity spectra compared with the LES case. This is particularly notable at $\lambda_z^+ \approx 300$ ($\lambda_z/h \approx 0.2$), while the spectra at the other wavelengths show reduced energy ([figure 2c](#)). On the contrary, the energy in the spanwise wavenumber spectra of wall-normal velocity is found to be decreased at most of the spanwise wavelengths, and little energy is seen for $\lambda_z^+ \lesssim 100$ ([figure 2d](#)). The reduced energy in the spectra of both streamwise and wall-normal velocities for $\lambda_z^+ \lesssim 100$ implies that there will be a significant reduction in the Reynolds shear stress, since the Reynolds shear stress is simply a correlation between the streamwise and wall-normal velocities. This explains the lack of Reynolds shear stress of the QL case in the near-wall region ([figure 1d](#)). As more streamwise Fourier modes are included in the \mathcal{P}_l -subspace group (i.e. GQL1, GQL5 and GQL25), the peak location in the streamwise velocity spectra gradually moves towards $(\lambda_z^+, y^+) \approx (100, 10)$ along the linear ridge $y = 0.1\lambda_z$, while the outer part of the spectra also becomes more energetic. In the case of the wall-normal velocity spectra, this leads the spectra to span more towards the wall along the linear ridge $y = 0.5\lambda_z$. Finally, the spectra of GQL25 are found to be fairly similar to those of the reference LES.

The premultiplied streamwise wavenumber spectra of streamwise and wall-normal velocities are shown in [figure 3](#) for the LES and GQL cases. The streamwise wavenumber spectra of the LES case also show the typical features of energy-containing motions in turbulent channel flow. [Hwang \(2015\)](#) showed that the energy-containing motions at a given spanwise length scale are composed of two components: a long streaky structure mainly carrying streamwise TKE and a short and tall vortex packet carrying TKE at all the velocity components. This bimodal structure guides the observation of the different features of the spectra: the linear ridges $y \approx 0.35\lambda_x$ (upper line) and $y \approx 0.01\lambda_x$ (lower line) are plotted in [figure 3](#). The streamwise velocity spectra appear to be very energetic along $y \approx 0.01\lambda_x$, the ridge corresponding to the aforementioned long streaky structure ([figure 3a](#)), although this behaviour is not very clearly seen for large λ_x due to the small computational domain of the present simulations in the streamwise direction – note that, in this case, a significant amount of spectral intensity is carried by zero streamwise

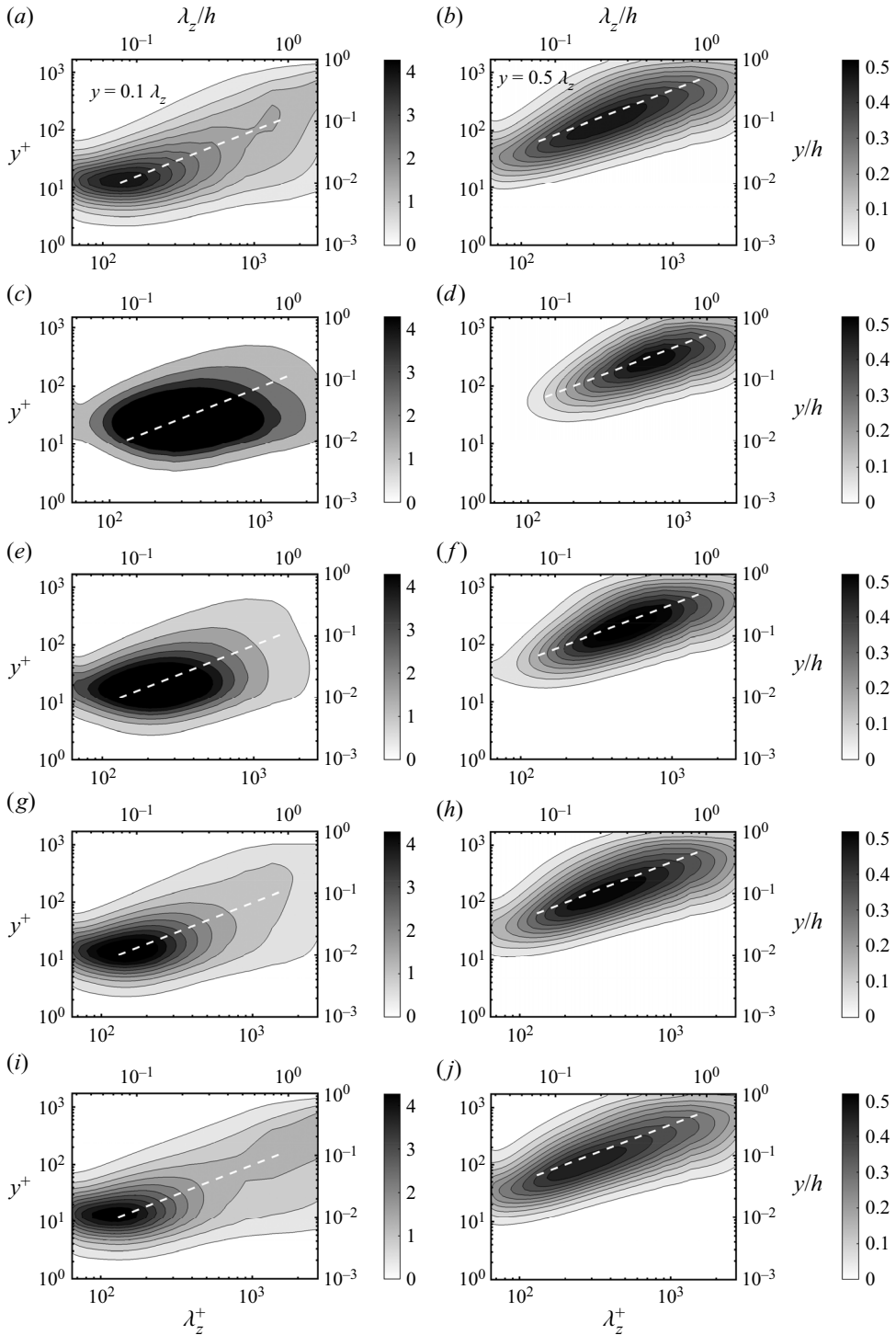


Figure 2. Premultiplied spanwise wavenumber spectra of streamwise $k_z^+ \Phi_{uu}^+(y^+, \lambda_z^+)$ (a,c,e,g,i) and wall-normal $k_z^+ \Phi_{vv}^+(y^+, \lambda_z^+)$ (b,d,f,h,j) velocity for (a,b) LES, (c,d) QL, (e,f) GQL1, (g,h) GQL5 and (i,j) GQL25 cases.

wavenumbers due to the streaks extending over the entire streamwise domain (i.e. $\lambda_x = \infty$; see Hwang (2015) for the cases with a sufficiently large streamwise domain). The spectra also show a non-negligible amount of energy along $y \approx 0.35\lambda_x$, corresponding to the vortex packet (Hwang 2015), and the wall-normal velocity spectra are very well aligned with this ridge.

Compared with the reference LES, the QL case shows that the energy in both streamwise and wall-normal velocity spectra is concentrated in the streamwise Fourier modes at $\lambda_x^+ \gtrsim 700$ and exhibits poor correlation with the two linear ridges, $y \approx 0.35\lambda_x$ and $y \approx 0.01\lambda_x$, as was shown in Farrell *et al.* (2016). This behaviour is also consistent with previous observations (e.g. Thomas *et al.* 2014, 2015; Farrell *et al.* 2016; Tobias & Marston 2017; Hernández & Hwang 2020), where only a reasonably small number of the streamwise Fourier modes are active in the QL case. It has been claimed that this feature is the basis for the significantly reduced computational cost of the QL model, as many Fourier modes would not be needed for the QL model in the streamwise direction. However, it is evident that this feature could conversely become a non-trivial limitation of the QL model especially at high Reynolds numbers, as it destroys the fundamental scaling behaviour of the streamwise wavenumber spectra in the logarithmic region. As the streamwise Fourier modes are further incorporated into the \mathcal{P}_l -subspace group through the GQL approximation (figure 3e–j; i.e. GQL1, GQL5 and GQL25), the two spectra begin to show more energy at smaller λ_x along the linear ridges. As a consequence, in the GQL1 and GQL5 cases, the near-wall region is better resolved and the spectra reach out to smaller scales down to $\lambda_x^+ \approx 200$. The spectra of the GQL25 case greatly resemble those of the LES case but for a detail. It is interesting to note that the spectra do not extend below $\lambda_{x,c}$ in this case, implying that the velocity field in the \mathcal{P}_h -subspace group yields the trivial solution. This issue has been found to be intricately linked to the nature of the GQL approximation, and it is discussed in detail in § 4.2.

3.2. Spectral energy transfer

Now, we study the spectral energy transfer in the LES, QL and GQL cases. The energy transfer in the spectral space has recently been examined in detail in the studies of Cho *et al.* (2018) and Lee & Moser (2019), where pressure and viscous transport spectra are shown to be negligibly small in the logarithmic and outer regions. Also, given that the present study is based on LES, the analysis in this section is focused on the production and turbulent transport spectra only. The premultiplied one-dimensional spanwise wavenumber spectra of the production and turbulent transport of each case are plotted in figure 4. The spectra of the LES case (figure 4a,b) show the typical features of turbulent channel flow (Cho *et al.* 2018). The turbulent production spectra in figure 4(a) are almost uniformly distributed along the ridge $y \approx 0.2\lambda_z$, especially over the range of the spanwise wavelength corresponding to the logarithmic layer ($300\delta_v \lesssim \lambda_z \lesssim 1h$, where $\delta_v = \nu/u_\tau$). The production also shows a spectral energy peak at $\lambda_z^+ = 100$ and $y^+ = 15$. The premultiplied turbulent transport spectra (figure 4b) show positive and negative regions due to the energy-conservative nature of the nonlinear terms in the Navier–Stokes equations (Cho *et al.* 2018). The negative turbulent transport (blue contours in figure 4b) is almost balanced with the (positive) production in the logarithmic and outer layers, and the positive turbulent transport appears along a ridge indicating the Kolmogorov scale (i.e. $\lambda_z \approx 57\eta$, where η is the Kolmogorov scale). Finally, the turbulent transport spectra are weakly positive in the region very close to the wall ($y^+ < 10$) over a wide range of

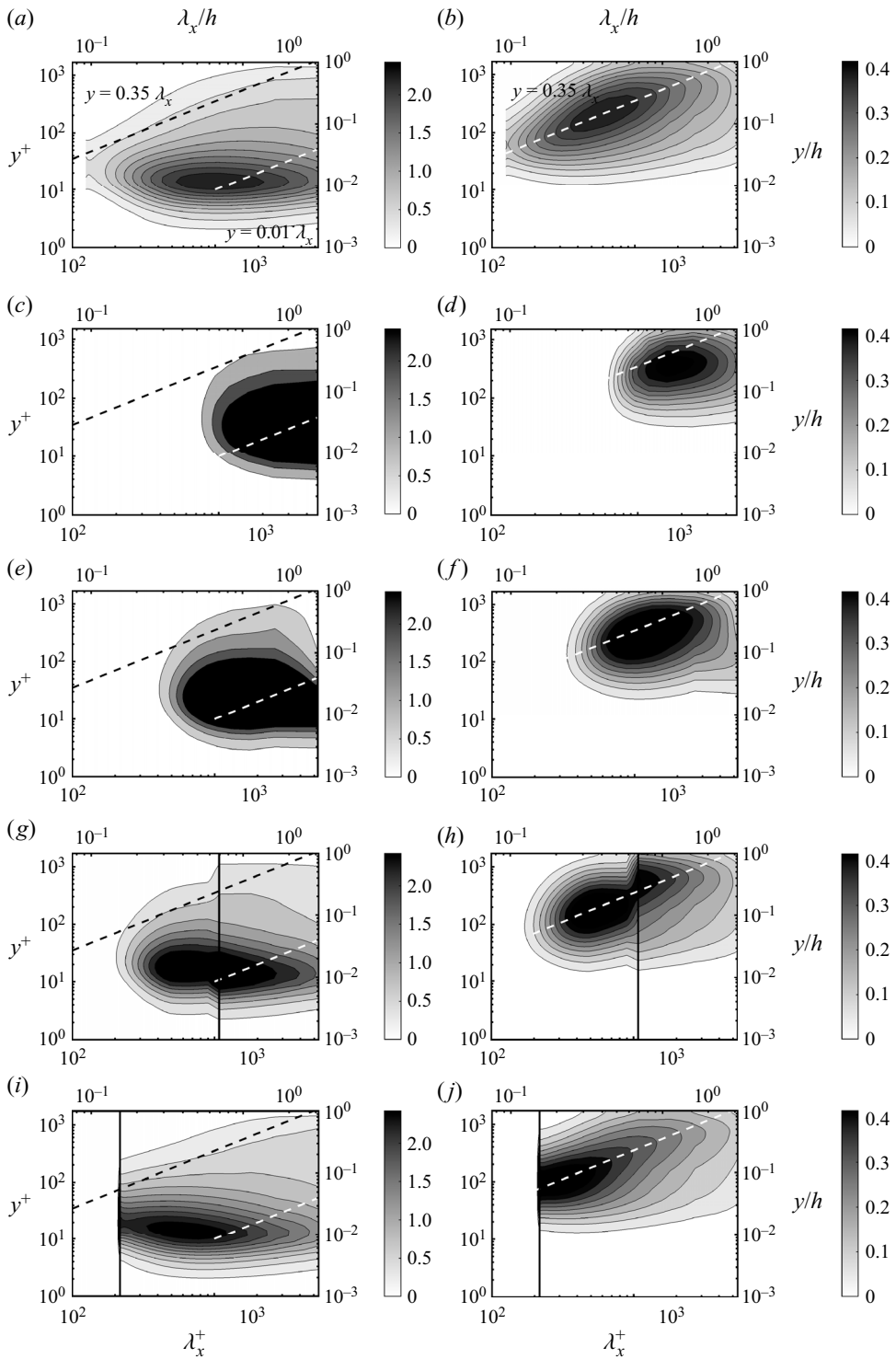


Figure 3. Premultiplied streamwise wavenumber spectra of streamwise $k_x^+ \Phi_{uu}^+(y^+, \lambda_x^+)$ (a,c,e,g,i) and wall-normal $k_x^+ \Phi_{vv}^+(y^+, \lambda_x^+)$ (b,d,f,h,j) velocity for (a,b) LES, (c,d) QL, (e,f) GQL1, (g,h) GQL5 and (i,j) GQL25 cases. Here, the vertical line represents the streamwise cut-off wavelength ($\lambda_{x,c}$) dividing the \mathcal{P}_h -subspace (left) and \mathcal{P}_l -subspace (right) regions.

the spanwise wavelength scales ($200\delta_v \lesssim \lambda_z \lesssim 1h$) and this is due to an inverse energy transfer from small to large scales (Cho *et al.* 2018; Doohan *et al.* 2021).

Although the spectra of the QL case are well aligned along a linear ridge associated with the logarithmic mean velocity (i.e. $y \sim \lambda_z$), consistent with Farrell *et al.* (2016), they show increased intensity and a production peak which has switched to $\lambda_z^+ \approx 300$. The range of spanwise wavelengths covered by the production spectra is further reduced, featuring little spectral intensity at small scales ($\lambda_z^+ \lesssim 100$) and a significant lack of it at large scales ($\lambda_z/h \gtrsim 1$). The linear scaling of λ_z^+ with y^+ seems to have almost disappeared. Furthermore, the region of negative turbulent transport has shrunk to spanwise wavelengths in the range $\lambda_z^+ \approx 100$ –1000. The near-wall region of weakly positive turbulent transport is found to grow to larger spanwise scales in the QL model, despite the lack of spectral intensity in the outer region. This suggests that the near-wall positive turbulent transport at large λ_z in the original full LES case is at least not from the large-scale structures, since the QL model exhibits considerably weak energy and production spectra. Given the more energetic near-wall production of the QL model at $\lambda_z^+ \approx 300$, this behaviour is consistent with the explanation given by Cho *et al.* (2018), who showed that this near-wall positive turbulent transport originates from smaller scale by visualising the related triadic wave interactions, but in contradiction to the argument in Kawata & Tsukahara (2021) that the spanwise inter-scale transport is mainly related to the individual dynamics of each scale. Once again, by allowing more streamwise modes to interact nonlinearly, the resulting spectra start to recover the original range of spanwise wavelengths, the scaling with y and the original position of the peak in the GQL1, GQL5 and GQL25 cases. The spectra of the GQL25 case provide an excellent match with those of LES.

The premultiplied streamwise wavenumber spectra of the energy budget are shown in figure 5. The spectra of LES show the typical features of energy cascade. However, similarly to the streamwise velocity spectra (figure 3), the production and turbulent transport spectra do not seem to be aligned along any ridge due to the small streamwise box size employed in this study at a relatively low Reynolds number (for the case with a long streamwise domain at $Re_\tau \simeq 5200$, see Lee & Moser (2019) and Hwang & Lee (2020) where the production and turbulent transport streamwise wavenumber spectra are shown to scale well with the distance from the wall y). The production spectra in figure 5(a) still show a spectral intensity peak at $\lambda_x^+ \approx 1000$ and $y^+ \approx 20$ and a non-negligible amount of energy is also observed around $y = 0.35\lambda_x$, along which the wall-normal velocity spectra are found to be aligned very well (figure 3b). The turbulent transport spectra in figure 5(b) show a region of positive values along the ridge corresponding to viscous dissipation ($\lambda_x = 57\eta$) and a region of negative values corresponding to the streamwise production intensity peak ($\lambda_x^+ \approx 1000$).

As expected, the QL model does not exhibit the typical features of the energy cascade observed in the LES case. In figure 5(c), the production spectra show no energy intensity for wavelengths below $\lambda_x^+ = 700$, and the spectra are highly localised. The transport spectra are significantly different from those of the LES case: the negative region of the spectra is displaced to higher wavelengths and reduced to the $y^+ \approx 20$ and $y^+ \approx 500$ locations, while the positive regions appear immediately below and between them – note that the positive region of the turbulent transport spectra was located at $\lambda_x^+ \lesssim 700$ in the LES case, which has been suppressed in the QL model, and the turbulent transport has reorganised itself to redistribute the energy injected by the streamwise production and lost by the viscous dissipation. Given the linear nature of (2.9b), it may not be surprising to see the significantly damaged energy cascade in the streamwise

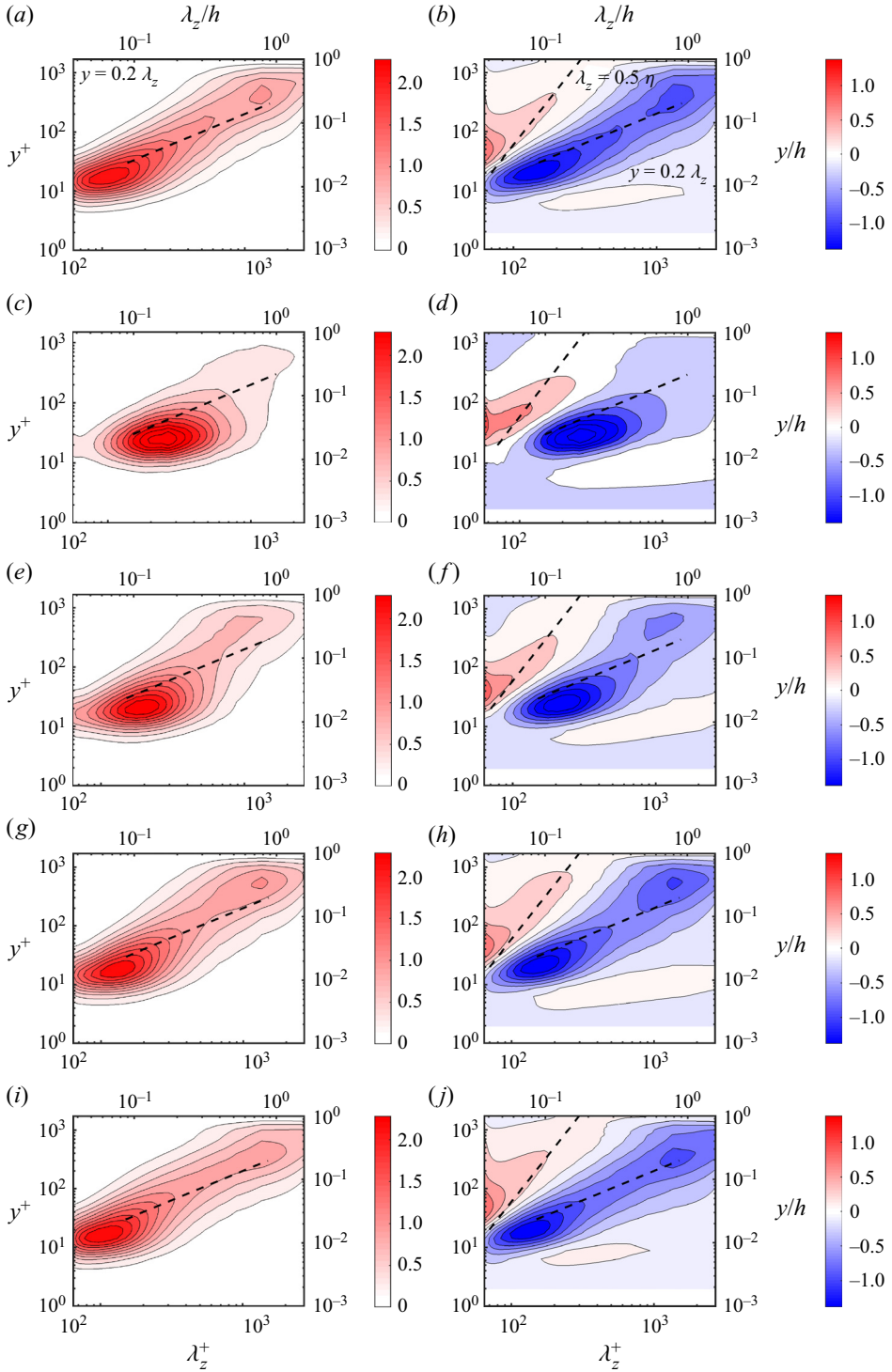


Figure 4. Premultiplied spanwise wavenumber spectra of production $k_z^+ y^+ \hat{P}^+(y^+, \lambda_z^+)$ (a,c,e,g,i) and turbulent transport $k_z^+ y^+ \hat{T}_{urb}^+(y^+, \lambda_z^+)$ (b,d,f,h,j) for (a,b) LES, (c,d) QL, (e,f) GQL1, (g,h) GQL5 and (i,j) GQL25 cases.

Generalised quasilinear approximations of turbulent flow

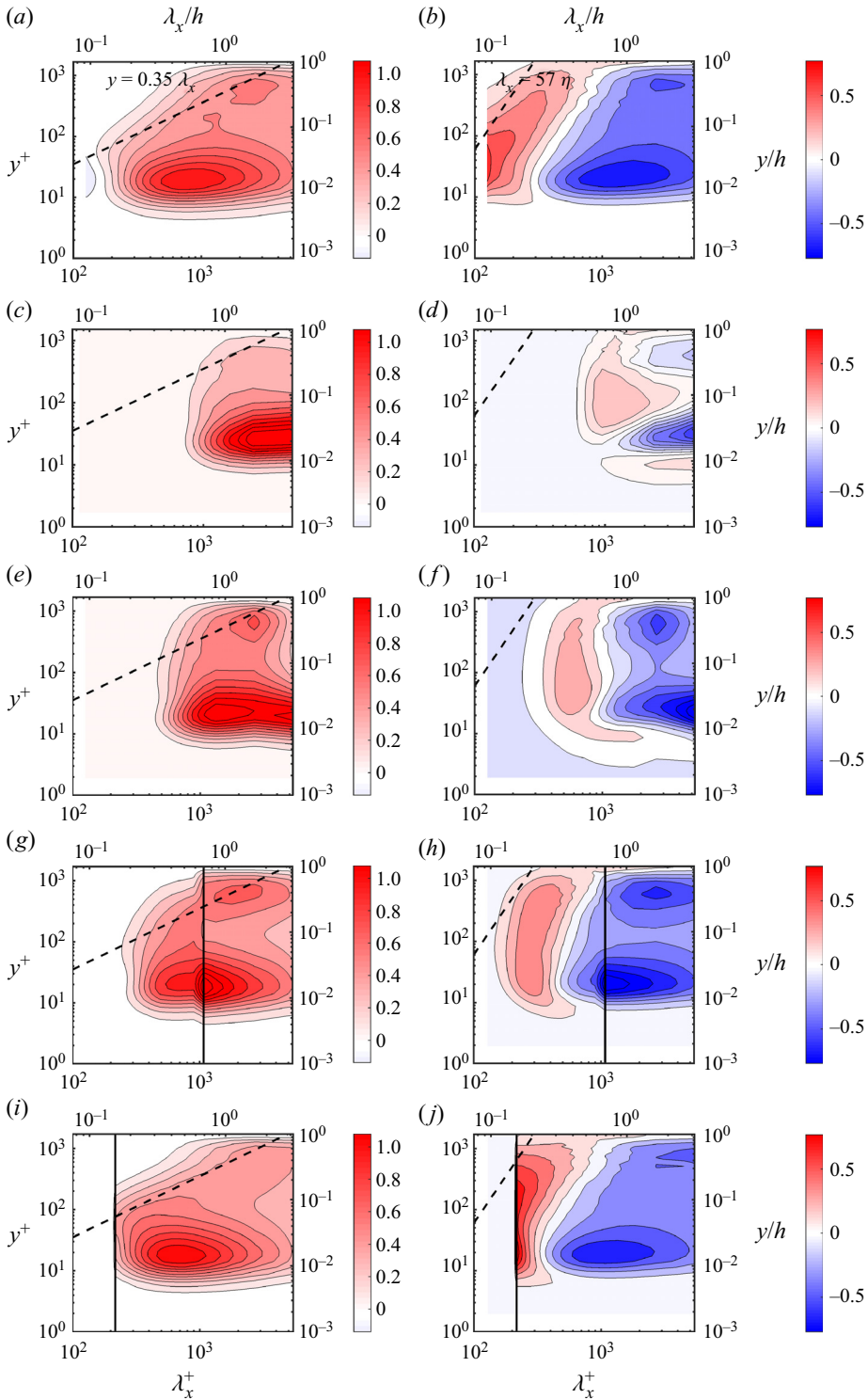


Figure 5. Premultiplied streamwise wavenumber spectra of production $k_x^+ y^+ \hat{P}^+(y^+, \lambda_x^+)$ (a,c,e,g,i) and turbulent transport $k_x^+ y^+ \hat{T}_{turb}^+(y^+, \lambda_x^+)$ (b,d,f,h,j) for (a,b) LES, (c,d) QL, (e,f) GQL1, (g,h) GQL5 and (i,j) GQL25 cases. Here, the vertical line represents the streamwise cut-off wavelength ($\lambda_{x,c}$) dividing the \mathcal{P}_h -subspace (left) and \mathcal{P}_l -subspace (right) regions.

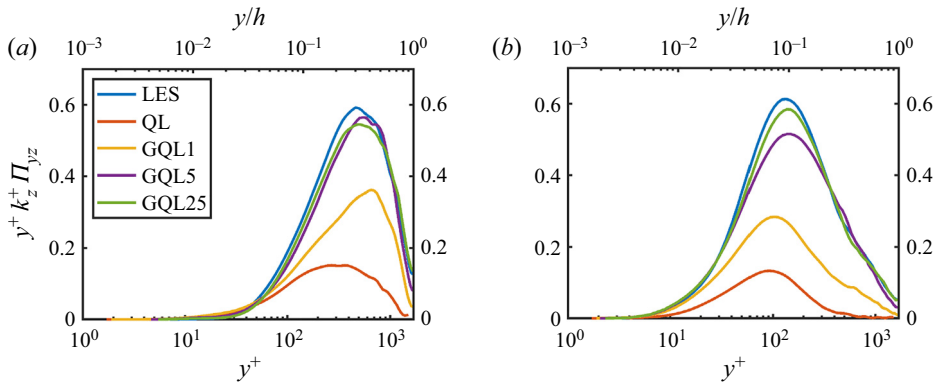


Figure 6. Premultiplied spanwise wavenumber spectra of $k_z^+ y^+ \hat{\Pi}_{yz}^+(y^+)$ for different wavenumbers (a) $k_z h = 4$ and (b) $k_z h = 20$ corresponding to $\lambda_z/h = \pi/2$ and $\lambda_z/h = 0.31$, respectively, for the LES, QL, GQL1, GQL5 and GQL25 cases.

wavenumber space. However, it should be mentioned that the length-scale selection process in the streamwise wavenumber spectra has been understood to be related to the streak instability and/or the related transient growth (Schoppa & Hussain 2002; Park *et al.* 2011; Alizard 2015; Cassinelli *et al.* 2017; de Giovanetti *et al.* 2017). Such a mechanism can evidently be resolved by the linearised equations for the \mathcal{P}_h subspace in the QL model (e.g. Thomas *et al.* 2014; Farrell *et al.* 2017; Pausch *et al.* 2019), which only lacks the nonlinear regeneration mechanism of streamwise vortices (e.g. the nonlinear vortex stretching mechanism proposed by Schoppa & Hussain (2002)) involving the activation of large pressure-strain transport by ‘slow pressure’ in the context of the ‘self-sustaining process’ (Hernández & Hwang 2020). Indeed, in uniform shear turbulence where the self-sustaining process exists only at single length scale, the intensity distribution of the streamwise turbulent transport spectra of the QL model was found to behave consistently with these previous findings (Hernández & Hwang 2020). In this sense, the behaviour of the streamwise wavenumber spectra of turbulent transport in the QL model is not entirely expected because they do not exhibit a distance-from-the-wall scaling that would stem from the streak (modal/parametric) instability and/or transient growth (see § 4.1 for a further discussion). This behaviour is gradually reverted when $\lambda_{x,c}$ is decreased with the GQL approximations: the GQL1 case already exhibits streamwise spectra reaching down to $\lambda_x^+ \approx 300$, and it goes on for the GQL5 and GQL25 cases. The vertical dashed line in each figure represents the streamwise wavenumber cut-off dividing the \mathcal{P}_l -subspace (right) and \mathcal{P}_h -subspace (left) groups, and it is therefore clear that by increasing the number of modes allowed to interact nonlinearly (i.e. the GQL cases), the \mathcal{P}_h -subspace region of the spectra starts to show a better match to the original LES spectra, developing a healthier cascade in the streamwise direction (GQL5 and GQL25 cases). Once again, a complete lack of energy is observed in the \mathcal{P}_h -subspace region of the streamwise wavenumber space for the GQL25 case, as in figure 3(i,j). This issue is discussed in detail in § 4.2.

3.3. Componentwise energy transport and pressure strain

The pressure-strain spectra are also studied to understand the mechanism of componentwise TKE distribution in the GQL model. Figure 7 shows the spanwise wavenumber spectra of the pressure strain for LES, QL and GQL cases. A negative $\hat{\Pi}_x$ and mainly positive $\hat{\Pi}_y$ and $\hat{\Pi}_z$ (combined into $\hat{\Pi}_{yz} = \hat{\Pi}_y + \hat{\Pi}_z$) can be observed throughout

Generalised quasilinear approximations of turbulent flow

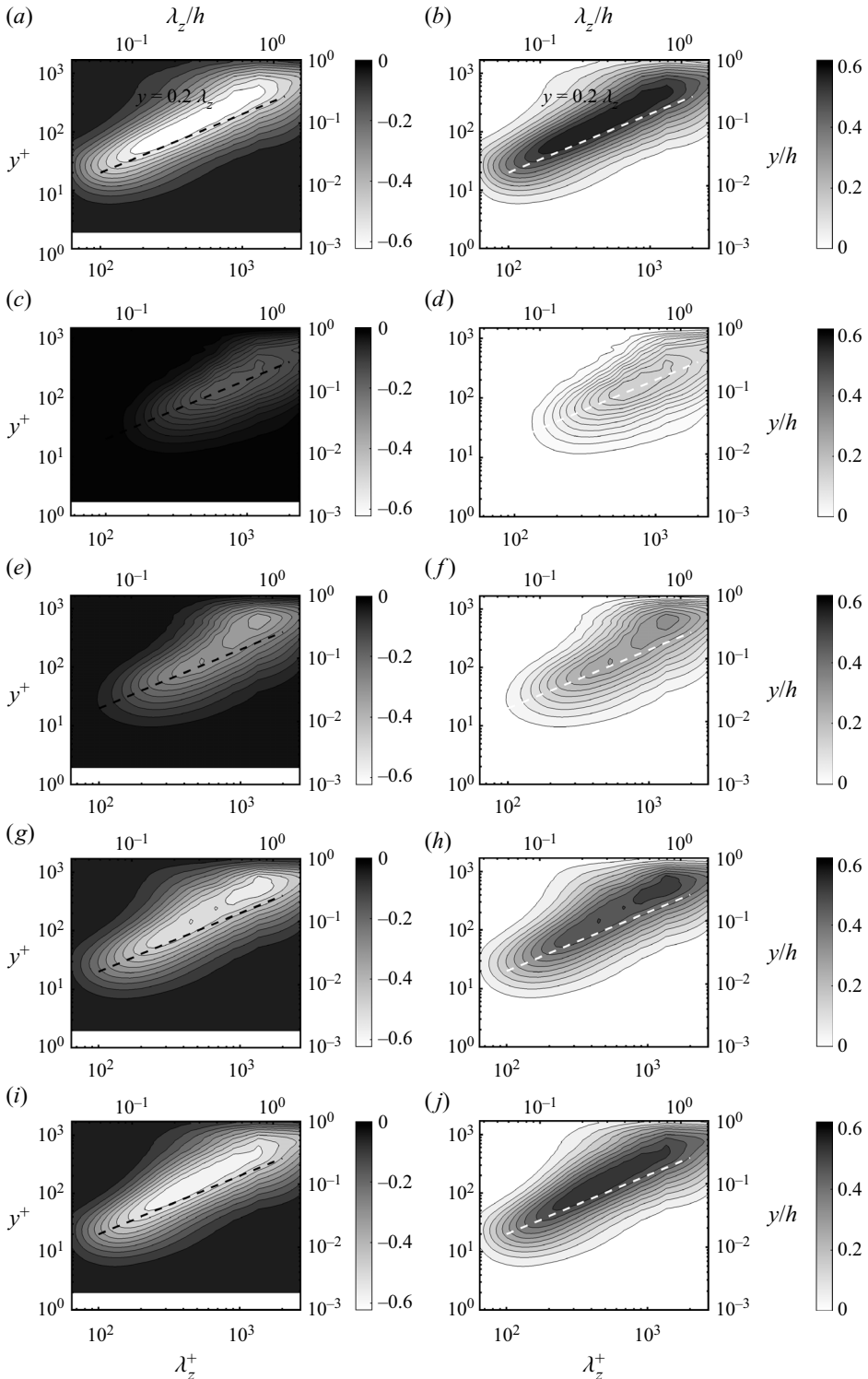


Figure 7. Premultiplied spanwise wavenumber spectra of $k_z^+ y^+ \hat{\Pi}_x^+(y^+, \lambda_z^+)$ (a,c,e,g,i) and $k_z^+ y^+ \hat{\Pi}_{yz}^+(y^+, \lambda_z^+)$ (b,d,f,h,j) for (a,b) LES, (c,d) QL, (e,f) GQL1, (g,h) GQL5 and (i,j) GQL25 cases.

the spanwise scales for all cases. This tendency is consistent with that of Cho *et al.* (2018) and the available DNS data (Hoyas & Jiménez 2008; Mizuno 2016). This means that the energy produced at the streamwise component of the TKE through the production term is distributed to wall-normal and spanwise components via the pressure strain. The spectra also are distributed approximately along the linear ridge $y = 0.2\lambda_z$ for LES, QL and GQL cases, suggesting that both QL and GQL models capture the componentwise energy distribution process by the pressure strain reasonably well. This is somehow expected because this process takes place at integral length scale (i.e. $y \sim \lambda_z$; see also discussion in Cho *et al.* (2018)) and the QL and GQL models are designed to capture well the integral-scale dynamics. However, the QL model appears to underestimate the spectral energy intensity of all pressure-strain terms, and their spanwise wavenumber spectra do not span length scales below $\lambda_z^+ \approx 100$. This can be seen more clearly in figure 6, where $y^+k_z^+ \hat{\Pi}_{yz}$ has been represented as a function of the wall-normal distance for two different spanwise wavenumbers. These two features are quickly improved with the application of the GQL approximations: the spectra begin to reach smaller spanwise scales in GQL1 and approach the spectra of LES quantitatively in GQL5. The GQL25 case shows little improvement with respect to the GQL5 case.

The streamwise wavenumber spectra of pressure strain are shown in figure 8. Similarly to the velocity spectra, the pressure strain intensity appears to be concentrated for $\lambda_x^+ \gtrsim 700$ in the QL model. The spectra are extended to smaller λ_x , as $\lambda_{x,c}$ is decreased by the GQL approximations. A significant improvement is seen in GQL5, whose spectra of the \mathcal{P}_h -subspace group reproduce a good portion of the spectra of LES. Once again, the spectra of GQL25 show excellent agreement with those of the LES, except for the phenomenon already observed in figures 3 and 5: i.e. the complete depletion of energy for the streamwise wavelengths in the \mathcal{P}_h -subspace group.

Figure 8 shows the recovery of the pressure-strain transport along the streamwise direction with the GQL approximations. To understand the difference between the QL and GQL models, we introduce the following equations for pressure fluctuation (Townsend 1976; Kim 1989):

$$\frac{1}{\rho} \nabla^2 p^R = -2 \frac{dU}{dy} \frac{\partial v'}{\partial x} \quad \text{and} \quad \frac{1}{\rho} \nabla^2 p^S = -\frac{\partial u'_j}{\partial x_i} \frac{\partial u'_i}{\partial x_j}, \tag{3.2a,b}$$

where $p' = p^R + p^S$, and p^R and p^S are rapid and slow pressures, respectively. The terms ‘rapid’ and ‘slow’ are derived from the fact that only the rapid part responds immediately to a change imposed on the mean, and the slow part feels the change through nonlinear interactions (Kim 1989). Using the flow decomposition in (2.1a) and the projections defined in (2.2a,b), (3.2a,b) can be written as

$$\frac{1}{\rho} \nabla^2 p_l^R = -2 \frac{dU}{dy} \frac{\partial v_l}{\partial x}, \tag{3.3a}$$

$$\frac{1}{\rho} \nabla^2 p_l^S = \mathcal{P}_l \left[-\frac{\partial u_{l,j}}{\partial x_i} \frac{\partial u_{l,i}}{\partial x_j} \right] + \mathcal{P}_l \left[-2 \frac{\partial u_{l,j}}{\partial x_i} \frac{\partial u_{h,i}}{\partial x_j} \right] + \mathcal{P}_l \left[-\frac{\partial u_{h,j}}{\partial x_i} \frac{\partial u_{h,i}}{\partial x_j} \right] \tag{3.3b}$$

in the \mathcal{P}_l subspace and

$$\frac{1}{\rho} \nabla^2 p_h^R = -2 \frac{dU}{dy} \frac{\partial v_h}{\partial x}, \tag{3.4a}$$

$$\frac{1}{\rho} \nabla^2 p_h^S = \mathcal{P}_h \left[-\frac{\partial u_{l,j}}{\partial x_i} \frac{\partial u_{l,i}}{\partial x_j} \right] + \mathcal{P}_h \left[-2 \frac{\partial u_{l,j}}{\partial x_i} \frac{\partial u_{h,i}}{\partial x_j} \right] + \mathcal{P}_h \left[-\frac{\partial u_{h,j}}{\partial x_i} \frac{\partial u_{h,i}}{\partial x_j} \right] \tag{3.4b}$$

Generalised quasilinear approximations of turbulent flow

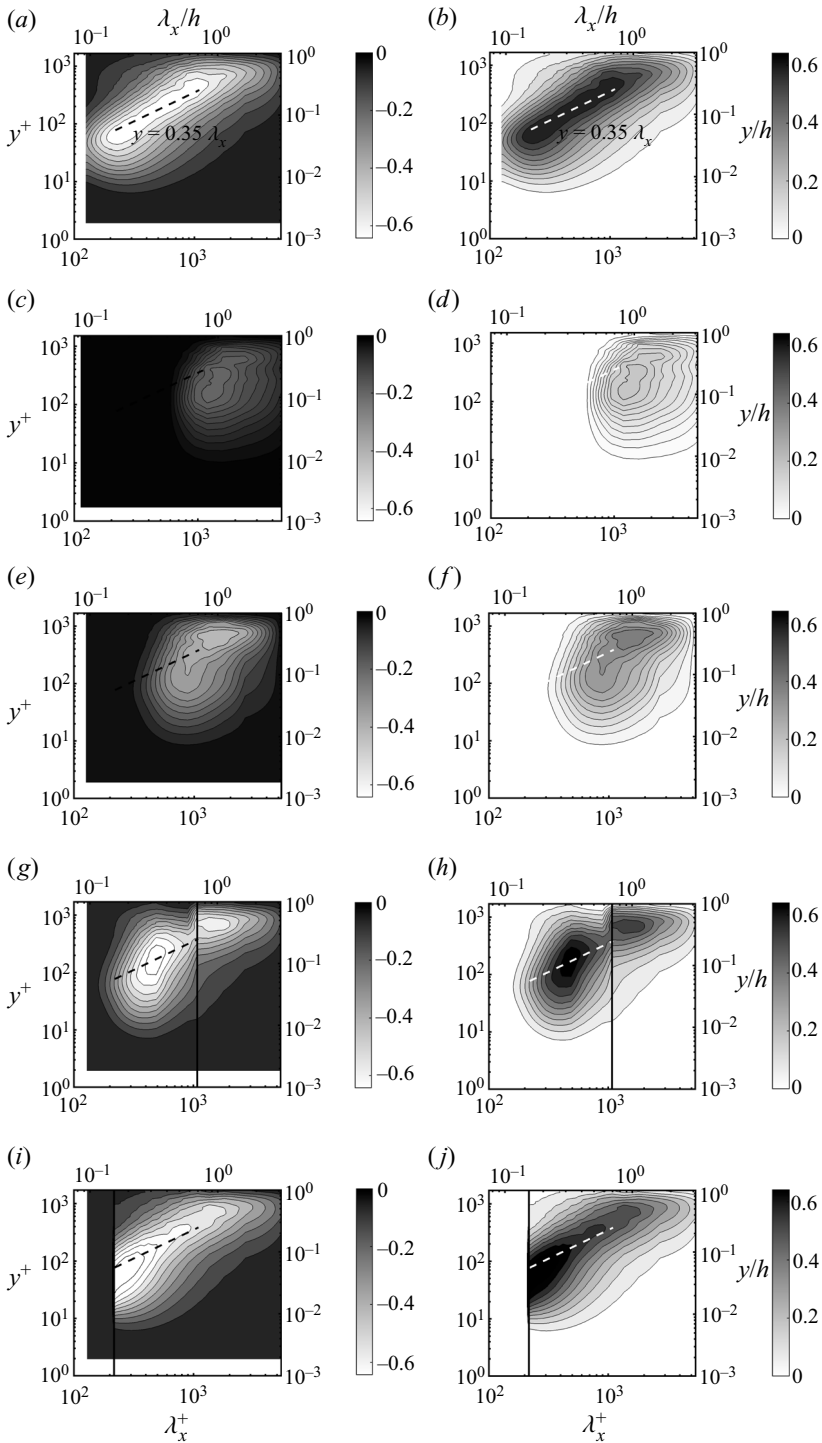


Figure 8. Premultiplied streamwise wavenumber spectra of $k_x^+ y^+ \hat{\Pi}_x^+(y^+, \lambda_x^+)$ (*a,c,e,g,i*) and $k_x^+ y^+ \hat{\Pi}_{yz}^+(y^+, \lambda_x^+)$ (*b,d,f,h,j*) for (*a,b*) LES, (*c,d*) QL, (*e,f*) GQL1, (*g,h*) GQL5 and (*i,j*) GQL25 cases. Here, the vertical line represents the streamwise cut-off wavelength ($\lambda_{x,c}$) dividing the \mathcal{P}_h -subspace (left) and \mathcal{P}_l -subspace (right) regions.

in the \mathcal{P}_h subspace. In the QL and GQL models, the second term on the right-hand side of (3.3b) and the first and the last terms on the right-hand side of (3.4b) are absent. In the case of the QL model, this feature and the decomposition of velocity fluctuations (2.1a) into a streamwise mean and the remaining fluctuation make $u_{l,j}$ in (3.4b) not vary in the streamwise direction, thus each streamwise Fourier mode of p_h^S is coupled only with that of $u_{h,j}$ at the same wavenumber. Therefore, p_h^S does not play any role in the energy transport between the streamwise Fourier modes (Hernández & Hwang 2020). In the GQL model, $u_{l,j}$ is instead allowed to vary in the streamwise direction, which evidently enhances the streamwise-dependent slow pressure generation in the \mathcal{P}_l subspace through (3.3b). Furthermore, in this case, $u_{h,j}$ can now interact with $u_{l,j}$ in a ‘convolutive’ manner in the streamwise wavenumber space for the generation of p_h^S , as is indicated by (3.4b). This feature in the GQL model would allow for a much more vigorous pressure-strain transport than the QL model. This may explain the substantial improvement of the pressure-strain transport only with a small increase in $M_{x,F}$ (e.g. GQL 1 and GQL 5 in figures 7 and 8), rendering the slow pressure in \mathcal{P}_h subspace more important for the streamwise energy transport and energy cascade.

4. Discussion

In this work, the GQL approximation in the streamwise direction has been applied to turbulent channel flow at $Re_\tau \approx 1700$. In particular, this study aimed to examine the nonlinear interactions between the energy-containing streamwise waves, which have been understood to originate from the streak instability and/or transient growth mechanisms in the self-sustaining processes at different length scales (Park *et al.* 2011; Alizard 2015; Cassinelli *et al.* 2017; de Giovanetti *et al.* 2017; Lozano-Durán *et al.* 2021). This is a direct extension of previous studies of the QL model (Thomas *et al.* 2014, 2015; Farrell *et al.* 2016; Hernández & Hwang 2020) using the GQL approximation, as the QL model captures the dynamics of such energy-containing streamwise waves in a minimal manner with the linearised Navier–Stokes equations. The spectral energetics of the QL and GQL models have been studied and compared with those of the LES, with focus on the streamwise nonlinear energy transport to address the efficacy of the models in generating a turbulent state. The QL model is still able to sustain turbulence only with slight underprediction of turbulent skin friction (note that $Re_\tau \simeq 1500$ for the QL model; see table 1), and it recovers reasonably well some fundamental distance-from-the-wall scaling in the spanwise wavenumber spectra as the energy cascade is allowed along the spanwise direction. This is essentially because the QL model contains the most fundamental elements supporting the self-sustaining process (for further details, see Thomas *et al.* (2014, 2015), Farrell *et al.* (2016) and Hernández & Hwang (2020)). It has been found that as the number of streamwise Fourier modes allowed to interact nonlinearly is increased (i.e. GQL1, GQL5 and GQL25 cases), the linear scaling of the spectra with the distance from the wall, which was absent especially in the streamwise spectra of the QL model, is rapidly recovered. The implementation of the GQL approximation, however, has revealed a couple of points which deserve further discussions: (i) multi-scale behaviour of the QL and GQL models and (ii) dependence of energy transfer to the \mathcal{P}_h subspace on the cut-off wavelength $\lambda_{x,c}$. We address these points in this section.

4.1. Multi-scale dynamics in the QL and GQL models

As pointed out in § 1, in the QL model, the full nonlinear evolution of streaks generated by a linear mechanism (i.e. the lift-up effect) is captured, but the subsequent streak

instability/transient growth and breakdown processes are approximated by the linearised equations about the streamwise-averaged velocity field. In fact, the mechanisms associated with streak instability and transient growth have been understood to play an important role in the determination of the streamwise length scales (Park *et al.* 2011; Alizard 2015; Hwang 2015; Cassinelli *et al.* 2017; de Giovanetti *et al.* 2017; Lozano-Durán *et al.* 2021). Despite being able to suitably resolve and/or model the key structural elements in the self-sustaining process, the size of which varies from the inner to the outer length scales, the following features indicate that the performance of the QL model may not be fully satisfactory (e.g. figure 2*c,d*): (1) an excessive energy intensity around particular spanwise wavelengths ($\lambda_z^+ \approx 300\text{--}700$) and (2) the reduced spectral intensity of the velocity and production at the length scale smaller and larger than these wavelengths. It is important to note that these features appear even if the QL model is mathematically capable of dealing with the streak instability and transient growth mechanisms through the linearised equations in the \mathcal{P}_h subspace, indicating that there must be another physical mechanism damaged in the QL model.

In fact, the two observations above indicate that the QL model exhibits a considerably reduced multi-scale behaviour. This argument becomes clearer when a systematic reduction of the spanwise box size is carried out in order to examine the multi-scale behaviour of the QL model. Here, the LES and QL cases have been recomputed for different spanwise box size ($L_z/h = 0.3, 0.5, \pi/2$). Figure 9 shows the mean velocity and Reynolds shear stress of the simulated cases. It can be observed that the three QL cases have very similar statistics. Although there are small deviations in the mean velocity near the centre of the channel, such deviations are much larger in the full LES cases. Figure 10 shows the spanwise and streamwise wavenumber spectra of Reynolds shear stress of the original QL case ($L_z/h = \pi/2$) and that recomputed with $L_z/h = 0.5$. While the very little difference in the spanwise wavenumber spectra for $\lambda_z/h \leq 0.5$ is expected given the existence of the self-sustaining processes at each spanwise length scale (Hwang 2015; Hwang & Bengana 2016), the very small difference in the streamwise wavenumber spectra confirms that the QL model exhibits a significantly reduced multi-scale behaviour. Here, we note that, owing to (2.11), there is no direct modification of the production term in the implementation of the QL model – the QL approximation only changes the form of the nonlinear turbulent transport term. Therefore, this observation implies that the modified fluctuation interaction dynamics by the QL model has subsequently affected the mean-fluctuation interaction described by

$$\frac{\partial \langle u \rangle_{x,z}}{\partial t} = -\frac{dP_0}{dx} + \nu \frac{\partial^2 \langle u \rangle_{x,z}}{\partial y^2} - \frac{\partial}{\partial y} \left[\int_{-\infty}^{\infty} \langle \hat{u}'^*(k_z) \hat{v}'(k_z) \rangle_x dk_z \right], \quad (4.1)$$

where dP_0/dx is the applied mean pressure gradient (note that the eddy viscosity term for the LES is omitted here for convenience). The resulting mean velocity has subsequently affected the fluctuation dynamics, such that the QL model exhibits a reduced multi-scale behaviour across the different energy-containing integral scales.

It has been shown that the QL approximation to a flow retaining the self-sustaining process at single length scale (i.e. low-Reynolds-number case or uniform shear turbulence case) has a tendency to elevate the production as well as the related wall shear velocity compared to the full simulation (Hernández & Hwang (2020), and references therein). This is consistent with the elevated energy intensity and the local mean shear rate around a particular spanwise length scale and wall-normal location observed in this study for the QL model ($\lambda_z^+ \simeq 200\text{--}700$; figure 2*c,d*). However, unlike the low-Reynolds-number or single-scale cases, in the present study where the multi-scale behaviour is prominent

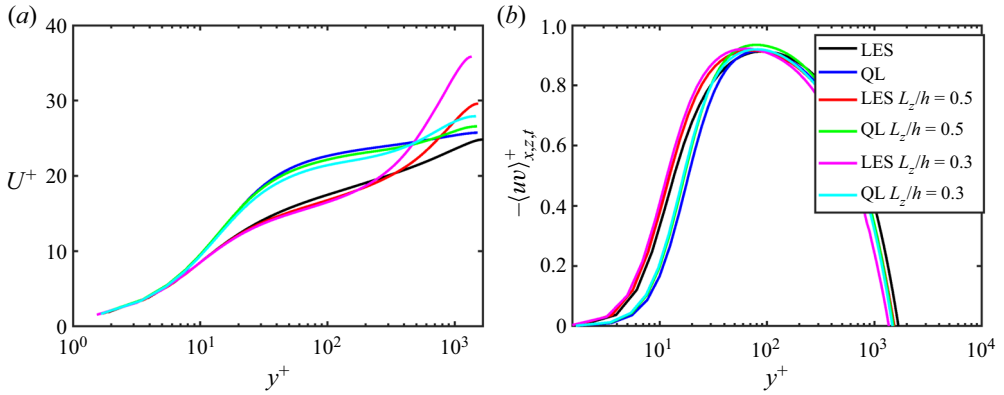


Figure 9. First- and second-order turbulence statistics for the LES and the QL model: (a) $U^+(y^+)$; (b) $-\langle u'v' \rangle_{x,z,t}^+(y^+)$. Here, $L_z/h = 0.3, 0.5, \pi/2$.

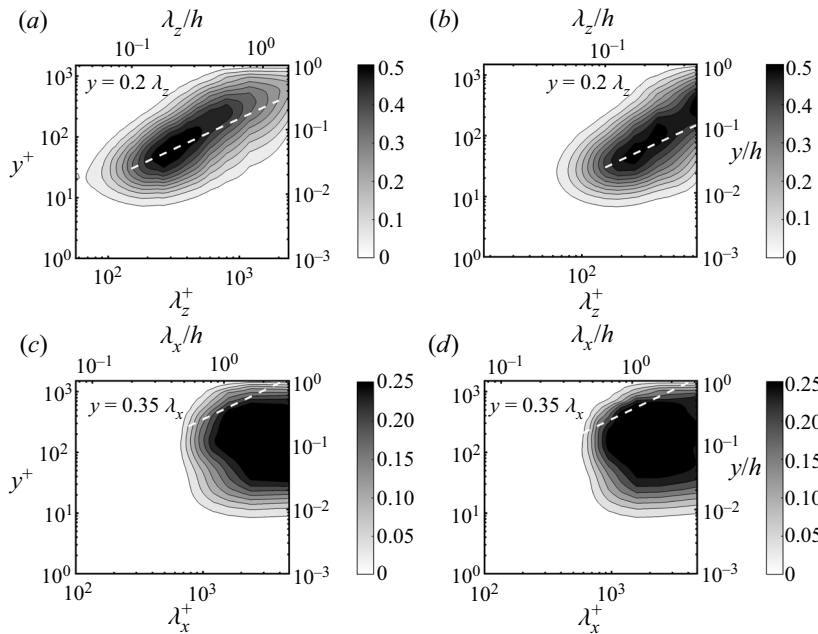


Figure 10. Premultiplied (a,b) spanwise and (c,d) streamwise spectra of Reynolds shear stress for the QL model: (a,c) $L_z/h = \pi/2$; (b,d) $L_z/h = 0.5$.

due to the high Reynolds number, the elevated energy intensity and production around the particular spanwise length scales lead to a significant disruption in the mean-fluctuation dynamics at other length scales. Indeed, to obtain a logarithmic mean velocity, it is necessary to have approximately self-similar production and transport spectra scaling in y for $\lambda_z \in [200\delta_v, 1h]$ (Hwang & Lee 2020), i.e.

$$k_z y \hat{P}(k_z, y) \approx f(k_z y). \tag{4.2}$$

However, in the QL model, the elevated production around a particular length scale and wall-normal location ($\lambda_z^+ \approx 300$ and $y^+ \approx 20-30$; figure 4c) leads to an increase of the mean shear rate at the related wall-normal location ($y^+ \approx 20-30$ in figure 1c). Given that

the mass flow rate across the channel is constant in the present simulations, this must result in a reduced mean shear rate at some other wall-normal locations. The reduced mean shear rate at those locations would then generate the significantly reduced fluctuations at both small and large scales, as the production there is expected to be reduced. We note that in the case of high-Reynolds-number wall turbulence, all integral scales varying from the viscous inner to the outer one generate turbulent skin friction almost equally (de Giovanetti *et al.* 2016). This explains why the reduction in skin-friction drag (or mean shear velocity) of the QL model is observed in this case and in Farrell *et al.* (2016) unlike the other QL studies at low Reynolds number or uniform shear turbulence.

This behaviour observed in the QL model appears to be very effectively cured in the GQL model. In fact, only a small increase in $M_{x,F}$ (or a decrease in $\lambda_{x,c}$) shows a drastic improvement in the first-order statistics and Reynolds shear stress. As shown in figures 3 and 5, this is presumably related to the improved energy cascade in the streamwise direction due to the enlarged \mathcal{P}_l -subspace group, which more effectively removes the excess of energy at a particular scale (or wavelength) seen in the QL model. This subsequently leads to much more balanced mean-fluctuation interactions at all integral scales like in full LES. This scenario is supported by the wall-normal velocity (figure 2) and pressure strain (figure 8) spectra of the GQL1 and GQL5 cases. In particular, these two spectra of the GQL5 case appear to be well aligned with their linear-scaling ridge with the distance from the wall across the entire range of scales, like those of the LES case, despite the fact that a significant part of the flow (i.e. the \mathcal{P}_h -subspace group) is solely obtained by solving the linearised equations. This observation suggests that promoting a balanced mean-fluctuation dynamics across the entire range of scales admitting self-similar production may be the key to a successful prediction at least for the low-order turbulence statistics. In this respect, the QL model can further be improved from various perspectives: for example, in the context of the present QL/GQL models, $\lambda_{x,c}$ can further be considered as a function of λ_z , or, alternatively, one can introduce energetically neutral stochastic forcing to enrich the dynamics. Indeed, the latter idea was central to the recent work by Hwang & Eckhardt (2020) and Skouloudis & Hwang (2021), where a minimal QL approximation, much simpler than the QL/GQL models in the present study, was shown to reproduce the key statistical behaviours, if the mean-fluctuation dynamics is captured with a suitable model for the self-interacting nonlinear term. In the context of the present QL/GQL models, $\lambda_{x,c}$ can further be considered as a function of λ_z . In this respect, it is finally worth mentioning the previous work by Brethiem, Meneveau & Gayme (2015) where a judicious choice of higher streamwise wavenumber(s) for the \mathcal{P}_h -subspace group was shown to improve the mean velocity profile significantly. In their case, such a choice would have led to a reduced fluctuation at the energetic scale (see also Hernández & Hwang (2020) for this issue). Like in our study, it is presumable that this would subsequently result into a more balanced mean-fluctuation interaction.

Finally, it is worth mentioning that the discussion above suggests the needs of properly capturing all integral scales at high Reynolds numbers. The typical streamwise length scale of the (smallest) coherent structures in the near-wall region is at $O(10^2)$ – $O(10^3)$ in viscous inner units: the streamwise length of the quasi-streamwise vortices is $\lambda_x^+ \simeq 200$ – 300 and that of the near-wall streaks is $\lambda_x^+ \simeq 1000$ (e.g. Hwang 2013). Therefore, a reasonable guess of $\lambda_{x,c}$, which captures well the mean velocity profile, would scale in viscous inner units with $\lambda_{x,c}^+ \simeq O(10^2)$ – $O(10^3)$, and GQL5 and GQL25 confirm this requirement. This also explains why the QL model works reasonably well at low Reynolds numbers, i.e. $Re_\tau \simeq O(100)$ – at such low Reynolds numbers, the

energy cascade barely exists and the QL model is good enough to capture the structures at $\lambda_{x,c}^+ \simeq O(10^2) - O(10^3)$.

4.2. Energy transfer to the high-wavenumber group

In figures 3, 5 and 8, we have reported that the premultiplied streamwise wavenumber spectra of the GQL cases typically exhibit a large intensity in the \mathcal{P}_l subspace, consistent with Tobias & Marston (2017). Indeed, as the \mathcal{P}_l -subspace group is enlarged by decreasing $\lambda_{x,c}$ (or increasing $M_{x,F}$), the streamwise wavenumber spectra tend to reach smaller wavelengths. It has been claimed that this is the key advantage of the GQL model over the QL model, as the motions in the \mathcal{P}_h subspace can exchange energy through the convolutive interaction (equivalently the non-local interaction in the wavenumber space) with those in the \mathcal{P}_l subspace, and this has been referred to as a ‘scattering’ mechanism (e.g. Tobias & Marston 2017). However, it appears that this scattering mechanism is completely absent when $\lambda_{x,c}$ is sufficiently low (i.e. GQL25 case). In fact, the spectral intensity for $\lambda_x < \lambda_{x,c}$ in this case is zero, which is difficult to understand solely with the proposed ‘scattering’ mechanism. Finally, this observation also suggests that the GQL models may experience a bifurcation in terms of $\lambda_{x,c}$. However, the investigation of this issue requires consideration of many different values of $\lambda_{x,c}$ especially around the bifurcation point potentially with many different initial conditions (in the case of a subcritical bifurcation). This issue is certainly interesting to pursue, but is beyond the scope of the present study.

To understand this behaviour better, let us consider the equations for the \mathcal{P}_h -subspace group. The velocity component \mathbf{u}_h is governed by the linear equation (2.4b) whose last two terms $\mathcal{P}_h[\mathbf{u}_l \cdot \nabla \mathbf{u}_l]$ and $\mathcal{P}_h[(\mathbf{u}_h \cdot \nabla) \mathbf{u}_h]$ are neglected by the GQL approximation. Since equation (2.4b) is linear and it has no driving term, (2.4b) can be written as follows:

$$\frac{\partial \mathbf{u}_h}{\partial t} = \mathcal{L}(U_l) \mathbf{u}_h, \tag{4.3}$$

where \mathcal{L} is an autonomous linear operator. For an illustrative purpose, let us first simply assume that U_l is steady (or time-periodic), although U_l in the present QL and GQL models is all chaotic. In a well-posed QL/GQL model, the flow field should not diverge in time. Therefore, the resulting stable solution to the corresponding QL/GQL model should lead to \mathbf{u}_h in the form of either a non-trivial neutrally stable leading eigenmode (or Floquet mode) (e.g. Malkus 1956; Pausch *et al.* 2019) or the trivial solution (i.e. zero) (for an alternative based on the idea of parametric neutralisation as governing the mean state, see also Farrell & Ioannou (2012)). Similarly, when U_l is chaotic like in the present QL and GQL models, this notion can be extended in terms of the Lyapunov exponents and vectors of (4.3) without loss of generality. In this case, (4.3) becomes the tangent (or linearised) equations to the trajectory U_l in the \mathcal{P}_h subspace. Therefore, any non-trivial solution \mathbf{u}_h to (4.3) ultimately acquires the structure of the Lyapunov vector associated with the leading Lyapunov exponent of $\mathcal{L}(U_l)$, which can be obtained as follows:

$$\sigma = \limsup_{t \rightarrow \infty} \frac{\ln \|\mathbf{u}_h\|}{t}, \tag{4.4}$$

where $\|\cdot\|$ is any relevant norm of the velocity field. For the given QL and GQL models to be well-posed (or not blow up), the leading Lyapunov exponent of the linear equations $\mathcal{L}(U_l)$ should be either negative or zero, meaning that \mathbf{u}_h can only decay or be marginally stable, respectively. In the case of the turbulent state produced by the QL/GQL approximation, the leading Lyapunov exponent from (4.3) must be zero (Farrell & Ioannou

2012; Farrell *et al.* 2016), if (4.3) admits a non-trivial solution. Otherwise, the only possible solution is the trivial solution.

Given the discussion above, it is now evident that the scattering mechanism proposed by Tobias & Marston (2017) must depend on the nature of the Lyapunov spectrum of (4.3). It is worth mentioning that the leading Lyapunov exponent has been speculated to be proportional to the inverse of the fastest time scale of the system (i.e. the inverse of the Kolmogorov time; see Ruelle (1979) and Crisanti *et al.* (1993)). However, more recent evidence suggests that the instability related to the leading Lyapunov exponent grows even faster than the Kolmogorov time scale (Mohan, Fitzsimmons & Moser 2017). It is yet to be clarified how the leading Lyapunov exponent would precisely scale, but it appears to be reasonable to assume that it is at least associated with the fastest time scale to some extent.

Now, let us return to the linearised equations (4.3) in the QL and GQL models. As $\lambda_{x,c}$ is decreased (or $M_{x,F}$ is increased), the smallest time scale of the system is expected to be reduced. This is observed in the turbulent transport spectra, where more energy is transferred towards smaller streamwise and spanwise length scales. In other words, the decrease in $\lambda_{x,c}$ could lead the linearised equations for a given streamwise wavenumber in the \mathcal{P}_h subspace to become more unstable before they reach the statistically stationary state. This is consistently seen for the QL, GQL1 and GQL5 cases where the spectra of the \mathcal{P}_h -subspace group are extended to smaller streamwise and spanwise wavelengths on decreasing $\lambda_{x,c}$ (figures 2 and 3). However, if $\lambda_{x,c}$ is too small, (4.3) for the \mathcal{P}_h -subspace group is expected to be dominated by viscous dissipation. Therefore, (4.3) may only admit the trivial solution in the \mathcal{P}_h subspace. This explains why the streamwise wavenumber spectra of the GQL25 case (figure 3) exhibit the trivial solution for $\lambda_x < \lambda_{x,c}$. This is further confirmed in figure 11, where the time evolution of the energy of the streamwise Fourier modes is plotted for the QL and GQL25 cases from a full LES flow field. Since the low-wavenumber modes fluctuate chaotically in time, the non-trivial solutions for the high-wavenumber-mode equations should be the ‘neutrally stable’ Lyapunov vector – otherwise, all the QL/GQL simulations should have blown up or lead to the trivial solution. This is why GQL25 is, in fact, the case which admits the trivial solution, as can be observed from the energy of the high-wavenumber modes $E_{k_x} \approx 10^{-7}$ in the new statistically stationary state, much lower than that of LES. In this case, the behaviour of the \mathcal{P}_h subspace must be slaved to the \mathcal{P}_l subspace because the trivial solution in the \mathcal{P}_h subspace can no longer influence the dynamics in the \mathcal{P}_l subspace. It is interesting to note that such a streamwise wavelength is $\lambda_{x,c}^+ \approx 200$: i.e. the (smallest) streamwise length scale of the streak instability in the near-wall region (e.g. Schoppa & Hussain 2002; Cassinelli *et al.* 2017). Furthermore, in the full LES, $\lambda_x \simeq \lambda_{x,c}^+$ ($\simeq 200$) is at the energy-receiving range (figure 5*b,j*), implying that the role of the \mathcal{P}_l subspace is primarily dissipation of turbulence. Therefore, it is likely that this behaviour in the GQL approximation would occur when $\lambda_{x,c}^+$ becomes close to a dissipation-dominated length scale, such as the Kolmogorov microscale, although a more detailed investigation would be necessary to understand the precise scaling behaviour. Finally, this suggests that if $\lambda_{x,c}$ is sufficiently small such that the \mathcal{P}_h -subspace group only gives the trivial solution, the application of the GQL approximation becomes equivalent to that of a spectral low-pass cut-off filter with threshold streamwise wavelength $\lambda_{x,c}$.

5. Concluding remarks

In the present study, we have investigated the spectral energetics of a GQL approximation applied to turbulent channel flow at $Re_\tau \simeq 1700$. The focus of the present study is given

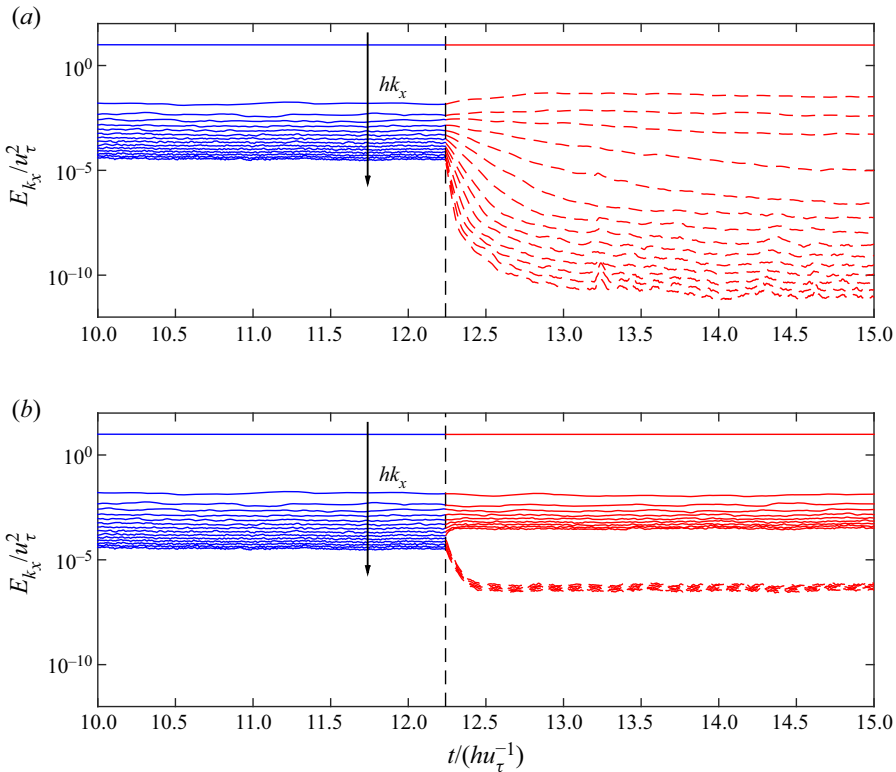


Figure 11. Time trace for the streamwise Fourier modes ($hk_x = 0, 2, 8, 14, 20, 26, 32, 38, 44, 50, 56, 62, 68, 74, 80$) in log scale: (a) QL; (b) GQL25. Here, the blue-coloured lines represent the results from the full LES. At the time indicated by the black dashed line, the QL/GQL approximations are applied. Also, the red-coloured solid lines indicate the streamwise Fourier modes in the low-wavenumber group and the red-coloured dashed lines those in the high-wavenumber group.

to its application in the streamwise direction to explore the nonlinear interactions between energy-containing streamwise waves, which have been understood to originate from the streak instability and/or transient growth mechanism in the self-sustaining processes at different length scales. For the GQL approximation, the velocity is decomposed into low- and high-wavenumber modes, the former of which are solved by considering the full nonlinear equations (\mathcal{P}_l -subspace group) whereas the latter are obtained from the linearised equations around the former (\mathcal{P}_h -subspace group). The QL case has been found to exhibit the most anisotropic second-order turbulence statistics throughout the entire wavenumber space of the spectra, in agreement with previous studies (Thomas *et al.* 2014; Farrell *et al.* 2016). Only a small increase in the number of streamwise modes allowed to interact nonlinearly (or the enrichment of the \mathcal{P}_l -subspace group; i.e. GQL1 and GQL5 cases) has resulted in a rapid recovery of the scaling of the streamwise wavelengths with the distance from the wall y , which was absent in the streamwise spectra of the QL case. These cases also exhibited spectra extending over a wider range and reaching out to smaller scales, when compared with the QL case whose spatial spectra were highly localised in the wavenumber space.

The energetics of the QL and GQL models have been studied using the streamwise and spanwise wavenumber spectral TKE budget equation. The production spectra of the QL model have been found to be highly localised and the turbulent transport is inhibited in

the streamwise direction. Simulations with different spanwise boxes have confirmed that this is related to a considerably reduced multi-scale behaviour of the QL model which originates from both mean-fluctuation and fluctuation–fluctuation dynamics. Finally, it has been proposed that the ‘scattering mechanism’ (Tobias & Marston 2017), by which the motions in the \mathcal{P}_h subspace exchange energy through interaction with those in the \mathcal{P}_l subspace, depends on the Lyapunov spectrum of the linearised equations projected to the \mathcal{P}_h -subspace group. This has explained the gradual extension of the spectra of the GQL model over a wider range, when the cut-off streamwise wavelength $\lambda_{x,c}$ for the velocity decomposition in the GQL model is sufficiently large. This is also consistent with the emergence of the trivial solution in the \mathcal{P}_h -subspace group, when the cut-off wavelength $\lambda_{x,c}$ is sufficiently small.

Acknowledgements. We are grateful to an anonymous referee who provided many useful comments for the improvement of the original manuscript.

Funding. C.G.H. and Y.H. acknowledge the support of the Leverhulme Trust (RPG-123-2019). Q.Y. acknowledges the Natural Science Foundation of China (11802322). Y.H. is also supported by the Engineering and Physical Sciences Research Council (EPSRC; EP/T009365/1) in the UK.

Declaration of interests. The authors report no conflict of interest.

Author ORCIDs.

-  Carlos G. Hernández <https://orcid.org/0000-0001-8312-1104>;
-  Qiang Yang <https://orcid.org/0000-0002-1059-2308>;
-  Yongyun Hwang <https://orcid.org/0000-0001-8814-0822>.

REFERENCES

- DEL ÁLAMO, J.C. & JIMÉNEZ, J. 2003 Spectra of the very large anisotropic scales in turbulent channels. *Phys. Fluids* **15** (6), L41–L44.
- DEL ÁLAMO, J.C. & JIMÉNEZ, J. 2006 Linear energy amplification in turbulent channels. *J. Fluid Mech.* **559**, 205–213.
- ALIZARD, F. 2015 Linear stability of optimal streaks in the log-layer of turbulent channel flows. *Phys. Fluids* **27** (10), 105103.
- BAKAS, N.A., CONSTANTINOU, N.C. & IOANNOU, P.J. 2015 S3t stability of the homogeneous state of barotropic beta-plane turbulence. *J. Atmos. Sci.* **72** (5), 1689–1712.
- BAKAS, N.A. & IOANNOU, P.J. 2013 Emergence of large scale structure in barotropic β -plane turbulence. *Phys. Rev. Lett.* **110**, 224501.
- BAKAS, N.A. & IOANNOU, P.J. 2014 A theory for the emergence of coherent structures in beta-plane turbulence. *J. Fluid Mech.* **740**, 312–341.
- BAMIEH, B. & DAHLEH, M. 2001 Energy amplification in channel flows with stochastic excitation. *Phys. Fluids* **13**, 3258.
- BEWLEY, T.R. 2014 *Numerical Renaissance: Simulation, Optimisation and Control*. Renaissance Press.
- BRETHEIM, J.U., MENEVEAU, C. & GAYME, D.F. 2015 Standard logarithmic mean velocity distribution in a band-limited restricted nonlinear model of turbulent flow in a half-channel. *Phys. Fluids* **27** (1), 011702.
- BUTLER, K.M. & FARRELL, B.F. 1993 Optimal perturbations and streak spacing in wall-bounded turbulent shear flow. *Phys. Fluids A* **5** (3), 774–777.
- CASSINELLI, A., DE GIOVANNETTI, M. & HWANG, Y. 2017 Streak instability in near-wall turbulence revisited. *J. Turbul.* **18** (5), 443–464.
- CHO, M., HWANG, Y. & CHOI, H. 2018 Scale interactions and spectral energy transfer in turbulent channel flow. *J. Fluid Mech.* **854**, 474–504.
- CONSTANTINOU, N.C. 2015 Formation of large-scale structures by turbulence in rotating planets. PhD thesis, National and Kapodistrian University of Athens, Athens.
- COSSU, C., PUJALS, G. & DEPARDON, S. 2009 Optimal transient growth and very large-scale structures in turbulent boundary layers. *J. Fluid Mech.* **619**, 79–94.
- CRISANTI, A., JENSEN, M.H., PALADIN, G. & VULPIANI, A. 1993 Predictability of velocity and temperature fields in intermittent turbulence. *J. Phys. A* **26**, 6943–6960.

- DOOHAN, P., WILLIS, A.P. & HWANG, Y. 2019 Shear stress-driven flow: the state space of near-wall turbulence at infinite friction Reynolds number. *J. Fluid Mech.* **874**, 606–638.
- DOOHAN, P., WILLIS, A.P. & HWANG, Y. 2021 Minimal multi-scale dynamics of near-wall turbulence. *J. Fluid Mech.* **913**, A8.
- FARRELL, B.F. 1984 Modal and non-modal baroclinic waves. *J. Atmos. Sci.* **41**, 668–673.
- FARRELL, B.F. 1988 Optimal excitation of perturbations in viscous shear flow. *Phys. Fluids* **31**, 2093–2102.
- FARRELL, B.F., GAYME, D.F. & IOANNOU, P.J. 2017 A statistical state dynamics approach to wall turbulence. *Phil. Trans. R. Soc. A* **375**, 20160081.
- FARRELL, B.F. & IOANNOU, P.J. 1993a Optimal excitation of three-dimensional perturbations in viscous constant shear flow. *Phys. Fluids* **5**, 1390–1400.
- FARRELL, B.F. & IOANNOU, P.J. 1993b Stochastic forcing of the linearized Navier–Stokes equation. *Phys. Fluids A* **5**, 2600.
- FARRELL, B.F. & IOANNOU, P.J. 2003 Structural stability of turbulent jets. *J. Atmos. Sci.* **60**, 2101–2118.
- FARRELL, B.F. & IOANNOU, P.J. 2007 Structure and spacing of jets in barotropic turbulence. *J. Atmos. Sci.* **64** (10), 3652–3665.
- FARRELL, B.F. & IOANNOU, P.J. 2012 Dynamics of streamwise rolls and streaks in turbulent wall-bounded shear flow. *J. Fluid Mech.* **708**, 149–196.
- FARRELL, B.F., IOANNOU, P.J., JIMÉNEZ, J., CONSTANTINOU, N.C., LOZANO-DURÁN, A. & NIKOLAIDIS, M.-A. 2016 A statistical state dynamics-based study of the structure and mechanism of large-scale motions in plane Poiseuille flow. *J. Fluid Mech.* **809**, 290–315.
- FLORES, O. & JIMÉNEZ, J. 2010 Hierarchy of minimal flow units in the logarithmic layer. *Phys. Fluids* **22** (7), 071704.
- GERMANO, M., PIOMELLI, U., MOIN, P. & CABOT, W.H. 1991 A dynamic subgrid-scale eddy viscosity model. *Phys. Fluids A* **3**, 1760–1765.
- DE GIOVANETTI, M., HWANG, Y. & CHOI, H. 2016 Skin-friction generation by attached eddies in turbulent channel flow. *J. Fluid Mech.* **808**, 511–538.
- DE GIOVANETTI, M., SUNG, H.J. & HWANG, Y. 2017 Streak instability in turbulent channel flow: the seeding mechanism of large-scale motions. *J. Fluid Mech.* **832**, 483–513.
- HAMILTON, J.M., KIM, J. & WALEFFE, F. 1995 Regeneration mechanisms of near-wall turbulence structures. *J. Fluid Mech.* **287**, 317–348.
- HERNÁNDEZ, C.G. & HWANG, Y. 2020 Spectral energetics of a quasilinear approximation in uniform shear turbulence. *J. Fluid Mech.* **904**, A11.
- HERNÁNDEZ, C.G., YANG, Q. & HWANG, Y. 2021 Generalised quasilinear approximations of turbulent channel flow. Part 2. Spanwise scale interactions. *J. Fluid Mech.* [arXiv:2112.01972](https://arxiv.org/abs/2112.01972).
- HERRING, J.R. 1963 Investigation of problems in thermal convection. *J. Atmos. Sci.* **20** (4), 325–338.
- HERRING, J.R. 1964 Investigation of problems in thermal convection: rigid boundaries. *J. Atmos. Sci.* **21** (3), 277–290.
- HERRING, J.R. 1966 Some analytic results in the theory of thermal convection. *J. Atmos. Sci.* **23** (6), 672–677.
- HOYAS, S. & JIMÉNEZ, J. 2008 Reynolds number effects on the Reynolds-stress budgets in turbulent channels. *Phys. Fluids* **20** (10), 101511.
- HWANG, Y. 2013 Near-wall turbulent fluctuations in the absence of wide outer motions. *J. Fluid Mech.* **723**, 264–288.
- HWANG, Y. 2015 Statistical structure of self-sustaining attached eddies in turbulent channel flow. *J. Fluid Mech.* **767**, 254–289.
- HWANG, Y. & BENGANA, Y. 2016 Self-sustaining process of minimal attached eddies in turbulent channel flow. *J. Fluid Mech.* **795**, 708–738.
- HWANG, Y. & COSSU, C. 2010a Linear non-normal energy amplification of harmonic and stochastic forcing in the turbulent channel flow. *J. Fluid Mech.* **664**, 51–73.
- HWANG, Y. & COSSU, C. 2010b Self-sustained process at large scales in turbulent channel flow. *Phys. Rev. Lett.* **105**, 044505.
- HWANG, Y. & COSSU, C. 2011 Self-sustained processes in the logarithmic layer of turbulent channel flows. *Phys. Fluids* **23** (6), 061702.
- HWANG, Y. & ECKHARDT, B. 2020 Attached eddy model revisited using a minimal quasi-linear approximation. *J. Fluid Mech.* **894**, A23.
- HWANG, Y. & LEE, M. 2020 The mean logarithm emerges with self-similar energy balance. *J. Fluid Mech.* **903**, R6.
- JOVANOVIĆ, M.R. & BAMIEH, B. 2005 Componentwise energy amplification in channel flow. *J. Fluid Mech.* **543**, 145–83.

- KAWATA, T. & TSUKAHARA, T. 2021 Scale interactions in turbulent plane Couette flows in minimal domains. *J. Fluid Mech.* **911**, A55.
- KIM, J. 1989 On the structure of pressure fluctuations in simulated turbulent channel flow. *J. Fluid Mech.* **205**, 421–451.
- KIM, J. & LIM, J. 2000 A linear process in wall-bounded turbulent shear flows. *Phys. Fluids* **12** (8), 1885–1888.
- KIM, J. & MOIN, P. 1985 Application of a fractional-step method to incompressible Navier–Stokes equations. *J. Comput. Phys.* **59** (2), 308–323.
- KLINE, S.J., REYNOLDS, W.C., SCHRAUB, F.A. & RUNSTADLER, P.W. 1967 The structure of turbulent boundary layers. *J. Fluid Mech.* **30** (4), 741–773.
- KOLMOGOROV, A.N. 1941 The local structure of turbulence in incompressible viscous fluid for very large Reynolds number. *Proc. USSR Acad. Sci.* **30**, 299–303.
- KOVASZNYI, L.S.G., KIBENS, V. & BLACKWELDER, R.F. 1970 Large-scale motion in the intermittent region of a turbulent boundary layer. *J. Fluid Mech.* **41** (2), 283–325.
- LEE, M.K. & MOSER, R.D. 2019 Spectral analysis of the budget equation in turbulent channel flows at high Reynolds number. *J. Fluid Mech.* **860**, 886–938.
- LOZANO-DURÁN, A., CONSTANTINO, N.C., NIKOLAIDIS, M.-A. & KARP, M. 2021 Cause-and-effect of linear mechanisms sustaining wall turbulence. *J. Fluid Mech.* **914**, A8.
- MALKUS, W.V.R. 1954 The heat transport and spectrum of thermal turbulence. *Phil. Trans. R. Soc. A* **225** (1161), 196–212.
- MALKUS, W.V.R. 1956 Outline of a theory of turbulent shear flow. *J. Fluid Mech.* **1** (5), 521–539.
- MANTIĆ-LUGO, V., ARRATIA, C. & GALLAIRE, F. 2014 Self-consistent mean flow description of the nonlinear saturation of the vortex shedding in the cylinder wake. *Phys. Rev. Lett.* **113**, 084501.
- MANTIĆ-LUGO, V. & GALLAIRE, F. 2016 Saturation of the response to stochastic forcing in two-dimensional backward-facing step flow: A self-consistent approximation. *Phys. Rev. Fluids* **1**, 083602.
- MARSTON, J.B., CHINI, G.P. & TOBIAS, S.M. 2016 Generalized quasilinear approximation: application to zonal jets. *Phys. Rev. Lett.* **116**, 214501.
- MARSTON, J.B., CONOVER, E. & TOBIAS, S. 2008 Statistics of an unstable barotropic jet from a cumulant expansion. *J. Atmos. Sci.* **65** (6), 1955–1966.
- MCKEON, B.J. & SHARMA, A.S. 2010 A critical-layer framework for turbulent pipe flow. *J. Fluid Mech.* **658**, 336–382.
- MIZUNO, Y. 2016 Spectra of energy transport in turbulent channel flows for moderate Reynolds numbers. *J. Fluid Mech.* **805**, 171–187.
- MOHAN, P., FITZSIMMONS, N. & MOSER, R.D. 2017 Scaling of Lyapunov exponents in homogeneous isotropic turbulence. *Phys. Rev. Fluids* **2**, 114606.
- PARK, J., HWANG, Y. & COSSU, C. 2011 On the stability of large-scale streaks in turbulent Couette and Poiseuille flows. *C. R. Mécanique* **339** (1), 1–5.
- PAUSCH, M., YANG, Q., HWANG, Y. & ECKHARDT, B. 2019 Quasilinear approximation for exact coherent states in parallel shear flows. *Fluid Dyn. Res.* **51** (1), 011402.
- REDDY, S.C. & HENNINGSON, D.S. 1993 Energy growth in viscous channel flows. *J. Fluid Mech.* **252**, 209–238.
- RUELLE, D. 1979 Microscopic fluctuations and turbulence. *Phys. Lett. A* **72**, 81.
- SCHMID, P.J. & HENNINGSON, D.S. 1994 Optimal energy density growth in Hagen–Poiseuille flow. *J. Fluid Mech.* **277**, 197–225.
- SCHOPPA, W. & HUSSAIN, F. 2002 Coherent structure generation in near-wall turbulence. *J. Fluid Mech.* **453**, 57–108.
- SEKIMOTO, A., DONG, S. & JIMÉNEZ, J. 2016 Direct numerical simulation of statistically stationary and homogeneous shear turbulence and its relation to other shear flows. *Phys. Fluids* **28** (3), 035101.
- SKOULODIS, N. & HWANG, Y. 2021 Scaling of turbulence intensities up to $Re_\tau = 10^6$ with a resolvent-based quasilinear approximation. *Phys. Rev. Fluids* **6**, 034602.
- THOMAS, V.L., FARRELL, B.F., IOANNOU, P.J. & GAYME, D.F. 2015 A minimal model of self-sustaining turbulence. *Phys. Fluids* **27** (10), 105104.
- THOMAS, V.L., LIEU, B.K., JOVANOVIĆ, M.R., FARRELL, B.F., IOANNOU, P.J. & GAYME, D.F. 2014 Self-sustaining turbulence in a restricted nonlinear model of plane Couette flow. *Phys. Fluids* **26** (10), 105112.
- TOBIAS, S.M. & MARSTON, J.B. 2013 Direct statistical simulation of out-of-equilibrium jets. *Phys. Rev. Lett.* **110**, 104502.
- TOBIAS, S.M. & MARSTON, J.B. 2017 Three-dimensional rotating Couette flow via the generalised quasilinear approximation. *J. Fluid Mech.* **810**, 412–428.

- TOWNSEND, A. 1976 *The Structure of Turbulent Shear Flow*, 2nd edn. Cambridge University Press.
- TREFETHEN, L.N., TREFETHEN, A.E., REDDY, S.C. & DRISCOLL, T.A. 1993 Hydrodynamic stability without eigenvalues. *Science* **261** (5121), 578–584.
- VREMAN, A.W. 2004 An eddy-viscosity subgrid-scale model for turbulent shear flow: algebraic theory and applications. *Phys. Fluids* **16** (10), 3670–3681.
- WALEFFE, F. 1997 On a self-sustaining process in shear flows. *Phys. Fluids* **9** (4), 883–900.
- YANG, Q., WILLIS, A.P. & HWANG, Y. 2018 Energy production and self-sustained turbulence at the Kolmogorov scale in Couette flow. *J. Fluid Mech.* **834**, 531–554.
- ZARE, A., JOVANOVIĆ, M.R. & GEORGIU, T.T. 2017 Colour of turbulence. *J. Fluid Mech.* **812**, 636–680.