




RESEARCH NOTE

# Assessing the relative influence of party unity on vote choice: evidence from a conjoint experiment

Roni Lehrer<sup>1\*</sup> , Pirmin Stöckle<sup>2</sup>  and Sebastian Juhl<sup>2</sup> 

<sup>1</sup>University of Mannheim and Goethe University Frankfurt, Frankfurt, Germany and <sup>2</sup>University of Mannheim, Mannheim, Germany

\*Corresponding author. Email: [lehrer@uni-mannheim.de](mailto:lehrer@uni-mannheim.de)

(Received 10 August 2021; revised 4 July 2022; accepted 15 July 2022; first published online 21 September 2022)

## Abstract

Observational studies and anecdotal evidence suggest that party unity improves a party's electoral performance. Yet, due to a lack of experimental evidence, the causal standing of these findings remains unclear. Moreover, party unity manifests in various ways and we do not know how much different types of party unity affect the vote. Relying on a conjoint experiment implemented in a probability-based survey of the German population, our study unveils the distinct causal effect of different forms of party unity on vote choice. We further establish that appearing united can compensate for substantive policy distances between parties and voters. These findings have important implications for our understanding of how citizens vote and how intra-party politics affects the political representation of citizens in democracies.

**Keywords:** Conjoint experiment; party unity; vote choice

What are the electoral consequences of conflict within a party? While ample scholarship on intra-party unity emphasizes its importance for party and electoral behavior (e.g., Ceron, 2015a; Greene and Haber, 2015; Lehrer and Lin, 2020), the causal standing of these findings remains elusive as experimental evidence is missing. Furthermore, party unity is frequently simplified to be a unidimensional phenomenon. The various ways in which intra-party dissent manifests itself empirically are neither properly theorized nor well understood. Theoretical arguments on party unity are hardly specific enough to derive precise expectations about the distinct effect of different manifestations of party unity. This theoretical coarseness, the utilization of different measurement approaches, and the lack of causal evidence in general contribute to inconsistent results regarding the effect of party unity on vote choice in published research (Close and Gherghina, 2019).

Against this background, this research note seeks to improve upon the current state of the literature in three important ways. First, we provide experimental evidence for the effect of party unity on the vote. Second, we compare the effect size of party unity to other important determinants such as the ideological distance between voters and parties. Third, we investigate to what extent conclusions drawn about the consequences of intra-party dissent depend on its operationalization.

Different arguments have been presented in the literature to explain how intra-party conflict depresses a party's vote share (e.g., Greene and Haber, 2015; Jung and Somer-Topcu, 2020; Lehrer and Lin, 2020). Empirically, however, only observational studies exist that fail to provide causal evidence for the link between party unity and vote choice. We not only causally investigate the

electoral consequences of intra-party conflict but also three of its manifestations that empirical research often employs as general measures of party unity: legislative voting behavior, internal critique of the party leadership, and the behavior of delegates at party congresses.<sup>1</sup>

We implement a conjoint experiment in a probability-based survey of the German population. The experimental design not only permits the derivation of causal statements. It also allows us to compare the effect sizes of different forms of party unity to one another as well as to the effect of ideological distance. The results reveal that internal disagreement curtails a party's electoral fortunes. We also find that the electoral consequences of intra-party conflict differ depending on the way the dissent is displayed. While critique from actors within the party has a negligible impact, incohesive voting behavior in parliament and especially publicly displayed conflict at party congresses decrease voters' likelihood to vote for a party. Finally, party unity is a relevant factor in the calculus of voting that can compensate for some degree of ideological distance.

The intra-party unity dimensions included in the experiment mimic operationalizations that are often used in observational research: Researchers often turn to legislative voting behavior to operationalize intra-party unity. Even though party discipline is usually strong in parliamentary systems, so that parliamentary voting cannot be equated with the sincere expressions of individual preferences (e.g., Carey, 2007), diverging voting patterns or more subtle signals such as abstentions are observable indicators divisions within parties (Ceron, 2015a).

Another distinct manifestation of intra-party dissent is openly voiced critique of the party leadership. In principle, different actors – including rank-and-file members, faction leaders, or former party leaders – may openly voice criticism at any time. The availability of social media facilitates the expressions of criticism toward the own party leadership or the parties' policies without media gatekeeping. Current or former party elites may also utilize traditional forms of public communication such as interviews or press releases to publicly state criticism. Both classical communication strategies and social media statements are used in empirical studies of party unity (Ceron, 2017; Sältzer, 2020; Somer-Topcu *et al.*, 2020).

Finally, party congresses provide an excellent channel to investigate a party's internal cohesiveness. Speeches at party congresses provide a relatively ungated stage for party members to express their concerns with the party leadership and the party's policy platform. Given that national party congresses are among the most important intra-party activities and regularly receive extensive media coverage, the electorate is exposed to information on the proceedings of national party congresses (e.g., Ceron, 2015a; Greene and Haber, 2016; Ceron and Greene, 2019).

## 1. Data and research strategy

To causally identify links between (different manifestations of) party unity and vote choice, and to relate their sizes to one another as well as to other determinants of the vote, we conduct a choice-based conjoint experiment (Hainmueller *et al.*, 2014; Ben-Akiva *et al.*, 2019). This design allows us to simultaneously estimate the causal effects of different dimensions of party unity on vote choice. Furthermore, since effect sizes are expressed on a common scale, we can directly compare the influence of different aspects of party unity to one another and to other relevant factors such as ideological distance or different candidate characteristics. The survey experiment was embedded in the November 2019 wave (Blom *et al.*, 2020) of the German Internet Panel (GIP), which is based on a probability-based sample of the German population (Blom *et al.*, 2015). The combination of high-quality survey data and a conjoint experiment enables us to draw conclusions about real-world voter behavior (Hainmueller *et al.*, 2015).

In our experiment, respondents receive randomly varied information about various characteristics of two fictional parties competing against each other in a hypothetical electoral contest. To

<sup>1</sup>In accordance with previous research, we are agnostic whether intra-party conflict stems from policy differences, personal disputes, or both.

ease the cognitive burden for respondents, we present the information on the two parties in a table. Respondents are asked to choose one of the parties without an explicit “none”-option (forced-choice design). Yet, they are able to skip the question after an error message asks them to state their choice.<sup>2</sup> Each respondent consecutively evaluates ten party pairs which is in line with corresponding recommendations for data quality (e.g., Bansak *et al.*, 2018).<sup>3</sup>

While we provide information on several features of the hypothetical parties, our primary interest lies in the causal effect of party unity and its manifestations that appear in empirical research. Consequently, we specify three party unity attributes and randomly vary their levels. Table 1 shows all attributes and their respective levels. Specifically, the study separates the following dimensions (with attribute levels in brackets): First, critique toward the party leadership (none, rank-and-file members, former party leader, party faction). This mimics operationalizations that are used in research on party factions, for instance by using social media data (e.g., Ceron, 2012; Sältzer, 2020). Second, parliamentary voting (united, divided). This kind of approach resembles approaches in legislative studies (e.g., Sieberer, 2006; Ceron, 2015a). Third, behavior at party congress (united, neither united nor divided, divided) which stems from the literature on party congresses (e.g., Greene and Haber, 2016; Ceron and Greene, 2019).

We also randomly vary several additional party features. Foremost, we acknowledge the predominant role of ideological distance for voting (e.g., Franchino and Zucchini, 2015) and assign each fictional party one of five ideological positions (left, center-left, center, center-right, right). Since Lehrer and Lin (2020) report that vote choice is not only affected by party unity on its own, but also jointly with a party’s policy ambiguity, we include clarity of reform proposals (high, low). To test for incumbency effects that may be particularly relevant in our experiment in which partisanship is muted (Lim and Jr, 2015), we manipulate a party’s current role (junior coalition party, prime minister’s party, opposition party). We also consider the party’s top candidate characteristics by varying gender (female, male), age (38, 56, 74 years), and professional experience (activist, employee, retired employee, lawyer, politician, entrepreneur). Finally, to avoid generating unrealistic profiles, we restrict specific combinations of candidate profiles. This refers to scenarios where a 74 years old top candidate still works as an employee, or where a 38 or 56 years old candidate is already retired.<sup>4</sup>

The research design mimics German elections. Similar to *Bundestag* elections, respondents choose between parties using information on parties’ policy stances, incumbency status, and their *Spitzenkandidaten* (Debus *et al.*, 2014). To facilitate the identification of causal effects, however, the experiment also mutes effects of partisanship, limits choices to two parties and presents information to voters in a way that media usually do not use. Germany serves as an interesting starting point to study party unity since its parties are known to be home to party factions. At the same time, these factions do not dominate party politics as they do elsewhere (Sieberer, 2006; Ceron, 2015b). Interestingly, the experiment happened to be conducted when Germany’s Social Democrats, at the time a junior coalition partner, chose a new party leadership by membership vote. Hence, Germans may have been more sensitive to intra-party division at the time. These aspects somewhat limit the experiment’s external validity which we further discuss in the conclusion.

To discern the effect of each attribute, we estimate a conditional logistic regression model (McFadden, 1974) and compute average marginal component effects (AMCE) as well as predicted vote probabilities.<sup>5</sup> The levels of each attribute are represented by indicator variables. A

<sup>2</sup>We present all survey items’ full wording in online Appendix 1.

<sup>3</sup>In online Appendix 4, we present evidence from a quality check that suggests that respondents understand and participate in the experiment as expected.

<sup>4</sup>Further, in order to avoid a potential bias due to the sequence in which the attributes are displayed, we randomize their order for each respondent (e.g., Hainmueller *et al.*, 2014). We hold the order constant within respondents and across tasks.

<sup>5</sup>In online Appendix 3, we demonstrate that results are virtually identical when using the linear implementation as in Hainmueller *et al.* (2014).

**Table 1.** Attributes and attribute levels

<i>Dimension and attribute</i>	<i>Levels</i>
<i>Ideology</i>	
Ideological distance	0, 1, 2, 3, 4
<i>Unity</i>	
Critique of party leadership	None, rank-and-file members, former party leader, party factions
Parliamentary voting behavior	United, divided
Behavior at party congress	United, neither united nor divided, divided
<i>Ambiguity</i>	
Reform clarity	High, low
<i>Party</i>	
Party role	Junior coalition partner, PM party, opposition party
<i>Candidate</i>	
Gender	Female, male
Age	38, 56, 74 years
Occupation	Employee, employee (retired), entrepreneur, lawyer, politician, activist

party's behavior at the party congress, for instance, is modeled as two indicator variables, one for "neither united nor divided" and one for "divided", while "united" serves as the reference category. Even though the experiment randomizes party ideology, we expect that ideological distance to the respondent's ideal position and not ideology per se matters. To translate party ideology into ideological distance, we rely on respondents' self-placements on an ideological left-right scale, which was collected two months prior to the experiment in GIP Wave 43 (Blom *et al.*, 2021). We use these self-placements to compute the ideological distance between every respondent and the hypothetical party.<sup>6</sup>

Upon list-wise deletion, the sample size totals 3687 respondents. Because respondents perform multiple choice tasks, our analysis includes 26,761 choices and standard errors are clustered by respondents to account for this.

## 2. Results

### 2.1. The effect of party (dis)unity on the vote

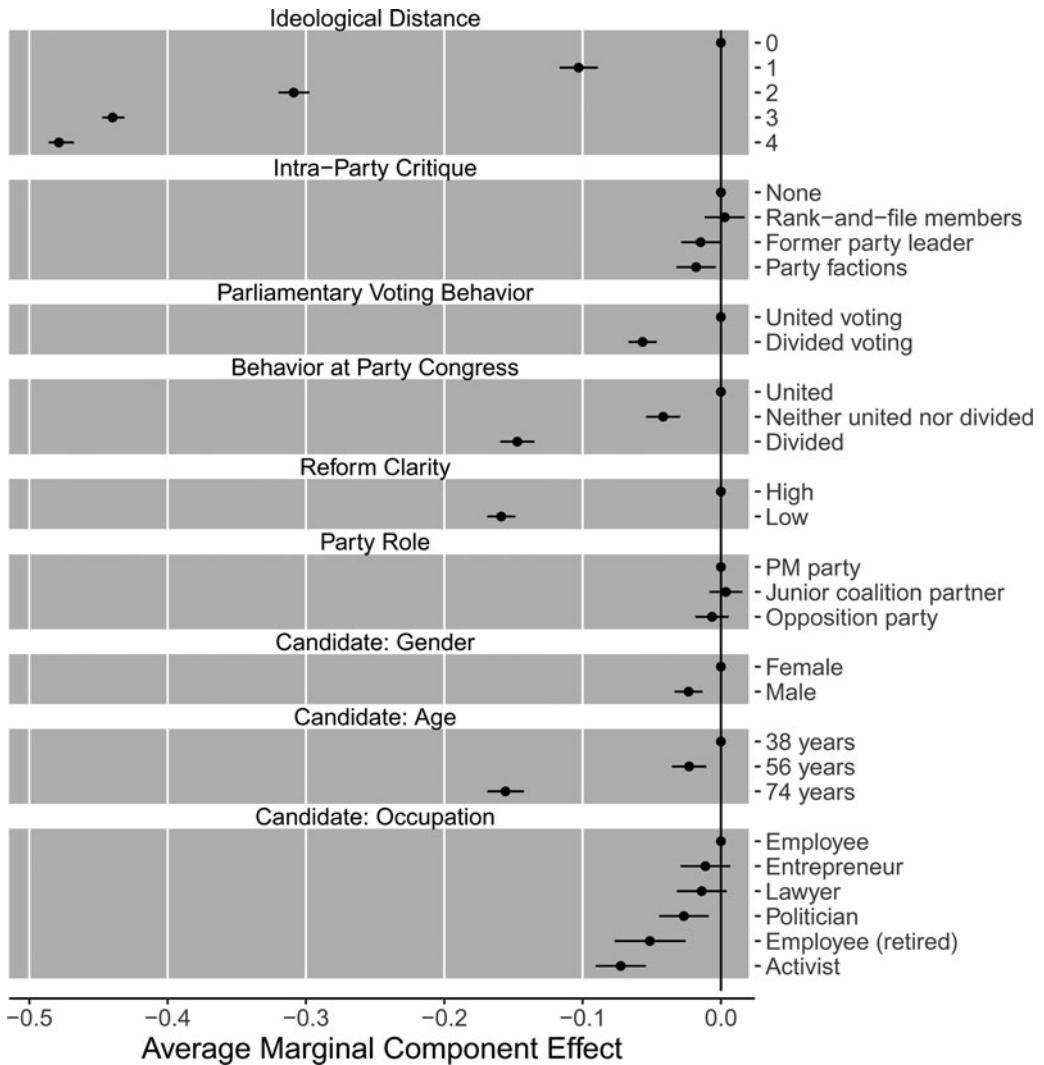
Figure 1 shows the attributes' AMCEs.<sup>7</sup> These can be interpreted as the expected change in the probability to choose a given party when an attribute value is compared to the reference category (Hainmueller *et al.*, 2014). In Figure 1, the reference levels are indicated by the black dots at zero.

Unsurprisingly, by far the strongest predictor of vote choice is ideological distance. A party that has an ideological distance of one unit to the respondent, e.g., a center-right party's distance to a centrist respondent, is on average 10.3 percentage points less likely to be chosen than a party with a zero distance (the 95% confidence interval covers [8.9; 11.7]). When the ideological distance equals two units, e.g., a right party and a centrist voter, its effect already exceeds any other attribute's effect. This result confirms the predominant role of ideological distance for voting.

Regarding the possibility of direct effects of different manifestations of party unity, Figure 1 reveals the existence of heterogeneous causal effects across different dimensions of party unity. Overall, internal critique from party actors has almost no effect on the probability that a respondent chooses the party. In comparison to no internal critique, there is a small negative effect when critique is voiced by internal party factions (−1.8 percentage points [−0.4; −3.2]) or former party leaders (−1.5 percentage points [−0.7; −2.9]). The estimates, however, also suggest that

<sup>6</sup>Self-placements were measured on an 11-point scale. We map them to the five categories of the experimental design as follows: Self-placements in categories 1 and 2 are considered equivalent to a left party's ideology, 3 and 4 equivalent to the center-left, 5, 6, and 7 equivalent to the center, 8 and 9 equivalent to the center-right, and 10 and 11 equivalent to the right.

<sup>7</sup>The full regression table is available in online Appendix 2.



**Figure 1.** Average marginal effects of different attributes. Estimates are based on a conditional logistic regression model with clustered standard errors; bars represent 95% confidence intervals. The points without horizontal bars represent the reference categories.

there is no difference between the complete absence of critical comments and critique from rank-and-file members.<sup>8</sup>

In contrast, we find that incohesive voting behavior of a party’s parliamentary group harms the party electorally. All else equal, a party failing to ensure united voting patterns by its parliamentary group is on average 5.7 percentage points [4.6; 6.7] less likely to be chosen by voters.

Finally, our experiment identifies a party’s behavior at its congress as the most decisive dimension of party unity with respect to vote choice. A party that successfully manages to convey a cohesive image at its congress to voters is able to obtain an electoral advantage whereas parties

<sup>8</sup>In online Appendix 5, we present evidence that our conclusions are not biased because the Critique on the party leadership dimension may be harder to understand than other party unity dimensions.

that engage in internal fights will be punished. Open disagreements at party congresses harm parties with a loss in vote probability of 14.7 percentage points [13.5; 15.9].

Overall, we find clear support for the expectation that intra-party unity boosts a party's electoral performance. The evidence is particularly strong when party unity becomes visible in party congress behavior and to a lesser degree in parliamentary voting.

Besides these main effects of interest, the experiment further reveals the effects of several additional features. With respect to the top candidate, for example, we corroborate previous findings that voters prefer younger and female candidates with a primary occupation as employees (e.g., Carnes and Lupu, 2016). Moreover, our experiment clearly supports observational evidence suggesting that voters punish parties for low reform clarity, i.e. vague policy proposals (Lehrer and Lin, 2020).

## 2.2. How important is party unity for electoral competition?

To compare the effect sizes of the different party unity manifestations to ideological distances and to determine when party unity is pivotal for vote choice, we use the estimates from our conditional logistic regression model to simulate hypothetical electoral contests. Consider a voter who is faced with a choice between two hypothetical parties, Party 1 and Party 2. Both of these parties are identical, except that Party 1 is ideologically somewhat closer to the voter than Party 2. The parties' full characteristics are given at the top of Figure 2. Following the reasoning of spatial voting, the model predicts a probability of 60.3% [60.1; 60.7] that the hypothetical voter chooses Party 1 which is ideologically closer (see the top plot in Figure 2).

Now imagine that Party 1 competes with Party 3 which manages to present itself as united at its party congress but is otherwise identical to Party 2. In particular, it also positions a unit away from the voter, is divided in parliamentary voting, and its factions voice critique toward the leadership. If only ideological distance mattered to the voter, we would expect Party 1 to prevail because ideological distances did not change. However, because party unity matters, Party 3 is more likely to be chosen. In fact, Party 1 is now chosen by the hypothetical voter with only 45.3% [45.3; 45.5] probability, which means that we expect the voter to choose Party 3 over Party 1 (center plot in Figure 2).

A similar pattern emerges when Party 1 instead competes with Party 4. This party produces no internal critique, exhibits unified parliamentary voting and neither a divided nor a united behavior at its party congress. Otherwise it is like Party 2. As the bottom plot in Figure 2 shows, in an electoral contest between these parties, Party 1 is roughly as unlikely to be chosen as in its competition against Party 3 (42% [41.8; 42.6]).

These examples present causal evidence that party unity can compensate for greater ideological distance which may, for example, be the ideological difference between center-left and center. They also reveal that while party unity with respect to parliamentary voting and critique of the party leadership may exert rather small effects on voting probabilities, their joint effect is similar in strength to a change in party congress behavior from neither united nor divided to fully united.

## 3. Additional results: simulate your own electoral competition

Overall, our experimental design gives rise to 21,600 distinct party profiles and 466, 560, 000 possible party pairings. To facilitate the analysis of interesting hypothetical electoral competitions despite the large number of potential pairings, we provide a free simulation tool that allows researchers to vary all dimensions, and investigate how the predicted election outcome changes when amending one or several distinct attributes. The simulation tool is available online at <https://party-unity-conjoint.shinyapps.io/simulation/> and requires no technical or statistical knowledge. Effectively, it operates along the lines demonstrated above: Users specify hypothetical parties with specific attribute configurations, and the tool simulates an electoral contest between them by using the results from the regression analysis.

	Party 1	Party 2	Party 3	Party 4
<b>Ideological Distance</b>	0	1	1	1
<b>Critique of Party Leadership</b>	Party factions	Party factions	Party factions	None
<b>Parliamentary Voting</b>	Divided	Divided	Divided	United
<b>Behavior at Party Congress</b>	Divided	Divided	United	Neither united nor divided
<b>Clarity of Reform Proposals</b>	High	High	High	High
<b>Party Role</b>	PM party	PM party	PM party	PM party
<b>Candidate's gender</b>	Female	Female	Female	Female
<b>Candidate's age</b>	38 years	38 years	38 years	38 years
<b>Candidate's occupation</b>	Employee	Employee	Employee	Employee

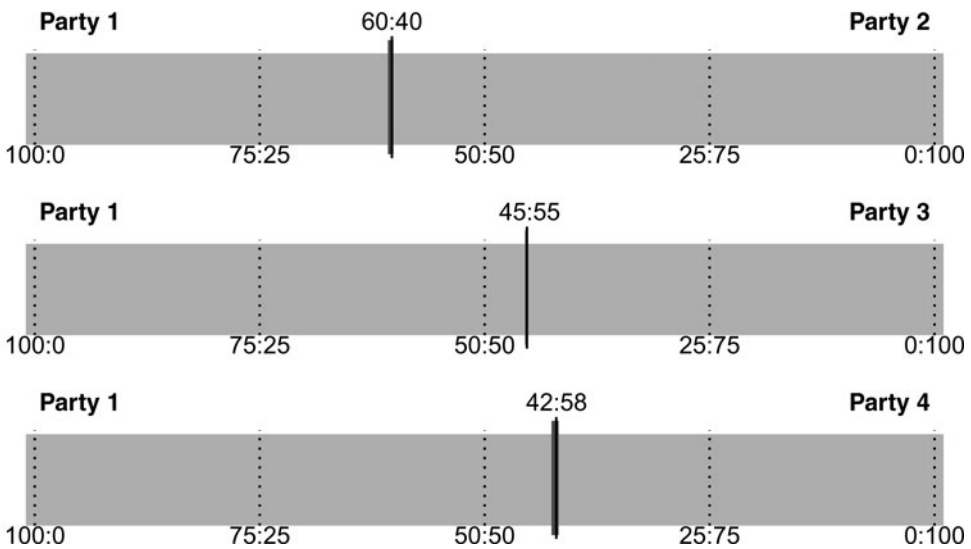


Figure 2. Hypothetical competition scenarios.

Suppose we are interested in learning whether perfect party unity can compensate for more than a unit of distance on the five-point scale of policy distance. To do so, we would specify two parties that only differ in their party unity and their ideological distance to the voter. One party is ideologically congruent with the voter, yet, fully divided (internal critique from party factions, divided in parliamentary voting and at the party congress), while the other party is perfectly united (no internal critique, united in parliamentary voting and at the party congress), yet, positions two units away from the voter. We present the corresponding results in online Appendix 6. In particular, we show that even the highest levels of party unity cannot compensate for more than a single unit on a five-point scale of policy distance.

Similarly, we find that in the most extreme scenario, an all united party (no internal critique, united in parliamentary voting and at the party congress) is roughly 2.5 times as likely to be chosen than an all divided party (internal critique from party factions, divided in parliamentary voting and at the party congress).<sup>9</sup>

<sup>9</sup>The other candidate and party characteristics are specified as follows: The candidate is female, 38 years old, and an employee. The party is a junior coalition partner, its reform proposals have high clarity, and it is ideologically congruent to the voter.

We strongly encourage researchers to think of novel attributes combinations that are meaningful to their research questions, and to use the simulation tool to gain relevant insights.

#### 4. Conclusion

Using a conjoint experiment, this note establishes a causal relationship between party unity and vote choice. Internal dissent decreases a party's electoral performance. It also reveals that party unity can compensate for ideological distance, however, this effect is limited as spatial considerations clearly dominate vote choice. Finally, we find that the electoral consequences of intra-party conflict differ across distinct dimensions of party unity. While publicly stated critique from party actors has a negligible impact, incohesive voting behavior in parliament and especially publicly displayed conflict at party congresses decrease voters' likelihood to vote for a party.

The experimental evidence presented here has important implications for political representation in democracies. We find that parties face strong electoral incentives to act in unison and appear united (Greene and Haber, 2015). Viewed from a normative perspective, this points to a trade-off parties need to manage: Parties are supposed to be deliberative institutions in which critical voices are raised and leaders are held accountable (Wolkenstein, 2016). At the same time, our findings suggest that parties have strong electoral incentives to not appear divided in public. Future research will need to study whether and how parties address this challenge.

Further, the results show that the effect of party unity depends on how it is operationalized. This has direct implications for the empirical study of party unity because it has, up until now, often singled out a party unity dimension to measure it (Close and Gherghina, 2019). Our findings suggest that results may not be robust to the choice of the measurement approach. This also highlights the necessity to improve the theoretical foundation to allow for the derivation of fine-grained expectations regarding the more subtle effects of party unity.

While our experimental design allows us to uncover the causal effect of party unity on vote choice, it abstracts from several important aspects which future research should scrutinize: First, while the experiment establishes a causal relationship, it is not able to reveal the causal mechanisms underlying the link between party unity and vote choice. Second, by prompting respondents with specific levels of party unity as part of the conjoint design, we are unable to uncover any effect perceptions of party unity may have (Plescia et al., 2020). Third, we conducted the experiment within a panel survey in Germany at a time of potentially heightened sensitivity toward party unity. Hence, future research should not only confirm our findings in other electoral contexts but also with respondents who do not regularly answer surveys on political items. Finally, the experiment abstracts from actual German elections in multiple ways, including a choice between two parties, the omission of party labels, and a presentation of information on parties that do not match the actual ballot. We suspect that these aspects limit the experiment's external validity, yet, we do not fully know to what extent. Therefore, we call on scholars to further investigate the relationship between party unity and vote choice to develop a more sophisticated understanding of this important nexus.

**Supplementary material.** The supplementary material for this article can be found at <https://doi.org/10.1017/psrm.2022.45>. To obtain replication material for this article, please visit <https://doi.org/10.7910/DVN/V294KT>

#### References

- Bansak K, Hainmueller J, Hopkins DJ and Yamamoto T (2018) The number of choice tasks and survey satisficing in conjoint experiments. *Political Analysis* 26, 112–119.
- Ben-Akiva M, McFadden D and Train K (2019) Foundations of stated preference elicitation: consumer behavior and choice-based conjoint analysis. *Foundations and Trends in Econometrics* 10, 1–144.
- Blom AG, Fikel M, Friedel S, Karem Höhne J, Krieger U, Rettig T and Wenz A (2020) SFB 884 'Political economy of reforms', Universität Mannheim, German Internet Panel, Welle 44 (November 2019).



- Blom AG, Fikel M, Friedel S, Höhne JK, Krieger U, Rettig T and Wenz A** (2020) SFB 884 'Political economy of reforms', Universität Mannheim, German Internet Panel, Welle 43—Core Study (September 2019).
- Blom AG, Gathmann C and Krieger U** (2015) Setting up an online panel representative of the general population. *Field Methods* **27**, 391–408.
- Carey JM** (2007) Competing principals, political institutions, and party unity in legislative voting. *American Journal of Political Science* **51**, 92–107.
- Carnes N and Lupu N** (2016) Do voters dislike working-class candidates? Voter biases and the descriptive underrepresentation of the working class. *The American Political Science Review* **110**, 832.
- Ceron A** (2012) Bounded oligarchy: how and when factions constrain leaders in party position-taking. *Electoral Studies* **31**, 689–701.
- Ceron A** (2015a) Brave rebels stay home. *Party Politics* **21**, 246–258.
- Ceron A** (2015b) The politics of fission: an analysis of faction breakaways among Italian parties (1946–2011). *British Journal of Political Science* **45**, 121–139.
- Ceron A** (2017) Intra-party politics in 140 characters. *Party Politics* **23**, 7–17.
- Ceron A and Greene Z** (2019) Verba volant, scripta manent? Intra-party politics, party conferences, and issue salience in France. *Party Politics* **25**, 701–711.
- Close C and Gherghina S** (2019) Rethinking intra-party cohesion: towards a conceptual and analytical framework. *Party Politics* **25**, 652–663.
- Debus M, Stegmaier M and Tosun J** (2014) Economic voting under coalition governments: evidence from Germany. *Political Science Research and Methods* **2**, 49–67.
- Franchino F and Zucchini F** (2015) Voting in a multi-dimensional space: a conjoint analysis employing valence and ideology attributes of candidates. *Political Science Research and Methods* **3**, 221.
- Greene Z and Haber M** (2015) The consequences of appearing divided: an analysis of party evaluations and vote choice. *Electoral Studies* **37**, 15–27.
- Greene Z and Haber M** (2016) Leadership competition and disagreement at party national congresses. *British Journal of Political Science* **46**, 611–632.
- Hainmueller J, Hangartner D and Yamamoto T** (2015) Validating vignette and conjoint survey experiments against real-world behavior. *Proceedings of the National Academy of Sciences* **112**, 2395–2400.
- Hainmueller J, Hopkins DJ and Yamamoto T** (2014) Causal inference in conjoint analysis: understanding multidimensional choices via stated preference experiments. *Political Analysis* **22**, 1–30.
- Jung J-H and Somer-Topcu Z** (2020) United we stand, divided we fall? The effects of parties' Brexit rhetoric on voters' perceptions of party positions. *Journal of Elections, Public Opinion and Parties* **32**, 1–19.
- Lehrer R and Lin N** (2020) Everything to everyone? Not when you are internally divided. *Party Politics* **26**, 783–794.
- Lim CSH and Snyder Jr JM** (2015) Is more information always better? Party cues and candidate quality in US judicial elections. *Journal of public Economics* **128**, 107–123.
- McFadden D** (1974) *Conditional logit analysis of qualitative choice behavior*. Vol. Frontiers in econometrics. New York: Academic Press.
- Plescia C, Kritzinger S and Eberl J-M** (2020) 'The enemy within': campaign attention and motivated reasoning in voter perceptions of intra-party conflict. *Party Politics* **27**, 917–927.
- Sältzer M** (2020) Finding the bird's wings: dimensions of factional conflict on Twitter. *Party Politics* **28**, 61–70.
- Sieberer U** (2006) Party unity in parliamentary democracies: a comparative analysis. *The Journal of Legislative Studies* **12**, 150–178.
- Somer-Topcu Z, Tavits M and Baumann M** (2020) Does party rhetoric affect voter perceptions of party positions?. *Electoral Studies* **65**, 102153.
- Wolkenstein F** (2016) A deliberative model of intra-party democracy. *Journal of Political Philosophy* **24**, 297–320.