

# Acoustic competition within a tropical bird community: the case of the Resplendent Quetzal *Pharomachrus mocinno* in Guatemala

## Research Article

**Cite this article:** Bolaños-Sittler P, Aubin T, Padilla A, and Sueur J (2021) Acoustic competition within a tropical bird community: the case of the Resplendent Quetzal *Pharomachrus mocinno* in Guatemala. *Journal of Tropical Ecology* **37**, 291–301. <https://doi.org/10.1017/S0266467421000420>

Received: 2 November 2020

Revised: 7 July 2021


Accepted: 28 August 2021

### Keywords:

bioacoustics; community; competition; ecoacoustics; ecological resource; passive acoustic monitoring; *Pharomachrus mocinno*; Resplendent Quetzal

### Author for correspondence:

Pablo Bolaños-Sittler,  
Email: [pablo.bolanos@edu.mnhn.fr](mailto:pablo.bolanos@edu.mnhn.fr)

Pablo Bolaños-Sittler<sup>1,2</sup> , Thierry Aubin<sup>2</sup>, Andrea Padilla<sup>3</sup> and Jérôme Sueur<sup>1</sup>

<sup>1</sup>Institut de Systématique, Évolution, Biodiversité (ISYEB), Muséum national d'Histoire naturelle, CNRS, Sorbonne Université, EPHE, 57 rue Cuvier, CP 50, F-75005, Paris, France; <sup>2</sup>Equipe Communications Acoustiques, Neuro-PSI, UMR 9197 CNRS-Université Paris-Saclay, 91405 Orsay, Paris, France and <sup>3</sup>Facultad de Ciencias y Humanidades, Universidad del Valle de Guatemala, Guatemala

### ABSTRACT

The structure of ecological communities is thought to be mainly driven by competition processes between species. One special case of resource shaping community dynamics is the acoustic space. However, the acoustic communities have been rarely described for tropical birds. Here, we aimed at estimating acoustic competition between the iconic species *Pharomachrus mocinno* and the other bird species occupying the same habitat. An acoustic survey was conducted in a cloud forest in Guatemala for 17 days in six simultaneous recording sites. All species occurring in the same frequency bandwidth were identified, and the acoustic overlapping between *P. mocinno* and these species was estimated. Eighteen species were identified as acoustic competitors. Ecological traits and phylogenetic distance were defined for all species. The rate of acoustic competition between *P. mocinno* and other species was related to different ecological traits and competition for resources. The acoustic overlap was high with species competing for similar food resources and phylogenetically close species and low with predator species and phylogenetically distant species. These unique observations provide new behavioural and ecological information that might be useful for the knowledge of this species and the cloud forest.

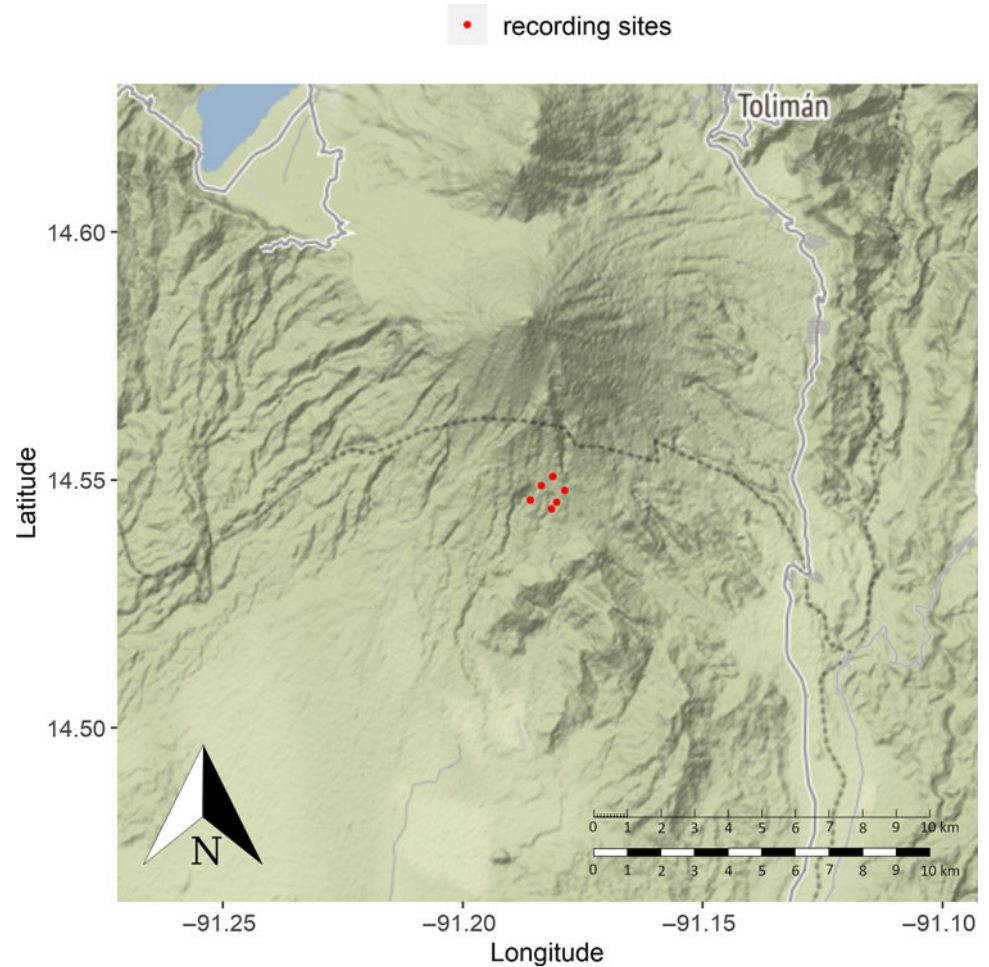
### Introduction

Competition is considered as one of the main drivers of ecological communities leading to niche differentiation (Adler, Harpole, Mutshinda, O'Hara, & Woiwod 2009; HilleRisLambers, Levine, & Mayfield 2012; Morin 2011). The acoustic competition represents a particular case of competition that might occur between species vocalizing at the same place and at the same time, constituting acoustic communities (Farina & James 2016; Gasc et al. 2013). Each species within the acoustic community would compete for the acoustic space and would occupy an acoustic niche (Krause 1993). Acoustic niches could lead to acoustic partitioning as has been observed at community level (Aide et al. 2017) and species level, mainly in anurans and insects more rarely in birds (Malavasi & Farina 2013; Popp, Ficken & Reinartz 1985) particularly in the tropics (Brumm 2006; Ficken & Hailma 1974; Luther 2009; Planqué & Slabbekoorn 2008).

The Resplendent Quetzal, *Pharomachrus mocinno* (De la Llave 1832), is one of the most famous species in the cloud forest of Central America (LaBastille & Allen 1969). The species is considered endangered in Guatemala (CONAP 2009) and near threatened according to the red list of endangered species of the International Union for Conservation of Nature (IUCN) (Birdlife International 2016). *Pharomachrus mocinno* occupies a central place in the Guatemalan culture, being a flagship for conservation of the cloud forest and therefore for the species inhabiting it. In addition, as a seed disperser for at least 32 plant species, it is a keystone species playing a main role in forest regeneration (Avila, Hernández & Verlarde 1996). *Pharomachrus mocinno* belongs to a bird assemblage cohabitating with species potentially sharing the same ecological resources and predators (Santana & Milligan 1984). This non-oscine bird produces four types of sounds associated with the following behaviours: territory defence, courtship, alarm and contact between individuals (supplementary Figure 1) (Bolaños-Sittler, Sueur, Fuchs & Aubin 2019), with median frequencies between 950 and 1550 Hz (Bolaños-Sittler 2019). These sounds can be produced at the same time as those of other local species so that *P. mocinno* belongs to a specific acoustic community where signals have the potential to overlap between them, in particular for the species occupying the same frequency band.

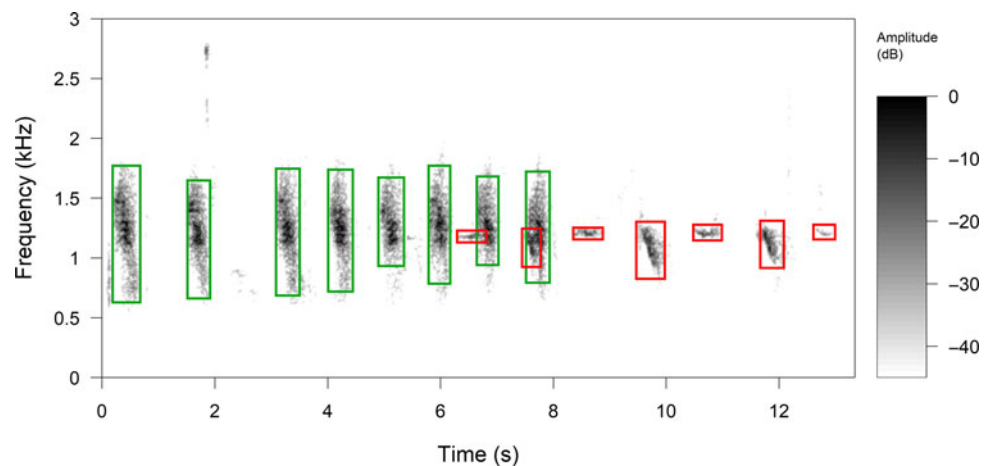
Here, we aimed at estimating the possible acoustic competition between *P. mocinno* with other bird species belonging to the same community within the cloud forest. More specifically, we estimated the time and frequency overlaps between *P. mocinno* vocalizations with the vocalizations of other species during the breeding season. To achieve this, we deployed an acoustic survey over 17 consecutive days at different sites of a cloud forest using autonomous recorders. Species sharing

© The Author(s), 2021. Published by Cambridge University Press. This is an Open Access article, distributed under the terms of the Creative Commons Attribution licence (<http://creativecommons.org/licenses/by/4.0/>), which permits unrestricted re-use, distribution and reproduction, provided the original article is properly cited.



**Figure 1.** Recording sites in Los Andes reserve, on the south slope of the volcano Atitlán, Guatemala.

**Figure 2.** Manual selections of vocalizations were made using the spectrogram display of Raven Pro 1.5 software (time precision = 0.0232 s, frequency precision = 21.5 Hz, dynamic range = 96 dB). All the vocalizations found within 300 s before, during or after a vocalization of *P. mocinno* were manually selected. Selections were made taking the duration (s) and the highest and lowest frequencies (kHz), between 0.5 and 2.5 kHz, resulting in rectangles with x and y coordinates (respectively time and frequency). Vocalizations with red rectangles are territorial produced by *P. mocinno* and vocalizations with green rectangles by *Aulacorhynchus prasinus*. In this example, the first vocalization of *P. mocinno* overlaps 30% with *A. prasinus*, the second overlaps 80% and the rest does not overlap. The potential overlap of *P. mocinno* vocalizations with *A. prasinus* is 100%, and the observed overlap is an average of all the overlapping areas.



the frequency bandwidth with *P. mocinno* were identified, and the potential and the observed acoustic overlap between vocalizations of *P. mocinno* with those of other species were estimated. To know which species in the community compete the most with *P. mocinno*, it was necessary to take into consideration other ecological and biological characteristics of the species. This was conducted with a multivariate analysis considering not only the acoustic overlap but also the phylogenetic distance and several competition traits.

## Materials and methods

### Study site and data collection

Field work was conducted at 'Los Andes', Suchitepéquez, Guatemala (14°54' N – 91°18' W, 1661 m.a.s.l.) (Figure 1). 'Los Andes' is a private reserve, including 607 ha on the southern slope of the Atitlán volcano at an elevation of 840–1830 m.a.s.l. The site is covered by cloud forest on the highest part of the reserve (364 ha)

**Table 1.** Competition for resources and phylogenetic distance between *P. mocinno* and the other species included in the analysis. Resource use comparison between *P. mocinno* and the other species was encoded as 1 = same use, 0 = different use. Possible predation of *P. mocinno* was encoded as 1 = known to occur, 0 = not predator or not known to occur. Breeding overlap was encoded between 0 and 1 as a rate of overlapping months with the breeding period of *P. mocinno* (i.e. 1 = full overlap for the 4 months of the breeding period). Phylogenetic distance was included as the estimated median time in millions of years of the most recent common ancestor (MRCA) ([www.timetree.org](http://www.timetree.org)). Obs-pot overlap: refers to the difference between the observed and the potential overlap respectively for the territorial, courtship and alarm vocalizations of *P. mocinno*

Species	Same food	Same nest	Singing time	Predation	Breeding period	Phylogenetic distance	Obs-pot overlap territorial	Obs-pot overlap courtship	Obs-pot overlap alarm
<i>A. gularis</i>	0	0	1	0	0.75	73	-0.26	-0.31	-0.32
<i>A. prasinus</i>	1	1	0	1	1	69	-0.76	0.17	-0.22
<i>C. ustulatus</i>	1	0	1	0	0.75	81	0.07	0.01	0.48
<i>C. occipitalis</i>	0	0	0	0	0.5	81	0.00	0.01	-0.65
<i>C. melanocyaneus</i>	1	0	0	0	0.5	81	0.00	0.00	0.14
<i>G. brasilianum</i>	0	1	1	0	1	78	-0.10	-0.57	-0.19
<i>H. leucophrys</i>	0	0	0	0	1	81	0.00	0.00	-0.15
<i>H. cachinnans</i>	0	0	1	1	0.5	80	-0.27	-0.02	-0.34
<i>M. ruficollis</i>	0	0	0	1	1	80	-0.89	-0.84	-0.73
<i>M. occidentalis</i>	1	0	0	0	1	81	0.00	0.00	0.46
<i>O. guttatus</i>	0	0	1	0	0.5	91.6	-0.94	-0.28	-0.43
<i>P. purpurascens</i>	1	0	1	0	1	91.6	-0.94	-0.03	-0.49
<i>P. nigra</i>	1	0	1	0	0.75	91.6	0.01	0.02	0.04
<i>T. collaris</i>	1	1	0	0	0.5	29	0.00	0.00	-0.42
<i>T. mexicanus</i>	1	1	0	0	0.5	29	0.15	0.05	-0.20
<i>X. erythropygius</i>	1	0	1	0	0.5	81	0.01	0.04	-0.48

**Table 2.** Bird species identified in the recordings

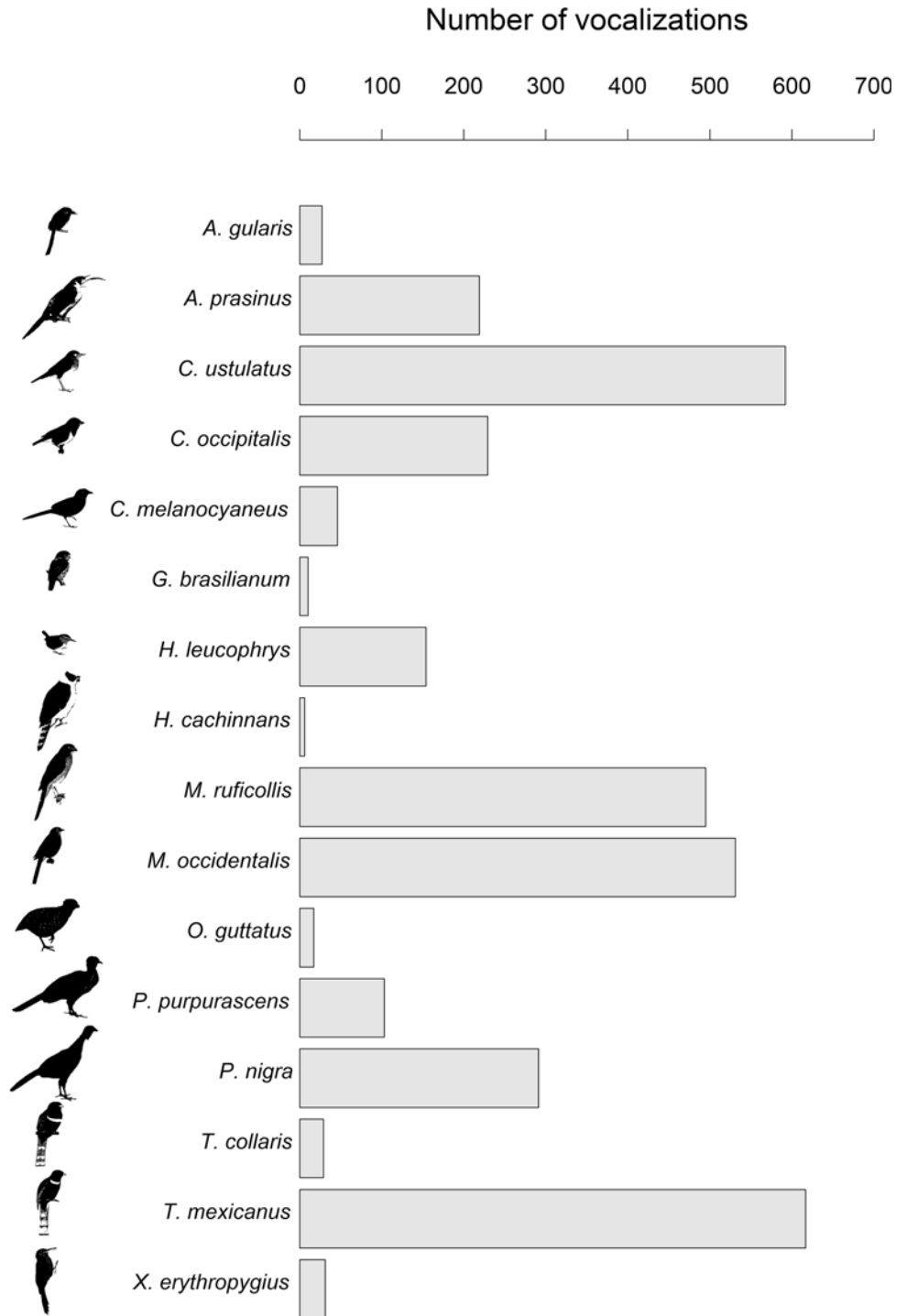
Species	Family
<i>Aspatha gularis</i> (Lafresnaye, 1840)	Momotidae
<i>Aulacorhynchus prasinus</i> (Gould, 1833)	Ramphastidae
<i>Catharus ustulatus</i> (Nuttall, 1840)	Turdidae
<i>Chlorophonia occipitalis</i> (Du Bus, 1847)	Fringillidae
<i>Cyanocorax melanocyaneus</i> (Hartlaub, 1844)	Corvidae
<i>Glaucidium brasilianum</i> (Gmelin, 1788)	Strigidae
<i>Henicorhina leucophrys</i> (von Tschudi, 1844)	Troglodytidae
<i>Herpetotheres cachinnans</i> (Linnaeus, 1758)	Falconidae
<i>Micrastur ruficollis</i> (Vieillot, 1817)	Falconidae
<i>Myadestes occidentalis</i> (Stejneger, 1882)	Turdidae
<i>Odontophorus guttatus</i> (Gould, 1838)	Odontophoridae
<i>Penelope purpurascens</i> (Wagler, 1830)	Cracidae
<i>Penelopina nigra</i> (Fraser, 1850)	Cracidae
<i>Trogon collaris</i> (Vieillot, 1817)	Trogonidae
<i>Trogon mexicanus</i> (Swainson, 1827)	Trogonidae
<i>Xiphorhynchus erythropygius</i> (Sclater, 1859)	Furnariidae

and crops of coffee, tea and rubber on the lowest part (243 ha). The reserve facilitates birdwatching and ecotourism activities, the observation of *P. mocinno* in its habitat being one of the main attractions for visitors.

The acoustic community *P. mocinno* belongs to was recorded passively at six sites using Wildlife Acoustics® SM2 automated recorders. The recorders were separated from each other by an average distance of 450 m so that their area of recording estimated at around 100 m did not overlap. The recorders were programmed to record continuously from 5:00 to 9:30 and from 15:30 to 18:00, during the dawn and dusk choruses when birds are most active. The recorders worked for 17 days, from the 8th of February to the 25th of February 2016. Recordings were split into 30 min files, so that 778 files were obtained. Recordings were done with a sampling frequency of 44.1 kHz and a 16 bit dynamic (microphone frequency response: 0.02–20 kHz ± 6 dB).

### Data analysis

The vocalizations of *P. mocinno* were first manually detected by listening and visualizing the 778 recordings through a spectrographic representation with the software Raven Pro 1.5 (Center for Conservation Bioacoustics 2014) (short-time Fourier transform was calculated with a time precision of 0.0232 s, a frequency precision of 21.5 Hz, a dynamic of 96 dB). *Pharomachrus mocinno* vocalizations were detected in 93 recordings among the 778 30 min recordings. All the vocalizations of *P. mocinno* in the 93 recordings were then manually annotated and classified as territorial, alarm or courtship vocalizations (contact vocalizations were not found). The vocalizations of all other species occurring in the same bandwidth between 0.5 and 2.5 kHz and within 300 s before, during or after a vocalization of *P. mocinno* were similarly annotated. This time window of 300 s was set to obtain a good temporal representation of the community dynamic. Annotations were added with



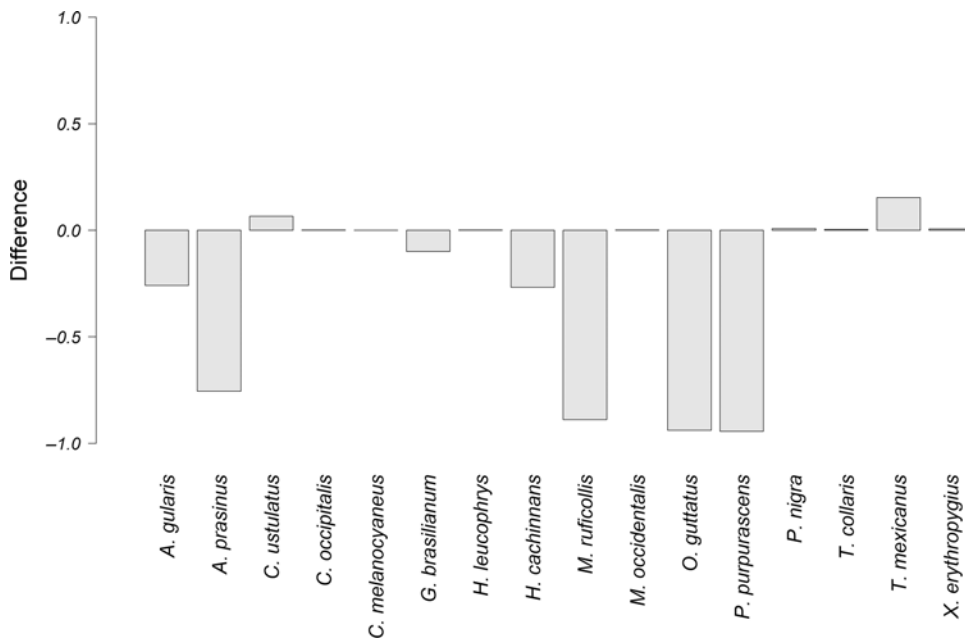
**Figure 3.** Raw number of vocalizations detected for each species sharing the same acoustic community than *P. mocinno*. This number does not consider the overlap with *P. mocinno*, but only the abundance of vocalizations per species. The number of vocalizations of *P. mocinno* was 10811. See Table 2 for complete species Latin names.

Raven Pro 1.5 (Center for Conservation Bioacoustics 2014) software directly from on-screen measurement cursors on the spectrogram. Selections were made taking the start (s), end (s), highest and lowest frequencies (Hz), resulting in time x frequency rectangles (Figure 2).

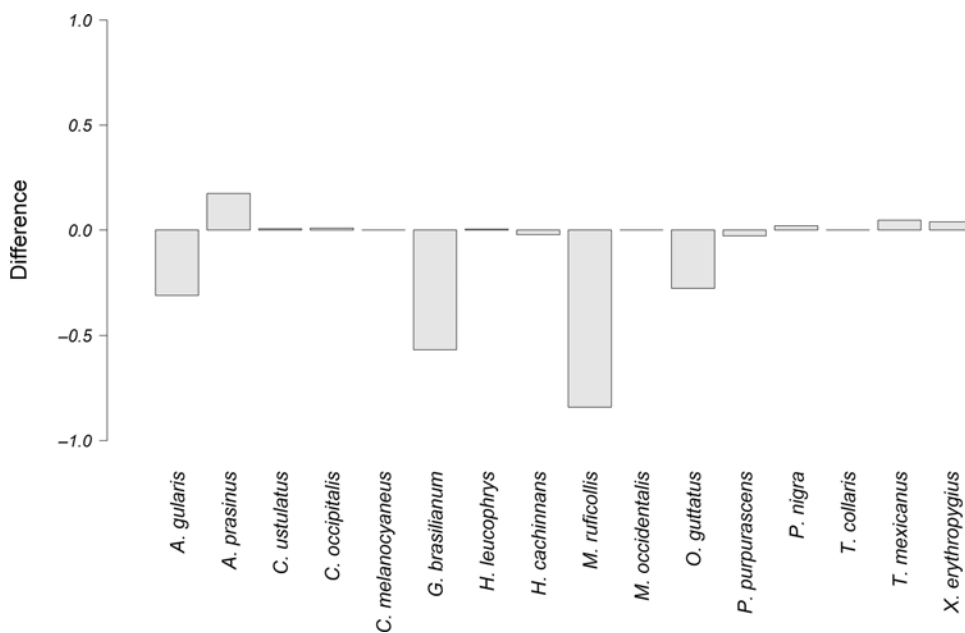
Frequency and time overlap were quantified by estimating the percentage of the time x frequency rectangle of *P. mocinno* vocalizations that overlapped with the time x frequency rectangle of other species vocalizations. For each species, an observed overlap (overlap rate) was quantified as the sum of all the overlap percentages with *P. mocinno*, divided by the times that *P. mocinno*

vocalized. According to the frequencies of the vocalizations of each species and *P. mocinno*, the potential to overlap was different in each case. Thus, for each species, an average of the maximum and minimum frequencies was calculated. Then, the potential overlap or maximum overlap possible between *P. mocinno* and each other species was calculated when aligning the averaged time x frequency rectangles of *P. mocinno* with those of the other species.

Then, for each species, a comparison between the observed overlap and the potential overlap was made by subtracting the later value from the former. This calculation made it possible to measure



**Figure 4.** Difference between the observed overlap and the potential overlap of the territorial vocalizations of *P. mocinno* and vocalizations of other species. A negative number means that the potential overlap is higher than the observed overlap. Conversely, a positive number means that the observed overlap is higher than the potential overlap.



**Figure 5.** Difference between the observed overlap and the potential overlap of the courtship vocalizations of *P. mocinno* and vocalizations of other species. A negative number indicates that the potential overlap is higher than the observed overlap. Conversely, a positive number indicates that the observed overlap is higher than the potential overlap.

if the species were overlapping more or less (observed overlap) than the expected (potential overlap).

Five other variables were considered: food, nest type, singing period during the day, breeding period during the year and predation. Regarding the food type, the Resplendent Quetzal was considered as essentially frugivorous, and any other regime was considered as different (unless it also includes frugivory). Regarding nest type, the Resplendent Quetzal is a cavity-nesting species, and other nest types were considered as different. The singing day period of the Resplendent Quetzal was mostly at dawn, so that any other period was considered as different. Food, nest type and singing period competition were then encoded as 1 if similar or 0 if different. For the breeding period, the information was estimated as the number of overlapping months and then scaled between 0 and 1, with 0 indicating no overlap in the breeding season and 1 a full overlap. Possible predation of adults, chicks or eggs

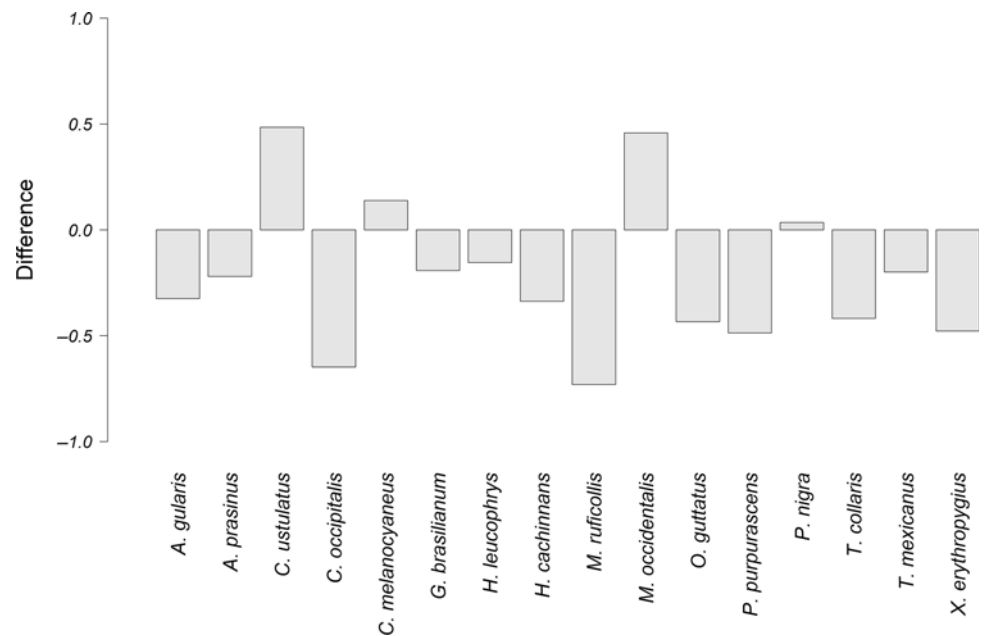
of *P. mocinno* was encoded for each species as 1 if it is known to occur regularly and 0 if not. These data were obtained from personal observations (PB, CD) and literature (Avila et al 1996; BirdLife International 2017; Bustamante, Barrios & Juárez 2010; Carroll, Kirwan & Boesman 2020; Collar 2020; Eisermann et al. 2006; Fagan & Komar 2016; Foster 2007; Haverschmidt 1962; Howell & Webb 1995; Johnsgard 2000; Mack and Yong 2020; Miller, Greeney & Valdez 2010; Motta 2007; Santana & Milligan 1984; Snow 2001; Solórzano, Castillo, Valverde & Avila 2000; Specht Mesquita & Santos 2008; Thorstrom 2000; Valdez 2010; Wenny 2014; Zimmer & Isler 2003).

In addition, to consider phylogenetic constraints, the median phylogenetic distance between *P. mocinno* and the other species was retrieved from TimeTree (Kumar, Stecher, Suleski & Hedges 2017). The metric used was the distance to the most recent common ancestor (MRCA) in millions of years. When a species



**Table 3.** PCA axis coordinates of the different competition for resources. Obs-pot overlap refers to the difference between the potential overlap of one species to acoustically overlap with *P. mocinno* and the actually observed overlap

Competition factor	PCA 1	PCA 2	PCA 3
Same food	-0.70	-0.12	-0.39
Same nest	-0.39	0.73	-0.13
Singing time	0.32	-0.57	0.26
Predation	0.47	0.48	-0.29
Breeding period	0.38	0.01	-0.82
Phylogenetic distance	0.61	-0.71	-0.17
Obs-pot overlap territorial	-0.75	-0.21	0.22
Obs-pot overlap courtship	-0.72	-0.23	-0.06
Obs-pot overlap alarm	-0.52	-0.51	-0.50



**Figure 6.** Difference between the observed overlap and the potential overlap, of the alarm vocalizations of *P. mocinno* and vocalizations of other species. A negative number indicates that the potential overlap is higher than the observed overlap. Conversely, a positive number indicates that the observed overlap is higher than the potential overlap.

was not present in the tree, the next closest taxon was taken as a reference as suggested by TimeTree methodology.

### Statistical analysis

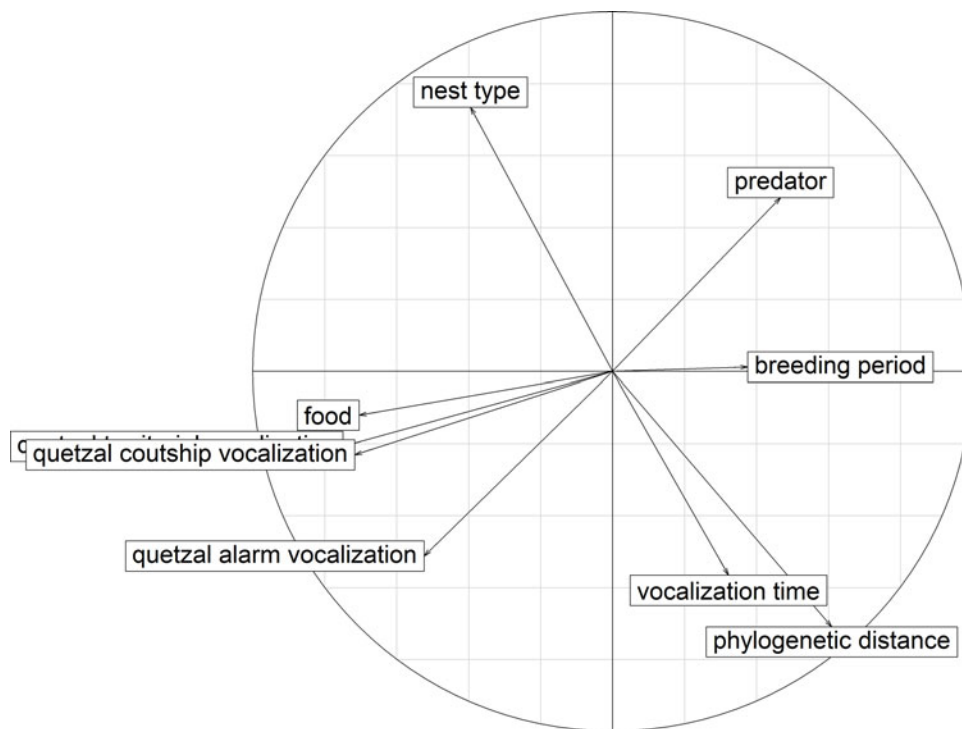
The combination of all competition variables led to a matrix made of 16 rows (species) and nine columns (difference between the observed and the potential overlap with three vocalization types of *P. mocinno*, five resource competitions and one phylogenetic distance) (Table 1). This competition matrix was treated with a principal component analysis (PCA). Species were used as explained (dependent) variables; the competition for the acoustic space, the competition for ecological resources and phylogenetic distance were included as explanatory (independent) variables. The PCA was conducted (1) to identify inter-correlations between the acoustic overlap and the competition for other ecological resources between *P. mocinno* and the other species, (2) to analyse possible inter-correlations between acoustic overlap and phylogenetic distance, and (3) to reveal the main competitors of *P. mocinno*.

### Results

In total, 7,806 vocalizations belonging to 16 species were identified in a 500–2500 Hz bandwidth with a cumulative duration of 9907 s. The species identified are presented in Table 2.

The species that interacted the most with *P. mocinno*, regardless of their potential acoustic overlap, were *C. ustulatus*, *A. prasinus*, *T. mexicanus*, *P. purpurascens*, *M. occidentalis*, *P. nigra* and *M. ruficollis*. Among these species, the most acoustically active ones were *T. mexicanus*, *C. ustulatus*, *M. occidentalis* and *M. ruficollis* (Figure 3).

The species vocalizations with the highest acoustic overlap with the territorial vocalizations of *P. mocinno* were *T. mexicanus*, followed by *M. ruficollis* and *C. ustulatus*. The species vocalizations with the highest acoustic overlap with the courtship vocalizations of *P. mocinno* were *P. purpurascens*, *A. prasinus* and *M. ruficollis*. Among the three vocalizations of *P. mocinno* analysed, the alarm vocalization overlapped the most with the vocalizations of the other species. The species with the highest acoustic overlap with the alarm vocalizations of *P. mocinno* were *C. ustulatus*, then *A. prasinus*, *M. occidentalis* and *T. mexicanus*.



**Figure 7.** PCA correlation circle for ecological resources. Correlation between the explaining variables according to the first two axes that explained 53.36% of the variation. Quetzal courtship vocalization: difference between the potential acoustic overlap of a species and the observed overlap with the courtship vocalizations of *P. mocinno*; quetzal territorial vocalization (overlapped in the graph by courtship vocalizations): difference between the potential acoustic overlap of a species and the observed overlap with the territorial vocalizations of *P. mocinno*; quetzal alarm vocalization: difference between the potential acoustic overlap of a species and the observed overlap with the alarm vocalizations of *P. mocinno*; vocalization time: same time of vocalizing in the day as *P. mocinno*; phylogenetic distance: phylogenetic distance of a species with *P. mocinno*; breeding period: proportion of overlap of the breeding period of a species with the breeding period of *P. mocinno*; predator: possibility of predation of *P. mocinno* by a species; nest type: same nest type as *P. mocinno*.

According to the averaged frequency bandwidth of the vocalizations of each species studied, the species that had the highest potential to overlap with the territorial vocalization of *P. mocinno* were *M. ruficollis* (100%), *P. purpurascens* (100%) and *O. guttatus* (94%). The species with the highest potential to overlap with the courtship vocalization of *P. mocinno* were *M. ruficollis* (96%), *G. brasilianum* (57%) and *P. purpurascens* (42%). The species with highest potential to overlap with the alarm vocalization of *P. mocinno* were *C. occipitalis* (96%), *M. ruficollis* (92%) and *A. prasinus* (80%).

The species that had the highest difference between the observed overlap and the potential overlap with *P. mocinno* were *T. mexicanus* and *C. ustulatus* for the territorial vocalization (Figure 4); *A. prasinus*, *T. mexicanus* and *X. erythropygus* for the courtship vocalization (Figure 5); and *C. ustulatus*, *M. occidentalis*, *C. melanocyaneus* and *P. nigra* for the alarm vocalization (Figure 6). The other species had an observed acoustic overlap similar to or lower than the potential overlap (a difference between  $-0.04$  and  $0.04$ ).

The first three axes of the PCA explained 67.94% of the variation for the competition of *P. mocinno* with other species of the community (Table 3). For the first axis, the most important variables were the difference between the observed overlap and the potential overlap with the territorial vocalization of *P. mocinno*, then with the courtship vocalization and then the competition for food resources. For the second axis, the most important variables were the competition for the same nest type and the phylogenetic distance (Figure 7).

PCA analysis (Figure 8) revealed the following patterns of competition between the different species and *P. mocinno*: 1) *C. melanocyaneus*, *C. ustulatus*, *M. occidentalis*, *X. erythropygus* and *P. nigra* show a strong correlation between the competition for food resources, and acoustic overlap with *P. mocinno* vocalizations. Among this group of species, *C. ustulatus* is migratory (species highlighted in yellow); 2) *T. mexicanus* and *T. collaris* are phylogenetically close to *P. mocinno*, use the same nest type

and have some overlap of their vocalizations (species highlighted in red); 3) *A. gularis*, *O. guttatus* and *P. purpurascens* are phylogenetically distant from *P. mocinno*, vocalize at the same time of day, and their vocalizations have a low overlap with *P. mocinno* (species highlighted in blue); 4) *M. ruficollis* is a predator that had a low acoustic overlap with *P. mocinno* (species highlighted in purple); 5) *G. brasilianum*, *C. occipitalis*, *H. cachinnans* and *H. leucophrys* had a low acoustic overlap with *P. mocinno*, with low or well-partitioned ecological niches with it (species highlighted in grey) and 6) *A. prasinus* is a predator that uses similar nest types to those of *P. mocinno*. This species was the highest after *T. mexicanus* (species highlighted in green) to overlap with the alarm vocalization of *P. mocinno*.

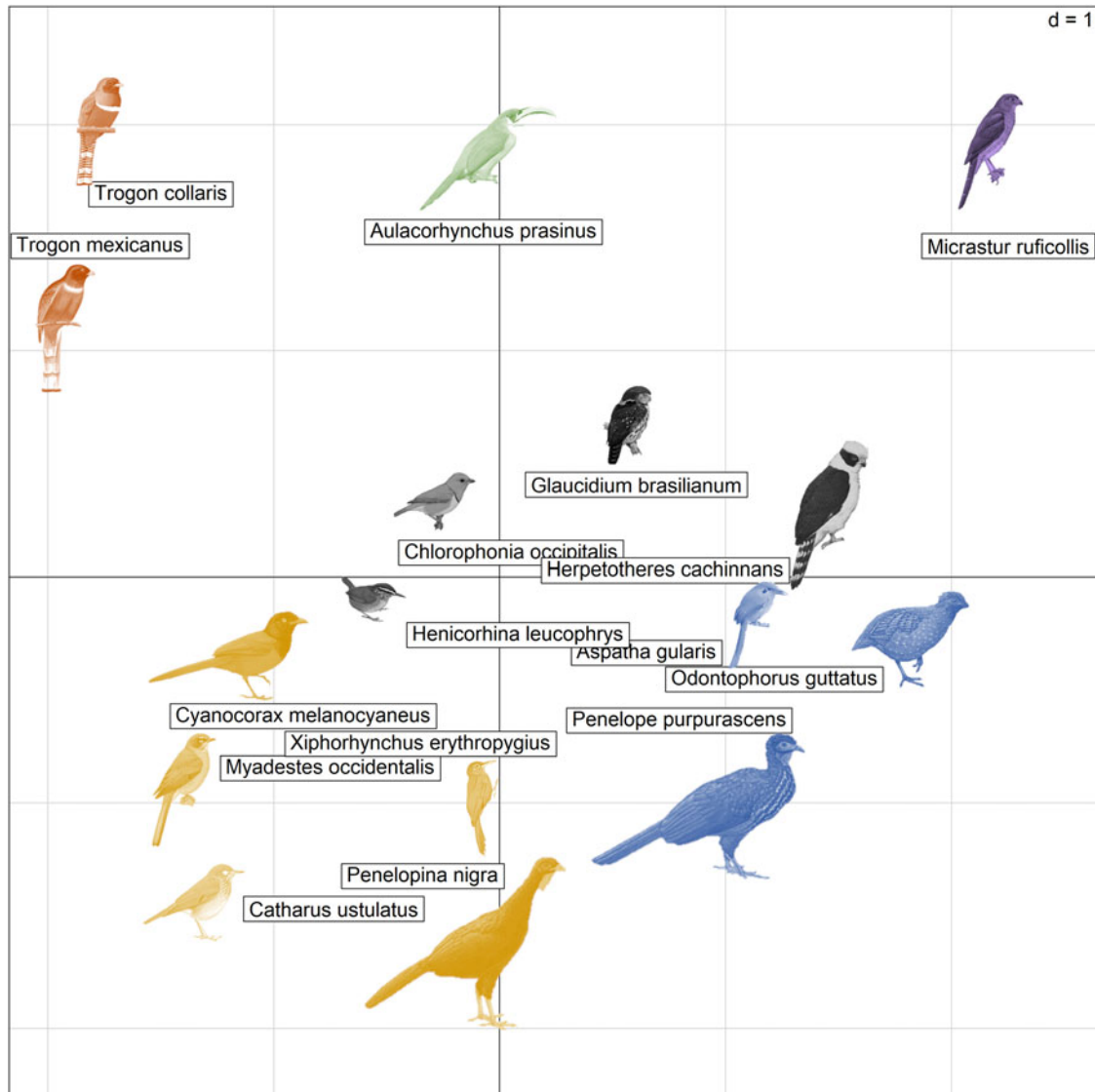
The patterns suggested by the PCA analysis can be summarized as follows:

1. Full or partially frugivorous bird species had a high observed acoustic overlap with *P. mocinno*.
2. Phylogenetically close species with *P. mocinno* had a high observed acoustic overlap, and distant species had a low observed acoustic overlap with *P. mocinno*.
3. Predator species had a low observed acoustic overlap with *P. mocinno*.
4. Predator species, also competing for fruits and nest types with *P. mocinno* (*A. prasinus*), had a low acoustic overlap with territorial and alarm vocalizations, but a high one with courtship vocalization.

Figure 9 shows the general scheme of competition in the acoustic community of *P. mocinno*.

## Discussion

An analysis of the bird acoustic community vocalizing within the bandwidth of *P. mocinno* vocalizations was conducted in a cloud forest in Guatemala. The potential of each species of the



**Figure 8.** PCA species plot for ecological resources. Individual plot with species (individuals) placed in the PCA space according to the first two axes that explained 53.36% of the variation. Different colours highlight species of the different patterns of ecological competition mentioned in the text.

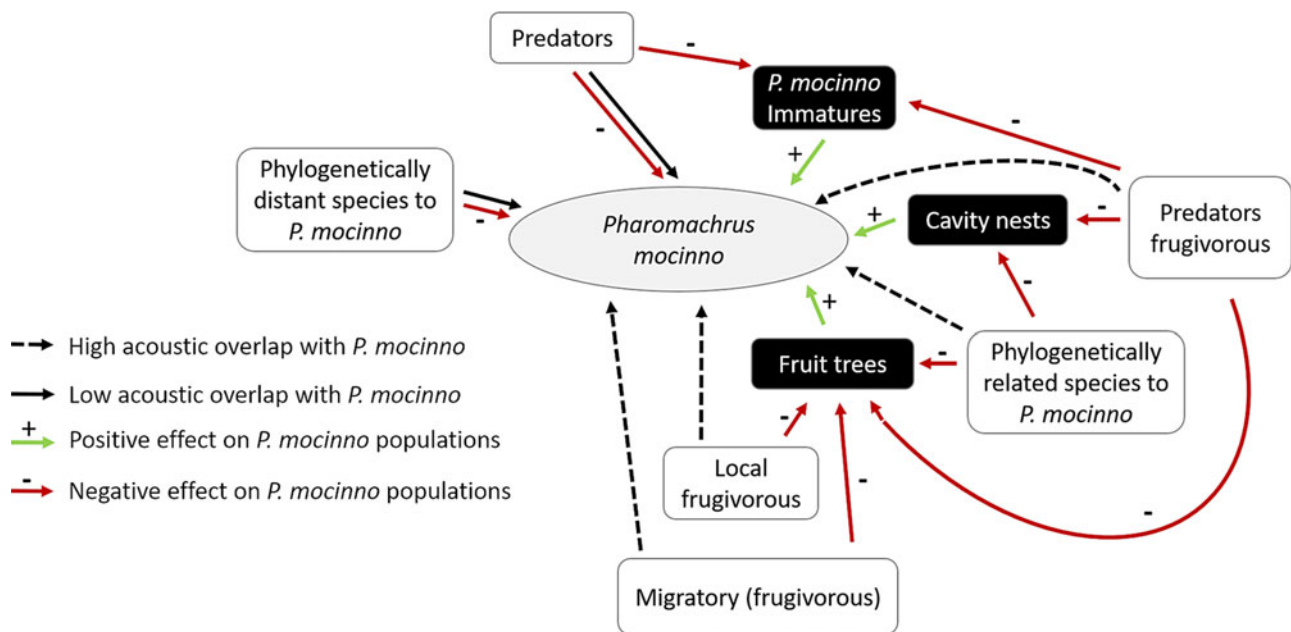
community to overlap with the vocalizations of *P. mocinno* was quantified and compared with the actually observed overlap of their vocalizations. A multivariate analysis was also conducted to assess the relative importance of several ecological traits, including acoustics, for the competition of *P. mocinno* with other species belonging to the same acoustic community. The potential to overlap acoustically with *P. mocinno* differed between the species, with a higher overlap when the frequency bandwidths fall in the same range. Nevertheless, the observed overlap was not always related to the potential overlap. This difference could be due to the particular ecological interactions between *P. mocinno* and the other species and not just to the acoustic characteristics of the vocalizations. According to the degree of correlation between species observed in the multivariate analysis, different categories and patterns were identified.

One pattern observed was a strong correlation between the use of the same food resources and a high acoustic overlap. The bird species in this category are partially or completely frugivorous and are not predators of *P. mocinno*, so they might compete with *P.*

*mocinno* for food resources. In addition, species in this category are active mainly in the same forest strata. Thus, the acoustic overlap could be due to competition for food or space in the forest canopy.

Species phylogenetically close to *P. mocinno*, belonging to the same family Trogonidae, had a high acoustic overlap with *P. mocinno*. The species *Trogon mexicanus* and *T. collaris* compete for nest sites and also for food resources with *P. mocinno*. The high acoustic overlap observed for the alarm vocalizations of *P. mocinno* could be due in part to morphological constraints. Defending nest areas and also competing for food might trigger the production of alarm vocalizations and so of acoustic overlap. Despite the low potential of *T. mexicanus* to overlap with territorial vocalizations of *P. mocinno*, *T. mexicanus* was the species with the highest observed overlap with the territorial vocalization of *P. mocinno* among all the other species of the acoustic community. The production of territorial vocalizations, taking place during immediate competition over resources, is strongly dependent on social and spatial relations of producers (Naguib 2005). Thus, *T. mexicanus*





**Figure 9.** General scheme of competition in the acoustic community of *P. mocinno*. Specific circumstances may apply. Black squares represent positive resources for *P. mocinno*, red arrows are negative pressures, and green arrows are positive pressures.

could be the most important competitor in terms of acoustic space with *P. mocinno*.

Phylogenetically distant species showed a low acoustic overlap with *P. mocinno*, even if they vocalized at the same time of day. The species observed with this pattern were *A. gularis*, *O. guttatus* and *P. purpurascens*. The three species have a high potential to overlap acoustically with *P. mocinno* but the analysis revealed the opposite. Luther (2009) suggested that, in the same community, acoustic partitioning among species singing in a common time interval is expected to be greater than partitioning among species that usually sing in different space and time. This suggests some behavioural plasticity in the time pattern of their vocalization leading to acoustic overlap avoidance. The low acoustic overlap could be another example of temporal avoidance (Planqué & Slabbekoorn, 2008). The interactions of these species with *P. mocinno* are probably low, and their respective ecological niches could be well differentiated.

The predator species *M. ruficollis* was the one that acoustically overlapped the less with *P. mocinno* despite the fact that their vocalizations were in the same frequency band (Fagan & Komar 2016). This acoustic avoidance could be related to the predation pressure of *M. ruficollis* over *P. mocinno*. Thus, to avoid to be localized, this last one does not vocalize when *M. ruficollis* is in the vicinity, which is a behaviour observed as well in other species, in the presence of predators (Ruxton 2009).

*Aulacorhynchus prasinus* is a known predator of eggs and chicks of *P. mocinno*. In addition, it is a fruit and nest competitor (Skutch 1967) and phylogenetically distant species with *P. mocinno*. This species shows low acoustic overlap with territorial and alarm vocalizations of *P. mocinno*, as other predators in the acoustic community (*M. ruficollis* and *H. cachinnans*). *Aulacorhynchus prasinus* is dominant over *P. mocinno* and sometimes displaces it from its perch (Santana & Milligan 1984). Physical contact and intense chases have been observed between *P. mocinno* and *A. prasinus* (Wheelwright 1983). Thus, *P. mocinno* probably avoids vocalizing when hearing *A. prasinus*.

Contrary to what was observed with other frugivorous species competing with *P. mocinno* for food resources, the acoustic overlap was low with *A. prasinus*. The pressure imposed by the competition for food might be surpassed by the dominance of *A. prasinus* over *P. mocinno*. The high potential of these two species to overlap acoustically could be mitigated by a partition of space at foraging areas. Each of the two species has different methods to feed and differences in selectiveness. *Aulacorhynchus prasinus* looks for fruits with hopping movements on the branch while *P. mocinno* takes fruits doing short flights (Avila et al. 1996; Santana & Milligan 1984). *Pharomachrus mocinno* generally takes only one fruit per flight. Then, the energy obtained from that unique fruit must compensate for the costs of flying for it. In contrast, *A. prasinus* takes as many fruits it can at the same time. Thus, each species may use different areas in the same tree (Santana & Milligan 1984). These behavioural differences could influence the low acoustic overlap between them, in comparison to other frugivorous species having a higher acoustic overlap with *P. mocinno*.

While vocalizations of *A. prasinus* had a low overlap with the territorial and alarm vocalizations of *P. mocinno*, they had a high overlap with the courtship vocalization. This is probably due to competition for nesting sites, increasing the interactions between both species and thus increasing the overlap between their vocalizations.

The migratory species *Catharus ustulatus* had the highest overlap with the alarm vocalizations of *P. mocinno* and was the second species after *T. mexicanus* with the highest overlap with the territorial vocalizations. *Catharus ustulatus* forages on the same canopy stratus than *P. mocinno* and feeds on insects, fruits and berries (Holmes & Robinson 1988). The vocalizations of *C. ustulatus* were repetitive and the most abundant after *T. mexicanus*.

## Conclusions

In the present study, a detailed quantification of acoustic overlap in time and frequency has been made, and the strongest

ecological niche competitors with *P. mocinno* have been identified. Competitors with *P. mocinno* have been reported in previous studies. Nevertheless, this is the first quantification of a competition taking into consideration the acoustic space. The results presented here can be useful to conduct other specific studies in *P. mocinno* community increasing the knowledge of this flagship species.

**Acknowledgements.** We thank Sébastien Hardy and the CEMCA for their important support to conduct the study in Guatemala. We are grateful to the guides Jesús Lucas and Selvin Xiloj for their useful help during field work and to the Hazard family for the support in Los Andes reserve. We thank Sandrine Pavoine for the valuable comments and her help on the statistics analyses and Claire Dallies for their shared knowledge about the avian community. This work was financed by the National Geographic Society [grant number 9479-6].

**Supplementary material.** For supplementary material accompanying this paper visit <https://doi.org/10.1017/S0266467421000420>

## References

- Aide TM, Hernández-Serna A, Campos-Cerqueira M, Acevedo-Charry O and Deichmann JL (2017) Species richness (of insects) drives the use of acoustic space in the tropics. *Remote Sensing* **9**. <https://doi.org/10.3390/rs9111096>
- Birdlife International (2016) *Pharomachrus mocinno*. IUCN Red List Threat. Species 2016 e.T22682727A92958465, p.e.T22682727A38299427. Retrieved from: <http://www.iucnredlist.org/details/22682727/0>
- BirdLife International (2017) Species factsheet: *Xiphorhynchus erythropygius*. Retrieved from: <http://www.birdlife.org>
- Bolaños-Sittler P (2019) Acoustic behavior and ecology of the Resplendent Quetzal *Pharomachrus mocinno*, a flagship tropical bird species. PhD Thesis. Museum National d'Histoire Naturelle – Sorbonne.
- Bolaños-Sittler P, Sueur J, Fuchs J and Aubin T (2019) Vocalization of the rare and flagship species *Pharomachrus mocinno* (Aves: Trogonidae): implications for its taxonomy, evolution and conservation. *Bioacoustics* 1–16. <https://doi.org/10.1080/09524622.2019.1647877>
- Brumm H (2006) Signalling through acoustic windows: nightingales avoid interspecific competition by short-term adjustment of song timing. *Journal of Comparative Physiology A: Neuroethology, Sensory, Neural, and Behavioral Physiology* **192**, 1279–1285.
- Bustamante M, Barrios M and Juárez D (2010) Informe final de investigación: Fenología de las plantas nutricias del quetzal (*Pharomachrus mocinno mocinno* de La Llave) y su efecto sobre la abundancia de quetzales en el Biotopo del Quetzal y Corredor Biológico del Bosque Nuboso, Baja Verapaz (Final research report: Phenology of the nutritional plants of the quetzal (*Pharomachrus mocinno mocinno* de La Llave) and its effect on the abundance of quetzals in the “Biotopo del Quetzal” and Biological Corridor of the Cloud Forest, Baja Verapaz). DIGI. Guatemala.
- Carroll JP, Kirwan GM and Boesman PFD (2020) *Spotted Wood-Quail* (*Odontophorus guttatus*), version 1.0. In J. del Hoyo, A. Elliott, J. Sargatal, D. A. Christie, and E. de Juana, (eds), *Birds of the World*. Ithaca, NY, USA: Cornell Lab of Ornithology. <https://doi.org/10.2173/bow.spwqua1.01>
- Center for Conservation Bioacoustics (2014) Raven Pro: Interactive Sound Analysis Software (Version 1.4) [Computer Software]. Ithaca, NY: The Cornell Lab of Ornithology. Retrieved from <http://ravensoundsoftware.com/>
- Collar N (2020) *Mountain Trogon* (*Trogon mexicanus*), version 1.0. In J. del Hoyo, A. Elliott, J. Sargatal, D. A. Christie, and E. de Juana, (eds) *Birds of the World*. Ithaca, NY, USA: Cornell Lab of Ornithology. <https://doi.org/10.2173/bow.moutro1.01>
- CONAP (2009). *Lista de Especies Amenazadas de Guatemala – LEA (List of Threatened Species of Guatemala)*. Guatemala: Conserjo Nacional de Areas Protegidas - CONAP.
- de Avila ML, Hernández OVH and Verlarde E (1996) The diet of resplendent Quetzal (*Pharomachrus mocinno mocinno*: Trogonidae) in a Mexican cloud forest. *Biotropica* **28**, 720–727.
- Eisermann K, Komar O and Herrera N (2006) Conserving Cracids: the most threatened family of birds in the Americas. In Brooks DM (ed), *Miscellaneous Publications of The Houston Museum of Natural Science*, 6. Houston, TX: Publisher: Houston Museum of Natural Science.
- Fagan J and Komar O (2016) *Peterson Field Guide to Birds of Northern Central America*. Boston: Houghton Mifflin Harcourt.
- Farina A and James P (2016) The acoustic communities: definition, description and ecological role. *Biosystems* **147**, 11–20.
- Ficken RW and Hailma JP (1974) Temporal pattern shifts to avoid acoustic interference in singing birds. *Science* **183**, 762–763.
- Foster MS (2007) The potential of fruit trees to enhance converted habitats for migrating birds in southern Mexico. *Bird Conservation International* **17**, 45–61.
- Gasc A, Sueur J, Jiguet F, Devictor V, Grandcolas P, Burrow C, Depaertere M and Pavoine S (2013) Assessing biodiversity with sound: do acoustic diversity indices reflect phylogenetic and functional diversities of bird communities? *Ecological Indicators* **25**, 279–287.
- Haverschmidt F (1962) Notes on the feeding habits and food of some hawks of Surinam. *Condor* **64**, 154–158.
- HilleRisLambers J, Adler P, Harpole W, Levine J and Mayfield M (2012) Rethinking community assembly through the lens of coexistence theory. *Annual Review of Ecology Evolution and Systematics* **43**, 227–248.
- Holmes RT and Robinson SK (1988) Spatial patterns, foraging tactics, and diets of ground-foraging birds in a Northern Hardwoods forest. *Wilson Bull* **100**, 317–394.
- Howell S and Webb S (1995) *A Guide to the Birds of Mexico and Northern Central America*. Oxford: Oxford University Press.
- Johnsgard PA (2000) *Trogons and Quetzals of the World*. Washington, DC: Smithsonian Institution Press.
- Krause B (1993) The niche hypothesis. *Soundscape Newsletter* **6**, 6–10.
- Kumar S, Stecher G, Suleski M and Hedges SB (2017) TimeTree: a resource for timelines, timetrees, and divergence times. *Molecular Biology and Evolution* **34**, 1812–1819.
- LaBastille A and Allen DG (1969) Biology and conservation of the Quetzal. *Biological Conservation* **1**, 297–306.
- Luther D (2009) The influence of the acoustic community on songs of birds in a Neotropical rain forest. *Behavioural Ecology* **20**, 864–871.
- Mack DE and Yong W (2020) *Swainson's Thrush* (*Catharus ustulatus*), version 1.0. In A. F. Poole and F. B. Gill (eds), *Birds of the World*. Ithaca, NY, USA: Cornell Lab of Ornithology. <https://doi.org/10.2173/bow.swathr.01>
- Malavasi R and Farina A (2013) Neighbours' talk: interspecific choruses among songbirds. *Bioacoustics* **22**, 33–48.
- Miller E, Greeney HF and Valdez U (2010) Breeding behavior of the laughing Falcon (*Herpetotheres cachinnans*) in Southwestern Ecuador and Northwestern Peru. *Ornitologia Colombiana* **10**, 43–50.
- Morin P (2011) *Community Ecology*. Oxford: Blackwell Publishing.
- Motta JC (2007). Ferruginous Pygmy-ow (*Glaucidium brasilianum*) predation on a mobbing Fork-tailed Flycatcher (*Tyrannus savana*) in south-aest Brazil. *Biota Neotropica* **7**, 321–324.
- Naguib M (2005) *Singing interactions in songbirds: implications for social relations and territorial settlement*. In University of Bielefeld, Germany (ed), *Animal Communication Networks*. Cambridge University Press, pp. 300–319.
- Planqué R and Slabbekoorn H (2008) Spectral overlap in songs and temporal avoidance in a Peruvian bird assemblage. *Ethology* **114**, 262–271.
- Popp JW, Ficken RW and Reinartz JA (1985) Short-term temporal avoidance of interspecific acoustic interference among forest birds. *Auk* **102**, 744–748.
- Ruxton GD (2009) Non-visual crypsis: a review of the empirical evidence for camouflage to senses other than vision. *Philosophical Transactions of the Royal Society B: Biological Sciences*, 364, 549–557.
- Santana E and Milligan B (1984) Behavior of Toucanets, Bellbirds, and Quetzals feeding on Lauraceous fruits. *Biotropica* **16**, 152–154.
- Skutch A (1967) *Life Histories of Central American Highland Birds*. Cambridge, MA: Nuttall Ornithological Club.

- Snow D** (2001) *Blue-throated Motmot (Aspatha gularis)*. In del Hoyo J, Elliott A, Sargatal J, Christie DA and de Juana E (eds), *Handbook of the Birds of the World*. Barcelona: Lynx Edicions, p. 279.
- Solórzano S, Castillo S, Valverde T and Avila L** (2000) Quetzal abundance in relation to fruit availability in a cloud forest in southeastern Mexico. *Biotropica* **32**, 523–532.
- Specht G, Mesquita EP and Santos FA** (2008) Breeding biology of Laughing Falcon *Herpetotheres cachinnans* (Linnaeus, 1758) (Falconidae) in Southeastern Brazil. *Revista Brasileira de Ornitologia* **16**, 155–159.
- Thorstrom R** (2000) The food habits of sympatric forest-falcons during the breeding season in northeastern Guatemala. *Journal of Raptor Research* **34**, 196–202.
- Wenny DG** (2010) Seed dispersal, seed predation, and seedling recruitment of a Neotropical Montane tree. *Ecological Monographs* **70**, 331–351.
- Wheelwright NT** (1983) Fruits and the ecology of Resplendent Quetzals. *Auk* **100**, 286–301.
- Zimmer K and Isler M** (2003). Broadbills to Tapaculos. In Edicions L (ed), *Handbook of the Birds of the World*. Barcelona: Lynx Edicions, p. 434.