

Partisan Learning or Racial Learning: Opinion Change on Sanctuary City Policy Preferences in CA and TX

Loren Collingwood

University of California

Benjamin Gonzalez O'Brien

San Diego State University

Joe R. Tafoya

DePaul University

Abstract: Significant research indicates that attitude change is often a product of partisan learning. However, as the party system continues to rearrange around issues of race and immigration, and as new racial policy issues thrust onto the agenda, it is unclear whether voters learn to adopt racial policy attitudes more based on race/ethnicity or on party identification. We evaluate the partisan-learning model versus a racial-learning model with regards to public opinion on sanctuary cities/policies among survey respondents in CA and TX. Given President Trump's public antipathy toward sanctuary cities, we argue and show that negative partisanship is the most plausible vehicle for sanctuary city attitude change between 2015 and 2017. In this particular case, we find no support for a racial/ethnic-learning model.

Keywords: Sanctuary cities, public opinion, immigration, state politics.

Address correspondence and reprint requests to: L. Collingwood, Department of Political Science, University of California, Riverside. E-mail: loren.collingwood@ucr.edu

We wish to thank anonymous reviewers and the editors at the *Journal of Race and Ethnic Politics* for their comments and suggestions, which greatly improved the paper. We thank Mark DiCamillo and Douglas Ahler for providing IGS polling data.

INTRODUCTION

Does the mass public learn to adopt racial policy attitudes based more on partisanship or on race/ethnicity? We evaluate this question in the context of sanctuary city policy preferences. Sanctuary cities received scant national press attention prior to 2015 and the shooting of Kathryn Steinle in San Francisco (Collingwood and Gonzalez O'Brien 2019; Gonzalez, Collingwood, and El-Khatib 2017; Gonzalez O'Brien et al. n.d.).¹ Sanctuary city policies forbid local officials from inquiring into residents' immigration status and may also ignore federal Immigration and Customs Enforcement (ICE) detainer requests² for individuals charged with non-violent offenses. Before the death of Kathryn Steinle,³ most Americans had little to shape and guide how they thought about sanctuary cities since both national media and politicians largely ignored them. The Steinle shooting changed all this, leading to intense public outcry from then-candidate Donald Trump and other top Republicans, as well as the introduction of punitive anti-sanctuary legislation (see Figure 1). Initially, national Democrats largely avoided the issue, leaving local mayors and governors to defend sanctuary policies. Moreover, not all Democratic elites had supported sanctuary cities in the past. As late as 2010 then-California Attorney General Jerry Brown expressed opposition to such policies.⁴ While Democrats arguably played it safe, Republican elites quickly seized on San Francisco's sanctuary policy and Steinle's death as an example of the consequences of resistance to federal immigration policy. Donald Trump in particular made anti-sanctuary cities a key theme of both his candidacy and the early days of his presidency (Green, Palmquist, and Schickler 2004; Lenz 2013).

Few scholars have explored whether public attitudes on sanctuary policies have evolved. In recent work, Casellas and Jordan Wallace (2018) find that both racial advantage and partisanship influence cross-sectional attitudes about sanctuary policy. We build on these scholars' work by examining how voters came to "learn" their sanctuary opinion. As the United States continues to racially diversify, we might expect increased racial policy conflict, especially as regards immigration policy. Therefore, it is important to examine when and why the mass public turns to one group identity or the other to develop policy stances. This article employs the emerging policy issue of sanctuary cities/sanctuary policy to investigate how voters came to "learn"⁵ about sanctuary cities; an issue thrust into the public's attention in the summer of 2015. Given elite cues on partisanship and race (Layman and Carsey 2002; Ostfeld N.d.; Tesler 2016) and the fact that the party system is increasingly

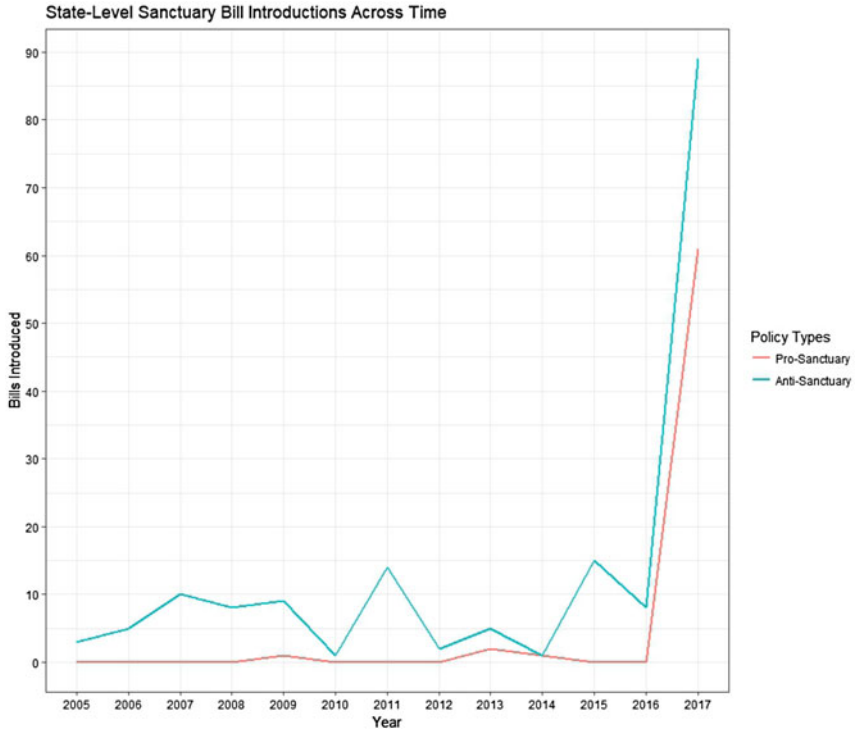


FIGURE 1. Frequency of bills introduced in U.S. state legislatures related to sanctuary cities, between 2005–2017. Activity increased dramatically in the year 2017.

polarizing around these two identities (Abramowitz and Webster 2016; Mason 2018), how do individual-level party identification and race/ethnicity guide changes in sanctuary opinion?

We examine two mechanisms that could predict a change in public support for sanctuary cities: partisan learning and racial/ethnic learning. With the former, we posit that as an elite opinion and political communication on sanctuary policies polarize in the post-Steinle period, Republican and Democratic identifiers “learn” the correct sanctuary position based on their party identification. However, there is also the possibility that the public “learns” the correct position based less on ideology/partisanship but more on racial/ethnic identification—which research indicates is increasingly challenging party identification as the major organizer of American public opinion (Collingwood, Barreto, and Garcia-Rios 2014; Dawson 2003; Jardina 2014).

Despite evidence that racial/ethnic identity in some cases is supplanting partisan identification as the root of some areas of public opinion or vote choice (Barreto 2010; Barreto and Collingwood 2015; Carmines and Stimson 1990; Dawson 2003; Sanchez 2006; Valenzuela and Michelson 2016), we do not find this is the case with sanctuary policies. Instead, partisan learning plays a significant and crucial role in sanctuary policy opinion formation—especially for Democratic voters. This suggests that elite partisan cues activated individual-level partisan identity in guiding voters into their policy stance, as opposed to a sorting based on racial/ethnic identities.

This article proceeds as follows: First, we provide a brief overview of the political events we theorize led to sanctuary attitude change. Second, we outline research relevant to our hypotheses. Third, we set forth our formal hypotheses. Fourth, we discuss our data, methods, and results for our CA analysis. We then replicate this approach in TX. Finally, we end with a short discussion of our findings and conclusion with some thoughts for future research.

PARTISAN IDENTIFICATION, RACE, AND SANCTUARY CITIES

Since 2015 sanctuary cities/policies have been widely debated both in media and on the campaign trail, in part because Republican candidates see the issue as a potential wedge to their advantage (Hillygus and Shields 2014). By criminalizing sanctuary cities, and highlighting the dangers of undocumented immigration, Republican candidates inject race into a campaign in a fashion that borders the implicit/explicit model of racial appeals (Brader, Valentino, and Suhay 2008; Mendelberg 2001; Valentino, Hutchings, and White 2002; Valentino, Neuner, and Vandebroek 2018). Following Steinle's death, Donald Trump and other GOP candidates argued vociferously against sanctuary cities, as a way to flex their anti-immigrant credentials in appeals to GOP presidential primary voters. However, this was not the first time a candidate sought to inject sanctuary cities into Republican politics. In the 2008 Republican primary, Fred Thompson and Mitt Romney both attacked former NY mayor Rudy Giuliani's support for sanctuary policies (Collingwood and Gonzalez O'Brien 2019). The issue never really caught on though, as there was no focusing event to draw sustained public and media attention to the issue (McBeth and Lybecker, 2018).

This of course changed after Steinle's death. During the 2016 presidential campaign, Trump routinely said he would go after sanctuary cities

once elected and painted them as a threat to the physical safety of Americans. In a September 2016 stump speech in Phoenix, Trump professed that, “We will end the sanctuary cities that have resulted in so many needless deaths,” effectively linking these policies to the long-standing criminalization of the undocumented (Gonzalez O’Brien 2018).⁶ However, leading national Democrats’ defense of sanctuary cities during the 2016 campaign was relatively muted, as Democrats focused more on comprehensive immigration reform, a pathway to citizenship for undocumented residents, and a defense of DACA (Deferred Action for Childhood Arrivals).⁷ Thus, immediately after the Steinle killing, mainstream elite communication followed a one-way anti-sanctuary direction (Zaller 1992).

As Trump continued to use sanctuary policies and immigrant criminality as a central campaign theme, the issue increasingly became partisanized. Many sanctuary cities, such as Seattle, Chicago, Philadelphia, New York, San Francisco, and Los Angeles are Democratic strongholds with large and diverse populations. An attack on these cities’ sanctuary status is often seen as an attack on Latinos generally—a group central to Democratic prospects (Barreto and Segura 2014)—and therefore a group that Democratic politicians increasingly cannot ignore (Barreto and Collingwood 2015; Reny 2017). Democratic big-city mayors, and increasingly Democratic elites across the spectrum are now forced to defend their cities’ sanctuary status; accordingly these mayors and other Democrats increasingly serve as elite opposition to Trump on the issue.⁸ This very public conflict between the Trump Administration and state and local governments attracted mainstream attention on the heels of the Steinle shooting, making the issue a highly partisan and divisive one, as is reflected in [Figure 2](#) below.

Extant research indicates that many voters know relatively little about American politics (Carpini and Keeter 1993; 1996; Converse 2006) and elite communication strongly influences citizens’ attitudes on emerging topics (Collingwood, Lajevardi, and Oskooii 2018; Gabel and Scheve 2007; Iyengar and Simon 1993; Zaller 1992). Lenz (2013) demonstrates that voters often adopt the policy positions of their preferred candidates/elected officials, as opposed to supporting candidates with whom they share identical policy preferences. Taken together, the literature suggests that when it comes to attitudes about sanctuary cities—a topic heretofore unconsidered by the vast majority of voters—voters will rely on partisan cues to “learn” the correct position based on their ideology or party preference.

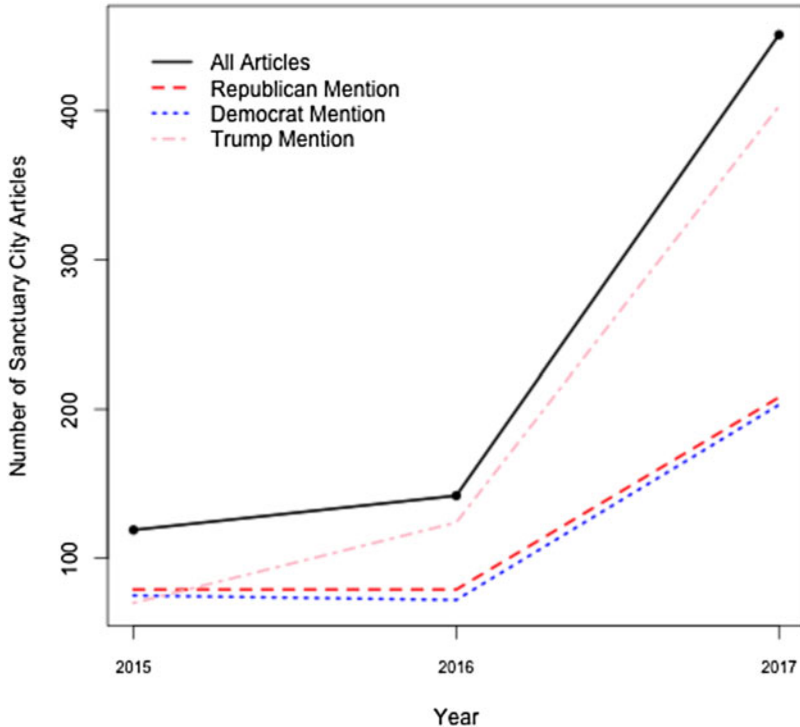


FIGURE 2. Sanctuary city media coverage from 2015–2017 increased in salience massively with the election of Donald Trump. Over time, Trump increasingly becomes identified with the issue.

Given that the modern-day GOP is considered more anti-immigrant in policy orientation than previously (Brader, Valentino, and Suhay 2008; Citrin and Wright 2009; Miller and Schofield 2008), we should expect some sorting on sanctuary policy consistent with the pre-existing relationship between party identification and immigration policy attitudes. Abrajano and Hajnal (2015) show that those with anti-immigrant attitudes are more likely to identify as Republican, whereas Democrats hold disproportionately pro-immigration attitudes. Reny, Collingwood, and Valenzuela (2019) show that racial and immigration attitudes disproportionately explain vote-switching (From Obama to Trump, or from Romney to Clinton) in the 2016 election. Given President Trump's bullish political style and introduction of new harsh anti-immigrant policies, Democratic respondents may learn to oppose Trump's preferred policy stances—especially policies related to immigration. Specifically, attitude

change concerning sanctuary cities is likely characterized by extreme negative partisanship (Abramowitz and Webster 2016). Thus, we expect to see a learning/sorting on partisan identity from 2015 to 2017—especially for Democrats. We expect that party will constrain attitudes on sanctuary cities much more dramatically in 2017 than in 2015, after voters had “learned” their correct partisan position based on media coverage and the rhetoric of Trump and other GOP presidential contenders in 2015.

Beyond party identification, however, extensive research indicates the overwhelming influence that racial attitudes and racial group membership have on constraining opinion on policy matters explicitly or implicitly connected to race and ethnicity (McClain *et al.* 2009; Mendelberg 2001; Parker and Barreto 2014; Tajfel 2010). Dawson (2003) developed the term, *Black Utility Heuristic* to explain why black voting for the Democratic Party was rational given the overriding influence race has on most black Americans’ lives. In addition, Sanchez and Masuoka (2010) and Sanchez (2006) show that Latina/os do exhibit variations of pan-ethnic linked-fate. More recent research has begun to establish the growth of white identity in American politics and how many whites now view themselves equally if not more so discriminated against than minorities (Gest 2016; Hutchings *et al.* 2011; Jardina 2014; Major, Blodorn, and Major Blascovich 2016; Schildkraut 2017). Moreover, research indicates that whites high in racial identity were strongly supportive of Trump (Schaffner, MacWilliams, and Nteta 2018).

Recent research has shown that the party system may be further realigning around ethnicity and immigration (partly as a function of white status threat (Craig and Richeson 2014; Mutz 2018) and demographic growth (Ramírez 2013)), much as it did around race post-1965 (Carmines and Stimson 1989; Jardina 2014; Schickler 2016). Abrajano and Hajnal (2015) convincingly show that as the Latina/o population has grown and the Democratic Party has begun to make appeals to this group (Barreto, Collingwood, and Manzano 2010; Barreto and Nuño 2011; Collingwood, Barreto, and Garcia-Rios 2014), whites—especially blue-collar whites (Reny, Collingwood, and Valenzuela 2019)—have begun to move into the GOP, as have those who are less supportive of immigration (Abrajano and Hajnal 2015). Recently, Ostfeld (N.d.) (2018) shows that Democratic outreach to Latinos reduces white support for Democratic candidates. Given that sanctuary cities are explicitly connected to immigration, and hence a racialized policy domain, it is plausible that—all else equal—whites learn to take the correct “white” position (anti-sanctuary city) and Latinos and Asians—given these groups’ close

connection to the immigration experience—learn the correct position (pro-sanctuary city). Blacks, due to historical exclusion and experience as targets of punitive racial policy, may disproportionately learn to support sanctuary policy. If racial learning is true—blacks should recognize sanctuary policy as a racialized policy area and connect opposition to sanctuary cities as consistent with other anti-minority and anti-black policies that have been enacted throughout the course of American history. Indeed, as Gonzalez O'Brien (2018) demonstrates, among blacks, criminal stereotypes of undocumented immigrants are less likely to play a role in immigration attitudes than they do for whites.

Thus, given the competing role that racial attitudes and racial group membership play in attitude development and voting, it seems entirely plausible that on the one hand whites—on average—will connect sanctuary cities with something that benefits Latinos and other immigrant communities and not themselves. This is consistent with the recent work by Casellas and JordanWallace (2018), which finds that whites who do not believe they enjoy an advantage in the United States are more likely to support collaboration between local police and federal officials on immigration enforcement. On the other hand, Latinos and Asians will begin to see sanctuary policy as something that broadly benefits them given these communities' close ties to the immigrant experience.

The primary test in this article is to assess whether respondents' public opinion change from time 1 (2015) to time 2 (2017) on sanctuaries/sanctuary cities/sanctuary policy is a feature of partisan learning, racial/ethnic learning, or some combination of the two. Thus far, with the exception of Casellas and JordanWallace (2018) and Collingwood and O'Brien Gonzalez (2019), there is little work assessing correlates of sanctuary attitudes. However, this does not account for learning, either partisan or racial. If whites are less likely to support cooperation between local and federal authorities when they believe they enjoy racial advantages, this suggests that this would be a learned position. However, whites who are progressive on issues of race will need to "learn" that sanctuary policies are linked to "liberal" social justice positions. Similarly, while Casellas and Jordan Wallace (2018) show that partisanship is a significant predictor of attitudes on sanctuary/anti-sanctuary policies, it is not clear if the effect of partisanship has increased as the two parties increasingly took up sides on the issue. Were Democrats more or less supportive of these policies before opposition became linked to Trump? Did Republicans become more anti-sanctuary as a result of the GOP's increasing position-taking on sanctuary?

Since sanctuary policies have only recently reemerged as a salient public issue, it is important to understand how the public comes to a decision in whether to support or oppose sanctuary. If racial learning is occurring, Latinos and blacks should become more supportive of these policies as they become part of the wider debate on race/ethnicity, while whites should similarly become more opposed. However, the strident tone adopted by Trump on immigration and sanctuary, as well as his polarizing effect as both a candidate and president, suggests that position-taking on sanctuary cities may have little to do with race, but instead simply be a function of partisan learning.

As we show below, we find strong and consistent evidence for partisan learning, but find little evidence of racial/ethnic learning. While Latinos, Asians, and blacks become more pro-sanctuary from 2015 to 2017, which might be suggestive of racial/ethnic learning, so do whites. In other words, all racial groups more or less move toward a pro-sanctuary position by 2017; but only Democrats—and not Republicans—move in that direction.

SANCTUARY IN CA AND TX—TWO CASE STUDIES

We draw on four different surveys from two of the nation's most populous states: CA and TX. Both states share a border with Mexico and have sizable Latino populations, but are politically distinct. CA is a solidly blue state, whereas TX is solidly red. This lets us look at how racial and partisan learning occurs in two states where sanctuary policies would be of high salience and in both there are public opinion polls that ask respondents' sanctuary policy attitudes in 2015 and 2017.

In CA—the nation's most populous state—Democratic governor Jerry Brown provided strong support for sanctuary cities despite previously opposing such city policies,⁹ and leading Democrat Senate President Pro Tem Kevin de León proposed a bill to make the whole state an undocumented immigrant sanctuary.¹⁰ Senate Bill 54 (the California Values Act, which became law) limits state and local law enforcement's ability to cooperation with federal ICE agents, amounting to a sanctuary policy for the entire state.¹¹ The bill passed on a party-line vote with all Democrats supporting it and the GOP in opposition.¹²

In TX—the nation's second most populous state—Republican lawmakers and the GOP governor moved in the opposite direction: attacking local jurisdictions that were considering adopting sanctuary policies, as well as

Travis County (Austin), where ICE detainees were not being honored for low-level offenders. Senate Bill 4 (SB4), which ultimately became law in TX on May 7 2017, attaches Class A misdemeanor charges to non-compliance with federal immigration policies and ICE detainees by individuals, as well as civil financial penalties. It also permits local law enforcement to inquire into the immigration status of anyone legally detained.¹³

SB4, if it continues to survive legal challenges, will be one of the toughest immigration laws in the nation and the debate over the bill recalled earlier ones on Arizona's SB-1070, which would have allowed local police to inquire into immigration status during routine traffic stops.¹⁴ In the debate in the Texas House of Representatives, GOP proponents of the bill hewed to the crime narrative, arguing that the legislation only targeted dangerous criminals and was simply meant to ensure compliance and cooperation with federal laws. Democratic opponents pointed out that the bill could lead to racial profiling since it allows officers to inquire into immigration status and that it also would increase fear of police in immigrant communities, leading to decreased crime reporting, cooperation, and health care use (Pedraza, Cruz Nichols, and LeBron 2017).¹⁵ Given that politics in TX is largely aligned along racial lines—both at the mass public and institutional level—¹⁶ party and race are potentially conflating how voters employ these respective cues to “learn” position-taking. Hence, this paper clarifies whether partisan or racial “learning” predominates among the mass public.

Hypotheses

The forgoing discussion lends itself to two hypotheses, which we evaluate below with two studies.

- **H1 Partisan Learning:** Party identification will cleave sanctuary city opinion more in 2017 compared to opinion in 2015. Specifically Democrats will become dramatically more supportive of sanctuary cities from 2015 to 2017.
- **H2 Racial/Ethnic Learning:** Ascriptive racial/ethnic group identity will cleave sanctuary city opinion more in 2017 compared to opinion in 2015. However, this hypothesis has several sub-hypotheses:
 - (A) Whites/Anglos will become more opposed to sanctuary cities in 2017 than in 2015.
 - (B) Latinos will become more supportive of sanctuary cities in 2017 than in 2015.

- (C) Blacks will become more supportive of sanctuary cities in 2017 than in 2015.
- (D) Asians will become more supportive of sanctuary cities in 2017 than in 2015.

DATA AND METHODS

We rely on four surveys to evaluate our two hypotheses: (1) two fielded in CA (2015 and 2017, respectively); (2) two fielded in TX (2015 and 2017, respectively). While these two states are not necessarily generalizable to the full U.S. adult population, they are the two largest states, with exceedingly diverse populations, and many large cities. Importantly, the sanctuary debate became highly salient in both states during our period of study. In many ways, CA and TX represent the growing schism on sanctuary city and immigration politics at the state-level. Tables 3 and 4 in the Appendix provide descriptive statistics for the two datasets.

To the extent possible we conduct the same analyses in both states, to provide consistent tests of our hypotheses, and also to enhance reliability. That said, we are limited by the survey items available. Furthermore, the questions asking about sanctuary cities are different in both states, and indeed, differ across years in the CA surveys. To the extent possible, we control for these differences in our analytic approach, and provide several robustness checks to ensure sound conclusions. Besides, our analytical comparisons are within the state, so while our point estimates from one state may differ from the point estimates in another state as a consequence of question wording, the differences across years within the state are relative to one another so are internally valid.

Study 1: CA

In August 2015, the Institute for Governmental Studies at the University of California, Berkeley, fielded a representative poll of CA adults, which included several questions about sanctuary cities, along with a host of other questions and demographic items.¹⁷ Survey Sampling International (SSI) fielded the survey, weighting the data by gender, race/ethnicity, education, and age to match adult Census proportions within the state. The total sample size is 1,098 respondents, producing a margin of error of ± 3 percentage points at the 95% confidence level.

The second CA survey fielded March 13–20 2017, and included a sample of $n = 1000$ respondents with a margin of error of about ± 3 percentage points at the 95% confidence level. YouGov, an online sampling and interviewing platform, collected the data. The firm employs propensity score matching to ensure a representative sample of CA voters.¹⁸ The two surveys were then pooled to create an overall dataset of 2,090 respondents (2015 $n = 1098$, 2017 $n = 992$).

All question items in the two surveys are asked and coded in the same way. [Figure 3](#) presents the distribution of sanctuary city attitudes by year. Clearly, Californians became much more supportive of sanctuary cities between 2015 and 2017, with just 26.5% of respondents supporting sanctuary policy in 2015, but 52% supporting sanctuary cities in 2017. However, there are some differences in question wording, which we note in footnotes and in the Appendix. The dependent variable reads:

Under California law, local jurisdictions like cities and counties can ignore requests from federal authorities to detain illegal immigrants who have been arrested and are about to be released. Do you believe that local authorities should be able to ignore a federal request to hold an illegal immigrant who has been detained?—Yes, local authorities should be able to ignore these federal requests (1); No, local authorities should not be able to ignore these federal requests (0).¹⁹

To assess our hypotheses of partisan and racial learning, we include items on partisanship, racial identification, and a dummy variable for year of survey (0 = 2015 respondent, 1 = 2017 respondent). Party identification is a standard three-item question scaled accordingly: Strong Democrat (1), Somewhat Democrat (2), Weak Democrat (3), Independent (4), Weak Republican (5), Somewhat Republican (6), Strong Republican (7). [Figure 4](#) presents the overall distribution of party identification. Forty-four percent (44%) of respondents identify as Democrats (punch 1 and 2), 32% independents/decline to state (punch 3–5), and 25% as Republican (punch 6–7).

Both surveys asked voters to identify their race, as either: Asian/Pacific Islander (12%), black (6%), Latino (25%), Native American/Alaska Native/other (7%), or white/Anglo (53%). We crafted dummy variables of these nominal categories, leaving white out of the model as the comparison group. [Figure 5](#) presents the self-reported race distribution.

In CA, 25% of respondents are Latino.²⁰ However, only the 2017 data include questions about Spanish language capacity, nativity, and

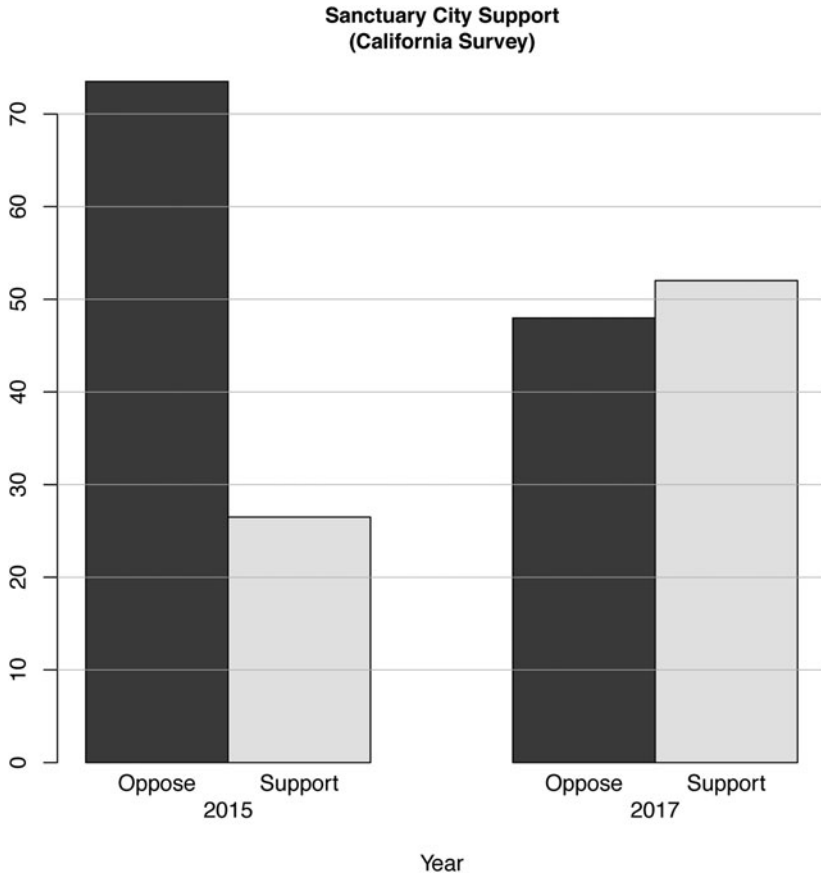


FIGURE 3. California: Distribution of sanctuary attitudes, for the two California surveys. Clearly, between 2015–2017, Californians became much more supportive of sanctuary policy.

generational status. Thus, we present a basic partisan and socioeconomic descriptive analysis among all Latinos in our 2015–2017 data, then a 2017 breakout analysis regarding specific ethnicity/immigration variables.

Overall, 52% of CA Latinos report Democratic party identification, 18% Republican, and 31% decline to state/independent. About 11.5% of Latinos report having a 4-year college education or higher, which is similar to the 2017 American Community Survey's (ACS) 13% (for those 25 years or older).

Turning to just the 2017 IGS survey, 14% of Latinos self-identify as white, 43% indicate they speak Spanish primarily or both Spanish and

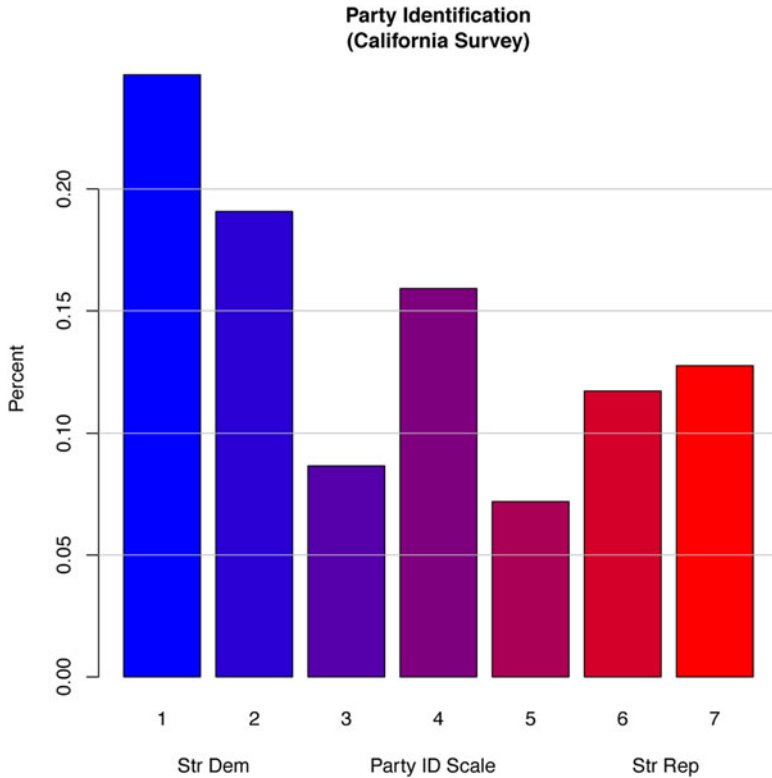


FIGURE 4. California: Distribution of party identification across the combined California surveys.

English equally, 26% are foreign-born, and 67% have one or both parents born abroad. The sample is a bit different than ACS data, which indicates 34% of CA Latinos are foreign-born.

To evaluate the two learning models, we interact Party Identification \times Year 2017, Latino \times Year 2017, Black \times Year 2017, and Asian \times Year 2017.²¹ The literature clearly suggests the potential for a white identity racial-learning framework (Jardina 2014), a Latina/o and Asian identity racial-learning framework (Sanchez 2006; Sanchez and Masuoka 2010)—when it comes to the issue of immigration, and a racial heuristic learning for blacks (Dawson 2003). To provide support for these hypotheses, we expect statistically significant interaction terms and post-estimation predicted probability simulations that show a clear divergence for party and race from time 1 to time 2.

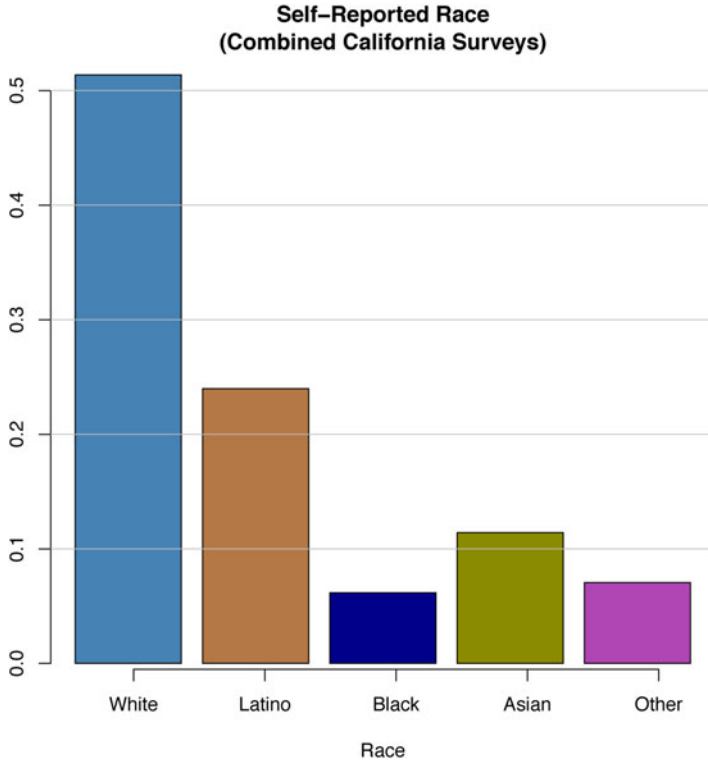


FIGURE 5. California: Distribution of self-reported race, for the two combined California surveys.

We include the following control variables available in the surveys: gender, education, age, income, race/ethnicity, Catholic identification, as well as dummy variables for splits in each survey. Both surveys contain respondent zip-code, which are used to generate two additional variables. First, we cross-walked zip-code to city using the “noncensus” package in R (Ramey 2014), and generated a dummy variable for whether the respondent lives in a sanctuary city (1) or not (0), according to Gonzalez, Collingwood, and El-Khatib (2017). Second, for some robustness checks, we examine whether zip-code percent Hispanic influences respondents’ likelihood of supporting sanctuary cities. All coding is included in the Appendix.²² Finally, because our dependent variable is coded as a binary, we employ logistic regression as our statistical modeling technique.

To begin our analysis, we present results from a baseline (non-interactive) pooled logistic regression model, which is shown in column

1 in [Table 1](#). It is important to note this model does not test our hypotheses, but rather is presented for transparency purposes. The model's results suggest that overall attitudes toward sanctuary cities are guided by party identification, age, gender, and race (blacks report greater overall opposition to sanctuary cities relative to whites, whereas Latinos indicate greater levels of support).

Specific to our hypotheses, column 1 reports that for every one unit change in partisanship (1–7 Strong Democrat to Strong Republican scale), the log odds of supporting sanctuary cities decreases by $-.362$. Relative to whites, Latinos' log odds of supporting sanctuary cities changes by $.251$, Asians' log odds of supporting sanctuary cities changes by $-.06$, and blacks' log odds of supporting sanctuary cities changes by $-.43$. Finally, relative to 2015 respondents, 2017 respondents' log odds of supporting sanctuary cities is increased by 1.148 . Interestingly, respondents living in sanctuary cities in 2015 and 2017 are not statistically more likely to support or oppose sanctuary policy, which likely speaks to the nationalization of the issue.

The results from column 2 clearly demonstrate support for the partisan-learning hypothesis as the product term is statistically significant and substantively large. Specifically, if we set the 2017 dummy to 0 (2015), we estimate the log odds of supporting sanctuary cities decreases by $-.098$ for every one unit change in party identification. For 2017, we estimate the log odds of supporting sanctuary cities decreases by $-.596$ (Party ID \times 2017 Dummy + Party ID base term) log odds for a one unit change in party identification.

We do not, however, produce any statistical evidence in support of the racial-learning hypothesis (for either the Latino, black, or Asian product terms, respectively). Therefore, we do not assess the racial product terms in the same manner as above because the reported coefficients are statistically indistinguishable from zero. However, we present a very clear graphical output in [Figures 6](#) and [7](#) that support our tabular presentation.

To more cleanly evaluate the partisan-learning hypothesis, we simulated expected probability outcomes on support for sanctuary policy as a function of changes to partisan identification. [Figure 6](#) presents the results of this Monte Carlo simulation: In 2015, party identification barely constrained public opinion on the topic, as strong Democrats were marginally more positive on sanctuary policy than were strong Republicans. However, by 2017, strong Democrats now had an expected probability of supporting sanctuary policy over $.75$, whereas Republicans became slightly more opposed to sanctuary cities than they had been previously. This provides strong

Table 1. Predictors of public opinion on sanctuary cities in CA, 2015–2017 Pooled Model. “Do you believe that local authorities should be able to ignore a federal request to hold an illegal immigrant who has been detained? Yes, local authorities should be able to ignore these federal requests (1). No, local authorities should not be able to ignore these federal requests (0)”

| | Dependent variable | |
|--|--------------------|--------------------|
| | Sanctuary support | |
| | (1) | (2) |
| Party identification 7-point (Dem–Rep) | –.362*** (.027) | –.098*** (.037) |
| Female | –.313*** (.106) | –.320*** (.109) |
| Education (low–high) | .058 (.046) | .057 (.048) |
| Age | –.263*** (.039) | –.274*** (.041) |
| Latino | .251* (.136) | .380** (.193) |
| Black | –.429* (.234) | –.075 (.371) |
| Asian | –.055 (.174) | –.059 (.221) |
| Race: other | .105 (.196) | .162 (.201) |
| Catholic | –.155 (.128) | –.133 (.132) |
| Income: medium | –.068 (.129) | –.013 (.132) |
| Income: high | –.240 (.158) | –.207 (.163) |
| Income: missing | –.198 (.188) | –.173 (.195) |
| B Split 2015 | –.322** (.150) | –.289** (.145) |
| B Split 2017 | .241* (.141) | .307** (.154) |
| Lives in Sanctuary city | .067 (.128) | .111 (.132) |
| 2017 dummy | 1.148*** (.146) | 2.716*** (.244) |
| Party ID × 2017 dummy | | –.499*** |

| | Dependent variable | |
|-----------------------|--------------------|---------------------------|
| | Sanctuary support | |
| | (1) | (2) |
| Latino × 2017 dummy | | (.055) -.230 (.257) |
| Black × 2017 dummy | | -.693 (.479) |
| Asian × 2017 dummy | | -.052 (.357) |
| Constant | .875*** (.253) | .055 (.279) |
| Observations | 2,083 | 2,083 |
| Log likelihood | -1,141.967 | -1,099.166 |
| Akaike Inf. Crit. | 2,317.935 | 2,240.331 |
| Pseudo R ² | .17 | .20 |

Note: * $p < .1$; ** $p < .05$; *** $p < .01$.

evidence for a partisan-learning model, given how the debate of the issue—and the media coverage thereof—shifted between 2015 and 2017.

While the results in [Table 1](#) do not support a racial-learning model, we nevertheless conducted a similar simulation evaluation as with the partisan-learning approach to ensure transparency. [Figure 7](#) presents the findings from a similar analysis (because the independent variable is binary we do not simulate a range). To show effects for racial learning, we would anticipate whites to drop in support of sanctuary policy/cities from 2015 to 2017, and for Latinos, Asians, and blacks to show above mean increases in support from 2015 to 2017. However, as the graph demonstrates, whites, Latinos, Asians, and blacks move in support of sanctuary cities in almost uniform slopes. This would explain why the interaction terms in the aforementioned model are not statistically significant. These results are inconsistent with a racial-learning model. While both Latinos, Asians, and blacks “learned” to support sanctuary cities, they did not do so any more than did whites. We cannot conclude that racial/ethnic identity drove the mass public’s sanctuary city policy learning. Therefore, in CA we find strong support for the partisan-learning theory of public opinion on sanctuary cities. As the parties cleaved on this issue, Californians appear to have “learned” the correct position on

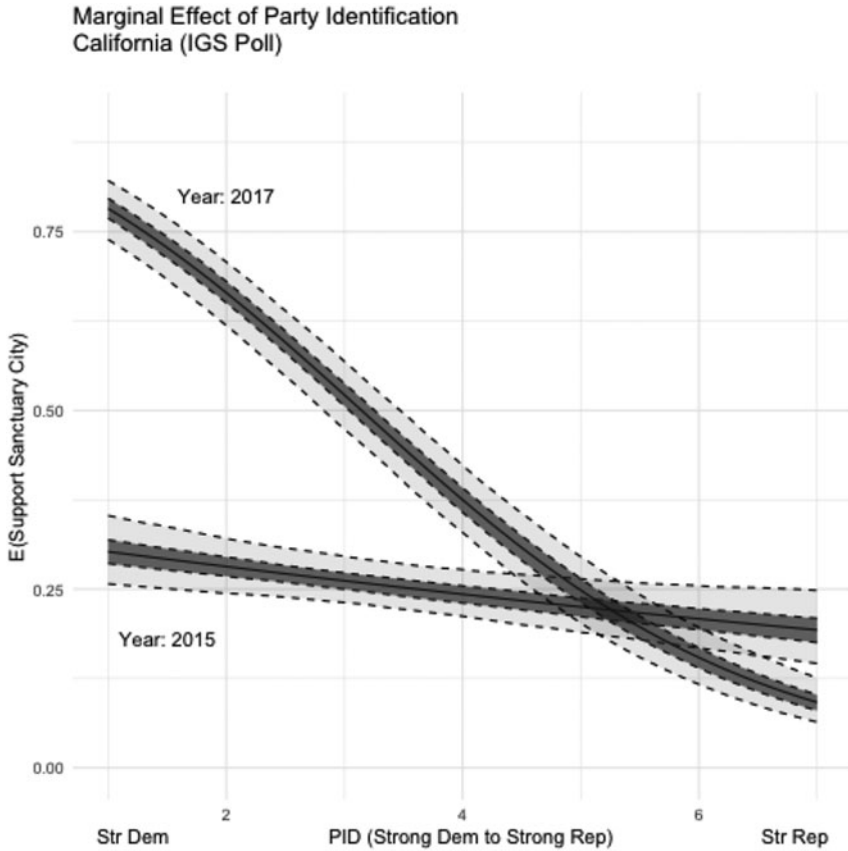


FIGURE 6. California: Simulations predicting support for sanctuary cities, marginal effect of party identification in 2015 versus 2017.

this issue based on the party they identified with and were more likely to adopt their party's "correct" position in 2017 than they were in 2015, when there were not the same stark divisions between the parties.

Unfortunately, neither of the CA surveys includes items about linked fate or level of psychological racial identity. Nor do we have individual items that might adequately proxy for identity. However, because the surveys contain zip-codes for almost all respondents, we can further use percent Hispanic to test the racial-learning hypothesis. Relative to Latinos living in low percent Hispanic areas, it is possible that Latinos living in high percent Hispanic areas are more likely to "learn" from 2015 to 2017. This is a feasible moderated test of the learning model

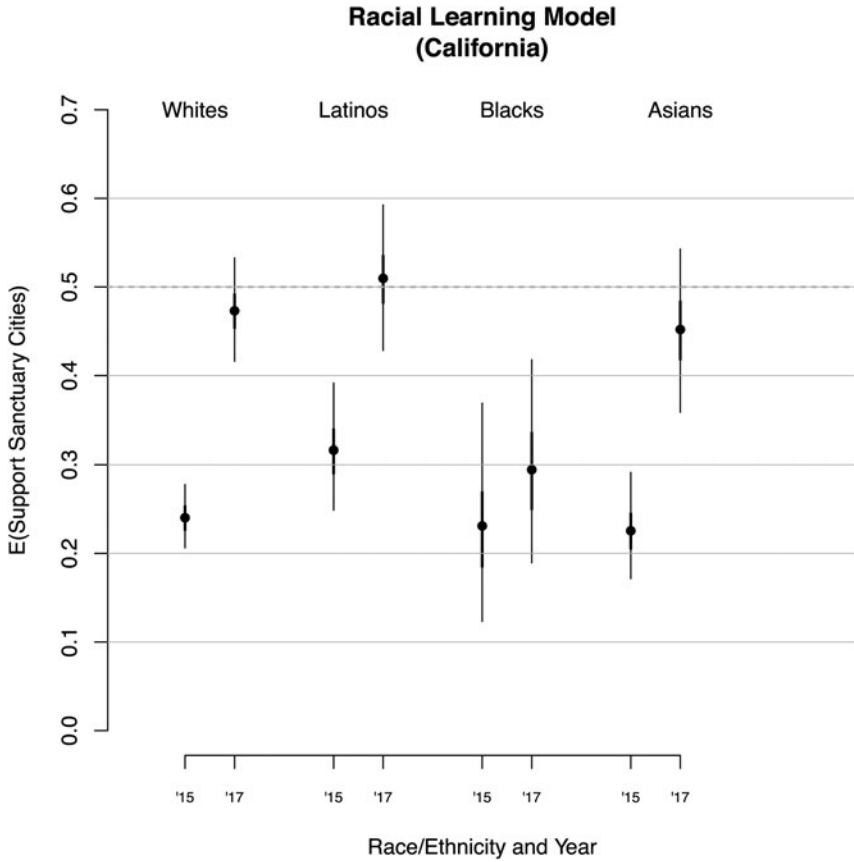


FIGURE 7. Simulations predicting support for sanctuary cities, marginal effect of white versus Latino identification in 2015 versus 2017, California. Results run counter to a racial learning model.

given that the context can proxy for individual-level ethnic attachment (Valenzuela and Michelson 2016). That is, we could at least say that individual-level racial attachment might provide additional racial learning that is above and beyond that observed with partisan learning.

Table 7 in the Appendix assesses this possibility. The model is subset to CA Latinos only. We then merged our survey data with the zip-code level percent Hispanic data from the 2015 ACS. To further test our racial/ethnic-learning hypothesis, we might anticipate that an interaction between year and percent Hispanic would be statistically significant. That is, Latinos living in high-density Hispanic zip-codes should be

more likely to “learn”—all else equal—based on race/ethnicity than Latinos living elsewhere and should become even more pro-sanctuary as a result. We include product terms for PID \times Year 2017 and Percent Hispanic \times Year 2017. Table 7 finds no evidence for a sanctuary racial/ethnic-learning process among Latinos, as both the base and product terms are effectively 0 and not statistically significant. However, we find continued evidence for a partisan-learning hypothesis among Latinos, as evinced by the statistically significant Party ID \times Year product term.

Our main focus is on partisan learning versus racial/ethnic learning, in general, thus, our analysis relies upon main effects for party identity and for race. While the results are very clear for party, we find no statistically significant effects on race/ethnic learning. However, might there be some heterogeneity with whites, i.e., perhaps some whites learned the “correct” position and moved more against sanctuary cities from T1 to T2. This is suggested by Casellas and Jordan Wallace (2018)’s finding that white support for cooperation between local and federal officials is based on perceptions of white racial advantage. If any group of whites would move against sanctuary cities, it would be Republicans. Thus we subset our analysis to just white Republicans and then all other racial groups. Table 8 in the Appendix shows that the interaction between Latino \times Year 2017 presents null findings. Republican whites are not moving against sanctuary cities from T1 to T2, rather they are staying put if possibly inching upwards in support.

Basic cross-tabs further support our analyses. We subset the data to just Anglos and Latinos. Then we further subset by partisanship and examine the change in sanctuary attitude across the two surveys (2015–2017). Table 9 in the Appendix shows white Democrats moving strongly in support of sanctuary cities from 24% support in 2015 to 79% support in 2017 ($\chi^2 = 153$, $p < .001$). In Table 10 in the Appendix, white Republicans effectively do not change attitudes at all across the same time period, with 13% supporting sanctuary cities in 2015 and 13% in 2017 ($\chi^2 = .006$, $p = .937$). These voters simply do not need to learn what policy attitude to take because their attitude is already stable (Oskooii, Dreier, and Collingwood 2018). Thus, even in the white group that should theoretically be most likely to follow a racial-learning model, we do not observe such patterns.

Latino partisans exhibit similar patterns as their Anglo counterparts. As shown in Table 11 in the Appendix, Latino Democrats shift by about 40% percentage points from 2015 (37%) to 2017 (77%). As shown in Table 12 in the Appendix, Latino Republicans also shift in a more pro-sanctuary

direction but only by seven percentage points, a shift that is not statistically significant ($\chi^2 = .8, p = .371$). Overall, then, these subset cross-tabulations show that both Anglo and Latino partisans move in the same direction from time 1 to time 2. That is, Anglo and Latino Democrats move together, and Anglo and Latino Republicans stay together.

Study 2: TX

To provide greater generalizability and reliability to our CA findings, we replicated our analysis with two publicly available polls in TX fielded by the Texas Tribune/University of Texas in 2015 and 2017, respectively. The first poll fielded between October 30 and November 8 2015, and surveyed $n = 1200$ adults, with a margin of error of ± 2.83 percentage points. The second survey fielded on February 3–10 2017, with an overall $n = 1200$.

The surveys were both online opt-in panels fielded by Yougov, a firm that uses a well-established and reliable propensity score matching algorithm, which balances the sample on age, gender, education, ideology, party identification, and race/ethnicity to create a representative sample (Vavreck and Rivers 2008).

Of particular note, 27% of our respondents are Latino, which is similar to the 2018 TX exit polls showing 26% of voters as Latino.²³ Unfortunately, the surveys do not ask respondents whether they speak Spanish, only whether the respondent completed the survey in Spanish. Overall, just 6% of Latino respondents took the survey in Spanish. Twelve percent (12%) of Latino respondents report being born in another country, compared to 29% in the ACS. Twenty percent (20%) of TX Latino respondents report a 4-year college degree or higher, compared to 14% in the ACS. The mean age of Latino respondents is 43, compared to 28 for ACS.

Between the two fielding periods, a raucous debate on sanctuary cities emerged in the TX legislature. Republican governor, Gregg Abbott, supported a bill (SB4) designed to void any and all sanctuary city policies in the state; however, Democrats fought back during debates on the House floor.²⁴ Thus, it seems reasonable that significant amounts of partisan learning occurred in TX from time 1 to time 2 based both on Governor Abbott's position and Trump's rhetoric at the national level.

Our analytic approach is similar to our approach in CA; thus we keep the discussion about data coding to a minimum. The dependent variable, however, is asked differently: "In so-called 'sanctuary cities,' local law

enforcement officials do not actively enforce some federal immigration laws. Do you approve (1) or disapprove (0) of city governments that choose not to enforce some immigration laws?" Figure 8 displays the sanctuary city approve/disapprove distribution across the 2 years.

Again, our main independent variables are party identification (seven-point), racial identification (Latino, black, Asian versus white/Anglo), and survey year (2017). Figures 9 and 10 provide party id and race distributions. We include controls for gender, education, age, income, religion: Catholic, interview taken in Spanish, and foreign-born. All coding and question wording appear in the Appendix. Because our dependent variable is coded as 0–1, we estimate pooled logistic regression models.

In addition, we augmented the individual-level survey data with ICE detainer request data at the county level from the TRAC Immigration website.²⁵ The data contain historical ICE detainer requests and refusals by county from 2003 to 2015, aggregated to the county. For each county, we have the total number of detainer requests, and the number declined. Only two counties declined more than 10 requests: Travis (10) and Bexar (11).²⁶ To account for the full range of declined requests—with the idea that the more requests the more likely the county is operating as a quasi-sanctuary county—we include a logged measure of declined requests as a separate covariate into our regression models. The variable ranges from 0 to 2.4.

Following a similar analytic strategy as above, column 1 in Table 2 presents our baseline estimates: party identification, age, education, race (Latino, black, Asian), foreign-born, living in a quasi-sanctuary county, and year 2017 are strongly predictive of sanctuary attitudes. Specific to the variables employed to test our two hypotheses, for every unit increase in party identification (1–7, Democrat to Republican) the log odds of supporting sanctuary cities declines by $-.748$. Compared to respondents in 2015, the log odds of supporting sanctuary cities for 2017 changes to $.831$. Likewise, relative to white/Anglo respondents, Latinos' log odds of supporting sanctuary cities changes to $.679$; and blacks decrease to $-.632$.

Column 2 in Table 2 adds product terms for Party Identification \times Year 2017, Latino (with white as a comparison group) \times Year 2017, Black \times Year 2017, and Asian \times Year 2017.²⁷ If the two learning models are correct, we should observe statistically significant product coefficients, along with a divergence by party and race/ethnicity, respectively, between 2015 and 2017 in our Monte Carlo simulation plots. As with CA, the results provide support for the partisan-learning model, while the racial-learning model is not confirmed. The log odds of supporting

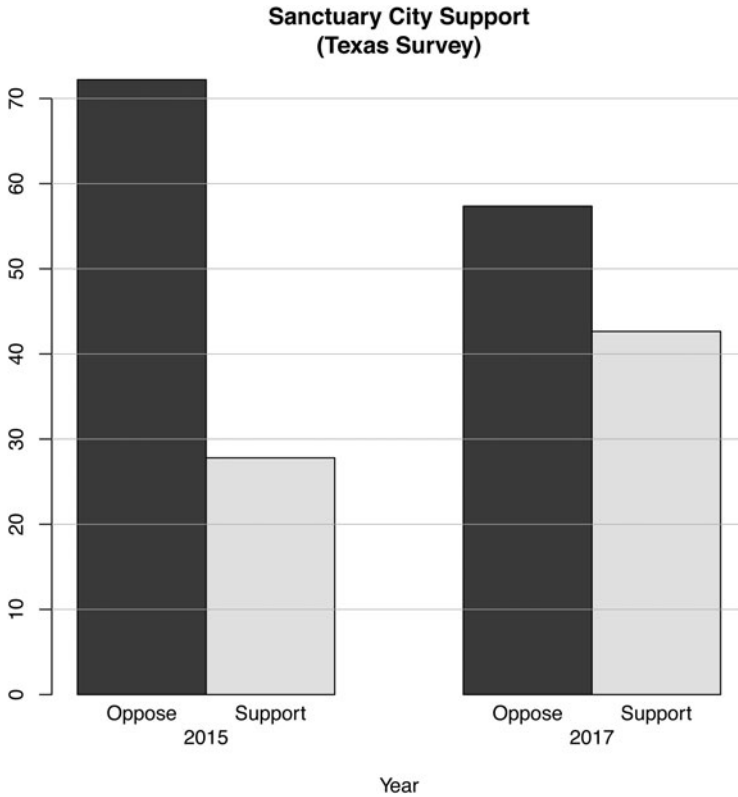


FIGURE 8. Texas: Distribution of sanctuary attitudes, for the two Texas surveys. Clearly, between 2015–2017, Texans became more divided on sanctuary opinion.

sanctuary cities in 2015 decreases $-.678$ for every one unit increase in partisanship, whereas that number drops to $-.8$ in 2017.

In 2015, relative to whites, Latinos change in log odds of supporting sanctuary cities is $.81$. This relative number does not statistically change in 2017 as the Latino \times Year 2017 product term is not statistically significant. We see a similar result for Asian. However, the coefficient for blacks’ main effect and product terms are statistically significant. For 2015, relative to whites, blacks’ log odds of supporting sanctuary cities changes by $-.987$. Black respondents are the least supportive of any group. However, by 2017, blacks become more supportive of sanctuary cities such that their change in support is higher relative to whites’ change in support (2017 log odds changes to $-.31$). Thus, while blacks’ support of sanctuary cities remains lower than that of other groups, they became disproportionately more

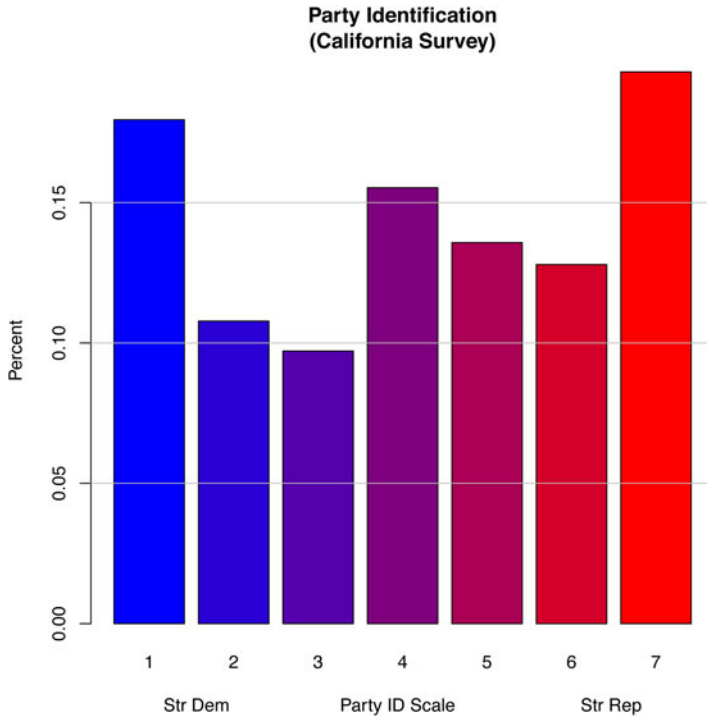


FIGURE 9. Texas: Distribution of party identification across the combined Texas surveys.

supportive of sanctuary cities from time 1 to time 2. Nonetheless, in conjunction with our partisan findings, the analysis provides no support for a racial-learning theory as specified.

To further clarify our results, we conducted post-estimation Monte Carlo simulations for our key variables of interest. Figures 11 and 12 pictorially demonstrate why the partisan-learning model is confirmed and why the racial-learning model is falsified.²⁸ Figure 11 replicates the post-estimation Monte Carlo simulation plots presented in the CA analysis. While the trends are the same in TX as in CA (asymmetric learning for Democrats), the shift in support among Democrats is not as extreme. Likewise, Figure 12 shows all racial groups becoming more supportive in 2017 relative to 2015. Overall, these findings are entirely consistent with the CA findings.²⁹ Overall, then, we find strong and consistent support for a partisan-learning model but not for a racial-learning model. The next section evaluates some potential validity threats to our conclusions.

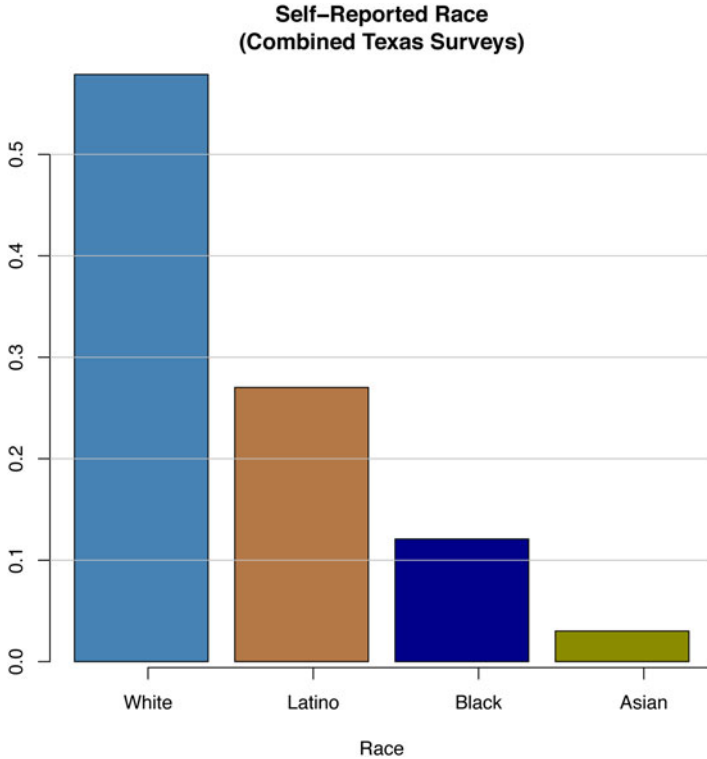


FIGURE 10. Texas: Distribution of self-reported race across the combined Texas surveys.

As with our CA analysis, we next present the results subset to white Republicans and minority respondents. Here, there might be some white heterogeneity, i.e., perhaps some whites learned the “correct” position and moved more against sanctuary cities from T1 to T2. If any group of whites would move against sanctuary cities, it might be Republicans. Table 14 in the Appendix presents the TX results for this analysis. The interaction between Latino/Black/Asian \times Year 2017 presents null findings, indicating that Republican whites are not moving against sanctuary cities from T1 to T2, rather they are staying put if possibly inching upwards in support.

As with CA, we subset the data to just whites and Latinos, then further subset by partisanship and examine sanctuary attitude change across the two surveys. Table 15 in the Appendix shows white Democrats moving in support of sanctuary cities from 61% support in 2015 to 80% support

Table 2. Predictors of public opinion on sanctuary cities in TX, 2015–2017 pooled model: “In so-called sanctuary cities, local law enforcement officials do not actively enforce some federal immigration laws. Do you approve (1) or disapprove (0) of city governments that choose not to enforce some immigration laws?”

| | Dependent variable | |
|---|--------------------|--------------------|
| | Sanctuary support | |
| | (1) | (2) |
| Party identification 7-point (Dem–Rep) | –.748*** (.035) | –.678*** (.050) |
| Female | –.038 (.123) | –.047 (.123) |
| Education (low–high) | .197*** (.065) | .194*** (.065) |
| Age | –.334*** (.048) | –.343*** (.048) |
| Latino | .679*** (.168) | .811*** (.220) |
| Black | –.632*** (.187) | –.987*** (.278) |
| Asian | .244 (.312) | .210 (.484) |
| Catholic | –.156 (.161) | –.147 (.161) |
| Income medium | .241 (.150) | .244 (.151) |
| Income high | .211 (.184) | .223 (.185) |
| Income missing | .100 (.206) | .096 (.207) |
| Spanish interview | .768 (.488) | .733 (.483) |
| Foreign-born | .663* (.359) | .619* (.354) |
| Year 2017 | .831*** (.123) | 1.204*** (.293) |
| Logged county detainer request refusals | .154** (.070) | .152** (.071) |
| Party Identification × Year 2017 | | –.123* (.069) |
| Latino × Year 2017 | | –.278 |

| | Dependent variable | |
|-----------------------|--------------------|--------------------|
| | Sanctuary support | |
| | (1) | (2) |
| Black × Year 2017 | | .677* (.283) |
| Asian × Year 2017 | | .046 (.630) |
| Constant | 1.885*** (.312) | 1.729*** (.341) |
| Observations | 2,072 | 2,072 |
| Log likelihood | -877.045 | -870.833 |
| Akaike Inf. Crit. | 1,786.090 | 1,781.666 |
| Pseudo R ² | .356 | .36 |

Note: * $p < .1$; ** $p < .05$; *** $p < .01$.

in 2017 ($\chi^2 = 14.07$, $p < .001$). Table 16 in the Appendix shows white Republicans become slightly more supportive across the same time period, moving from 3 to 10% ($\chi^2 = 15.18$, $p < .001$), but the movement is not as strong as that observed among Democrats. Thus, even in the white group that should theoretically be most likely to follow a racial-learning model, we do not observe such patterns.

Latino partisans exhibit similar patterns as their Anglo counterparts, although less pronounced. First, in Table 17 in the Appendix, Latino Democrats shift by about 12% percentage points from 2015 (68%) to 2017 (80%) ($\chi^2 = 4.63$, $p < .05$). Second, in Table 18 in the Appendix, Latino Republicans remain statistically unchanged, moving from 27 to 28% support ($\chi^2 = .01$, $p = .92$). Overall, then, these subset cross-tabulations show that both Anglo and Latino partisans move in the same direction from time 1 to time 2. That is, Anglo and Latino Democrats move together, and Anglo and Latino Republicans stay together. Taken together, these separate analyses provide no support for a racial-learning model.

Robustness Checks

This section provides several robustness checks to buttress our initial analysis and provide greater validity to and confidence in our findings. First,

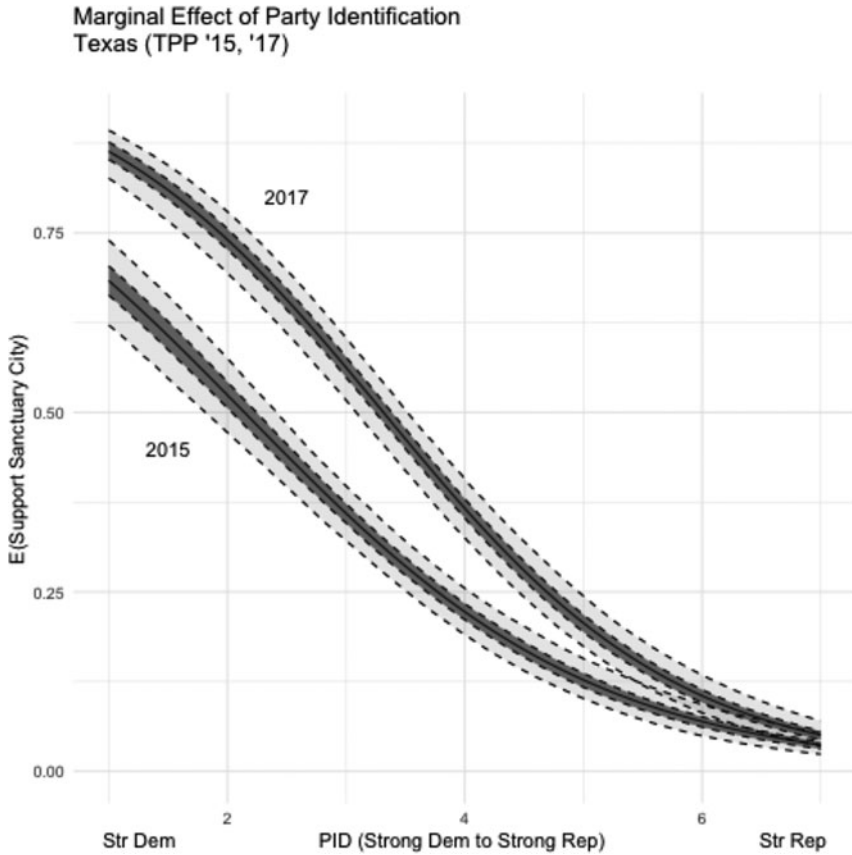


FIGURE 11. Texas: Simulations predicting support for sanctuary cities, marginal effect of party identification in 2015 versus 2017.

we modeled our data with a binomial logistic regression, with 1 = support sanctuary cities/policy, 0 = oppose sanctuary cities/policy. In doing so, we dropped people who declined to answer this question. However, this provides an opportunity to further test our hypotheses. If learning is going on, we might expect to see more don't know/refused to the sanctuary cities item in 2015 than in 2017. In TX, 17.3 and 10% in 2015 and 2017, respectively, reported “don't know” to the sanctuary cities question. The difference between the two years is statistically significant ($\chi^2 = 27.34$, $df = 1$, $p < .001$), which supports the notion that learning occurred in the population. We then model the don't knows (1 = don't know, 0 = answered the question). If partisan and racial learning occurred, we

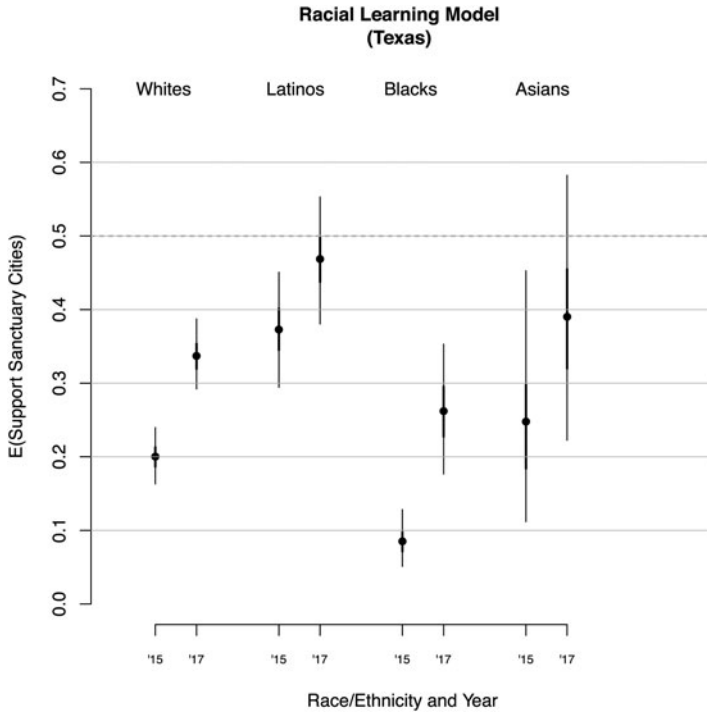


FIGURE 12. Simulations predicting support for sanctuary cities, marginal effect of white versus Latino, Black, Asian identification in 2015 versus 2017, Texas. Results run counter to a racial learning model.

should expect negative and statistically significant effects with the model’s product terms.

Table 20 in the Appendix reports the results from this analysis: there is a statistically significant negative effect for Democrat \times Year 2017, indicating that relative to Republicans, Democrats are less likely to say “don’t know” in 2017 than in 2015. Racial learning does not appear to follow the same pattern, as whites, Asians, and Latinos do not answer “don’t know” at rates differently in 2017 relative to 2015. However, relative to whites, in 2017 blacks are more likely to report “don’t know” than in 2015. Thus, if any disproportionate racial learning is going on, it is whites becoming more informed—and these voters across the board are becoming more “pro-sanctuary.” On partisanship, Democrats had less crystallized attitudes on the topic (than Republicans) in 2015, but by 2017 their attitudes became more crystallized so fewer of them responded “don’t know.” These findings further support our baseline findings.³⁰

Sanctuary cities/policies are a subset of immigration policy, and thus attitudes—once crystallized—should follow a similar structure as public opinion about immigration, generally. However, our learning argument rests on the notion (and shows) that sanctuary attitudes were not yet crystallized for Democrats, as they shifted so strongly in support of sanctuary cities by 2017, presumably due to anti-Trump, negative-partisanship reasons. However, it is possible that Democrats just shifted all immigration attitudes more favorably and that sanctuary cities are just a part of the broader shift. We evaluated this possibility by examining a deportation question (“Do you support immediate deportation of undocumented immigrants?”) asked in two TX surveys (November 2015 and October 2017). Table 21 in the Appendix shows that party identification does not interact by year indicating a lack of partisan learning on the issue. Voters were already effectively sorted on deportation (and immigration broadly) by 2015 and so did not need to learn (via their partisanship) about this immigration policy in order to sort out how they think about it.

Finally, as Kam (2005); Zaller (1992) and others have demonstrated, people with higher levels of political sophistication tend to rely less on partisanship and more on other cues, opening the possibility that more sophisticated people may rely less on party affiliation and perhaps more on race. While both surveys do not have political knowledge measures, education is available. Tables 22 and 23 in the Appendix evaluate the interaction between education and year. In CA—but not in TX—better educated voters move more toward support for sanctuary policies in 2017 compared to 2015, suggesting some sort of learning process.³¹ It is possible that better educated Latinos and whites, respectively, “learn” their “correct” racial/ethnic position. We find no evidence for this in TX; columns 2 (Anglos only) and 3 (Latinos only) in Table 23 show no significant relationship between Education \times Year 2017 for the split-sample analyses. In CA, we do see a statistically significant relationship between Education \times Year 2017 and support for sanctuary cities among Latinos-only. Well-educated Latinos are better at “learning” their correct position; but we see no such relationship for whites. Overall, these robustness checks provide strong support for our initial conclusions. The main effects of no racial learning appear to exist even among highly targeted racial subgroups.

DISCUSSION

This paper presented a fresh opportunity to examine how voters learn about new issues and what they use to guide their policy views, applied

to the context of sanctuary city policy. While political scientists have long known that partisan affiliation is the most powerful predictor of voting in candidate elections (Angus et al. 1960, e.g.), and that party identification helps shape policy attitudes when elite partisan debates are covered in the media (Dancey and Goren 2010), work has yet to examine whether this learning process operates vis-à-vis sanctuary cities/policies. Furthermore, given current partisan restructuring around race and ethnicity (Abrajano and Hajnal 2015; Gest 2016), a realistic hypothesis is that learning to take policy positions—particularly those centered around race/ethnicity—may also be partly determined by one’s race or ethnicity.

To wit, we posed two “learning” hypotheses against one another to answer the question: Does the mass public arrive at sanctuary policy preference based on partisan affiliation, racial/ethnic identification, or some combination of the two—all else equal? We tested this proposition in two states, CA and TX, with cross-sectional surveys in 2015 and 2017 (four surveys in total). The argument is that attitude crystallization on the topic—at least for Democrats—was still somewhat weak at the time of fielding and that if learning took place, then might anticipate sanctuary attitude swings by 2017, given the rancorous state and national debates around the topic (Dancey and Goren 2010). In both states, regardless of question wording, we found that attitudes in 2015 were much more anti-sanctuary than in 2017. In 2015, relatively high percentages of Democrats actually opposed the idea of city sanctuary status, broadly defined. However, by 2017, in both TX and CA, Democrats moved solidly into the pro-sanctuary camp with Republicans further entrenching their anti-sanctuary viewpoints. At the same time, while we did observe that Latina/os moved in the “correct” pro-sanctuary position, their movement was not any larger than the mean movement for voters as a whole. Furthermore, in both states, whites actually moved in a pro-sanctuary direction.

Thus, we conclude that the mass public learned their views on sanctuary cities primarily through a partisan and not necessarily racial lens. Despite the seemingly racialized nature of the issue, this may come as somewhat of a surprise, until we consider that post-Obama race and party have become increasingly conflated (Tesler 2016). Given party’s long-standing heuristic as a stand-in for voting decisions and reported policy positions, and given how the debate connected top Republicans (e.g., Trump, Abbott) with the anti-sanctuary position and top Democrats (e.g., Brown)³² supporting sanctuary policies, the findings are therefore not considerably surprising. Nonetheless, the importance of this issue has grown and therefore deserves considerable scholarly

attention, as sanctuary cities—and the immigration issue generally—ripple through the American political system in the Trump-era.

The growth of sanctuary cities/policies as a reality, and a point of conflict in American politics provides ample space for future research. Future research should investigate the possible role that existing immigration attitudes have on mediating the relationship between party identification and support or opposition to sanctuary cities. Immigration-related questions were not consistently asked in the four survey waves we assessed, so we were unable to investigate whether stable immigration attitudes mediate partisanship's "learning" influence on sanctuary city/policy attitudes.

Furthermore, we detected some interesting sub-group findings (i.e., highly educated Latina/os were more supportive of sanctuary city policies in 2017 relative to 2015), which suggests future research could discretely examine how Latina/os, whites, blacks, Asian/Pacific-Islanders, and other groups learn about sanctuary cities and whether, and if so why, opinion varies between these groups.

Finally, do the findings in TX and CA generalize to the full U.S. adult population? While examining the "learning" findings is impossible to say given the lack of nationally representative data investigating attitudes on sanctuary cities from two cross-sectional time periods pre-/post-Trump, future research should examine how party and race constrain public opinion on sanctuary cities/policies nationwide, and should investigate the attitudinal similarities between views on sanctuaries and other immigration-related topics. A naive interpretation may be that generic immigration attitudes simply map onto sanctuary city attitudes, but in one of our surveys, we discovered the relationship correlated at less than .5. This suggests that messaging moving forward may be critical to framing the issue in a positive way for immigrant advocates. Thus, future research should experimentally examine how different sanctuary frames affect public opinion.

SUPPLEMENTARY MATERIAL

To view supplementary material for this article, please visit <https://doi.org/10.1017/rep.2019.25>

ACKNOWLEDGMENTS

We wish to thank anonymous reviewers and the editors at the *Journal of Race and Ethnic Politics* for their comments and suggestions, which greatly improved the paper.

NOTES

1. Between 1991 and 2004, just four articles a year on sanctuary cities/sanctuary movements were found in a combined corpus of newspaper articles from the New York Times, Washington Post, USA Today, and Christian Science-Monitor. From 2005 to 2014, the average increased to 19 articles a year. This number jumped to 255 articles a year from 2015 to 2017.

2. An ICE detainer request occurs when ICE asks a local jail, e.g., to detain someone ICE suspects is undocumented.

3. <http://www.latimes.com/local/california/la-me-immigration-sanctuary-kathryn-steinle-20150723-htmlstory.html>

4. <http://www.mercurynews.com/2017/05/06/californias-governor-once-opposed-sanctuary-status-have-time-and-trump-changed-his-mind/>

5. We use the term learn as a measure for attitude change. However, because we do not have panel data, we use the more general term instead of the more particular attitude change.

6. <http://www.cnn.com/2016/09/01/politics/sanctuary-cities-donald-trump/index.html>

7. <http://www.politifact.com/truth-o-meter/article/2016/jul/15/compare-candidates-clinton-vs-trump-immigration/>

8. <http://www.npr.org/sections/thetwo-way/2016/11/14/502066703/mayor-rahm-emanuel-chicago-always-will-be-a-sanctuary-city>; <https://www.nytimes.com/2017/06/28/nyregion/bill-de-blasio-defends-new-york-policies-on-immigration.html?mcubz=1&r=0>

9. <http://www.politico.com/story/2017/08/05/california-trump-sanctuary-cities-lawsuit-jerry-brown-241358>

10. <http://www.mercurynews.com/2017/05/06/californias-governor-once-opposed-sanctuary-status-have-time-and-trump-changed-his-mind/>

11. <https://www.csmonitor.com/USA/2017/0913/California-poised-to-become-sanctuary-state.-But-do-such-policies-work>

12. <https://www.csmonitor.com/USA/2017/0913/California-poised-to-become-sanctuary-state.-But-do-such-policies-work>

13. <https://www.texastribune.org/2017/04/27/tensions-flaring-house-members-will-debate-anti-sanctuary-city-bill/>

14. <https://www.thenation.com/article/texas-sb-4-dramatic-state-crackdown-yet-sanctuary-cities/>

15. <https://www.texastribune.org/2017/04/27/tensions-flaring-house-members-will-debate-anti-sanctuary-city-bill/>

16. <https://www.texastribune.org/2017/01/09/texas-legislature-mostly-white-male-middle-aged/>, <http://www.cnn.com/election/results/exit-polls/texas/president>

17. Field Dates: 8/11/2015–8/26/2015

18. Due to potential sampling differences between vendors, we control for education, income, education, and age in our analyses. In addition, partisan affiliation is similar in both waves.

19. Both surveys (2015 and 2017) split this question, asking slightly different items to a random subset of half the respondents. These items are included in the appendix. In 2015, the second version of the item provoked more anti-sanctuary opinion (version 1 mean = .271 on a 0–1 scale, version 2 mean = .218 on a 0–1 scale, $t = 2.0164$, $df = 1096$, p value < .05). In 2017, answers to the DV question wordings were not statistically significantly different across the two versions, version 1 mean = .495; version 2 mean = .535; $t = 1.2541$, $df = 988.8$, p value = .2101. Furthermore, we subset the California data to just respondents who received the same DV in 2015 and 2017 and conducted a regression analysis. The results, presented in Table 6 in the appendix, do not substantively change our conclusions.

20. The data likely under-count the percentage of Hispanic respondents by 1–3 percentage points. The 2017 California IGS survey contains multiple race/ethnicity questions, which let us examine Latinos in greater depth. The survey contains questions asking about self-identified race (including Latino), and follows that up with a question about multiracial ethnicity, which captures additional Latinos.

21. We also analyzed our data discretely by year, instead of stacking the data and including an interaction term. The substantive results, located in Table 7, remain unchanged.

22. The survey did not have consistent measures of nativity, so we do not include a measure for generation. Future research should investigate whether Latina/o attitudes on sanctuary cities varies as a function of generational status. However, this project is investigating main effects of partisan and racial/ethnic learning.

23. <https://www.cnn.com/election/2018/exit-polls/texas/governor>
24. Texas has no sanctuary cities, though there were accusations that two counties, Dallas and Travis, did not honor ICE detainees and SB4 was meant not only to prevent any sanctuary policies from being passed in more liberal locales like Austin, but also to force compliance from the sheriffs of Dallas and Travis Counties.
25. <https://trac.syr.edu/phptools/immigration/detainhistory/>
26. The political fight emerges after 2015 but the TRAC Immigration website does not provide data until 2018, which is after the survey's fielding. We did collect the 2018 data and included that covariate in our analysis. Our results remained substantively unchanged.
27. Table 13 in the appendix estimates discrete year models. The results are substantively the same as those presented in Table 2.
28. Table 19 in the appendix replicates our Latino-subset analysis conducted in California. We find no evidence for a sanctuary racial/ethnic learning process among Latinos focusing specifically on proxies of ethnic/racial attachment. The product terms Spanish Interview \times 2017, Foreign-Born \times 2017, and Percent Hispanic \times Year 2017 are not statistically significant, whereas Party ID \times Year 2017 remains statistically significant. Therefore, we find continued evidence for a partisan learning hypothesis among Latinos.
29. We also assessed the possibility of racial learning occurring only among Republicans. Tables 8 and 14 in the appendix evaluate this possibility, but the results are consistent with racial learning among all whites.
30. Given the question wording in the California survey (i.e., no don't know option) very few responses skipped the sanctuary items in both years, so a similar analysis to that presented in Table 12 is not possible.
31. However, this main interaction drops out of significance once the interaction between party and year is included in the regression.
32. <http://www.washingtonexaminer.com/democrats-slam-gops-sanctuary-city-plan-as-mass-deportation/article/2623530>

REFERENCES

- Abrajano, Marisa, and Zoltan L. Hajnal. 2015. *White Backlash: Immigration, Race, and American Politics*. Princeton, NJ: Princeton University Press.
- Abramowitz, Alan I., and Steven Webster. 2016. "The Rise of Negative Partisanship and the Nationalization of US Elections in the 21st Century." *Electoral Studies* 41: 12–22.
- Angus, Campbell, Philip Converse, Warren Miller, and Donald E. Stokes. 1960. *The American Voter*. Ann Arbor, MI: University of Michigan Press.
- Barreto, Matt. 2010. *Ethnic Cues: The Role of Shared Ethnicity in Latino Political Participation*. Ann Arbor, MI: University of Michigan Press.
- Barreto, Matt, and Gary Segura. 2014. *Latino America: How America's Most Dynamic Population is Poised to Transform the Politics of the Nation*. Public Affairs.
- Barreto, Matt A., and Loren Collingwood. 2015. "Group-Based Appeals and the Latino Vote in 2012: How Immigration Became a Mobilizing Issue." *Electoral Studies* 40: 490–499.
- Barreto, Matt A., and Stephen A. Nuño. 2011. "The Effectiveness of Coethnic Contact on Latino Political Recruitment." *Political Research Quarterly* 64 (2): 448–459.
- Barreto, Matt A., Loren Collingwood, and Sylvia Manzano. 2010. "A New Measure of Group Influence in Presidential Elections: Assessing Latino Influence in 2008." *Political Research Quarterly* 63 (4): 908–921.
- Brader, Ted, Nicholas A. Valentino, and Elizabeth Suhay. 2008. "What Triggers Public Opposition to Immigration? Anxiety, Group Cues, and Immigration Threat." *American Journal of Political Science* 52 (4): 959–978.
- Carmines, Edward G., and James A. Stimson. 1989. *Issue Evolution: Race and the Transformation of American Politics*. Princeton, NJ: Princeton University Press.

- Carmines, Edward G., and James A. Stimson. 1990. *Issue Evolution: Race and the Transformation of American Politics*. Princeton, NJ: Princeton University Press.
- Carpini, Michael X. Delli, and Scott Keeter. 1993. "Measuring Political Knowledge: Putting First Things First." *American Journal of Political Science* 37 (4): 1179–1206.
- Carpini, Michael X. Delli, and Scott Keeter. 1996. *What Americans Know About Politics and Why it Matters*. New Haven, CT: Yale University Press.
- Casellas, Jason, and Sophia Jordan Wallace. 2018. "Sanctuary Cities: Public Attitudes Toward Enforcement Collaboration Between Local Police and Federal Immigration Authorities." *Urban Affairs Review*.
- Citrin, Jack, and Matthew Wright. 2009. "Defining the Circle of We: American Identity and Immigration Policy." In *The Forum*. Vol. 7. De Gruyter.
- Collingwood, Loren, and Benjamin Gonzalez O'Brien. 2019. *Sanctuary: The Politics of Refuge*. New York: Oxford University Press.
- Collingwood, Loren, and Benjamin O'Brien Gonzalez. 2019. "Public Opposition to Sanctuary Cities in Texas: Criminal Threat or Immigration Threat?" *Social Science Quarterly* 100 (4):1182–1196.
- Collingwood, Loren, Matt A. Barreto, and Sergio I. Garcia-Rios. 2014. "Revisiting Latino Voting: Cross-Racial Mobilization in the 2012 Election." *Political Research Quarterly* 67 (3): 632–645.
- Collingwood, Loren, Nazita Lajevardi, and Kassra AR. Oskooii. 2018. "A Change of Heart? Why Individual-Level Public Opinion Shifted Against Trumps Muslim Ban." *Political Behavior* 40 (4): 1035–1072.
- Converse, Philip E. 2006. "The Nature of Belief Systems in Mass Publics (1964)." *Critical Review* 18 (1–3): 1–74.
- Craig, Maureen A., and Jennifer A. Richeson. 2014. "On the Precipice of a Majority-Minority America: Perceived Status Threat From the Racial Demographic Shift Affects White Americans Political Ideology." *Psychological Science* 25 (6): 1189–1197.
- Dancey, Logan, and Paul Goren. 2010. "Party Identification, Issue Attitudes, and the Dynamics of Political Debate." *American Journal of Political Science* 54(3): 686–699.
- Dawson, Michael C. 2003. *Black Visions: The Roots of Contemporary African-American Political Ideologies*. Chicago: University of Chicago Press.
- Gabel, Matthew, and Kenneth Scheve. 2007. "Estimating the Effect of Elite Communications on Public Opinion Using Instrumental Variables." *American Journal of Political Science* 51 (4): 1013–1028.
- Gest, Justin. 2016. *The New Minority: White Working Class Politics in an Age of Immigration and Inequality*. New York: Oxford University Press.
- Gonzalez O'Brien, Benjamin. 2018. *Handcuffs and Chain Link: Undocumented Immigrants and the Politics of Criminality*. Charlottesville, VA: University of Virginia Press.
- Gonzalez, Benjamin, Loren Collingwood, and Stephen Omar El-Khatib. 2017. "The Politics of Refuge: Sanctuary Cities, Crime, and Undocumented Immigration." *Urban Affairs Review* 55 (1): 3–40.
- Gonzalez O'Brien, Benjamin, Elizabeth Hurst, Justin Reedy, and Loren Collingwood. n.d. Framing Refuge: Media, Sanctuary Cities, and Immigration.
- Green, Donald P., Bradley Palmquist, and Eric Schickler. 2004. *Partisan Hearts and Minds: Political Parties and the Social Identities of Voters*. New Haven, CT: Yale University Press.
- Hillygus, D. Sunshine, and Todd G. Shields. 2014. *The Persuadable Voter: Wedge Issues in Presidential Campaigns*. Princeton, NJ: Princeton University Press.
- Hutchings, Vincent L., Hanes Walton, Robert W. Mickey, and Ashley E. Jardina. 2011. The Politics of Race: How Threat Cues and Group Position Can Activate White Identity. *American Political Science Association (APSA) Annual Conference, Seattle, WA*.

- Iyengar, Shanto, and Adam Simon. 1993. "News Coverage of the Gulf Crisis and Public Opinion." *Communication Research* 20 (3): 365–383. <https://doi.org/10.1177/009365093020003002>.
- Jardina, Ashley Elizabeth. 2014. *Demise of Dominance: Group Threat and the New Relevance of White Identity for American Politics*. Ph.D. Dissertation, University of Michigan.
- Kam, Cindy D. 2005. "Who Toes the Party Line? Cues, Values, and Individual Differences." *Political Behavior* 27 (2): 163–182.
- Layman, Geoffrey C., and Thomas M. Carsey. 2002. "Party Polarization and "Conflict Extension" in the American Electorate." *American Journal of Political Science* 46 (4): 786–802.
- Lenz, Gabriel S. 2013. *Follow the Leader?: How Voters Respond to Politicians' Policies and Performance*. Chicago: University of Chicago Press.
- Major, Brenda, Alison Blodorn, and Gregory Major Blascovich. 2016. "The Threat of Increasing Diversity: Why Many White Americans Support Trump in the 2016 Presidential Election." *Group Processes & Intergroup Relations* 21 (6): 931–940.
- Mason, Lilliana. 2018. *Uncivil Agreement: How Politics Became Our Identity*. Chicago: University of Chicago Press.
- McBeth, Mark, and Donna Lybecker. 2018. "The Narrative Policy Framework, Agendas, and Sanctuary Cities: The Construction of a Public Problem." *Policy Studies Journal* 46 (4): 868–893.
- McClain, Paula D, Jessica D. Johnson Carew, Eugene Walton Jr., and Candis S. Watts. 2009. "Group Membership, Group Identity, and Group Consciousness: Measures of Racial Identity in American Politics." *Annual Review of Political Science* 12: 471–85.
- Mendelberg, Tali. 2001. *The Race Card: Campaign Strategy, Implicit Messages, and the Norm of Equality*. Princeton, NJ: Princeton University Press.
- Miller, Gary, and Norman Schofield. 2008. "The Transformation of the Republican and Democratic Party Coalitions in the US." *Perspectives on Politics* 6 (3): 433–50.
- Mutz, Diana C. 2018. "Status Threat, not Economic Hardship, Explains the 2016 Presidential Vote." *Proceedings of the National Academy of Sciences* 115 (19): E4330–E4339.
- Oskooii, Kassra AR., Sarah K. Dreier, and Loren Collingwood. 2018. "Partisan Attitudes Toward Sanctuary Cities: The Asymmetrical Effects of Political Knowledge." *Politics & Policy* 46 (6): 951–84.
- Ostfeld, Mara Cecilia. N.d. "The New White Flight?: The Effects of Political Appeals to Latinos on White Democrats." *Political Behavior*. Forthcoming.
- Parker, Christopher S., and Matt A. Barreto. 2014. *Change They Can't Believe in: The Tea Party and Reactionary Politics in America*. Princeton, NJ: Princeton University Press.
- Pedraza, Francisco, Vanessa Cruz Nichols, and Alana LeBron. 2017. "Cautious Citizenship: The Detering Effect of Immigration Issue Salience on Health Care Use and Bureaucratic Interactions Among Latino U.S. Citizens." *Journal of Health Politics* 42 (5): 925–960.
- Ramey, John A. 2014. *noncensus: U.S. Census Regional and Demographic Data*. R package version 0.1. <https://CRAN.R-project.org/package=noncensus>.
- Ramirez, Ricardo. 2013. *Mobilizing Opportunities: The Evolving Latino Electorate and the Future of American Politics*. Charlottesville, VA: University of Virginia Press.
- Reny, Tyler. 2017. "Demographic Change, Latino Countermobilization, and the Politics of Immigration in US Senate Campaigns." *Political Research Quarterly* 70 (4): 735–48.
- Reny, Tyler T., Loren Collingwood, and Ali A. Valenzuela. 2019. "Vote Switching in the 2016 Election: How Racial and Immigration Attitudes, Not Economics, Explain Shifts in White Voting." *Public Opinion Quarterly* 83 (1): 91–113.

- Sanchez, Gabriel R. 2006. "The Role of Group Consciousness in Latino Public Opinion." *Political Research Quarterly* 59(3): 435–46.
- Sanchez, Gabriel R., and Natalie Masuoka. 2010. "Brown-utility Heuristic? The Presence and Contributing Factors of Latino Linked Fate." *Hispanic Journal of Behavioral Sciences* 32 (4): 519–31.
- Schaffner, Brian F., Matthew MacWilliams, and Tatishe Nteta. 2018. "Understanding White Polarization in the 2016 Vote for President: The Sobering Role of Racism and Sexism." *Political Science Quarterly* 133(1): 9–34.
- Schickler, Eric. 2016. *Racial Realignment: The Transformation of American Liberalism, 1932–1965*. Princeton, NJ: Princeton University Press.
- Schildkraut, Deborah J. 2017. "White Attitudes About Descriptive Representation in the US: The Roles of Identity, Discrimination, and Linked Fate." *Politics, Groups, and Identities* 5 (1): 84–106.
- Tajfel, Henri. 2010. *Social Identity and Intergroup Relations*. Cambridge University Press.
- Tesler, Michael. 2016. *Post-Racial or Most-Racial?: Race and Politics in the Obama Era*. Chicago: University of Chicago Press.
- Valentino, Nicholas A., Fabian G. Neuner, and L. Matthew Vandenbroek. 2018. "The Changing Norms of Racial Political Rhetoric and the End of Racial Priming." *The Journal of Politics* 80 (3): 757–771.
- Valentino, Nicholas A., Vincent L. Hutchings, and Ismail K. White. 2002. "Cues That Matter: How Political Ads Prime Racial Attitudes During Campaigns." *American Political Science Review* 96 (1): 75–90.
- Valenzuela, Ali A., and Melissa R. Michelson. 2016. "Turnout, status, and Identity: Mobilizing Latinos to Vote with Group Appeals." *American Political Science Review* 110 (4):615–30.
- Vavreck, Lynn, and Douglas Rivers. 2008. "The 2006 Cooperative Congressional Election Study." *Journal of Elections, Public Opinion and Parties* 18 (4): 355–66.
- Zaller, John. 1992. *The Nature and Origins of Mass Opinion*. New York: Cambridge University Press.