

## Research Article

**Cite this article:** Calle-Morán MD, Erazo-Garcés HM, Hernández-Téllez AR, Galván-Magaña F, Estupiñán-Montaño C (2023). Feeding ecology of the shortfin mako shark, *Isurus oxyrinchus*, in the Ecuadorian Pacific Ocean. *Journal of the Marine Biological Association of the United Kingdom* **103**, e96, 1–10. <https://doi.org/10.1017/S0025315423000863>

Received: 4 April 2023

Revised: 20 October 2023

Accepted: 10 November 2023

### Keywords:





diet overlapping; feeding habits; top predator; trophic ecology; trophic level; trophic niche width

### Corresponding author:

Colombo Estupiñán-Montaño;

Email: [goliathcem@gmail.com](mailto:goliathcem@gmail.com)

# Feeding ecology of the shortfin mako shark, *Isurus oxyrinchus*, in the Ecuadorian Pacific Ocean

Marcos D. Calle-Morán<sup>1,2</sup> , Héctor M. Erazo-Garcés<sup>3</sup>, Ana R. Hernández-Téllez<sup>1</sup> , Felipe Galván-Magaña<sup>4</sup>  and Colombo Estupiñán-Montaño<sup>5</sup> 

<sup>1</sup>Facultad de Ciencias del Mar, Programa de Doctorado en Ciencias con mención en Recursos Acuáticos, Universidad Autónoma de Sinaloa, Mazatlán, Sinaloa, México; <sup>2</sup>Carrera de Biología, Facultad de Ciencias de la Vida, Universidad Estatal Amazónica, El Pangui, Zamora Chinchipe, Ecuador; <sup>3</sup>Facultad de Ciencias Naturales, Escuela de Biología, Universidad de Guayaquil, Guayaquil, Guayas, Ecuador; <sup>4</sup>Instituto Politécnico Nacional, Centro Interdisciplinario de Ciencias Marinas, La Paz, Baja California Sur, México and <sup>5</sup>Fundación Alium Pacífico, Santiago de Cali, Valle del Cauca, Colombia

## Abstract

Shortfin mako shark, *Isurus oxyrinchus*, is listed as an endangered species with declining global population. Thus, studies regarding its biology and ecology are important to recommend fishery management and conservation measures. This study aimed to determine the diet composition and feeding habits of *I. oxyrinchus* in Ecuadorian waters. Samples were obtained from Santa Rosa fishing port (Ecuador). The total length ( $L_T$ ), sex and sexual characteristics were recorded, and stomach contents were collected. A total of 142 individuals were recorded, comprising 81 females (104–295 cm  $L_T$ ) and 61 males (127–245 cm  $L_T$ ). A total of 24 prey species were identified, including crustaceans, cephalopods, teleosts and cetaceans. According to the Prey-Specific Index of Relative Importance (PSIRI), the main prey taxa were the omastrephid squid, *Dosidicus gigas* (42.57%) and *Sthenoteuthis oualaniensis* (21.04%), followed by fish from the family Hemiramphidae (11.85%). *Isurus oxyrinchus* is a specialist predator that preferred a low number of prey ( $B_i = 0.25$ ), both by sex ( $B_i$ ; females = 0.29 and males = 0.34) and life stages ( $B_i$ ; juveniles = 0.27 and adults = 0.37). The trophic overlap was medium for sexes ( $J = 0.54$ ) and biological cycle phases ( $J = 0.42$ ). Trophic level ( $TL_k$ ) was 4.47, indicating that *I. oxyrinchus* is a tertiary predator. This information will help in fisheries management based on an ecosystem approach, where this species fulfils an ecological role, and its interactions with other species allow us to understand how the flow of nutrients and energy occurs within an ecosystem.

## Introduction

Shortfin mako shark, *Isurus oxyrinchus* (Rafinesque, 1810) (Order Lamniformes; Family Lamnidae) has a circumtropical distribution in tropical and temperate seas of the Pacific, Atlantic and Indian Oceans (Compagno *et al.*, 2005). It is a large species (up to 400 cm total length, TL), with oceanic and coastal, as well as epipelagic and mesopelagic habits, extending from the surface to ~4000 m depth (Compagno, 1995; Compagno *et al.*, 2005; Robertson and Allen, 2015; Gibson *et al.*, 2021).

It is the most active and fastest-swimming shark species (Compagno *et al.*, 2005). It feeds on prey including shrimps, squid, a range of fish (ranging from herrings to elasmobranchs and tunas) and marine mammals (Rosas-Luis *et al.*, 2016a). It is a species of ecological importance as it may regulate populations of prey species at lower trophic levels.

*Isurus oxyrinchus* is caught in pelagic longline fisheries occurring in the main ocean basins, where it has often been either a target or marketable bycatch species (Compagno, 1995, 2001). It is also caught in some gillnet fisheries and is one of the most appreciated target species by sports fishermen. Its meat is of high commercial value and is traded fresh, frozen, smoked, salted or desiccated for human consumption. Other body parts (fins, liver, skin and jaws) have also been utilized. Globally, there is a record of landings of 257,811 t during the period 1980–2020 (FAO, 2022). In Ecuador, it is taken in both targeted fisheries and as a bycatch and is captured both by artisanal and industrial fleets. The main landing ports in Ecuador are Manta and Daniel López (Manabí province), Santa Rosa and Anconcito (Santa Elena province). The type of boats used are fiberglass boats (handmade) and wooden mother ships (industrial). The fishing gear used are shallow-set longlines and gillnets. Its meat is used for local consumption and sold fresh or frozen (Martínez-Ortiz and García-Domínguez, 2013). During the period 2010–2012, approximately 29,551 t were landed by the artisanal fleet operating from Ecuadorian ports that fish for large pelagic fish (Coello and Herrera, 2018).

Based on the life-history characteristics of *I. oxyrinchus*, such as its very slow growth ( $k = 0.05$ – $0.12$ ), average sexual maturity (females = 273–278 cm  $L_T$  and males = 180–215 cm  $L_T$ ), long gestation periods between 15 and 18 months, 3-year reproductive cycle and small litter size (4–25 embryos per litter) (Stillwell, 1990; Mollet *et al.*, 2000; Compagno, 2001; Joung



and Hsu, 2005; Ribot-Carballal *et al.*, 2005; Conde-Moreno and Galván-Magaña, 2006; Liu *et al.*, 2018), it could be categorized as having a low biological productivity compared to many other elasmobranchs. Most populations of cartilaginous fish can resist low mortality levels before they present symptoms of stock depletion and collapse (Camhi *et al.*, 1998; Musick, 1999; Cortés, 2000), declining faster than other bony fish (Sminkey and Musick, 1995, 1996). Additionally, the landings observed by the authors in the field during the last 20 years in Ecuador indicate that the fishing exploitation levels could have affected its populations. However, the lack of biological and ecological studies does not allow us to identify its current population status in Ecuadorian waters. Also, it is important to highlight that the International Union for the Conservation of Nature (IUCN) has assessed shortfin mako as Endangered globally, and with decreasing population growth (Rigby *et al.*, 2019).

Diet and feeding habit analyses of a species are important to evaluate its ecological role and trophic position in the ecosystem (Allan and Castillo, 2007). Stomach content analysis of fish provides information on the feeding patterns and the quantitative evaluation of its feeding habits. It is an important aspect for informing ecosystem models and the ecosystem approach to fisheries management. The diet of fish represents the integration of many relevant ecological components, which include behaviour, body condition, habitat use and energy consumption, as well as intraspecific and interspecific interactions (Sagar *et al.*, 2018). The diet analysis of the shortfin mako shark includes information from Yatsu (1995), Velasco-Tarelo (2005), Mucientes-Sandoval and Saborido-Rey (2008), Vetter *et al.* (2008), López *et al.* (2009), Preti *et al.* (2012), Rosas-Luis *et al.* (2016a), Klarian *et al.* (2018) and Márquez-García (2018) in the Pacific Ocean; Stillwell and Kohler (1982), Vaske-Jr and Ricón-Filho (1998), Maia *et al.* (2006), Wood *et al.* (2009), Gorni *et al.* (2012, 2013) and Biton-Porsmoguer *et al.* (2015, 2017) in the Atlantic Ocean; and Groeneveld *et al.* (2014) in the Indian Ocean. However, data for the Tropical Eastern Pacific Ocean are limited.

Based on the importance of food ecology studies and the role played by this shark within tropical marine ecosystems in the Ecuadorian area, it is important to understand the relationship between predator and its prey to know how the flow of nutrients and energy occurs in this type of pelagic habitat. This study aimed to describe the composition of the diet and feeding habits of *I. oxyrinchus* in the Ecuadorian Pacific Ocean and its relationship with sex and biological cycle phases, as well as to estimate its trophic niche breadth, diet overlap and trophic level.

## Materials and methods

### Sampling

The fishing port of Santa Rosa is located in the Santa Elena province (02°12'56"S; 80°57'26"W), Ecuador that depends economically on fishing activity (Figure 1). It is the second most important fishing port in the country, after Manta, in number and volume of landings, which include crustaceans, cephalopods, small and large pelagic fishes, sharks, rays and demersal fishes.

Samples of *I. oxyrinchus* were collected from Santa Rosa fishing port from May to December 2004 after being landed by the artisanal fishery. The total length ( $L_T$ ), fork length ( $L_F$ ) and precaudal length ( $L_{PC}$ ) in cm ( $\pm 0.1$  cm) in a natural position were measured, and sex was recorded for each individual. Life stages were characterized through sexual maturity stages that were based on Clark and Von Schmidt (1965), Stevens (1983), Mollet *et al.* (2000) and Costa *et al.* (2002). Sexual maturity stages were recorded based on the following criteria for females: the

shape of the cloaca and whether it was closed or open; courtship marks on the sides of their bodies; the condition of the ovaries, oviducal gland and uterus; and the presence of embryos. For males, the size and condition of claspers (rotation, calcification, opening of the rhipidium and presence of semen); the condition of the testes and seminal vesicle, were examined. The immature individuals were considered juveniles, and mature specimens as adults (Table 1).

The stomach was also obtained, and its fullness evaluated based on reference values of the scale by Stillwell and Kohler (1982): 0 (empty), 1 (25% full), 2 (50% full), 3 (75% full) and 4 (100% full). Subsequently, the stomach contents were placed in plastic bags and kept on ice for their transfer to the laboratory to freeze them.

### Laboratory analysis

Samples were unfrozen to separate, count, measure (cm) and weigh (g) prey species found in the stomachs. Prey were grouped based on their digestion rate according to Olson and Galván-Magaña (2002): state 1 (individuals that present all the complete morphological characteristics and are easily identifiable), state 2 (organisms without skin and eyes, and with muscle exposure), state 3 (headless specimens, some body parts present and axial skeleton) and state 4 (otoliths, skeletons and squid beaks).

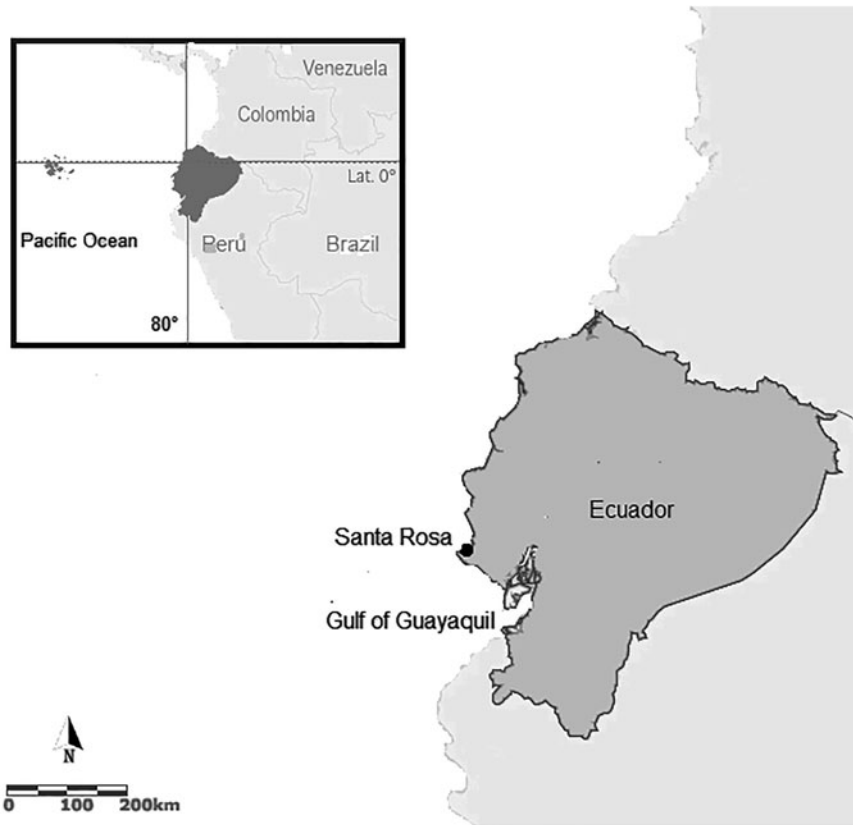
The identification of prey items found in the stomachs of *I. oxyrinchus* was carried out based on specialized guides. The crustacean species were identified by their exoskeleton according to Hendrickx (1995). The cephalopod species were identified using their mandible ('beaks') and bodies according to Ingrid *et al.* (1971), Wolff (1982, 1984), Clarke (1986), Roper *et al.* (1995), Jereb and Roper (2010) and Jereb *et al.* (2014). The fish species (i.e. complete organisms, skeletons and otoliths) were identified following Clothier (1950), Clothier and Baxter (1969), Fischer *et al.* (1995), García-Godos (2001), Jiménez and Béarez (2004), Muñoz (2012), Robertson and Allen (2015) and Vinuesa (2015). The marine mammal species were identified according to Jefferson and Leatherwood (1995).

### Data analysis

The  $L_T$  of females and males were compared through the non-parametric Mann-Whitney test (W) to investigate if there were significant differences between them. The same test was used for the comparison of the diet by sex and biological cycle phases (Daniel, 1991; Celis-De la Rosa and Labrada-Martagón, 2014). Organisms were grouped according to their biological cycle phases, regardless of their sex. In addition, length-frequency distributions were made by sex, using 10 cm length groups (modified from Holden and Raitt, 1975).

The number of stomachs analysed to adequately describe the diet of this species was established using the Pielou method (Hoffman, 1979). Likewise, the coefficient of variation was obtained for each stomach and plotted as a secondary axis; such coefficient was obtained by the relationship between the standard deviation and the average diversity of prey. For this purpose, the number of stomachs was estimated through the EstimateS V.8.0 software (Colwell, 2019), in which the number of stomachs analysed was subjected to 100 permutations to eliminate bias with  $\alpha = 0.05$ . The selection of the respective stomach number was the one whose variation was observed to be 0.05.

The ecological indices used were the numeric methods (%N) of frequency of occurrence (%FO<sub>i</sub>) and gravimetry (%W) (Hyslop, 1980). The importance that each species contributed



**Figure 1.** Location of the study area (Santa Rosa) in the Province of Santa Elena, Ecuador.

to the diet of *I. oxyrinchus* was evaluated through the Prey-Specific Index of Relative Importance (%PSIRI) (Brown *et al.*, 2011):

$$\%PSIRI = \frac{[\%FOi * (\%PNi + \%PW_i)]}{2}$$

where %PN<sub>i</sub> = prey-specific numeric abundance and %PW<sub>i</sub> = prey-specific weight abundance. These parameters were obtained from the following models:

$$\%PN_i = \frac{\%N_i}{\%FO_i}$$

$$\%PW_i = \frac{\%W_i}{\%FO_i}$$

The arrangement of the taxonomic order of the species consumed by the shortfin mako shark was completed based on Young *et al.* (2019) for cephalopods and Van der Laan *et al.* (2022) for bony fish.

The amplitude of the predator’s diet was calculated through the Levin Index (*B<sub>i</sub>*) (Krebs, 1985):

$$B_i = \frac{1}{n - 1} \times \left[ \left( \frac{1}{\sum P_{ij}^2} \right) - 1 \right]$$

where *P<sub>ij</sub>* = proportion of prey *j* in the predator’s diet *i* and *n* = number of prey species. The values of this index range from 0 to 1. Values lower than 0.6 indicate that the diet is dominated by few prey items, and thus, it would be a specialist consumer; while values equal to or greater than 0.6 suggest that consumers are generalists (Labropoulou and Eleftheriou, 1997).

The trophic overlap analysis (degree of food resource distribution) was estimated between sexes and maturity states through the Jaccard index (Krebs, 1999):

$$J = \frac{a}{a + b + c}$$

where *J* = Jaccard index, the same that employs the presence/absence of common prey in predators; *a* = number of common prey species in predators of both sexes or biological cycle phases; *b* = number of exclusive prey species of a predator (females or juvenile individuals); and *c* = number of exclusive prey species of the other predator (males or adult specimens). Values close to 0 indicate there is no overlap, while those close to 1 suggest that the use of food resources is identical. The program Past V.4.01 was used to determine this index (Hammer, 2020).

The trophic level was calculated from the equation proposed by Cortés (1999):

$$TL_k = 1 + \left( \sum_{j=1}^{n=24} P_{jx} \times Tl_j \right)$$

where *TL<sub>k</sub>* = trophic level of the predator, *n* = number of prey species, *P<sub>jx</sub>* = relative proportion of prey items that conform the consumer’s diet and *TL<sub>j</sub>* = trophic level of the prey. The trophic levels of the prey consumed employed in the *TL<sub>k</sub>* estimates of *I. oxyrinchus* were obtained from Cortés (1999) and Froese and Pauly (2022). To categorize the trophic level of predators and prey, the scale proposed by Odum (1971) was used: TL-I: primary producers, TL-II: herbivores (fed on level I), TL-III: primary carnivores (consumed level II), TL-IV: secondary carnivores (ingested level III) and TL-V: tertiary carnivores (fed on level IV).

Given that some earlier studies had described the diet of *I. oxyrinchus* in relation to *L<sub>F</sub>* or *L<sub>PC</sub>*, the following length conversion

**Table 1.** Number of sampled individuals of the shortfin mako shark, *Isurus oxyrinchus*, in Santa Rosa, Ecuador, Pacific Ocean, from May to December 2004, by sexes and biological cycle phases

Months	Females	Males	Juveniles	Adults	Total
May	8	7	11	4	15
June	12	13	18	7	25
July	11	6	16	1	17
August	15	6	20	1	21
September	12	12	21	3	24
October	5	5	8	2	10
November	16	11	22	5	27
December	2	1	2	1	3
<b>Total</b>	<b>81</b>	<b>61</b>	<b>118</b>	<b>24</b>	<b>142</b>

relationships were used for comparison with  $L_T$ :

$$L_F(\text{cm}) = (0.9120 \times L_T) + 5.7320 \quad r^2 = 0.83$$

$$L_{PC}(\text{cm}) = (0.7647 \times L_T) + 5.5547 \quad r^2 = 0.83$$

$$n = 142 \text{ lengths} = 104 - 295 \text{ cm } L_T (\bar{x} = 170.9 \pm 29.6)$$

## Results

### Characteristics of the sample

A total of 142 individuals were analysed, comprising 81 females (57.0%) and 61 males (43.0%). Females ranged from 104 to 295 cm  $L_T$  ( $\bar{x} = 170.4 \pm 32.2$ ), while males ranged from 127 to 245 cm  $L_T$  ( $\bar{x} = 171.7 \pm 25.9$ ). The largest female was 50 cm larger than the largest male but no significant differences were observed by sex ( $W = 5872$ ;  $p > 0.05$ ) (Figure 2). Furthermore, 118 specimens (83.1%) were juveniles and 24 (16.9%) were adults. Adult individuals were observed from 181 cm  $L_T$  onwards (males) and 216 cm  $L_T$  onwards (females).

Of the 142 stomachs analysed, 106 contained food (75%) and 36 were empty (25%). Approximately half of the studied stomachs were in state 1 ( $n = 67$ ; 47.2%), followed by state 0 ( $n = 36$ ; 25.4%), state 2 ( $n = 18$ ; 12.7%), state 4 ( $n = 13$ ; 9.2%) and state 3 ( $n = 8$ ; 5.6%). Regarding the state of digestion of prey that composed the diet ( $n = 289$ ), more than half were in a completely digested

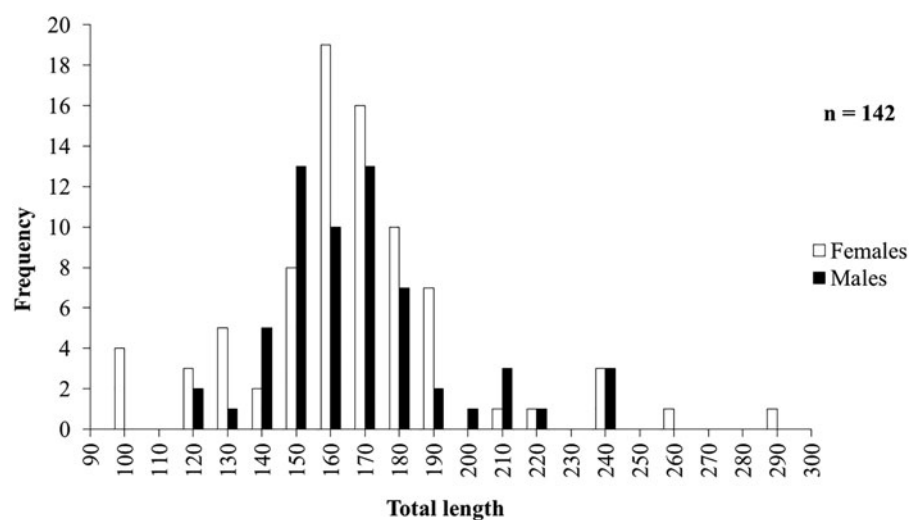
state (state 4;  $n = 176$ ; 60.9%), followed by state 3 (advanced digestion;  $n = 87$ ; 30.1%), and digestion states 1 and 2 ( $n = 13$ ; 4.5%).

Based on the accumulative prey curve, the number of stomachs analysed in this study was sufficient to characterize the diet of *I. oxyrinchus*, given that the asymptote was reached at stomach 69. The variability of prey items decreased noticeably from stomach 54 (Figure 3).

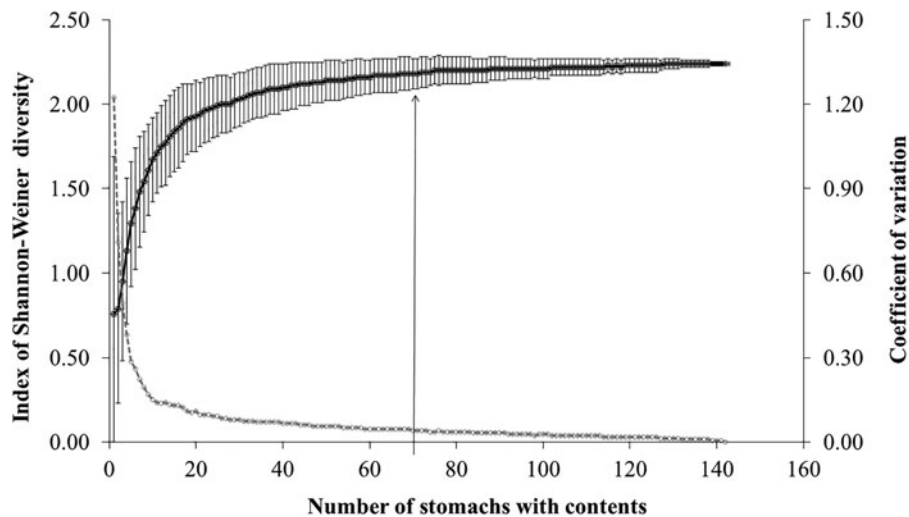
### Food composition

A total of 24 prey species or food components were identified, including shrimp remains, 12 cephalopods, 10 bony fish and one marine mammal. A total of 289 individuals that composed the diet of *I. oxyrinchus* were counted and weighed 392,079.46 g. According to the PSIRI (%), the most relevant prey species were Humboldt squid, *Dosidicus gigas* (42.57%); purpleback squid, *Sthenoteuthis oualaniensis* (21.04%); and halfbeak fish from the family Hemiramphidae (11.85%) (Table 2).

With regards to feeding by sex, the diet of females was composed of 20 species distributed in 157 individuals with a total mass of 219,332.19 g, which included shrimp remains, ten squids, eight teleosts and a marine mammal. The dominant prey species according to the PSIRI (%) were *D. gigas* (40.67%), *S. oualaniensis* (23.61%) and halfbeaks (13.34%). Likewise, males had a trophic spectrum of 17 species represented by 132 specimens with a total weight of 172,117.93 g. The most relevant prey based on the PSIRI (%) were also *D. gigas* (44.93%), *S. oualaniensis* (17.79%) and halfbeaks (9.97%) (Figure 4). There were no



**Figure 2.** Size frequency distribution of the shortfin mako shark, *Isurus oxyrinchus*, landed in the Santa Rosa fishery port from May to December 2004.



**Figure 3.** General cumulative curve of the prey species consumed by the shortfin mako shark, *Isurus oxyrinchus*, in Santa Rosa, Province of Santa Elena, Ecuador, Pacific Ocean. Arrow indicates the number of stomachs where the curve reached the asymptote.

significant differences between the composition of the diet of *I. oxyrinchus* by sex ( $W = 589$ ;  $p > 0.05$ ).

The diet of juvenile sharks was comprised of 22 species distributed in one shrimp, ten cephalopods, ten bony fish and one marine mammal, equal to 244 individuals with a total weight of 307,335.35 g. The most abundant species according to the PSIRI (%) were *D. gigas* (42.78%), *S. oualaniensis* (19.08%) and half-beaks (12.43%). Adult sharks had a trophic spectrum of 12 species, including eight squid and four teleosts represented by 46 specimens with a total weight of 82,892.92 g. The most relevant species based on the PSIRI (%) were *D. gigas* (42.49%) and *S. oualaniensis* (30.54%) (Figure 5). No significant differences were registered between the diet of *I. oxyrinchus* by life stages ( $W = 648$ ;  $p > 0.05$ ).

### Feeding habits

**Breadth of trophic niche.** *Isurus oxyrinchus* was a specialist predator that preferred three prey species out of the available 24 prey ( $Bi = 0.25$ ). This behaviour remained the same in the rest of the analysed categories. Males ( $Bi = 0.34$ ) presented a slightly higher value than females ( $Bi = 0.29$ ). Similarly, adults ( $Bi = 0.37$ ) registered a higher value than juveniles ( $Bi = 0.27$ ).

**Trophic overlap.** The trophic overlap was moderate between females and males ( $J = 0.54$ ), as well as for juveniles and adults ( $J = 0.42$ ), that is, their food components were consumed regardless of their sex or life stages, so there was no defined pattern in the use of food resources.

**Trophic level.** The trophic level for this species was  $TL_k = 4.47$ , which indicated that *I. oxyrinchus* was a top predator of the secondary carnivore type. The trophic levels by sex ( $TL_k = 4.46$  in females and  $TL_k = 4.49$  for males), as well as by biological cycle phases ( $TL_k = 4.49$  in juvenile sharks and 4.40 in adults) were similar.

## Discussion

### Food composition

The prey observed in this study included cephalopods, teleosts and marine mammals, with a high preference for squid, which agrees with the findings of previous studies. The diet of *I. oxyrinchus* along Ecuadorian Pacific Ocean has been poorly studied (Pincay-Espinoza, 2014; Rosas-Luis et al., 2016a, 2017). However, some trophic studies in the Pacific and other oceans suggest that this species is piscivorous (Stillwell and Kohler,

1982; Vaske-Jr and Ricón-Filho, 1998; Maia et al., 2006; López et al., 2009; Wood et al., 2009; Preti et al., 2012; Biton-Porsmoguer et al., 2015, 2017; Klarian et al., 2018) and teuthophagous (Mucientes-Sandoval and Saborido-Rey, 2008; Vetter et al., 2008; Gorni et al., 2013; Rosas-Luis et al., 2016b). Such observations suggest that the diet of *I. oxyrinchus* is related to geographic location, oceanic productivity and prey availability.

Even though *I. oxyrinchus* had a high preference for specific groups of prey (e.g. fish and/or cephalopods), it presents a wide trophic spectrum composed of birds (López et al., 2009; Rosas-Luis et al., 2016a), marine mammals (Stillwell and Kohler, 1982; Mucientes-Sandoval and Saborido-Rey, 2008; López et al., 2009; Wood et al., 2009; Preti et al., 2012; Biton-Porsmoguer et al., 2015, 2017; Rosas-Luis et al., 2016a; Klarian et al., 2018), sea turtles (Biton-Porsmoguer et al., 2015, 2017), other elasmobranchs (Applegate, 1966; Bass et al., 1975; Stillwell and Kohler, 1982; Maia et al., 2006; López et al., 2009; Wood et al., 2009; Groeneveld et al., 2014; Rosas-Luis et al., 2016a) and crustaceans (Maia et al., 2006; Mucientes-Sandoval and Saborido-Rey, 2008; López et al., 2009; Wood et al., 2009; Biton-Porsmoguer et al., 2015, 2017; Rosas-Luis et al., 2016a). This wide trophic spectrum indicates that the use of habitat behaves similarly regardless of its geographic area. Despite this, the selection of prey depends, to a large extent, on their availability (López et al., 2009).

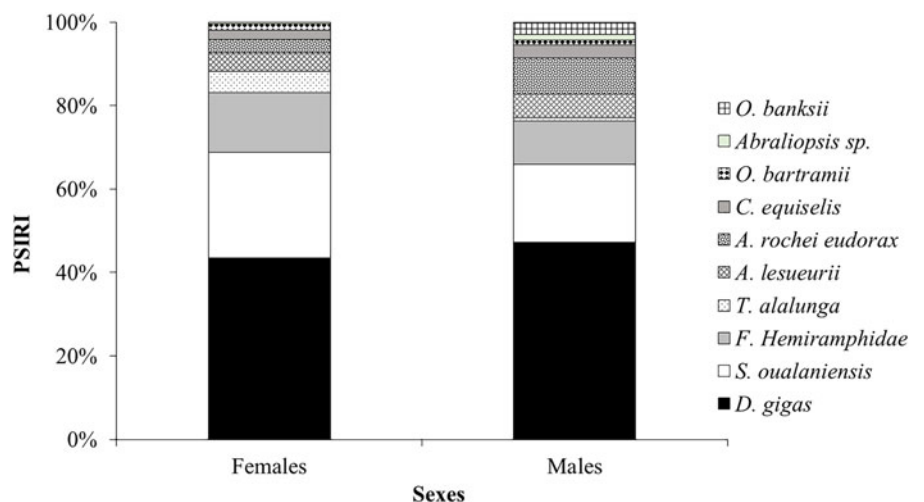
The similarity in the feeding behaviour of *I. oxyrinchus* in the different study areas could be related to habitat changes as a result of large vertical migrations (Wootton, 1990; López et al., 2009), which can reach depths of up to 800 m during the day (Bress, 1993; Loefer et al., 2005; Field et al., 2007; Vetter et al., 2008; Abascal et al., 2011). During this time, the species shows a high preference for depths below 300 m. Conversely, this species is located between the surface and 300 m of depth during the night (Vetter et al., 2008).

The bathymetric preferences of *I. oxyrinchus* indicate that this species has mesopelagic habits, which is supported by its high preference for the consumption of squids of the family Ommastrephidae (Stillwell and Kohler, 1982; Vetter et al., 2008; López et al., 2009; Preti et al., 2012; Rosas-Luis et al., 2016a, 2016b; this study). These squids occur from the surface to bathypelagic zones (0–2000 m of depth), with a high nocturnal activity between the surface and 200 m (Jereb and Roper, 2010). Additionally, it consumes epipelagic, mesopelagic and bathypelagic fish such as longfin cubehead, *Cubiceps pauciradiatus*, which is distributed vertically from 50 to 1000 m (Cervigón, 1994; López et al., 2009); escolar, *Lepidocybium flavobrunneum* (200–

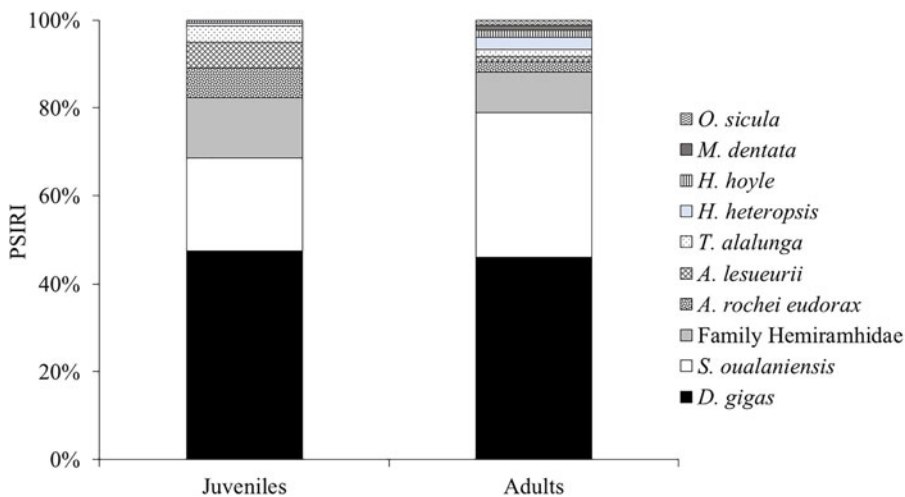
**Table 2.** Prey consumed by the shortfin mako shark, *Isurus oxyrinchus*, and its respective indices

Prey species	N	%N	%N <sub>i</sub>	FO <sub>i</sub>	%FO <sub>i</sub>	W	%W	%W <sub>i</sub>	%PSIRI
<b>Crustaceans</b>									
Shrimp remains	1	0.35	0.36	1	0.95	1	0.00	0.00	0.17
<b>Cephalopods</b>									
<i>Mastigoteuthis dentata</i>	1	0.35	0.36	1	0.95	0.01	0.00	0.00	0.17
<i>Ancistrocheirus lesueurii</i>	26	9.00	0.50	19	18.10	6.81	0.00	0.00	4.50
<i>Abraliopsis</i> sp.	4	1.38	0.36	4	3.81	432.61	0.11	0.03	0.75
<i>Gonatus californiensis</i>	2	0.69	0.36	2	1.90	136.59	0.03	0.02	0.36
<i>Histioteuthis heteropsis</i>	3	1.04	0.36	3	2.86	3 863.08	0.99	0.34	1.01
<i>Histioteuthis hoyle</i>	3	1.04	0.36	3	2.86	1 708.28	0.44	0.15	0.74
<i>Octopoteuthis sicula</i>	1	0.35	0.36	1	0.95	1.47	0.00	0.00	0.17
<i>Dosidicus gigas</i>	71	24.57	0.66	39	37.14	237 480.25	60.57	1.63	42.57
<i>Ommastrephes bartramii</i>	5	1.73	0.36	5	4.76	3072.01	0.78	0.16	1.26
<i>Sthenoteuthis oualaniensis</i>	36	12.46	0.59	22	20.95	116 168.16	29.63	1.41	21.04
<i>Onychoteuthis banksii</i>	1	0.35	0.36	1	0.95	8 516.19	2.19	2.30	1.27
<i>Thysanoteuthis rhombus</i>	3	1.04	1.09	1	0.95	3	0.00	0.00	0.52
<b>Fish</b>									
Family Scombridae	1	0.35	0.36	1	0.95	32.50	0.01	0.01	0.18
<i>Auxis rochei eudorax</i>	28	9.69	0.57	18	17.14	4 552.50	1.16	0.07	5.42
<i>Auxis thazard brachydorax</i>	3	1.04	0.54	2	1.90	724.70	0.18	0.10	0.61
<i>Thunnus alalunga</i>	15	5.19	0.45	12	11.43	3 923.35	1.00	0.09	3.10
<i>Thunnus albacares</i>	2	0.69	0.36	2	1.90	230	0.06	0.03	0.38
<i>Thunnus obesus</i>	1	0.35	0.36	1	0.95	661.50	0.17	0.18	0.26
<i>Coryphaena equiselis</i>	11	3.81	0.40	10	9.52	4 888.25	1.25	0.13	2.53
<i>Coryphaena hippurus</i>	3	1.04	0.36	3	2.86	453.80	0.12	0.04	0.58
Family Hemiramphidae	65	22.49	1.69	14	13.33	4 717.70	1.20	0.09	11.85
<i>Aluterus monoceros</i>	2	0.69	0.36	2	1.90	261	0.07	0.03	0.38
<b>Marine mammals</b>									
Order Cetacea	1	0.35	0.36	1	0.95	164.70	0.04	0.04	0.19
<b>Total</b>	<b>289</b>	<b>100</b>				<b>392 079.46</b>	<b>100</b>		<b>100</b>

N, number; %N, percentage of number; %N<sub>i</sub>, percentage of prey-specific abundance; FO<sub>i</sub>, frequency of occurrence; %FO<sub>i</sub>, percentage of frequency of occurrence; W, weight; %W, percentage of weight; %W<sub>i</sub>, percentage of prey-specific weight; %PSIRI, percentage of prey-specific index of relative importance. The taxonomic order of the prey species is based on Young et al. (2019) for cephalopods and Van der Laan et al. (2022) for fish.



**Figure 4.** Values of prey-specific index of relative importance (%PSIRI) for females and males of *Isurus oxyrinchus* for each main species and others that compound its diet in the Ecuadorian Pacific Ocean.



**Figure 5.** Values of prey-specific index of relative importance (%PSIRI) of juvenile and adult individuals of *Isurus oxyrinchus* for each main species and others that compound its trophic spectrum in waters of Ecuador.

1000 m depth; Shcherbachev, 1987; Riede, 2004; Gorni *et al.*, 2013); Atlantic saury, *Scomberesox saurus* (0–30 m depth; Wisner, 1990; Biton *et al.*, 2015); bluefish, *Pomatomus saltatrix* (0–200 m depth; Stillwell and Kohler, 1982; FAO-FIGIS, 2005); and snake mackerel, *Gempylus serpens* (0–600 m depth; Cervigón, 1994; Mucientes-Sandoval and Saborido-Rey, 2008; McMillan *et al.*, 2011). Thus, the depth ranges of the prey consumed by *I. oxyrinchus* coincide with the depths that this species frequents at different times of the day, allowing for prey selection and habitat use.

Furthermore, ontogenic shifts are influenced by habitat use, which is a characteristic documented in other shark species such as sickle fin smooth-hound, *Mustelus lunulatus* (Méndez-Macías *et al.*, 2019); blue shark, *Prionace glauca* (Estupiñán-Montaño *et al.*, 2019); scalloped hammerhead, *Sphyrna lewini* (Estupiñán-Montaño *et al.*, 2021a, 2021b); *I. oxyrinchus* (Maia *et al.*, 2006; Mucientes-Sandoval and Saborido-Rey, 2008; Preti *et al.*, 2012; Malpica-Cruz *et al.*, 2013; Klarian *et al.*, 2018; Tamburín *et al.*, 2019); and *I. paucus* (Estupiñán-Montaño and Delgado-Huertas, 2022). This condition can be explained by the results obtained in a stable isotope study at different maturity stages in shortfin mako shark (Tamburín *et al.*, 2019). These latter authors found that young-year-old embryos and juveniles of *I. oxyrinchus* (80–100 cm  $L_T$ ) show isotopic signals of oceanic origin as a product of maternal transfer processes. Moreover, the study showed that larger individuals (>100 cm  $L_T$ ) increase the consumption of oceanic prey, suggesting this species moves from coastal to oceanic areas changing habitats as it grows (Tamburín *et al.*, 2019), where it consumes larger prey with a higher caloric intake (Pope *et al.*, 2001).

Similar to other studies, the low incidence of dolphins observed in the present study demonstrates a low preference for this prey group in the diet of *I. oxyrinchus* (Wood *et al.*, 2009; Biton-Porsmoguer *et al.*, 2015, 2017; Rosas-Luis *et al.*, 2016a; Klarian *et al.*, 2018). Therefore, its intake could rather be the product of an opportunistic strategy by this predator (Maia *et al.*, 2006; Mucientes-Sandoval and Saborido-Rey, 2008).

### Feeding habits

A total of 24 prey species composed the *I. oxyrinchus*' diet in the Ecuadorian Pacific. This is similar to previous studies that describe the diet of this species with a trophic spectrum of 17–24 prey items (Mucientes-Sandoval and Saborido-Rey, 2008; López *et al.*, 2009; Biton-Porsmoguer *et al.*, 2017; this study). Furthermore, the feeding behaviour of *I. oxyrinchus* observed in

the present study is of a specialist type for all the categories analysed, due to the preferential consumption of *D. gigas*, *S. oualaniensis* and halfbeaks (Hemiramphidae). This resembles to that reported by other authors, which the feeding strategy of this species is considered specialist (Field *et al.*, 2007; Zeidberg and Robinson, 2007; Lopez *et al.*, 2012), but as somewhat opportunistic and/or generalist in some cases (Velasco-Talero, 2005; López *et al.*, 2009; Maia *et al.*, 2006; Pincay-Espinoza, 2014).

It is important to highlight the dominance of *D. gigas* in the *I. oxyrinchus*' diet may be a response to the population increase of this squid species throughout the EPO (Field *et al.*, 2007; Zeidberg and Robinson, 2007). Therefore, it is evident that *I. oxyrinchus*' foraging behaviour would be conditioned to (i) the migratory nature that allows it to forage in different types of habitats (Wootton, 1990; López *et al.*, 2009; Gibson *et al.*, 2021); (ii) the availability of prey and its abundance (López *et al.*, 2009; Pincay-Espinoza, 2014) related to spatiotemporal variability (Maia *et al.*, 2006; Mucientes-Sandoval and Saborido-Rey, 2008; Pincay-Espinoza, 2014; Biton-Porsmoguer *et al.*, 2015). For example, in North America, a high contribution of Pacific saury, *Cololabis saira*, in the diet of *I. oxyrinchus* has been recorded, which has been associated to the fact that this shark takes advantage of the high aggregations of *C. saira* during their reproductive season, given this species uses the California current to lay its eggs (Froese and Pauly, 2022); therefore, *I. oxyrinchus* takes advantage of this phenomenon to obtain easy and very abundant food (Juanes *et al.*, 1996; Salerno *et al.*, 2001). Also, ontogenetic changes may occur associated with prey consumption and habitat use (Maia *et al.*, 2006; Mucientes-Sandoval and Saborido-Rey, 2008; Preti *et al.*, 2012; Malpica-Cruz *et al.*, 2013; Klarian *et al.*, 2018; Tamburín *et al.*, 2019). This information would explain the specialist, opportunistic and/or generalist nature of this species throughout its distribution.

The diet analysis by sex and biological cycle phases indicated that there was a moderate similarity between categories, suggesting a certain degree of food competition between them. However, these estimates differ from that reported by other authors which report high values of similarity indices,  $C\lambda_{Sexes} = 0.97$  (Maia *et al.*, 2006); 0.87 (Pincay-Espinoza, 2014) and  $C\lambda_{Maturity\ stages} = 0.71$ –0.98 (Maia *et al.*, 2006); 0.52–0.85 (Pincay-Espinoza, 2014).

The different estimates of trophic overlap obtained in this and other studies could indicate that *I. oxyrinchus* have segregation processes related to the habitat use and behaviour (Wearmouth and Sims, 2008), which would be explained by the greater trophic spectrum of females (20 prey species) compared to that of males (17). Therefore, we hypothesize that female *I. oxyrinchus* could prefer to use oceanic and coastal areas, potentially then

interacting with more demersal prey in coastal areas, whereas males would prefer to use oceanic areas. This habitat use by the sexes of *I. oxyrinchus* could be conditioned by the availability and abundance of prey in the area, environmental and oceanographic factors, among others. Therefore, more studies are needed to validate this hypothesis, because of that, these results should be interpreted with caution.

Sharks are generally considered top predators in marine ecosystems, although this characterization is not always correct for all shark species, since their functional role in ecosystems is conditioned by factors such as maximum body length, geographic distribution, trophic breadth, vulnerability to predation by other sharks (Roff et al., 2016) and feeding habits (Cortés, 1999). Based on the last aspect, stomach content and stable isotope studies have estimated that *I. oxyrinchus* occupies medium and high trophic positions between 3.60 and 4.96 (Cortés, 1999; Estrada et al., 2003; Rosas-Luis et al., 2016a; Biton-Porsmoguer et al., 2017).

The trophic level for *I. oxyrinchus* indicated that this species was a top predator of the secondary carnivore type. This high value (trophic position) is the result of the high consumption of prey that occupy different positions in the marine trophic chain of the Ecuadorian Pacific, as is the case of *D. gigas* (TL = 4.14), *S. oualiansis* (TL = 4.09), *Ancistrocheirus lesueurii* (TL = 4.13), *A. rochei eudorax* (TL = 4.13) and hemiramphids (TL = 2.82) (Froese and Paul, 2022). In addition to these food preferences, the large body size of *I. oxyrinchus*, maximum 4 m TL (Compagno, 2001), its wide range of horizontal (~2500 km) and vertical (~4000 m depth) movements (Gibson et al., 2021) and its diet breadth are additional characteristics that allow this species to position itself at the top of the marine food chain (Roff et al., 2016) and thus, consume prey from different habitats as well as from various trophic levels.

According to the previous classification and the position estimate of *I. oxyrinchus* obtained in this study, this species is considered a top predator that fulfils the functions of a carnivore. These results are similar to other species of same family Lamnidae, as the white shark, *Carcharodon carcharias*, TL = 4.1–5.4 (Kerr et al., 2006; Hussey et al., 2012) and longfin mako shark, *Isurus paucus*, TL = 3.5–5.7 (Estupiñán-Montaño and Delgado-Huertas, 2022). Therefore, this species plays an important role in the health maintenance of the Ecuadorian Pacific marine ecosystem, and may help to regulate lower trophic levels through top-down control (Navia et al., 2010; Bornatowski et al., 2014).

**Data.** The authors confirm that the data supporting the findings of this study are available within the article.

**Acknowledgements.** The authors thank the Escuela de Biología of the Facultad de Ciencias Naturales of the Universidad de Guayaquil for allowing us to use its laboratories for the analysis of the samples. C. E. M. thanks the Fundación Alium Pacific. F. G.-M. thanks the Instituto Politécnico Nacional for the fellowships granted (COFAA and EDI).

**Author contributions.** All authors contributed to conceptualization, formal analysis, investigation, methodology, visualization, writing – original draft, writing – review and editing

**Financial support.** This research received no specific grant from any funding agency, commercial or not-for-profit sectors.

**Competing interests.** None.

## References

- Abascal FJ, Quintans M, Ramos-Cartelle A and Mejuto J (2011) Movements and environmental preferences of the shortfin mako, *Isurus oxyrinchus*, in the Southeastern Pacific Ocean. *Marine Biology* **158**, 1175–1184.

- Allan JD and Castillo MM (2007) *Stream Ecology: Structure and Function of Running Waters*, 2nd Edn. New York: Springer.
- Applegate SP (1966) A possible record-sized bonito shark, *Isurus oxyrinchus* Rafinesque, from southern California. *California and Fish and Game* **52**, 204–207.
- Bass AJ, D'Aubrey DD and Kistnasamy N (1975) Sharks of the east coast of southern Africa. IV. The families Odontaspidae, Scapanorhynchidae, Isuridae, Cetorhinidae, Alopiidae, Orectolobidae and Rhinodontidae. *Oceanographic Research Institute* **39**, 1–102.
- Biton-Porsmoguer S, Bănaru D, Boudouresque CF, Dekeyser I, Béarez P and Miguez-Lozano R (2017) Compared diet of two pelagic shark species in the Northeastern Atlantic Ocean. *Vie et Milieu* **67**, 21–25.
- Biton-Porsmoguer S, Banaru D, Boudouresque CF, Dekeyser I, Viricel A and Merchán M (2015) DNA evidence of the consumption of short-beaked common dolphin, *Delphinus delphis*, by the shortfin mako shark, *Isurus oxyrinchus*. *Marine Ecology Progress Series* **532**, 177–183.
- Bornatowski H, Navia AF, Braga AA, Albilhoa V and Corrêa MFM (2014) Ecological importance of sharks and rays in a structural foodweb analysis in southern Brazil. *ICES Journal of Marine Science* **71**, 1586–1593.
- Bress M (1993) The behavior of sharks. *Reviews in Fish Biology and Fisheries* **3**, 133–159.
- Brown SC, Bizzarro JJ, Cailliet GM and Ebert DA (2011) Breaking with tradition: redefining measures for diet description with a case study of the Aleutian skate, *Bathyraja aleutica* (Gilbert, 1896). *Environmental Biology of Fishes* **95**, 3–20.
- Camhi M, Fowler S, Musick J, Bräutigam A and Fordham S (1998) Sharks and their relatives: ecology and conservation. Occasional Paper of the IUCN Species Survival Commission Occas. Pap. No. 20. IUCN, Oxford.
- Celis-De la Rosa AJ and Labrada-Martagón V (2014) *Bioestadística*, 3rd Edn. Ciudad de México: El Manual Moderno.
- Cervigón F (1994) *Los Peces Marinos de Venezuela*. Vol. 3. Caracas: Fundación Científica Los Roques.
- Clark E and Von Schmidt K (1965) Sharks of the Central Gulf Coast of Florida. *Bulletin of Marine Science* **15**, 13–83.
- Clarke M (1986) *A Handbook for the Identification of Cephalopod Beaks*. Oxford: Clarendon Press.
- Clothier C (1950) A key to some southern California fishes based on vertebral characters. Fishery Bulletin no. 79. Bureau of Marine Fisheries, California.
- Clothier C and Baxter J (1969) *Vertebral Characters of Some Californian Fishes with Notes on Other Eastern Pacific Species*. California: The Resources Agency.
- Coello D and Herrera M (2018) Desembarques de tiburones en las pesquerías artesanales del Ecuador durante el 2012. *Revista Científica de Ciencias Naturales y Ambientales* **12**, 1–8.
- Colwell RK (2019) Statistical estimation of species richness and shared species from samples EstimateS V. 9.1.0 University of Connecticut, Storrs. Available at <http://viceroy.eeb.uconn.edu/estimates/>
- Compagno LJV (2001) FAO species catalogue for fisheries purposes. Sharks of the World. An annotated and illustrated catalogue of the shark species known to date. Part 1. Volume 2. Bullhead, mackerel and carpet sharks (Heterodontiformes, Lamniformes and Orectolobiformes). FAO, Rome, Italy.
- Compagno LJV, Dando M and Fowler SL (2005) *A Field Guide to the Sharks of the World*. London: Collins.
- Conde-Moreno M and Galván-Magaña F (2006) Reproductive biology of the mako shark, *Isurus oxyrinchus*, on the south-western coast of Baja California, Mexico. *Cybius* **30**, 75–83.
- Cortés E (1999) Standardized diet composition and trophic level in sharks. *ICES Journal of Marine Science* **56**, 707–717.
- Cortés E (2000) Life history patterns and correlations in sharks. *Reviews in Fisheries Science* **8**, 299–344.
- Costa FES, Braga FMS, Arfelli CA and Andamorim AF (2002) Aspects of the reproductive biology of the shortfin mako, *Isurus oxyrinchus* (Elasmobranchii: Lamnidae), in the southeastern region of Brazil. *Brazilian Journal of Biology* **62**, 239–248.
- Daniel WW (1991) *Bioestadística, base para el análisis de las Ciencias de la Salud*, 4th Edn. Ciudad de México: Editorial Limusa.
- Estrada JA, Rice AN, Lutcavage ME and Skomal GB (2003) Predicting trophic position in sharks of the north-west Atlantic Ocean using stable isotope analysis. *Journal of Marine Biological Association United Kingdom* **83**, 1347–1350.
- Estupiñán-Montaño C and Delgado-Huertas A (2022) Longfin mako shark, *Isurus paucus*, in the Eastern Tropical Pacific: first evidence of trophic



- ontogeny based on the isotopic analysis of long-term tissues. *Thalassas: An International Journal of Marine Sciences* **38**, 49–55.
- Estupiñán-Montaño C, Galván-Magaña F, Elorriaga-Verplancken F, Zetina-Rejón MJ, Sánchez-González A, Polo-Silva CJ, Villalobos-Ramírez DJ, Rojas-Cundumí J and Delgado-Huertas A** (2021a) Ontogenetic feeding ecology of the scalloped hammerhead shark, *Sphyrna lewini*, in the Colombian eastern tropical Pacific. *Marine Ecology Progress Series* **663**, 127–143.
- Estupiñán-Montaño C, Tamburin E and Delgado-Huertas A** (2021b) New insights into the trophic ecology of the scalloped hammerhead shark, *Sphyrna lewini*, in the eastern tropical Pacific Ocean. *Environmental Biology of Fishes* **104**, 1611–1627.
- FAO** (2022) *Isurus Oxyrinchus Rafinesque, 1809*. Fisheries and Aquaculture Division. Rome. Available at <https://www.fao.org/fishery/en/aqspecies/2011/en> (accessed 3 September 2022).
- FAO-FIGIS** (2005) A world overview of species of interest to fisheries. Chapter: *Pomatomus saltatrix*. Available at [www.fao.org/figis/servlet/species?fid=3102](http://www.fao.org/figis/servlet/species?fid=3102) (accessed 13 March 2020).
- Field J, Baltz K, Philips J and Walker W** (2007) Range expansion and trophic interactions of the jumbo squid, *Dosidicus gigas*, in the California Current. *California Cooperative Oceanic Fisheries Investigations Reports* **48**, 131–146.
- Fischer W, Krupp F, Schneider W, Sommer C, Carpenter K and Niem V** (1995) *Guía FAO Para la Identificación de Especies Para los Fines de la Pesca. Pacífico Centro Oriental*. Vols. I, II and III. Rome, Italy: FAO.
- Froese R and Pauly D** (2022) FishBase. Available at [www.fishbase.org](http://www.fishbase.org) (accessed online 15 April 2022).
- García-Godos I** (2001) *Patrones Morfológicos del Otolito Sagitta de Algunos Peces óseos del mar Peruano*. Vol. 20. Callao, Perú: Instituto del Mar de Perú (IMARPE).
- Gibson KJ, Streich MK, Topping TS and Stunz G W** (2021) New insights into the seasonal movement patterns of shortfin mako sharks in the Gulf of Mexico. *Frontiers in Marine Science* **8**, 623105.
- Gorni GR, Goitein R and Amorim AF** (2013) Description of diet of pelagic fish in the southwestern Atlantic, Brazil. *Biota Neotropica* **13**, 61–69.
- Gorni GR, Loibel S, Goitein R and Amorim AF** (2012) Stomach contents analysis of shortfin mako (*Isurus oxyrinchus*) caught off southern Brazil: a Bayesian analysis. *Collective Volume of Science Papers ICCAT* **68**, 1933–1937.
- Groeneveld JC, Cliff G, Dudley SFJ, Foulis AJ, Santos J and Wintner SP** (2014) Population structure and biology of shortfin mako, *Isurus oxyrinchus*, in the south-west Indian Ocean. *Marine and Freshwater Research* **65**, 1045–1058.
- Hammer O** (2020) *Paleontological Statistics, PAST, Version 4.01*. Oslo: University of Oslo.
- Hendrick ME** (1995) Camarones. In Fischer W, Krupp F, Schneider W, Sommer C, Carpenter K and Niem V (eds) *Guía FAO para la identificación de especies para los fines de la pesca. Pacífico Centro Oriental*. Vol. 1. *Plantas e invertebrados*. Roma, Italy: FAO, pp. 417–538.
- Hoffman M** (1979) The use of Pielou's method to determine sample size in food studies. In Lipovsky SJ and Simenstad CA (eds), *Fish Food Habits Studies*. Proceeding of the second Pacific Northwest Technical Workshop. Seattle, USA: University of Washington, pp. 56–61.
- Holden MJ and Raitt DFS** (1975) *Manual de Ciencia Pesquera, parte 2, métodos para investigar los recursos y su aplicación*. Roma, Italy: FAO.
- Hussey NE, McCann HM, Cliff G, Dudley SFJ, Wintner SP and Fisk AT** (2012) Size-based analysis diet and trophic position of the white shark (*Carcharodon carcharias*) in South African Waters. In Domeier ML (ed.), *Global Perspectives on the Biology and Life History of the White Shark*. Boca Raton, FL, USA: CRC Press Taylor & Francis Group, pp. 27–49.
- Hyslop E** (1980) Stomach contents analysis, a review of methods and their application. *Journal of Fish Biology* **17**, 411–429.
- Ingrid L, Iverson K and Pinkas L** (1971) A pictorial guide to beaks of certain Eastern Pacific cephalopods. *Fishery Bulletin* **152**, 7–35.
- Jefferson TA and Leatherwood S** (1995) Mamíferos marinos. In Fischer W, Krupp F, Schneider W, Sommer C, Carpenter K and Niem V (eds), *Guía FAO para la identificación de especies para los fines de la pesca. Pacífico centro oriental*. Vol. 3. *Vertebrados. Parte 2*. Roma, Italy: FAO, pp. 1665–1745.
- Jereb P and Roper CFE** (2010) FAO species catalogue for fishery purposes. Cephalopods of the world. An annotated and illustrated catalogue of cephalopod species known to date. Myopsid and Oegopsid Squids. No. 4. Volume 2. FAO, Rome, Italy.
- Jereb P, Roper CFE, Norman MD and Finn JK** (2014) FAO species catalogue for fishery purposes. Cephalopods of the world. An annotated and illustrated catalogue of cephalopod species known to date. No. 4. Volume 3. Octopods and Vampire Squids. FAO, Rome, Italy.
- Jiménez P and Béarez P** (2004) Peces marinos del Ecuador continental. Tomo 2. SIMBIOE/NAZCA/IFEA, Quito, Ecuador.
- Joung SJ and Hsu HH** (2005) Reproduction and embryonic development of the shortfin mako, *Isurus oxyrinchus*, Rafinesque, 1810, in the northwestern Pacific. *Zoological Studies* **44**, 487–496.
- Juanes F, Hare JA and Miskiewicz AG** (1996) Comparing early life history strategies of *Pomatomus saltatrix*: a global approach. *Marine and Freshwater Research* **47**, 365–379.
- Kerr LA, Andrews AH, Cailliet GM, Brown TA and Coale KH** (2006) Investigations of  $\Delta^{14}\text{C}$ ,  $\delta^{13}\text{C}$ , and  $\delta^{15}\text{N}$  in vertebrae of white shark (*Carcharodon carcharias*) from the eastern North Pacific Ocean. *Environmental Biology of Fishes* **77**, 337–353.
- Klarian SA, Canales-Cerro C, Barría P, Zárate P, Concha F, Hernández S, Heidemeyer M, Sallaberry-Pincheira P and Meléndez R** (2018) New insights on the trophic ecology of blue (*Prionace glauca*) and shortfin mako sharks (*Isurus oxyrinchus*) from the oceanic eastern South Pacific. *Marine Biology Research* **14**, 173–182.
- Krebs CJ** (1985) *Ecología: estudio de la distribución y la abundancia*, 2nd Edn. Ciudad de México: Harla.
- Krebs CJ** (1999) *Ecological Methodology*, 2nd Edn. Menlo Park, CA, USA: Benjamin Cummings.
- Labropoulou M and Eleftheriou A** (1997) The foraging ecology of two pairs of congeneric demersal fish species: importance of morphological characteristics in prey selection. *Journal of Fish Biology* **50**, 324–340.
- Liu KM, Sibagariang RD, Joung SD and Wang SB** (2018) Age and growth of the shortfin mako shark in the Southern Indian Ocean. *Marine and Coastal Fisheries* **10**, 577–589.
- Loefer JK, Sedberry GR and McGovern JC** (2005) Vertical movements of a shortfin mako in the Western North Atlantic as determined by pop-up satellite tagging. *Southeastern Naturalist* **4**, 237–246.
- Lopez S, Barría P and Meléndez R** (2012) Feeding and trophic relationship of two highly migratory sharks in the eastern south Pacific Ocean. *Pan-American Journal of Aquatic Sciences* **7**, 50–56.
- López KS, Meléndez CR and Barría MP** (2009) Alimentación del tiburón marrajo *Isurus oxyrinchus* Rafinesque, 1810 (Lamniformes: Lamnidae) en el Pacífico Suroriental. *Revista de Biología Marina y Oceanografía* **44**, 439–451.
- Maia A, Queiroz N, Correia JP and Cabral H** (2006) Food habits of the shortfin mako, *Isurus oxyrinchus*, off the southwest coast of Portugal. *Environmental Biology of Fishes* **77**, 157–167.
- Malpica-Cruz M, Herzka SH, Sosa-Nishizaki O and Escobedo-Olvera MA** (2013) Tissue-specific stable isotope ratios of shortfin mako (*Isurus oxyrinchus*) and white (*Carcharodon carcharias*) sharks as indicators of size-based differences in foraging habitat and trophic level. *Fisheries Oceanography* **22**, 429–445.
- Márquez-García H** (2018) Hábitos alimentarios del tiburón mako, *Isurus oxyrinchus*, Rafinesque, 1810, de la costa occidental de Baja California Sur, México (Bachelor's thesis). Benemérita Universidad Autónoma de Puebla, Facultad de Ciencias Biológicas, México.
- Martínez-Ortiz J and García-Domínguez M** (2013) Guía de campo: condric-tios del Ecuador. Quimeras, tiburones y rayas. Ministerio de Agricultura, Ganadería, Acuicultura y Pesca (MAGAP). Viceministerio de Acuicultura y Pesca (VMAP)/Subsecretaría de Recursos Pesqueros (SRP), Manta, Ecuador.
- McMillan PJ, Griggs LH, Francis MP, Marriott PJ, Paul LJ, Mackay E, Wood BA and Sui Hand Wei F** (2011) New Zealand fishes. A field guide to common species caught by surface fishing. Volume 3. Report No. 69. New Zealand Aquatic Environment and Biodiversity, Wellington.
- Méndez-Macias JS, Velázquez-Chiquito VM, Estupiñán-Montaño C and Galván-Magaña F** (2019) Trophic ecology and ontogenetic shift in the diet of the sicklefin smoothhound (*Mustelus lunulatus*) in the southeastern Pacific Ocean. *Fishery Bulletin* **117**, 245–257.
- Mollet HF, Cliff G, Pratt HL Jr and Stevens JD** (2000) Reproductive biology of the female shortfin mako, *Isurus oxyrinchus*, Rafinesque, 1810, with comments on the embryonic development of lamnoids. *Fishery Bulletin* **98**, 299–318.
- Mucientes-Sandoval G and Saborido-Rey F** (2008) Acercamiento a la composición de la dieta de *Isurus oxyrinchus*, Rafinesque, 1810 en aguas del Pacífico Sur Central. *Revista de Investigaciones Marinas* **29**, 145–150.

- Muñoz H** (2012) *Características de los otolitos sagitales de peces pelágicos pequeños de interés comercial en las costas de Santa Elena, Pacífico ecuatoriano, julio 2011-enero 2012* (Bachelor's thesis) Universidad Península de Santa Elena. Santa Elena, Ecuador.
- Musick JA** (1999) Ecology and conservation of long-lived marine animals. In Musick JA (ed.), *Life in the Slow Lane: Ecology and Conservation of Long-Lived Marine Animals*. Bethesda, Maryland: American Fisheries Society Symposium, pp. 1–10.
- Navia AE, Cortés E and Mejía-Falla PA** (2010) Topological analysis of the ecological importance of elasmobranch fishes: a food web study on the Gulf of Tortuga, Colombia. *Ecological Modelling* **221**, 2918–2926.
- Odum EP** (1971) *Fundamentals of Ecology*, 3rd Edn. Philadelphia: Saunders.
- Olson J and Galván-Magaña F** (2002) Food habits and consumption rates of dolphinfish (*Coryphaena hippurus*) in the Eastern Pacific Ocean. *Fishery Bulletin* **100**, 279–298.
- Pincay-Espinoza JE** (2014) Descripción de la dieta del tiburón mako *Isurus oxyrinchus* (Rafinesque, 1810) en el Pacífico ecuatoriano (Bachelor's thesis). Universidad Laica 'Eloy Alfaro' de Manabí, Ecuador. Facultad de Ciencias del Mar. Manta, Ecuador.
- Pinkas L, Oliphant MS and Iverson ILK** (1971) *Food Habits of Albacore, Bluefin Tuna and Bonito in California Waters*. Fishery Bulletin, No. 152. California: The Resources Agency, Department of Fish and Game.
- Pope KL, Brown ML, Duffy WG and Michaletz PH** (2001) A caloric-based evaluation of diet indices for largemouth bass. *Environmental Biology of Fishes* **61**, 329–339.
- Preti A, Soykan CU, Dewar H, Wells RJD, Spear N and Kohin S** (2012) Comparative feeding ecology of shortfin mako, blue and thresher sharks in the California Current. *Environmental Biology of Fishes* **95**, 127–146.
- Ribot-Carballal MC, Galván-Magana F and Quiñónez-Velázquez C** (2005) Age and growth of the shortfin mako shark, *Isurus oxyrinchus*, from the western coast of Baja California Sur, México. *Fisheries Research* **76**, 14–21.
- Riede K** (2004) Global register of migratory species – from global to regional scales. Final Report of the R&D-Projekt 808 05 081. Federal Agency for Nature Conservation, Bonn.
- Rigby CL, Barreto R, Carlson J, Fernando D, Fordham S, Francis MP, Jabado RW, Liu KM, Marshall A, Pacoureaux N, Romanov E, Sherley RB and Winker H** (2019) *Isurus oxyrinchus*. The IUCN Red List of Threatened Species 2019: e.T39341A2903170. <https://dx.doi.org/10.2305/IUCN.UK.2019-1.RLTS.T39341A2903170.en> (accessed on 03 September 2022).
- Robertson DR and Allen GR** (2015) *Peces costeros del Pacífico oriental tropical: sistema de información en línea*. Versión 2.0. Balboa, Panamá: Instituto Smithsonian de Investigaciones Tropicales.
- Roff G, Doropoulos C, Rogers A, Bozec YM, Krueck NC, Aurellado E, Priest M, Birrell C and Mumby PJ** (2016). The ecological role of shark on coral reefs. *Trends in Ecology and Evolution* **31**, 305–407.
- Roper CFE, Sweeney MJ and Hochberg FG** (1995) Cefalópodos. In Fischer W, Krupp F, Schneider W, Sommer C, Carpenter K and Niem V (eds), *Guía FAO para la identificación de especies para los fines de la pesca, Pacífico centro oriental, Vol. 1. Plantas e invertebrados*. Roma, Italy: FAO, pp. 305–354.
- Rosas-Luis R, Navarro J, Loo-Andrade P and Forero MG** (2017) Feeding ecology and trophic relationships of pelagic sharks and billfishes coexisting in the central eastern Pacific Ocean. *Marine Ecology Progress Series* **573**, 191–201. <https://doi.org/10.3354/meps12186>
- Rosas-Luis R, Loo-Andrade P, Carrera-Fernández M, Pincay-Espinoza JE, Vinces-Ortega C and Chompoy-Salazar L** (2016b) Cephalopod species in the diet of large pelagic fish (sharks and billfishes) in Ecuadorian waters. *Fisheries Research* **173**, 159–168.
- Rosas-Luis R, Pincay-Espinoza JE, Loo-Andrade P and Carrera-Fernández M** (2016a) Trophic ecology of the shortfin mako, *Isurus oxyrinchus* (Lamniformes: Lamnidae) in the Eastern Pacific Ocean. In Kovács A and Nagy P (eds), *Advances in Marine Biology*. Vol. 1. New York: Nova Science Publishers, pp. 147–182.
- Sagar MV, Gop AM and Nair RJ** (2018) Stomach content analysis techniques in fishes. In Nair RJ (ed.), *Recent Advances in Fishery Biology Techniques for Biodiversity Evaluation and Conservation*. New Delhi: Indian Agricultural Statistics Research Institute, pp. 104–115.
- Salerno DJ, Burnett J and Ibara RM** (2001) Age, growth, maturity, and spatial distribution of bluefish, *Pomatomus saltatrix*, off the northeast coast of the United States, 1985–96. *Journal of Northwest Atlantic Fishery Science* **29**, 31–39.
- Shcherbachev YN** (1987) Preliminary list of thalassobathyal fishes of the tropical and subtropical waters of the Indian Ocean. *Journal of Ichthyology* **27**, 37–46.
- Sminkey TR and Musick JA** (1995) Age and growth of the sandbar shark, *Carcharhinus plumbeus*, before and after population depletion. *Copeia* **1995**, 871–883.
- Sminkey TR and Musick JA** (1996) Demographic analysis of the sandbar shark, *Carcharhinus plumbeus*, in the western North Atlantic. *Fishery Bulletin* **94**, 341–347.
- Stevens JD** (1983) Observations on reproduction in the shortfin mako, *Isurus oxyrinchus*. *Copeia* **1983**, 126–130.
- Stillwell CE** (1990) The ravenous mako. In Gruber SH (ed.), *Discovering Sharks. A Volume Honoring the Work of Stewart Springer*. Vol. 19–20. Highlands, New Jersey: American Littoral Society, pp. 77–78.
- Stillwell CE and Kohler NE** (1982) Food, feeding habits, and estimates of daily ration of the shortfin mako (*Isurus oxyrinchus*) in the northwest Atlantic. *Canadian Journal of Fisheries and Aquatic Science* **39**, 407–414.
- Tamburín E, Kim SL, Elorriaga-Verplancken FR, Madigan DJ, Hoyos-Padilla M, Sánchez-González A, Hernández-Herrera A, Castillo-Géniz JL, Godínez-Padilla CJ and Galván-Magaña F** (2019) Isotopic niche and resource sharing among young sharks (*Carcharodon carcharias* and *Isurus oxyrinchus*) in Baja California, Mexico. *Marine Ecology Progress Series* **613**, 107–124.
- Van der Laan R, Fricke R and Eschmeyer WN** (2022) Eschmeyer's catalogue of fishes classification. Available at <http://www.calacademy.org/scientists/catalog-of-fishes-classification/> (accessed 08 July 2022).
- Vaske-Jr T and Ricón-Filho G** (1998) Conteúdo estomacal dos tubarões azul (*Prionace glauca*) e anequim (*Isurus oxyrinchus*) em águas oceânicas no sul do Brasil. *Revista Brasileira de Biologia* **58**, 445–452.
- Velasco-Tarelo PM** (2005) Hábitos alimenticios e isótopos de 13C y 15N del tiburón mako, *Isurus oxyrinchus* (Rafinesque, 1810) en la costa occidental de Baja California Sur (Master's thesis). Centro Interdisciplinario de Ciencias Marinas. México.
- Vetter R, Kohin S, Preti A, McClatchie S and Dewar H** (2008) Predatory interactions and niche overlap between mako shark, *Isurus oxyrinchus*, and jumbo squid, *Dosidicus gigas*, in the California Current. *California Cooperative Oceanic Fisheries Investigations* **49**, 142–156.
- Vinueza E** (2015) Catálogo de otolitos sagitta de especies comerciales en los cantones de Sucre y San Vicente, Manabí, Pacífico ecuatoriano (Bachelor's thesis). Pontificia Universidad del Ecuador, Leónidas Plaza Gutiérrez.
- Wearmouth VJ and Sims DW** (2008) Chapter 2. Sexual segregation in marine fish, reptiles, birds and mammals: behaviour patterns, mechanisms and conservation implications. *Advances in Marine Biology* **54**, 107–170.
- Wisner RL** (1990) Scomberesocidae. In Quéro JC, Hureau JC, Karrer C, Post A and Saldanha L (eds), *Check-list of the Fishes of the Eastern Tropical Atlantic. Volume 2. (CLOFETA)*. Lisbon: JNICT; Paris: SEI; and Paris, France: UNESCO, pp. 598–603.
- Wolff G** (1982) A beak key for eight Eastern Tropical Pacific cephalopod species, with relationship between their beak dimension and size. *Fishery Bulletin* **80**, 357–370.
- Wolff G** (1984) Identification and estimation of size from beaks of eighteen species of cephalopods from the Pacific Ocean. NOAA Technical Report NMFS no. 17. NOAA, USA.
- Wood AD, Wetherbee BM, Juanes F, Kohler NE and Wilga C** (2009) Recalculated diet and daily ration of the shortfin mako (*Isurus oxyrinchus*), with a focus on quantifying predation on bluefish (*Pomatomus saltatrix*) in the northwest Atlantic Ocean. *Fishery Bulletin* **107**, 76–88.
- Wootton RJ** (1990) Ecology of teleost fishes. Chapman and Hall, London.
- Yatsu A** (1995) The role of slender tuna, *Allothenus fallai*, in the pelagic ecosystems of the South Pacific Ocean. *Japanese Journal of Ichthyology* **41**, 367–377.
- Young RE, Vecchione M and Mangold KM** (2019) Cephalopoda, Cuvier 1797, octopods, squids, nautilus. Available at <https://tolweb.org/Cephalopoda/19386/2019.03.26> (accessed 18 August 2022).
- Zeidberg LD and Robison BH** (2007) Invasive range expansion by the Humboldt squid, *Dosidicus gigas*, in the eastern North Pacific. *Proceedings of the National Academy of Sciences* **104**, 12948–12950. <https://doi.org/10.1073/pnas.0702043104>