

Grain legume–cereal intercropping: The practical application of diversity, competition and facilitation in arable and organic cropping systems

Henrik Hauggaard-Nielsen^{1,*} Bjarne Jørnsgaard², Julia Kinane¹, and Erik Steen Jensen¹

¹Biosystems Department, Risø National Laboratory, Technical University of Denmark, DK-4000 Roskilde, Denmark.

²Department of Agricultural Sciences, Faculty of Life Sciences, University of Copenhagen, DK-2630 Taastrup, Denmark.

*Corresponding author: henrik.hauggaard-nielsen@risoe.dk

Accepted 20 July 2007

Research Paper

Abstract

Intercropping is the simultaneous cultivation of more than one crop species on the same piece of land and is regarded as the practical application of basic ecological principles such as diversity, competition and facilitation. Field experiments were carried out on a sandy loam soil and a sandy soil in Denmark over three consecutive cropping seasons including dual grain legume (pea, faba bean and lupin)–barley intercropping as compared to the respective sole crops (SC). Yield stability of intercrops (IC) was not greater than that of grain legume SC, with the exception of the IC containing faba bean. Faba bean and lupin had lower yield stability than pea and fertilized barley. However, the different IC used environmental resources for plant growth up to 50% (LER = 0.91–1.51) more effectively as compared to the respective SC, but with considerable variation over location, years and crops. The SC performance supported the interspecific interactions within the IC stand. On the sandy loam 13% greater grain yield of pea cv. Agadir (520 g m^{-2}) was observed as compared to cv. Bohatyr. Faba bean and lupin yielded similarly (340 g m^{-2}) in the sandy loam soil, with decreasing yields on the sandy soil ($320\text{--}270 \text{ g m}^{-2}$). Nitrogen fixation was very constant in grain legume SC over species and location, varying from 13.2 to 15.8 g N m^{-2} , being lowest in peas and highest in faba bean and lupin. The intercropped grain legumes increased the proportion of plant N derived from N_2 -fixation by on average 10–15% compared to the corresponding SC. However, especially lupin was suppressed when intercropping, with a reduced N_2 -fixation from 15 to $5\text{--}6 \text{ g N m}^{-2}$. The IC were particularly effective at suppressing weeds, capturing a greater share of available resources than SC. Weed infestation in the different crops was comparable; however, it tended to be the highest in sole cropped faba bean, lupin and unfertilized barley, where the application of urea to barley reduced the weed infestation by around 50%. Reduction in disease was observed in all IC systems compared to the corresponding SC, with a general disease reduction in the range of 20–40%. For one disease in particular (brown spot on lupin) disease reduction was almost 80% in the IC. Intercropping practices offer many advantages but improved understanding of the ecological mechanisms associated with planned spatial diversity, including additional benefits with associated diversity, is needed to enhance the benefits achieved.

Key words: intercropping, grain legumes, cereals, yield advantage, resource use, nitrogen fixation, leaf diseases, weeds, grain quality

Introduction

Very often cropping systems are based on rotations of single genotype crops, although crop diversity is known to be a strong management tool¹. Intercropping, planned diversity in space, defined as the simultaneous growth of more than one species in the same field² is the practical

application of basic ecological principles such as diversity, competition and facilitation³.

Intercropping including legumes is an old and widespread practice in the low-input systems of the tropics². However, during the 20th century, farmers around the world replaced legume rotations and other traditional sources of nitrogen (N) with synthetic N fertilizers and

Table 1. The experiments were carried out in three successive years during 2001–2003 at two different locations in Denmark on a sandy loam soil and a sandy soil. The soil characteristics have been examined on 0–20 cm topsoil samples.

Parameter	Sandy loam soil	Sandy soil
Place	The Experimental Farm of Copenhagen University	Jyndevad Experimental Station
Location	55°40'N, 12°18'E	54°54'N, 9°8'E
Soil classification (USDA)	8% clay, 32% silt, 48% fine sand, 13% coarse sand	4% clay, 4% silt, 17% fine sand, 73% coarse sand
Soil pH (CaCl ₂)	6.8	5.5
Total soil C	1.7%	1.2%
Total soil N	0.12%	0.085%
Soil potassium	9.4%	3.8%
Soil phosphorus	3.6%	5.4%
Annual mean temperature	8°C	
Annual max. and min. temperature	16°C (July) and –1°C (February)	
Annual rainfall	600 mm	700 mm

increased use of pesticide inputs⁴. Today, the food and feed markets are experiencing increased awareness of environmental damage arising from the use of such non-renewable chemical resources, putting emphasis towards alternatives like organic farming. Organic crop production systems are commonly assumed to be more diverse than the conventional counterpart but that is not always the case. In temperate regions organic arable crop rotations consist mainly of sole crops (SC) (monocrops, pure stands) with the more diverse pastures being an exception⁵.

Reported grain legume–cereal intercropping performance indicates some principal advantage worth considering while directing present agricultural practices in more sustainable directions like yield advantages and greater yield stability over years compared to grain legume sole cropping^{5,6}. Furthermore, pea (*Pisum sativum* L.)–barley (*Hordeum vulgare* L.) dual intercropping compared to the corresponding sole cropping has shown a more efficient use of environmental sources for plant growth due to interspecific complementarity^{7,8}. Special emphasis has been on N dynamics showing, for example, increased barley grain N concentration when intercropped with grain legumes as compared to the respective sole cropped barley^{5,6,9} and higher percentage N derived from fixation (% Ndfa) in intercropped pea compared to sole cropped pea^{6,10,11}, but also increased competitive ability towards weeds has been highlighted⁵.

Grain legumes such as field pea, faba bean (*Vicia faba* var. *minor* L.) and narrow-leafed lupin (*Lupinus angustifolius* L.) are valuable protein and energy source in human nutrition¹² and animal feeding¹³. Furthermore, grain legumes benefit the cropping system, contributing with atmospheric N inputs through biological N₂-fixation and recycling of N-rich residues¹⁴—a fundamental process for maintaining soil fertility in, for example, organic farming systems¹⁵. Other positive effects are disease break-crop effects¹⁶ in the very often cereal-rich temperate cropping rotations.

The predominant cultivation of grain legumes under European temperate climates is sole cropping of pea. However, a major concern for farmers growing peas is the high degree of yield variability¹⁷ due to drought sensitivity¹⁸, lodging and weak competitive ability towards weeds^{5,19}. Improved cultivars of faba bean and lupin might be alternative grain legumes to pea with a higher seed protein concentration and stronger stem strength but probably with the some of the same obstacles as peas, such as weak competitive ability towards weeds²⁰. Intercropping experiments with faba bean and cereals have shown similar advantages^{9,21,22}, but knowledge of the effect of intercropping lupin and cereals for maturity is limited²³.

The main objectives of this three-year study were to determine the effects of dual intercropping of either pea, faba bean or lupin with barley in organic systems on yield performance, grain quality, N use, weed growth and diseases on two soil types in Denmark.

Materials and Methods

Location

The experiments were carried out in three subsequent years during 2001–2003 on a sandy loam soil and a sandy soil at two different locations in Denmark (Table 1). At both locations the soils have been cultivated for centuries and mainly cropped with cereals for the past four decades.

Experimental set-up

Field pea, faba bean and narrow-leafed lupin were grown as SC and in a two-species intercrop IC with spring barley. The field pea cultivars used were cv. Agadir, a semi-leafless cultivar with tendrils, relatively tall with a weak tendency to lodging (named pea A in tables and diagrams) and cv. Bohatyr, with normal leaves and medium stem strength (named pea B in tables and diagrams). The faba bean cv. Columbo had a low content of tannins and medium to early

maturity. The lupin cv. Prima had a relative early and uniform ripening caused by a highly reduced branching structure, where the upper main stem branches are reduced to a single floret in the axil of the main stem leaves. The two barley cultivars were cv. Lysiba, a low to medium yielding cultivar with a high content of the amino acids lysine and threonine (named barley L in tables and diagrams) and cv. Otira, a high yielding cultivar with low protein content (named barley O in tables and diagrams). Both barley cultivars had weak proneness to lodge.

The experimental plots (15 m² on the sandy loam soil and 36 m² on the sandy soil) were laid out in a complete one-factorial randomized block design with 16 treatments of IC and SC and four replicates. The dual IC design was based on the replacement principle, with mixed grain legume and barley grain sown in the same rows 12.8 cm apart at relative frequencies of 50:50. The rationale of the replacement design is that the interactions between IC components are not confounded by alterations in the plant density in the IC compared to the SC²⁴. Target plant densities in SC of 300, 120, 90 and 40 plants m⁻² for SC of barley, lupin, pea and faba bean, respectively, were in general achieved and the IC plant ratio of 50:50 was successfully obtained at both locations. Likewise, in the additional disease trials including three- and four-component IC in the respective 33:33:33 and 25:25:25:25 replacement ratios plant density and relative proportions were successfully established.

Management practice

The soils on the two locations contained efficient populations of native *Rhizobium leguminosarum* bv. *vicia* for the pea and faba bean symbiosis to work, whereas the lupin seeds were inoculated with an approved commercial *Bradyrhizobium lupini* strain just before seeding. Seeds were sown mixed in the rows in the same depth (3–5 cm) in early spring on both locations. The crops were grown according to organic agricultural management practice, except that the half of the barley SC was fertilized with 50 kg N ha⁻¹ in urea. A false seedbed was established prior to sowing on both locations. Mechanical weeding was performed on the sandy soil.

Sampling and analytical methods

Leaf diseases were monitored throughout the experimental growth season, and whenever diseases were observed successive samplings for relevant disease were established using standard protocols.

The crops were harvested at physiological maturity. The plots were harvested manually (1 m²) and separated into three fractions, i.e. grain legume, barley and weeds. The plant samples were dried at 70°C to constant weight and total dry matter (DM) production for each plot was determined separately for grain legumes, barley and weeds. After threshing, the grain DM yields were determined. Total N and ¹⁵N content were determined on 3–15 mg sub-samples of finely ground material using an elemental

analyzer (EA 1110) coupled in continuous flow mode to an isotope ratio mass spectrometer (Finnigan MAT DeltaPlus).

Calculations and statistics

Combined IC yield is the sum of yields of both the components in the IC. The land equivalent ratio (LER) is defined as the relative land area growing SC required to produce the yields achieved when growing IC².

$$L_A = \frac{Y_{A,IC}}{Y_{A,SC}}, \quad L_B = \frac{Y_{B,IC}}{Y_{B,SC}}, \quad (1)$$

LER for an IC of crop A and crop B is the sum of the partial LER values for crop A (L_A) and crop B (L_B).

$$LER = L_A + L_B, \quad (2)$$

LER values >1 indicates an advantage from intercropping in terms of the use of environmental resources for plant growth compared to SC. When LER <1 resources are used more efficiently by SC than by IC.

The ¹⁵N natural abundance (NA) method was used to estimate leguminous symbiotic N₂-fixation and calculated as the product of shoot N (grain legume biomass × % N content) and the percentage of plant N derived from fixation (% Ndfa). The percentage of plant N derived from fixation was determined as²⁵:

$$\% \text{ Ndfa} = \frac{(\delta^{15}\text{N}_{\text{reference plant}} - \delta^{15}\text{N}_{\text{legume}})}{\delta^{15}\text{N}_{\text{reference plant}} - B} \times 100. \quad (3)$$

The B value is a measure of isotopic fractionation during N₂-fixation²⁶. In the present study, B values were estimated for each grain legume species by analysis of the ¹⁵N of shoot N of nodulated pea, faba bean and lupin grown in N-free media^{9,27}. The ¹⁵N values are the ¹⁵N abundance relative to atmospheric N₂ (¹⁵N_{atmos}) expressed as parts per thousand, calculated for each sample of the legume and the reference plant²⁵.

$$\delta^{15}\text{N} = \frac{(\text{atom}\% \text{ } ^{15}\text{N}_{\text{sample}} - \text{atom}\% \text{ } ^{15}\text{N}_{\text{atmos}})}{\text{atom}\% \text{ } ^{15}\text{N}_{\text{atmos}}} \times 1000. \quad (4)$$

The NA method relies on differences in natural ¹⁵N enrichment in soil N compared to atmospheric N₂ and reflected in ¹⁵N value of the non-fixing reference plant. The respective barley SC for each replicate was used as the reference plant using an average of ¹⁵N of the two barley cultivars.

Nitrogen balances for crops were determined to evaluate the net effect on the soil N pool when growing grain legume–barley IC as compared to the corresponding SC.

$$\text{N balance} = \text{applied N} + \text{N}_2\text{-fixation (including below-ground N)} - \text{grain N export}. \quad (5)$$

Fixed N positioned in below-ground plant parts for each grain legume species was included assuming that 15.6, 17.2 and 18.6% of total N accumulation in pea, faba bean and lupin, respectively, was present in below-ground plant

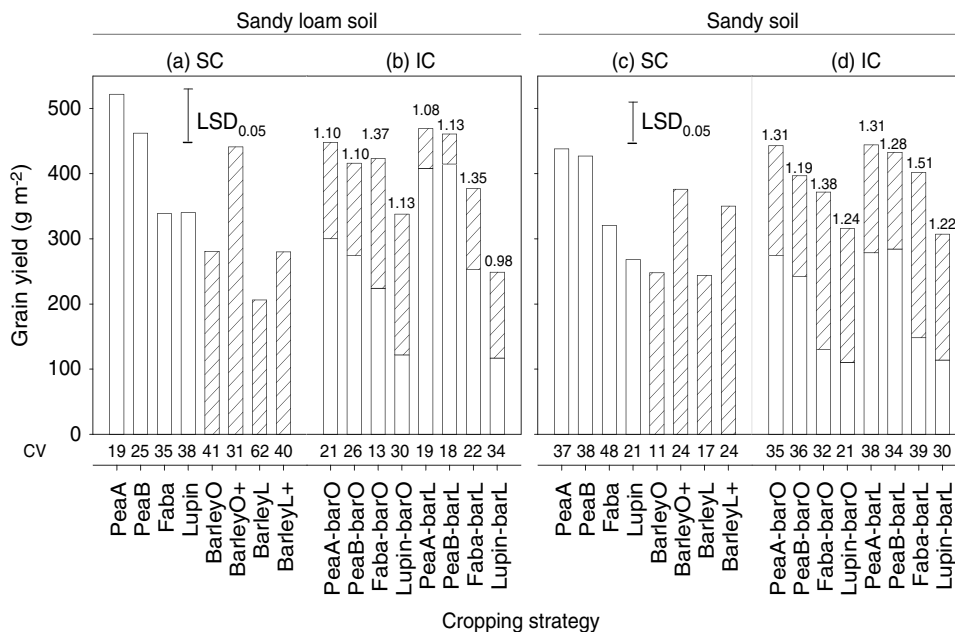


Figure 1. Average grain yields, yield stability [indicated below the x-axis as % CV (coefficient of variation) on average yields] of SC and IC of two pea cultivars (Agadir; peaA and Bohatyr; peaB), two barley cultivars (Otira = O and Lysiba = L), faba bean (Columbo) and lupin (Prima), grown in a sandy loam soil and a sandy soil during 2001–2003. Measures of intercropping advantage estimated using the LER are given on the top of IC bars. $LSD_{0.05}$ between cropping strategies is given by floating bars.

parts²⁸. When calculating the amount of fixed N₂ positioned in roots the percentage below ground was corrected for the actual % Ndfa in the specific treatment.

Analysis of variance on plant samples was carried out using the GLM procedure of the SAS software²⁹ and probabilities equal to or less than 0.05 were considered significant. Assumptions of normal distribution and variance homogeneity were tested graphically using residual plots. Additional statistical analysis was conducted when evaluating disease data, including the Kruskal–Wallis test.

Results and Discussion

Grain yield and N use

A fundamental aspect of intercropping is to avoid unfavorable intra- or inter-specific competition possibly including interspecific facilitation³⁰, where plants increase the growth and survival of their neighbors^{2,31,32}. LER ratios varied between 0.98 and 1.51 and indicate complementarities within the present grain legume–barley IC combinations^{2,31}, but with considerable variation over location, years and crops (Fig. 1). Combined IC grain yields were comparable to grain yields of sole cropped pea, but significantly greater than sole cropped lupin, faba bean and barley yields (Fig. 1). In descending order, the greatest grain yields were obtained for IC containing pea, faba bean and lupin. Pea was the dominant IC component on both soil types with no significant difference between cultivars. Faba bean dominated in the IC on the sandy loam soil, but not on the sandy soil. Lupin was suppressed by barley at both locations.

The SC performance supported the interspecific interactions within the IC stand with grain yields of the tested semi-leafless pea cv. Agadir of 520 g m⁻² in average over the 3 years on the sandy loam, 13% more than the normal leafed pea cv. Bohatyr. On the sandy soil there was no effect on choice of pea cultivar when sole cropping, averaging grain yields of 430–440 g m⁻², but with higher general pea–barley LER values due to lower barley yields (Fig. 1). When yields of IC exceed the yield sum of the component species grown alone², it is often as a result of better use of available growth resources^{8,32,33} typically controlled by the level of interspecific interactions and the corresponding SC yields. It has been inferred that the trend of LER in legume–cereal IC was associated with the yields of the legumes³¹, possibly due to the reputation of especially grain legumes having high yield variability^{15,34,35}. However, in the present study, the weaker interspecific competitor was sometimes the grain legume and sometimes barley depending on crop combination and soil type, which means that it is not a species phenomenon. It may just be the growth of the weaker component that is determining the yield efficiency of the IC combination.

Faba bean and lupin had both a yield of 340 g m⁻² in the sandy loam soil, with decreasing yields of 320 and 270 g m⁻² on the sandy soil, respectively. However, especially faba bean showed a high degree of complementarity when intercropped, with LER values between 1.37 and 1.51, indicating up to 50% better utilization of the environmental sources for plant growth by the IC than by the corresponding SC. Faba bean might be a better choice than pea due to better spatial or temporal complementarity towards the barley companion crop, leaving space for both

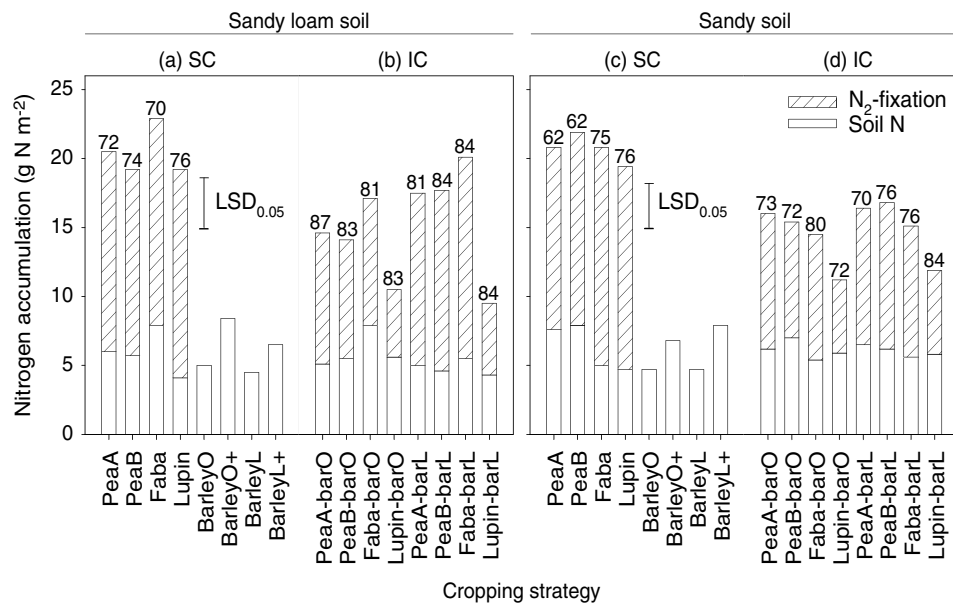


Figure 2. Total above-ground nitrogen (N) accumulation in SC and IC of grain legumes and barley partitioned in crop soil N, and leguminous symbiotic N₂-fixation at two separate locations during 2001–2003 (for further information see Fig. 1). Measures of percentage of N accumulated in above-ground grain legume originated from fixation are given on the top of bars. LSD_{0.05} between cropping strategies is given by floating bars.

crops to develop and thereby utilize available environmental growth resources. The yield of lupin on the sandy loam soil was the results of yields of 420, 430 and 170 g m⁻² in years 2001, 2002 and 2003; the latter yield due to the inoculation with an ineffective commercial *B. lupini* strain. Lupin have the greatest protein content of the present grain legumes³⁶ and extraordinary ability to mobilize phosphorus³⁷, but when growing a species under environmental conditions without efficient populations of native symbiotic bacteria difficulties with appropriate inoculation are clearly a limitation for farmers³⁸.

In contrast to results from Jensen⁶ yield stability of IC was not greater than that of grain legume SC, with the exception of the IC including faba bean. The grain legume–barley IC showed less or similar variability compared to at least one of the respective SCs (Fig. 1). When working in organic cropping systems evaluation of specific species and cropping strategies should be conducted as an integrated part of the organic farming practices. It is not always appropriate to continue with the general knowledge very often gathered under conventional growing conditions, such as robust and stable yielding cereals as compared to unpredictable and variable grain legumes. On the sandy loam soil the highest yield stability was actually observed for the peas, whereas the barley yield was very variable, especially at the low N level.

Faba bean and lupin had lower yield stability than pea and fertilized barley. In contrast, on the sandy soil the highest yield variability was observed in the pea cultivars and faba bean and the lowest in lupin and barley, where the application of urea-N increased the yield variation significantly (Fig. 1). Grain legume–barley intercropping might not be the highest yielding as compared to the yield

of one of the corresponding SCs in a single year, but it can be regarded as insurance against the complex abiotic and biotic stresses influencing crop performance, especially in organic systems. Self-regulation within the IC stand caused by interspecific interactions² can have a compensation effect against temporal or spatial nutritional limitations and/or attack from pest and disease organisms reducing annual yield variability.

Despite accounting for approximately more than half of the total biomass production (Fig. 1) the grain legumes accumulated less soil N when intercropped than could have been expected from SC uptake (Fig. 2). However, the LER values for soil N uptake were all considerably higher than 1, indicating a better utilization of soil N sources by the IC than by SC (data not shown). In accordance with other reported work^{5,6,9} barley obtained proportionately more of the soil N when intercropped (Fig. 2), indicating that barley has a greater competitive ability for inorganic N sources^{5,6}. Likewise, after application of 5 g N m⁻² the grain yield of barley was raised 40–50% at both locations independent of cultivar (Fig. 1). When an intercropped cereal is more competitive for soil inorganic N the legume is forced to rely on N₂-fixation^{9,39,40}. The intercropped grain legumes increased their proportion of plant N derived from N₂-fixation by on average 10–15% compared to the corresponding SC (Fig. 2). Nitrogen fixation was very constant in grain legume SC over species and location, varying from 13.2 to 15.8 g N m⁻², being lowest in peas and highest in faba bean and lupin. In the IC the nitrogen fixation per area decreased with increasing barley suppression of the grain legume, and fixation was more reduced with barley cv. Otira than when intercropped with barley cv. Lysiba, and more for faba bean and

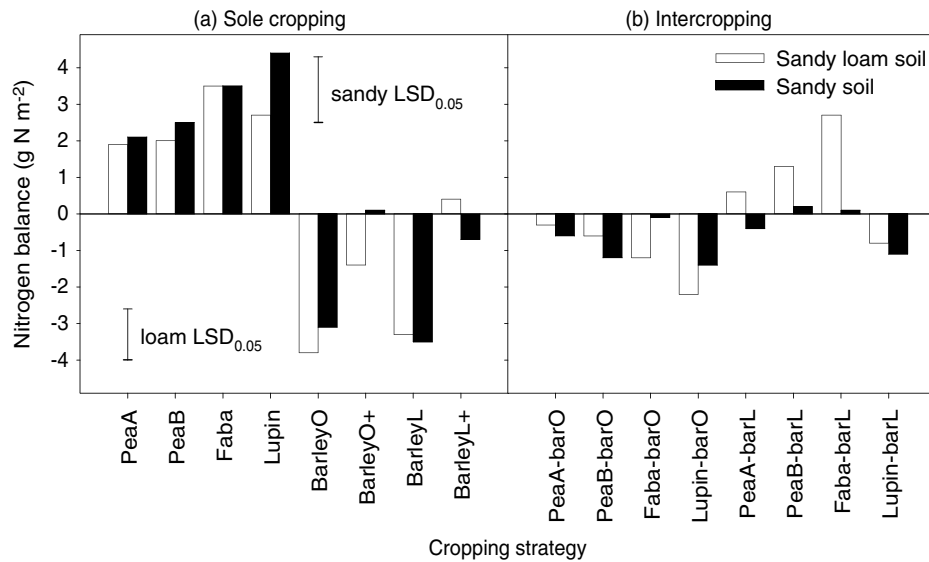


Figure 3. Nitrogen balance for each cropping strategy of sole cropping (a) and grain legume–barley intercropping (b) on a sandy loam soil and a sandy soil during 2001–2003 (for further information see Fig. 1). Balances were calculated according to equation (5). LSD_{0.05} between cropping strategies is given by floating bars.

lupin than for peas. Especially lupin was suppressed when intercropping, with a reduced N₂-fixation from 15 to 5–6 g N m⁻². The interspecific interactions among the crops are delicate and specific to locations, and the growing of a certain IC combination may derive from several considerations such as: (i) more stable yields, (ii) N inputs to the cropping system and (iii) competitive ability towards traditional heavy weed infestation of a specific field, among several others.

Crop N balances were determined to evaluate the effect of cropping on soil N fertility. After subtracting N exported in the harvested grain crop, N balances were +2 g m⁻² for both pea cultivars on both soil types and about +3.5 g m⁻² for the faba bean and lupin. In barley, the crop N balances were all negative, ranging from, on average, –3.5 g m⁻² on both soil types without urea-N application to near 0 after application of 5 g urea-N m⁻² (Fig. 3). As the quantity of N in the harvested grain and the amount of fixed nitrogen is slightly lower for peas than for faba bean and lupin, the N balance is lower for the peas although still positive, meaning that grain legumes make a net contribution of N to the soil. When intercropping, a slightly negative balance was found except when faba bean was intercropped with barley cv. Lysiba on the sandy soil. The same trend was seen for the pea cv. Bohatyr. However, grain legume–cereal IC are not likely to increase soil inorganic N in the long term, but rather deplete it, although at a slower rate than in barley sole cropping.

Grain N concentration

The N content of grain legumes was highest on the sandy soil as compared to the sandy loam (Table 2) whereas the barley grain N content for the two soils went in both directions. The peas had an average N level of 3.6%, the

Table 2. Grain nitrogen concentration (%) of sole cropped and intercropped grain legumes with barley at two locations during 2001–2003.

Cropping strategy	Species ¹	Grain legume		Barley	
		Sandy loam	Sandy	Sandy loam	Sandy
Sole crop	PeaA	3.27	3.73		
	PeaB	3.35	3.98		
	Faba	4.77	5.16		
	Lupin	4.94	5.67		
	BarleyO			1.43	1.36
	BarleyO+ ²			1.48	1.39
	BarleyL			1.61	1.51
	BarleyL+			1.66	1.71
Intercrop	PeaA + barO	3.15	3.84	1.80	1.64
	PeaB + barO	3.26	3.98	1.81	1.89
	Faba + barO	4.68	5.02	1.65	1.55
	Lupin + barO	4.72	4.9	1.42	1.72
	PeaA + barL	3.33	3.82	2.18	2.05
	PeaB + barL	3.34	3.97	2.15	2.14
	Faba + barL	5.10	5.19	2.00	1.65
	Lupin + barL	4.63	5.19	1.72	1.59
LSD _{0.05}		0.34	0.51	0.13	0.33

¹ For further information on species cultivars see Figure 1.

² The symbol + indicates application of 5 g urea-N m⁻² to the barley sole crops.

faba bean 5% and the lupin 5.3%. A significant effect of the barley cultivar was noted where barley cv. Lysiba had a N concentration in the grain which was 0.2% higher than barley cv. Otira, and it responded to increased N level by a larger increase in grain N concentration compared to barley cv. Otira, which responded by a higher increase in total grain yield (Fig. 1). Competition from barley had little

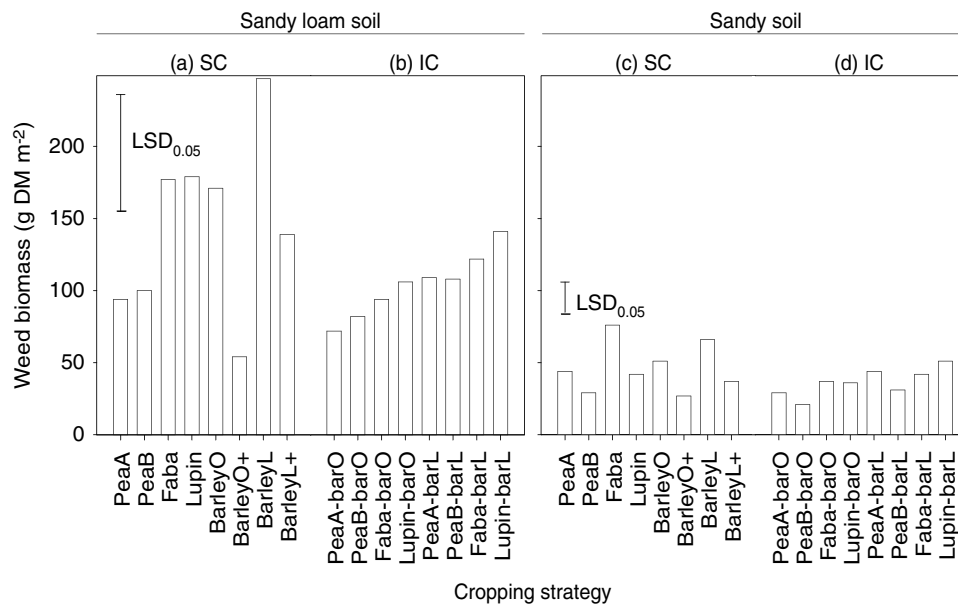


Figure 4. Weed above-ground DM production below grain legumes and barley sole cropping (SC) as compared to below grain legume–barley intercrops at two separate locations during 2001–2003 (for further information see Fig. 1). LSD_{0.05} between cropping strategies is given by floating bars.

effect on grain legume grain N concentration despite a general reduced grain legume total N accumulation and increased proportion of N derived from fixation (Fig. 2). When barley was intercropped with pea significantly higher grain N concentration was found compared to the barley SC (Table 1), also when applying fertilizer N. On the contrary, faba bean only increased barley cv. Otira grain N concentration on the sandy loam whereas intercropped lupin did not influence measured barley grain qualities.

Grain legume–cereal interspecific competition can modify cereal grain N concentration^{5,6} because grain legumes in general compete less efficiently for soil N sources. Relatively more soil N becomes available to the intercropped cereal as compared to the respective SC (Fig. 2). However, since grain legumes compete for other growth factors, such as light, water and non-N nutrients, cereals may not increase their yield in direct proportion to the amount of N available and an increased concentration of grain N can be observed. This is presumably the case for the present productive intercropped pea, whereas the less productive faba bean and lupin are not able to create enough interspecific competition towards growth factors other than N to raise barley N concentration (Table 1).

Other studies show how the N content of the wheat (*Triticum* spp.) grain increases when intercropped with faba bean^{21,22}. From a recent study including intercropping of wheat with faba bean in Denmark, Germany, Italy and UK in both additive and replacement designs it was concluded that the increase in protein concentration of wheat grain in IC could be of economic benefit when selling wheat for breadmaking, but only if the bean crop was also marketed effectively⁴¹. Other cereal species such as rye (*Secale* spp.) or oat (*Avena* spp.) are also possible cereal IC components,

depending on the specific target for the IC (grain quality, soil fertility, weed infestation level, etc.). Knowledge of the effect of intercropping lupin and cereals for maturity is limited²³, but the limited branching ability of the present lupin may reduce the ability to obtain sunlight which can translate into major competitive limitations⁴² that strongly influence the interspecific competitive ability.

Competitive ability towards weeds

IC that are particularly effective at suppressing weeds capture a greater share of available resources than SC¹⁹, which was clearly the case in the present study (Fig. 1). Any part of the soil surface that is not occupied by crop species is potentially subject to invasion by weedy species. Therefore, a typically more vigorous barley canopy structure as compared especially to faba bean and lupin in the present study provides a quicker, greater and more extensive soil coverage. A lower grain legume seeding density and initial growth rate, as compared to cereals⁸, can fuel a rapid and intensive early weed resource uptake and thereby dominance throughout the rest of the growing season⁴³.

Weed infestation in the different crops were comparable; however, it tended to be highest in sole cropped faba bean, lupin and unfertilized barley, where the application of urea to barley reduced the weed infestation by around 50% (Fig. 4). Especially on the sandy loam soil considerable weed infestation levels were found within faba bean and lupin as well as barley, except for the fertilized barley cv. Otira which was able to suppress the weeds. The weed biomass on the sandy soil was one-quarter that on the sandy loam soil due to efficient mechanical weeding management and less infestation by volunteer red clover

Table 3. Diseases observed during the growth seasons 2001–2003 on the sandy loam soil and their percentage severity on the SC and median disease percentage reductions in disease in the dual intercrop systems (IC) as compared to the corresponding SC.

Diseases	Year	Cropping strategy							
		Pea ¹		Faba bean		Lupin		Barley	
		SC ²	IC ³	SC	IC	SC	IC	SC	IC
Ascochyta blight (<i>Mycospora pinoides</i>)	2001	n/o	–						
	2002	9	–39** ⁴						
	2003	10	–25*						
Chocolate spot (<i>Botrytis fabae</i>)	2001			n/o	–				
	2002			20	–24 ns				
	2003			22	–28 ns				
Brown spot (<i>Peronospora</i>)	2001					n/o	–		
	2002					3	–78***		
	2003					8	–87**		
Net blotch (<i>Pyrenophora teres</i>)	2001							25	–31*
	2002							20	–33*
	2003							25	–32**
Brown rust (<i>Puccinia hordei</i>)	2001							18	–18 ns
	2002							7	–28 ns
	2003							5	–23 ns

¹ For further information on species cultivars see Figure 1.

² The amount of disease observed when sole cropping (SC) in percentage leaf area covered.

³ Median percentage disease reduction in the present dual IC.

⁴ *, **, *** indicate significant differences ($P < 0.05, 0.01, 0.001$) from SC using the Kruskal–Wallis test. ns, indicates no significant difference.

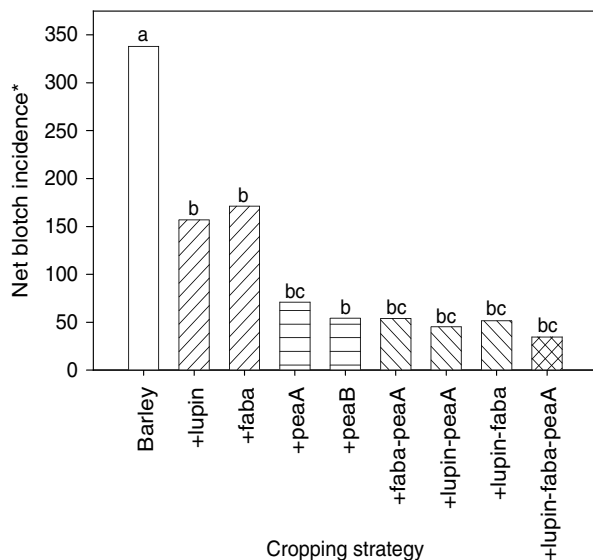


Figure 5. Effect of two-, three- and four-component IC of barley, lupin, faba bean and pea on incidence of barley net blotch (*Pyrenophora teres*) during 2002 when grown in the sandy loam soil. * Disease incidence measured as area under disease progress curve (AUDPC). Different letters indicate significant ($P < 0.05$) differences using the Kruskal–Wallis test. For further information see Figure 1.

(*Trifolium pratense*), which was a major problem on the sandy loam soil, especially in 2002. In general, the intercrops average the weed infestation levels in such a

way that they are always lower than the levels of weeds in one of the IC component crops. This shows a more resilient crop stand able to respond to actual growing conditions as compared to grain legume sole cropping. Such a trait might be important to include as a management tool when the quantity and diversity of the weeds are high, as in the case of organic farming systems⁴⁴.

Effect on diseases

Components of IC are often less damaged by pest and disease organisms than when grown as SC, but this often varies unpredictably¹⁶. As an example, barley net blotch infestation levels are highlighted in Figure 5, as it was the most serious disease on barley during all 3 years. Interestingly, increasing the number of grain legume components reduced the amount of disease. As a general picture, reduction in disease was observed in all IC systems compared to the corresponding SC (Table 3). For all diseases (with the exception of brown spot on lupin) disease reduction was in the range of 20–40% (Table 3). Pathogens varied in dispersal mechanism and type (biotrophic or necrotrophic) and crops varied in height and anatomy. This suggests that there are mechanisms operating, possibly in all IC systems, whereby disease levels are reduced. However, for one disease in particular (brown spot on lupin) disease reduction was almost 80% in the IC. Furthermore, the well documented complementarity between intercropped barley and pea with respect to N^{6,8,40} may in turn influence plant health⁴⁵.

To be able to predict which crop–disease combination would give the largest disease reduction, the mechanisms behind the disease reduction in IC must be understood, which was not possible during the present study. However, it is without doubt that under some conditions, intercropping can usefully contribute to the control of disease populations, but do the reductions in disease have any real effect on yield? This is a very difficult question to answer. We believe it is fair to say that if disease levels are high, then reduction in disease levels will have a greater effect on yield than if the initial disease levels are low. To test that, it is necessary to carry out specific yield experiments, where there is a disease-free control, which is impossible when working in organic farming systems.

Intercropping on the market

Most grain legume–cereal mixtures with similar ripening times are easy to combine-harvest using traditional on-farm equipment, but few buyers purchase mixed grains. Farmers are often left with the options of harvesting the mixture for animal feed. However, during the past 3–5 years a few Danish buyers working in the organic market have purchased mixed grains, often used for seed because of less damage from pest and diseases. The buyers charge 15–20€ per ton mixed grain for separation and cleaning, but when it is contracted for seed, a premium is given, making it profitable for the farmers to grow.

Grain legume–cereal intercropping is regarded as a cropping strategy based on the manipulation of plant interactions in time and space to maximize growth, with the possibility of increasing input of leguminous N₂-fixation into cropping systems and reducing the need for fertilizer N applications, and reducing pesticides due to improved competition towards weeds and less general damage by pest and disease organisms. Intercropping strategies offer a number of agroecological functions and services to the market, which are of increasing importance taking into account present environmental and energy issues on the global political agenda. Improved harvest technologies may in future make intercropping more attractive in the intensive agricultural areas of developed countries.

Conclusions

We conclude that the intercropping of arable crops has great potential in organic cropping systems. Intercropping may enhance and stabilize yields, reduce weeds and plant diseases and improve resource use. Improved understanding of the ecological mechanisms associated with planned spatial diversity, including additional benefits with associated diversity, will potentially enhance the benefits achieved from intercropping.

Acknowledgement. The project was funded by the Danish Research Centre for Organic Food and Farming (DARCOF).

References

- 1 Altieri, M.A. 1999. The ecological role of biodiversity in agroecosystems. *Agriculture Ecosystems and Environment* 74:19–31.
- 2 Willey, R.W. 1979. Intercropping – its importance and research needs. Part 1. Competition and yield advantages. *Field Crop Abstracts* 32:1–10.
- 3 Hauggaard-Nielsen, H. and Jensen, E.S. 2005. Facilitative root interactions in intercrops. *Plant and Soil* 274:237–250.
- 4 Crews, T.E. and Peoples, M.B. 2004. Legume versus fertilizer sources of nitrogen: ecological tradeoffs and human needs. *Agriculture Ecosystems and Environment* 102:279–297.
- 5 Hauggaard-Nielsen, H., Ambus, P., and Jensen, E.S. 2001. Interspecific competition, N use and interference with weeds in pea–barley intercropping. *Field Crops Research* 70:101–109.
- 6 Jensen, E.S. 1996. Grain yield, symbiotic N₂ fixation and interspecific competition for inorganic N in pea–barley intercrops. *Plant and Soil* 182:25–38.
- 7 Corre-Hellou, G. and Crozat, Y. 2005. Assessment of root system dynamics of species grown in mixtures under field conditions using herbicide injection and ¹⁵N natural abundance methods: a case study with pea, barley and mustard. *Plant and Soil* 276:177–192.
- 8 Hauggaard-Nielsen, H., Ambus, P., and Jensen, E.S. 2001. Temporal and spatial distribution of roots and competition for nitrogen in pea–barley intercrops – a field study employing ³²P technique. *Plant and Soil* 236:63–74.
- 9 Knudsen, M.T., Hauggaard-Nielsen, H., Jørgensen, B., and Jensen, E.S. 2004. Comparison of interspecific competition and N use in pea–barley, faba bean–barley and lupin–barley intercrops grown at two temperate locations. *Journal of Agricultural Science* 142:617–627.
- 10 Hauggaard-Nielsen, H., Andersen, M.K., Jørgensen, B., and Jensen, E.S. 2006. Density and relative frequency effects on competitive interactions and resource use in pea–barley intercrops. *Field Crops Research* 95:256–267.
- 11 Izaurralde, R.C., McGill, W.B., and Juma, N.G. 1992. Nitrogen fixation efficiency, interspecies N transfer, and root growth in barley–field pea intercrop on a black chernozemic soil. In *Proceedings of the 27th Annual Conference of the Agronomy Society of New Zealand* 13:11–16.
- 12 Iqbal, A., Khalil, I.A., Ateeq, N., and Khan, M.S. 2006. Nutritional quality of important food legumes. *Food Chemistry* 97:331–335.
- 13 Gdala, J. 1998. Composition, properties, and nutritive value of dietary fibre of legume seeds. A review. *Journal of Animal and Feed Sciences* 7:131–150.
- 14 Jensen, E.S. 1994. Availability of nitrogen in ¹⁵N-labelled mature pea residues to subsequent crops in the field. *Soil Biology and Biochemistry* 26:465–472.
- 15 Jensen, E.S. and Hauggaard-Nielsen, H. 2003. How can increased use of biological N₂ fixation in agriculture benefit the environment? *Plant and Soil* 252:177–186.
- 16 Trenbath, B.R. 1993. Intercropping for the management of pests and diseases. *Field Crops Research* 34:381–405.
- 17 Jensen, E.S. 1998. Competition for and utilization of nitrogen sources by intercrops of pea and barley. In O. van Cleemput, S. Haneklaus, G. Hofman, E. Schnug, and A. Vermoesen (eds). *11th International World Fertilizer Congress*, 7–13

- September 1997, Fertilization for Sustainable Plant Production and Soil Fertility, Gent, Belgium. p. 652–659.
- 18 Heath, M.C. and Hebblethwaite, P.D. 1985. Agronomic problems associated with the pea crop. In P.D. Hebblethwaite, M.C. Heath, and T.C.K. Dawkins (eds). *The Pea Crop*. Butterworth, London, UK. p. 19–29.
 - 19 Liebman, M. and Dyck, E. 1993. Crop rotation and intercropping strategies for weed management. *Ecological Applications* 3:92–122.
 - 20 Hebblethwaite, P.D. 1982. The effects of water stress on the growth, development and yield of *Vicia faba* L. In G. Hawtin and C. Webb (eds). *Faba Bean Improvement*. Martinus Nijhoff, The Netherlands. p. 165–175.
 - 21 Bulson, H.A.J., Snaydon, R.W., and Stopes, C.E. 1997. Effects of plant density on intercropped wheat and field beans in an organic farming system. *Journal of Agricultural Science* 128:59–71.
 - 22 Jensen, E.S. 1986. Intercropping field bean with spring wheat. *Vorträge für Pflanzenzüchtung* 11:67–75.
 - 23 Palmason, F., Danso, S.K.A., and Hardarson, G. 1992. Nitrogen accumulation in sole and mixed stands of sweet-blue lupin (*Lupinus angustifolius* L.), ryegrass and oats. *Plant and Soil* 142:135–142.
 - 24 De Wit, C.T. and Van den Bergh, J.P. 1965. Competition between herbage plants. *Netherlands Journal of Agricultural Sciences* 13:212–221.
 - 25 Shearer, G. and Kohl, D.H. 1986. N₂-fixation in field settings – estimations based on natural ¹⁵N abundance. *Australian Journal of Plant Physiology* 13:699–756.
 - 26 Unkovich, M.J., Pate, J.S., Sanford, P., and Armstrong, E.L. 1994. Potential precision of the δ¹⁵N natural abundance method in field estimates of nitrogen fixation by crop and pasture legumes in South west Australia. *Australian Journal of Agricultural Research* 45:119–132.
 - 27 Hauggaard-Nielsen, H., Ambus, P., and Jensen, E.S. 2003. The comparison of nitrogen use and leaching in sole cropped versus intercropped pea and barley. *Nutrient Cycling in Agroecosystems* 65:289–300.
 - 28 Mayer, J., Buegger, F., Jensen, E.S., Schloter, M., and Hess, J. 2003. Estimating N rhizodeposition of grain legumes using a N-15 *in situ* stem labelling method. *Soil Biology and Biochemistry* 35:21–28.
 - 29 SAS. 1990. *SAS Procedure Guide*. SAS Institute.
 - 30 Callaway, R.M. 1995. Positive interactions among plants. *The Botanical Review* 61:306–349.
 - 31 Ofori, F. and Stern, W.R. 1987. Cereal–legume intercropping systems. *Advances in Agronomy* 41:41–90.
 - 32 Vandermeer, J. 1989. *The Ecology of Intercropping*. Cambridge University Press, Cambridge, UK. p. 237.
 - 33 Natarajan, M. and Willey, R.W. 1980. Sorghum–pigeonpea intercropping and the effects of plant-population density. 1. Growth and yield. *Journal of Agricultural Science* 95:51–58.
 - 34 Giller, K.E. and Cadisch, G. 1995. Future benefits from biological nitrogen fixation: an ecological approach to agriculture. *Plant and Soil* 174:255–277.
 - 35 van Kessel, C. and Hartley, H. 2000. Agricultural management of grain legumes: has it led to an increase in nitrogen fixation? *Field Crops Research* 65:165–181.
 - 36 Jensen, C.R., Joernsgaard, B., Andersen, M.N., Christiansen, J.L., Mogensen, V.O., Friis, P., and Petersen, C.T. 2004. The effect of lupins as compared with peas and oats on the yield of the subsequent winter barley crop. *European Journal of Agronomy* 20:405–418.
 - 37 Braum, S.M. and Helmke, P.A. 1995. White lupin utilizes soil phosphorus that is unavailable to soybean. *Plant and Soil* 176:95–100.
 - 38 Peoples, M.B., Ladha, J.K., and Herridge, D.F. 1995. Enhancing legume N₂ fixation through plant and soil management. *Plant and Soil* 174:83–101.
 - 39 Carr, P.M., Martin, G.B., Caton, J.S., and Poland, W.W. 1998. Forage and nitrogen yield of barley–pea and oat–pea intercrops. *Agronomy Journal* 90:79–84.
 - 40 Corre-Hellou, G., Fustec, J., and Crozat, Y. 2006. Interspecific competition for soil N and its interaction with N₂ fixation, leaf expansion and crop growth in pea–barley intercrops. *Plant and Soil* 282:195–208.
 - 41 Godding, M.J., Kasyanova, E., Ruske, R., Hauggaard-Nielsen, H., Jensen, E.S., Dahlmann, C., Von Fragstein, P., Dibet, A., Corre-Hellou, G., Crozat, Y., Pristeri, A., Romeo, M., and Monti, M. 2007. Intercropping with pulses to concentrate nitrogen and sulphur in wheat. *Journal of Agricultural Science*, in press.
 - 42 Midmore, D.J. 1993. Agronomic modification of resource use and intercrop productivity. *Field Crops Research* 34:357–380.
 - 43 Liebman, M. and Davis, A.S. 2000. Integration of soil, crop and weed management in low-external-input farming systems. *Weed Research* 40:27–47.
 - 44 Rydberg, N.T. and Milberg, P. 2000. A survey of weeds in organic farming in Sweden. *Biological Agriculture and Horticulture* 18:175–185.
 - 45 Kinane, J. and Lyngkjær, M. 2002. Effect of barley–legume intercrop on disease frequency in an organic farming system. *Plant Protection Science* 38:227–231.