

# Onset of thermal convection in non-colloidal suspensions

Changwoo Kang<sup>1,2</sup>, Harunori N. Yoshikawa<sup>3</sup> and Parisa Mirbod<sup>1,†</sup>

<sup>1</sup>Department of Mechanical and Industrial Engineering, University of Illinois at Chicago, 842 W. Taylor Street, Chicago, IL 60607, USA

<sup>2</sup>Department of Mechanical Engineering, Jeonbuk National University, 567 Baekje-daero, Deokjin-gu, Jeonju-si, Jeollabuk-do 54896, Republic of Korea

<sup>3</sup>Institut de Physique de Nice, Université Côte d'Azur, CNRS UMR 7010, 06100 Nice, France

(Received 23 June 2020; revised 9 December 2020; accepted 12 January 2021)

This study explores thermal convection in suspensions of neutrally buoyant, non-colloidal suspensions confined between horizontal plates. A constitutive diffusion equation is used to model the dynamics of the particles suspended in a viscous fluid and it is coupled with the flow equations. We employ a simple model that was proposed by Metzger, Rahli & Yin (*J. Fluid Mech.*, vol. 724, 2013, pp. 527–552) for the effective thermal diffusivity of suspensions. This model considers the effect of shear-induced diffusion and gives the thermal diffusivity increasing linearly with the thermal Péclet number ( $Pe$ ) and the particle volume fraction ( $\phi$ ). Both linear stability analysis and numerical simulation based on the mathematical models are performed for various bulk particle volume fractions ( $\phi_b$ ) ranging from 0 to 0.3. The critical Rayleigh number ( $Ra_c$ ) grows gradually by increasing  $\phi_b$  from the critical value ( $Ra_c = 1708$ ) for a pure Newtonian fluid, while the critical wavenumber ( $k_c$ ) remains constant at 3.12. The transition from the conduction state of suspensions is subcritical, whereas it is supercritical for the convection in a pure Newtonian fluid ( $\phi_b = 0$ ). The heat transfer in moderately dense suspensions ( $\phi_b = 0.2$ – $0.3$ ) is significantly enhanced by convection rolls for small Rayleigh number ( $Ra$ ) close to  $Ra_c$ . We also found a power-law increase of the Nusselt number ( $Nu$ ) with  $Ra$ , namely,  $Nu \sim Ra^b$  for relatively large values of  $Ra$  where the scaling exponent  $b$  decreases with  $\phi_b$ . Finally, it turns out that the shear-induced migration of particles can modify the heat transfer.

**Key words:** Bénard convection, nonlinear instability, suspensions

## 1. Introduction

The natural convection in particle-laden flows has been widely studied. This is because they are commonly encountered in many engineering, environmental and medical

† Email address for correspondence: [pmirbod@uic.edu](mailto:pmirbod@uic.edu)

applications at different scales that range from fabrication or solidification processing of composites (Fisher 1981; Mackie 2000), indoor pollutant transport (Dehbi *et al.* 2017), radioactive aerosol particles in nuclear containment (Bosshard *et al.* 2014) to microfluidic devices for DNA amplification (Krishnan, Ugaz & Burns 2002; Allen, Kenward & Dorfman 2009). Moreover, the convection in a solvent with dispersed nanoscale particles has been investigated in several studies since the presence of nanoparticles can cause the enhancement of heat transfer by improving the thermal conductivity of mixtures in engineering applications (e.g. heat exchanger, electronic cooling, solar energy, etc.) (Kim, Kang & Choi 2004; Chang, Mills & Hernandez 2008; Nield & Kuznetsov 2010; Abu-Nada 2011). Herein, we explore the behaviour of suspensions in a flow confined between horizontal plates known as Rayleigh–Bénard convection (RBC) to understand how flow transitions are affected by suspended particles where the mixing occurs at very low Reynolds numbers. Rayleigh–Bénard convection of pure Newtonian fluids has been studied extensively since it is an excellent model to explore both heat transfer and thermally induced turbulence (Bodenschatz, Pesch & Ahlers 2000; Ahlers, Grossmann & Lohse 2009). The stationary state of a horizontal fluid layer becomes unstable at a critical value of Rayleigh number ( $Ra_c = 1707.8$ ) to the perturbations of critical wavenumber  $k_c = 3.12$  (Schlüter, Lortz & Busse 1965; Bodenschatz, Pesch & Ahlers 2000). At Rayleigh number  $Ra$ , slightly larger than  $Ra_c$ , an array of straight convection rolls forms when the lateral extension of the fluid system is large (Schlüter, Lortz & Busse 1965; Bodenschatz, Pesch & Ahlers 2000). Surprisingly, there has been little work on instability and mixing in suspensions of micron-sized particles (hydraulic diameter  $> 1 \mu\text{m}$ ) where complex phenomena might occur due to the existence of inertial particles in the flow.

At low Reynolds numbers, the mixing occurs through molecular diffusion (Hinch 2003). Several studies explored the suspensions of non-colloidal and non-Brownian particles in shear flows that undergo a self-diffusion phenomenon, known as ‘shear-induced diffusion’ (Eckstein, Bailey & Shapiro 1977; Leighton & Acrivos 1987; Phillips, Armstrong & Brown 1992; Sierou & Brady 2004). In this case, the particles in the suspensions migrate from regions with a higher shear rate to a lower shear rate at a low particle Reynolds number (Leighton & Acrivos 1987; Phillips, Armstrong & Brown 1992). The shear-induced particle diffusion plays a significant role in the behaviour of concentrated, non-colloidal suspensions. It is also responsible for non-Newtonian rheological behaviours of the flow (Denn & Morris 2014). The particle migration for various geometries has been examined in detail by many researchers (Nott & Brady 1994; Lyon & Leal 1998*a,b*; Morris & Brady 1998; Subia *et al.* 1998; Morris & Boulay 1999; Fang *et al.* 2002; Miller & Morris 2006; Dbouk *et al.* 2013; Mirbod 2016; Chun *et al.* 2019; Kang & Mirbod 2020).

By contrast, heat transfer phenomena in suspensions of micron-sized rigid particles under the shear-induced diffusion have been attempted in a few studies. For example, Ahuja (1975*a,b*) experimentally demonstrated the augmentation of the heat transfer in a laminar Poiseuille flow (the Reynolds number  $Re > 1$ ) with polystyrene suspensions. The author showed that the effective thermal conductivity of flowing suspensions is three times higher than the conductivity of stationary suspensions. Sohn & Chen (1981) measured the effective thermal conductivity ( $k_s$ ) of neutrally buoyant solid–fluid mixtures in a rotating Couette flow apparatus. They observed a significant improvement in the effective conductivity ( $k_s$ ) and determined the dependence of  $k_s$  on the particle Péclet number ( $Pe_p = \dot{\gamma} d_p^2 / \alpha_f$ ). They also proposed a power-law relationship ( $k_s \propto Pe_p^{1/2}$ ) for high Péclet numbers ( $300 < Pe_p < 2000$ ). For this expression,  $\dot{\gamma}$  is the local shear rate,  $d_p$  is the particle diameter and  $\alpha_f$  is the thermal diffusivity of the fluid. Chung & Leal (1982) verified the theoretical prediction that was previously obtained by Leal

(1973) for a dilute sheared suspension at a low particle Péclet number where  $k_s$  depends on the particle volume fraction and the local Péclet number. They found a reasonable agreement with the prediction, even for suspensions with a moderate volume fraction ( $\leq 0.25$ ) and a higher Péclet number ( $Pe \sim O(1)$ ). Later, Shin & Lee (2000) examined the effects of the shear rate ( $\leq 900 \text{ s}^{-1}$ ), particle size (25–300  $\mu\text{m}$ ) and particle volume concentration ( $\leq 10\%$ ) on  $k_s$ . It was revealed that  $k_s$  increases with the shear rate. This increase depends on the size of the dispersed particles. They also proposed a new correlation for the shear-rate-dependent thermal conductivity of suspensions, which is strongly affected by the particle size and volume concentration during shear flow. The effect of the shear-induced diffusion on the heat transfer in sheared suspensions of non-Brownian particles at low Reynolds number was elucidated further by Metzger, Rahli & Yin (2013). They examined the influence of the particle size, particle volume fraction and the applied shear by the experiments and simulations; further, they obtained the effective thermal diffusivity of the suspensions ( $\alpha_s$ ). They found that  $\alpha_s$  is proportional to the thermal Péclet number ( $Pe = \dot{\gamma} d_p^2 / \alpha_o$ ) and the particle volume fraction ( $\phi$ ), where  $\alpha_o$  is the thermal diffusivity of the suspensions at rest. From this, they suggested a simple correlation ( $\alpha_s / \alpha_o = 1 + 0.046\phi Pe$ ) based on the experimental and numerical data. Recently, Dbouk (2018) employed this correlation in numerical modelling and a simulation for a laminar forced-convection flow of non-colloidal suspensions to examine the conjugate heat transfer in a rectangular channel. On the other hand, a suspension modelling in a buoyancy-driven thermal convection has been considered lately by Dbouk & Bahrani (2021). The authors developed transient mathematical formulations for thermal convection in immersed granular beds of non-colloidal particles and studied the destabilization of the beds observed in a recent experiment (Morize, Herbert & Sauret 2017). Nevertheless, to the best of our knowledge, there are no studies that are focused on the flow behaviour and transition in RBC of non-colloidal, non-Brownian suspensions that are affected by the shear-induced diffusion.

This study deals with RBC of a suspension of neutrally buoyant, non-colloidal, rigid, spherical particles. We employ the effective diffusivity of suspensions ( $\alpha_s$ ) proposed by Metzger, Rahli & Yin (2013) that considers the heat transfer across the suspensions. This work focuses on understanding the effect of the particles undergoing shear-induced diffusion on the thermal convection at low Reynolds numbers. Both linear stability analysis and numerical simulation are performed for concentrated suspensions. We predict the critical states of the buoyancy-driven instability and determine the nature of the bifurcation. In addition, this study presents the flow and particle concentration structures of the thermal convection. This investigation also analyses the dynamics of the particles that are interacting with the convective flow and the heat transfer rate.

This paper is organized as follows. In § 2, we formulate the physical problem and governing equations together with control parameters. The linear stability analysis is presented in § 3. Section 4 describes the numerical methods of the simulation and presents obtained results. The discussion of the results is provided in § 5. The conclusions of this work are given in § 6.

## 2. Problem formulation

We consider neutrally buoyant, non-colloidal, rigid monodisperse spherical particles that are suspended in a viscous fluid. The suspensions are confined in the gap of width  $d$  between the differently heated horizontal parallel plates (figure 1). We assume that the suspension flow is uniform in a horizontal (spanwise) direction and perform two-dimensional (2-D) analyses in a vertical plane. A temperature difference  $\Delta T$  is

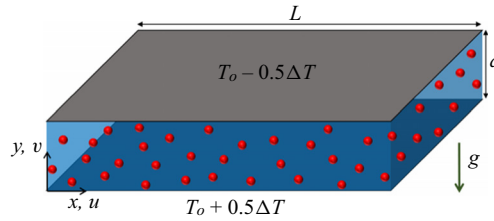


Figure 1. Schematic diagram of the horizontal suspensions layer heated from the bottom.

imposed between the top and bottom walls and it is assumed to be small enough for the validity of the Boussinesq approximation.

### 2.1. Governing equations

We model suspensions as a continuum characterized by particle volume fraction field  $\phi$ . The dimensional conservation equations of mass, momentum and energy for the flow of suspensions are in the Boussinesq approximation given by

$$\nabla \cdot \mathbf{u} = 0, \tag{2.1}$$

$$\rho_o \left[ \frac{\partial \mathbf{u}}{\partial t} + \nabla \cdot (\mathbf{u}\mathbf{u}) \right] = -\nabla p + \nabla \cdot (2\eta_s(\phi)\mathbf{S}) - \rho_o\beta\theta\mathbf{g}, \tag{2.2}$$

$$\rho_o C_p \left[ \frac{\partial \theta}{\partial t} + \nabla \cdot (\mathbf{u}\theta) \right] = \nabla \cdot (k_s \nabla \theta). \tag{2.3}$$

Here,  $\mathbf{u}$ ,  $p$  and  $\rho_o$  are the velocity vector  $(u, v)$ , pressure and the density of the suspensions, respectively,  $\mathbf{S} = (\nabla\mathbf{u} + \nabla\mathbf{u}^T)/2$  is the strain rate tensor,  $\mathbf{g}$  is the gravitational acceleration  $(0, -g)$ ,  $\theta$  denotes the temperature deviation from a reference temperature  $T_o$  (i.e.  $\theta = T - T_o$ ),  $\beta$  is the volumetric thermal expansion coefficient, and  $C_p$  and  $k_s$  are the specific heat and thermal conductivity of suspensions, respectively. The last term in the momentum equation (2.2) represents the Archimedean buoyancy force acting on the suspensions under the assumption of the Boussinesq approximation and  $\rho(\theta) = \rho_o(1 - \beta\theta)$  where  $\rho_o = \rho(T_o)$ . We assume particles have the same thermal expansion coefficient ( $\beta$ ) with the suspending fluid resulting in the neutrally buoyant suspension and neglect the dissipation. The viscosity of the concentrated suspensions  $\eta_s(\phi)$  depends on the particle volume fraction  $\phi$ , and it can be described by using Krieger's empirical correlation (Krieger 1972),  $\eta_s(\phi) = \eta_f(1 - \phi/\phi_m)^{-1.82}$ . Here,  $\eta_f$  is the viscosity of the suspending fluid,  $\phi_m = 0.68$  is the maximum volume fraction (Krieger 1972; Phillips, Armstrong & Brown 1992), and  $\rho_o C_p = (1 - \phi)(\rho_o C_p)_f + \phi(\rho_o C_p)_p$ . We assume that the volumetric specific heat  $\rho_o C_p$  for the fluid and particles is the same, i.e.  $(\rho_o C_p)_f = (\rho_o C_p)_p$  (Ardekani *et al.* 2018; Dbouk 2018), then the energy equation (2.3) is simplified to

$$\frac{\partial \theta}{\partial t} + \nabla \cdot (\mathbf{u}\theta) = \nabla \cdot (\alpha_s \nabla \theta), \tag{2.4}$$

where  $\alpha_s$  denotes the effective thermal diffusivity of the suspensions. To consider the impact of the shear-induced particle diffusion on the transport of heat across the suspensions, we employ a simple correlation for the thermal diffusivity  $\alpha_s/\alpha_o = 1 + c\phi Pe$  with  $c = 0.046$  proposed by Metzger, Rahli & Yin (2013). This correlation is valid up to a

moderate Péclet number ( $Pe \leq 100$ ) and for a low to a moderate particle volume fraction ( $\phi \leq 0.4$ ) (Metzger, Rahli & Yin 2013). We also assume that the increase in the thermal diffusivity is isotropic, although the correlation was determined only in the shear-gradient direction. Then, we compute the effective thermal diffusivity ( $\alpha_s$ ) using the local particle volume fraction and thermal Péclet number (i.e. local shear rate  $\dot{\gamma}$ ). The local  $Pe$  remains in the range of  $Pe < 0.5$  for all computations.

### 2.2. Conservation equation for suspensions

A constitutive model, namely the diffusive flux model (DFM) (Leighton & Acrivos 1987; Phillips, Armstrong & Brown 1992), is employed to describe the dynamics of particles in suspension. The dimensional conservation equation for non-colloidal particles can be expressed as (Phillips, Armstrong & Brown 1992)

$$\frac{\partial \phi}{\partial t} + \mathbf{u} \cdot \nabla \phi = -\nabla \cdot (N_c + N_\eta), \tag{2.5}$$

where  $N_c$  and  $N_\eta$  are the particle fluxes that are caused by the spatial variation in the collision frequency and the suspension viscosity, respectively, given by  $N_c = -K_c a^2 \phi \nabla(\dot{\gamma} \phi)$  and  $N_\eta = -K_\eta a^2 \dot{\gamma} \phi^2 \nabla(\ln \eta_s)$  (Phillips, Armstrong & Brown 1992; Subia *et al.* 1998). Here,  $a$  is the radius of particles and  $\dot{\gamma}$  is the shear rate given by  $\dot{\gamma} = \sqrt{2S : S}$ . The diffusion coefficient  $K_c$  and  $K_\eta$  are the empirical constants that are determined by the experiments. Throughout this study,  $K_c = 0.41$  and  $K_\eta = 0.62$  ( $K_c/K_\eta = 0.66$ ) are employed (Phillips, Armstrong & Brown 1992).

### 2.3. Control parameters and boundary conditions

The gap width  $d$  is chosen as the characteristic length scale. We also adopt the temperature scale as  $\Delta T$ , the velocity scale and the time scale as  $v_o/d$  and  $d^2/v_o$ , respectively where  $v_o = \eta_f/\rho_o$ . Therefore, the physical dimensionless control parameters are the Rayleigh number  $Ra = \beta g \Delta T d^3 / v_o \alpha_o$ , the Prandtl number  $Pr = v_o / \alpha_o$ , the bulk particle volume fraction  $\phi_b$ , and the particle size ratio  $\epsilon = a/d$ . In fact, the thermal diffusivity of the suspensions  $\alpha_o$  depends on the particle volume fraction and the conductivities of both particles and the suspending fluid (Shin & Lee 2000; Dbouk 2018). However, since we assume that the thermal conductivity for both fluid and particles is the same, the diffusivity  $\alpha_o$  is constant. Throughout this work, to focus on the impact of the particles in RBC, we vary the Rayleigh number ( $Ra$ ) for different bulk particle volume fraction ( $\phi_b$ ) ranging from 0 to 0.3. The particle size is practically related to the effective thermal diffusivity of suspension ( $\alpha_s$ ) which defines the local diffusivity by reflecting the local thermal Péclet number. We expect that the particle size affects the heat transfer; however, the dimensionless particle radius  $\epsilon$  is fixed at 0.02 in this study to focus to the effect of  $\phi_b$  on the convection and the heat transfer. We also maintain  $Pr = 7$ , i.e. the suspending fluid is water at a room temperature.

The boundary conditions are given by

$$\left. \begin{aligned} \mathbf{u} &= 0, & \theta &= +0.5\Delta T, & (N_c + N_\eta) \cdot \mathbf{e}_y &= 0, & \text{at } y &= 0, \\ \mathbf{u} &= 0, & \theta &= -0.5\Delta T, & (N_c + N_\eta) \cdot \mathbf{e}_y &= 0, & \text{at } y &= d, \\ & & \mathbf{u}(x, y) &= \mathbf{u}(x + L, y), \\ & & \theta(x, y) &= \theta(x + L, y), \\ & & \phi(x, y) &= \phi(x + L, y). \end{aligned} \right\} \tag{2.6}$$

The no-slip condition is imposed at the bottom ( $y=0$ ) and top ( $y=d$ ) of the walls, in which both walls are kept at constant temperatures. The total flux of the particles is zero at the walls, and the flow, temperature and particle volume fraction are all assumed to be periodic in the  $x$ -direction.

### 3. Linear stability analysis

#### 3.1. Linearized equations

When a small temperature difference is imposed on the system, the conductive state ( $\tilde{\mathbf{u}} = 0$ ) is established in the suspensions layer, where  $\tilde{\mathbf{u}}$  is the flow velocity non-dimensionalized by the velocity scale as  $\eta_f/d\rho_o$ . The temperature and concentration of this base state can be determined as

$$\tilde{\theta} = 0.5 - \tilde{y}, \quad \tilde{\phi} = \Phi_b. \tag{3.1}$$

Here,  $\Phi_b$  is the particle volume fraction normalized by the maximum value  $\phi_m = 0.68$ , i.e.  $\Phi_b = \phi_b/\phi_m$  and the tildes mean non-dimensionalized quantities by the aforementioned scales.

We superimpose infinitesimal perturbations of the velocity  $\tilde{\mathbf{u}}' = (\tilde{u}', \tilde{v}')$ , the pressure  $\tilde{p}'$ , the temperature  $\tilde{\theta}'$  and the concentration  $\tilde{\phi}'$  on the base state to conduct the linear stability analysis, which allows the determination of critical states. The governing equations (2.1), (2.2), (2.4) and (2.5) are linearized around the base state, then the perturbations are developed into normal modes of complex growth rate  $s$  and wavenumber  $k$  (Drazin & Reid, 2004) as

$$(\tilde{u}', \tilde{v}', \tilde{p}', \tilde{\theta}', \tilde{\phi}') = (\hat{u}, \hat{v}, \hat{p}, \hat{\theta}, \hat{\phi}) \exp(st + ikx). \tag{3.2}$$

Here, the hatted quantities denote the complex amplitude of the perturbations. The temporal behaviour of the perturbations is dictated by  $s = \sigma + i\omega$ , where  $\sigma$  is the growth rate of the perturbations and  $\omega$  is the frequency of the mode. The linearized governing equations are then given by

$$ik\hat{u} + \frac{\partial \hat{v}}{\partial \tilde{y}} = 0, \tag{3.3a}$$

$$s\hat{u} = -ik\hat{p} + \eta_r(\Phi_b) \left( \frac{d^2}{d\tilde{y}^2} - k^2 \right) \hat{u}, \tag{3.3b}$$

$$s\hat{v} = -\frac{d\hat{p}}{d\tilde{y}} + \eta_r(\Phi_b) \left( \frac{d^2}{d\tilde{y}^2} - k^2 \right) \hat{v} + \frac{Ra}{Pr} \hat{\theta}, \tag{3.3c}$$

$$s\hat{\theta} + \hat{v} \frac{d\Theta}{d\tilde{y}} = \frac{1}{Pr} \left( \frac{d^2}{d\tilde{y}^2} - k^2 \right) \hat{\theta} - 4c\phi_m\Phi_b\epsilon^2 \left( \frac{d\hat{u}}{d\tilde{y}} + ik\hat{v} \right), \tag{3.3d}$$

$$s\hat{\phi} = K_c\epsilon^2\phi_m\Phi_b^2 \left( \frac{\partial^2}{\partial \tilde{y}^2} - k^2 \right) \left( \frac{d\hat{u}}{d\tilde{y}} + ik\hat{v} \right). \tag{3.3e}$$

The relative viscosity  $\eta_r$  in (3.3b) and (3.3c) related to the normalized volume fraction as  $\eta_r(\Phi_b) = \eta_s(\Phi_b)/\eta_f = (1 - \Phi_b)^{-1.82}$ . Because of the absence of fluid motion and the concentration gradient in the base state, the perturbation of the particle flux  $N_\eta$  is a third-order; thus, the linear dynamics of the present suspension system is independent of the particle flux associated with the particle collision frequency.

## Onset of thermal convection in non-colloidal suspensions

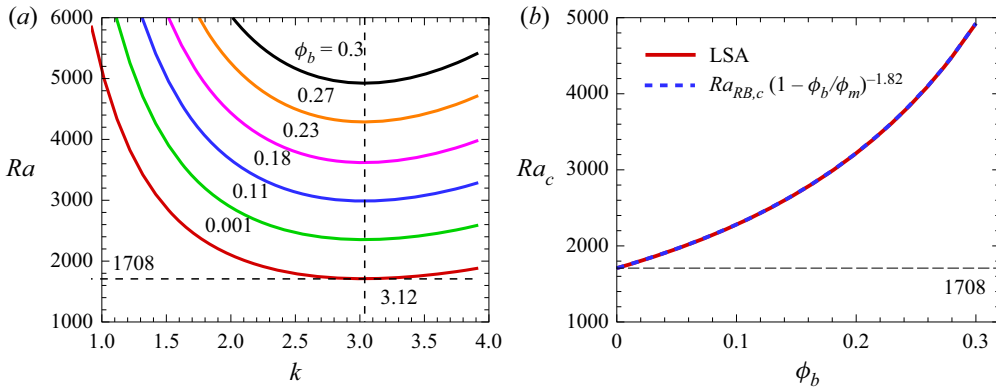


Figure 2. (a) Marginal stability curves and (b) the variation of the critical Rayleigh number ( $Ra_c$ ) for the particle size ratio  $\epsilon = 0.02$ . Note that these results do not depend on the Prandtl number.

The solution of (3.3a–e) is subject to the linearized boundary condition defined as

$$\hat{u} = \hat{v} = \hat{\theta} = \frac{d^2 \hat{u}}{d\tilde{y}^2} = 0 \quad \text{at } \tilde{y} = 0, 1. \quad (3.4)$$

The condition on the second derivative of  $\hat{u}$  has been derived from the zero-particle flux condition at the walls.

We solve the eigenvalue problem formed by (3.3) and (3.4) using the Chebyshev spectral method. The complex amplitudes ( $\hat{u}$ ,  $\hat{v}$ ,  $\hat{p}$ ,  $\hat{\theta}$ ,  $\hat{\phi}$ ) are formally expanded into Chebyshev polynomials. Equations (3.3a–e) were evaluated at the set of Chebyshev–Gauss–Lobatto collocation points, which gives a generalized eigenvalue problem in a matrix form where this eigenvalue problem is solved by the generalized Schur decomposition (QZ decomposition). The highest degree  $L$  of the considered Chebyshev polynomials is fixed at  $L = 60$ . We find that a further increase in  $L$  has no effect on the results of the stability analysis.

### 3.2. Critical states

The eigenvalue problem has been solved for a given set of parameters ( $Pr$ ,  $Ra$ ,  $\epsilon$ ,  $\phi_b$ ,  $K_c$ ), among which ( $\epsilon$ ,  $K_c$ ) are fixed throughout the present investigation as mentioned earlier. The eigenvalues and eigenvectors of (3.3a–e) are computed for various wavenumber  $k$ , Rayleigh number  $Ra$ , Prandtl number  $Pr$  and bulk volume fraction  $\phi_b$ . It is observed that at any  $Ra$  there exist neutrally stable modes, i.e. modes with  $\sigma = 0$ , as known in stability analyses of fluidized beds (Buyevich & Kapbasov 1996). However, by increasing  $Ra$  for a given ( $k$ ,  $\phi_b$ ), the growth rate of the most unstable mode remains zero until a certain value of the Rayleigh number,  $Ra_m$ . Once  $Ra$  exceeds  $Ra_m$ , the growth rate  $\sigma$  starts increasing from zero. We determined this threshold value  $Ra_m$  by extrapolating the behaviour of  $\sigma$  at  $Ra > Ra_m$  (see the Appendix). A set of  $Ra_m$  for different values of  $k$  at fixed values of ( $Pr$ ,  $\phi_b$ ) provides the marginal stability curves  $Ra_m = Ra_m(k)$  (figure 2a). We found that the marginal curves are independent of  $Pr$  and the marginally stable modes are stationary ( $\omega = 0$ ) like the classical RBC (Drazin & Reid 2004). Indeed, by rescaling the time and velocities in (3.3), it is possible to derive (3.3) into a set of equations where  $Pr$  is involved only in the coefficients of the complex growth rate  $s$ ; therefore, the marginally stable stationary modes ( $s = 0$ ) are independent of the Prandtl number.

Note that the minimum value of the marginal stability curve provides the critical parameters  $(k_c, Ra_c)$  for a given set of  $(\epsilon, \phi_b, K_c)$ , while the critical conditions do not depend on  $Pr$  because of the independence of marginal conditions from  $Pr$ . We present the variation in the critical Rayleigh numbers versus the bulk volume fraction of the suspensions  $\phi_b$  in figure 2(b). It can be observed that the suspended particles stabilize the flow. Although  $Ra_c$  grows gradually by increasing  $\phi_b$  from the critical value ( $Ra_c = 1708$ ) for a pure Newtonian fluid, the critical wavenumber ( $k_c$ ) remains constant at 3.12 (i.e.  $\lambda_c = 2\pi/k_c \cong 2d$ ), which is the value for pure fluids (Schlüter, Lortz & Busse 1965).

### 3.3. Energy analysis

We have evaluated an evolution equation, which governs the density of the kinetic energy ( $k' = \tilde{u}'_i \tilde{u}'_i / 2$ ) of the perturbation flow, in order to get insights into the instability mechanism. The equations can be derived from the linearized momentum equations, given by

$$\frac{d\langle k' \rangle_V}{dt} = \underbrace{\frac{Ra}{Pr} \langle \tilde{v}' \tilde{\theta}' \rangle_V}_{B_{k'}} + \epsilon_{k'}, \tag{3.5}$$

where the angle brackets  $\langle \rangle_V$  represent the averaging operation over the whole domain. The terms on the right-hand side of (3.5) represent the contributions to the perturbation flow energy of the different mechanisms,  $B_{k'}$  is the power density generated by the gravitational buoyancy that is analogous to the one in the classical Rayleigh–Bénard convection and  $\epsilon_{k'} = -\langle \eta_r(\Phi_b) [\partial \tilde{u}'_i / \partial \tilde{x}_j]^2 \rangle_V$  is the contribution of the viscous energy dissipation. Figure 3 shows the variations of the terms with  $\phi_b$ . The kinetic energy of the perturbation is created by the buoyancy, and it is balanced by the dissipation term as demonstrated in the classical Rayleigh–Bénard instability. This result suggests that the current instability could be regarded as the Rayleigh–Bénard instability of a single-phase flow in which the viscosity is modified due to the existence of the suspended particles. In fact, we may omit the variation of thermal diffusivity, since the rate of the variation involves a small coefficient,  $4c\phi_m\Phi_b\epsilon^2 \sim 10^{-5}$ . Then, one can cast (3.3b)–(3.3d) as

$$\left. \begin{aligned} s^* \hat{u} &= -ik \hat{p}^* + \left( \frac{d^2}{d\tilde{y}^2} - k^2 \right) \hat{u}, \\ s^* \hat{v} &= -\frac{d\hat{p}^*}{d\tilde{y}} + \left( \frac{d^2}{d\tilde{y}^2} - k^2 \right) \hat{v} + \frac{Ra^*}{Pr^*} \hat{\theta}^*, \\ s^* \hat{\theta}^* + \hat{v} \frac{d\Theta}{d\tilde{y}} &= \frac{1}{Pr^*} \left( \frac{d^2}{d\tilde{y}^2} - k^2 \right) \hat{\theta}^*. \end{aligned} \right\} \tag{3.6}$$

Herein, the complex growth rate, the perturbation pressure and the perturbation temperature have been rescaled as  $s^* = s/\eta_r$ ,  $p^* = p/\eta_r$ , and  $\hat{\theta}^* = \eta_r \hat{\theta}$ , while the modified Rayleigh and Prandtl numbers have been defined as  $Ra^* = Ra/\eta_r(\Phi_b)$  and  $Pr^* = \eta_r Pr$ , respectively. It should be noted that the equation set (3.6) is identical to the governing equations of the classical Rayleigh–Bénard instability. Once the  $Ra$  rescales to  $Ra^*$ , all the marginal curves in figure 2(a) merge into a single curve, which is identical to the marginal curve of Rayleigh–Bénard instability. The critical Rayleigh number can then be given by



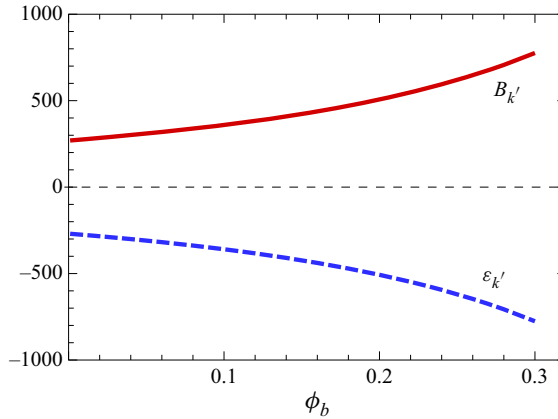


Figure 3. Variation of the different power density terms of the critical states that are normalized by doubling the perturbation kinetic energy  $2\langle k' \rangle_V$  for various  $\phi_b$ .

$Ra_c^* = Ra_{RB,c}$  ( $= 1708$ ), which implies that

$$Ra_c = Ra_{RB,c} \cdot \eta_r(\Phi_b) = \frac{1708}{(1 - \phi_b/\phi_m)^{1.82}}. \tag{3.7}$$

Comparisons of (3.7) with the linear stability analysis results show perfect agreements as represented in figure 2(b). These results confirm that the thermal instability in suspension can be assimilated as the Rayleigh–Bénard instability in a pure fluid with an effective viscosity of  $\eta_f \eta_r(\Phi_b)$ . It should be emphasized that this exact analogy would not hold when the local thermal Péclet number becomes significant. In fact, for large thermal Péclet numbers, the variation of the effective thermal diffusivity  $\alpha_s$  is no longer negligible (e.g. Sohn & Chen 1981); therefore, the last term in (3.3d) cannot be ignored. The third equation of (3.6) should then be completed by a term representing the effect of thermal diffusivity variation due to the flow shear.

#### 4. Numerical simulation

##### 4.1. Numerical methods

The governing equations (2.1), (2.2), (2.4), and (2.5) were discretized using a finite volume method in the Cartesian grid system. A second-order central difference scheme is used for the spatial discretization of the derivatives except for the convective term ( $\mathbf{u} \cdot \nabla \phi$ ) of the conservation equation for the particles (i.e. (2.5)) where we employed the QUICK (quadratic upstream interpolation for convective kinematics) scheme for the discretization. A hybrid scheme is used for the time advancement, the nonlinear terms are explicitly advanced by a third-order Runge–Kutta scheme, and the other terms are implicitly advanced by the Crank–Nicolson method (Kang & Yang 2011, 2012; Kang & Mirbod 2020). A fractional-step method was applied for the time integration, then the Poisson equation resulting from the second stage of the fractional-step method is solved by a fast Fourier transform (FFT) (Kim & Moin 1985). The number of grid points is  $256(x) \times 128(y)$ , the length of the domain is  $L = 8d$  ( $\cong 4\lambda_c$ ) and the grid cells are uniform in both directions. Hereafter, all quantities were normalized by the characteristic variables ( $d, \nu_o/d, d^2/\nu_o$  and  $\Delta T$ ) described in § 2.3, and the tilde in the dimensionless variables is omitted for the sake of convenience.

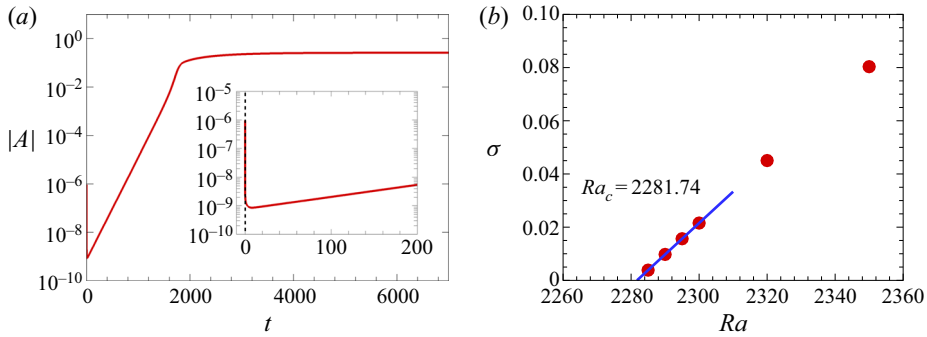


Figure 4. (a) The temporal evolution of the amplitude of the perturbation for  $Ra = 2290$  ( $Ra^* = 1714.38$ ) and  $\phi_b = 0.1$ . (b) The growth rates of the perturbations close to  $Ra_c$ . We used a linear fitting curve to determine the threshold value. The amplitude  $|A|$  was normalized by  $v_o/d$ .

#### 4.2. Onset of the instability

In the classical Rayleigh–Bénard system, convection rolls develop from a quiescent conduction state through a supercritical bifurcation when the Rayleigh number  $Ra$  is larger than the critical value ( $Ra \geq Ra_c$ ). To characterize the critical states of the flow, we use the Landau equation, which describes the evolution of the flow perturbation in its weakly nonlinear regime, and it can be determined as (Landau & Lifshitz 1976; Guckenheimer & Holmes 1983; Kang *et al.* 2017, 2019a,b)

$$\frac{dA}{dt} = \sigma(1 + ic_1)A - l(1 + ic_2)|A|^2A + \dots \quad (4.1)$$

Here,  $\sigma$  is the linear growth rate of the perturbation and  $l$  is the Landau constant, where the sign of  $l$  indicates the nature of the bifurcation (i.e. supercritical versus subcritical). The constant  $c_1$  and  $c_2$  are the linear and nonlinear dispersion coefficients. They both can be determined from the linear stability analysis (Kang *et al.* 2017, 2019a,b). In this study, the coefficients are zero (i.e.  $c_1 = c_2 = 0$ ) because the critical modes are stationary ( $\omega = 0$ ) as found in the linear stability analysis. We have also introduced the norm of the normal velocity component at the middle of the gap to define the amplitude of the perturbation  $|A|$  that can be stated as

$$|A| = \frac{1}{L} \int_0^L |v(x, y = 0.5)| dx. \quad (4.2)$$

A time history of the amplitude  $|A|$  for  $Ra = 2290$  and  $\phi_b = 0.1$  is displayed with a semilogarithmic scale in figure 4(a). As can be observed, there is a sharp drop at the initial stage since a random noise of  $O(10^{-5})$  is provided in the flow field. However, an instability is triggered after the decay, and the amplitude of the perturbation grows exponentially. This yields a growth rate ( $\sigma$ ) for the most unstable mode defined from the slope of the linear portion of the curve. By further increasing the time, the nonlinearity occurs at  $t \approx 1800$  and the amplitude is slowly saturated to a constant value. The growth rates computed for several values of  $Ra$  for  $\phi_b = 0.1$  are presented in figure 4(b). Then, the threshold  $Ra_c$  can be determined from the  $(\sigma, Ra)$  curve using linear extrapolation. We found the critical Rayleigh number ( $Ra_c$ ) is 2281.74 for  $\phi_b = 0.1$ . This agrees well with the value ( $Ra_c = 2280.5$ ) predicted by the linear stability analysis in § 3. In the same manner, the critical values of  $Ra$  have been obtained for various  $\phi_b$  ranging from 0 to 0.3 and reported with those computed by the linear stability analysis in figure 5 that shows a good agreement.

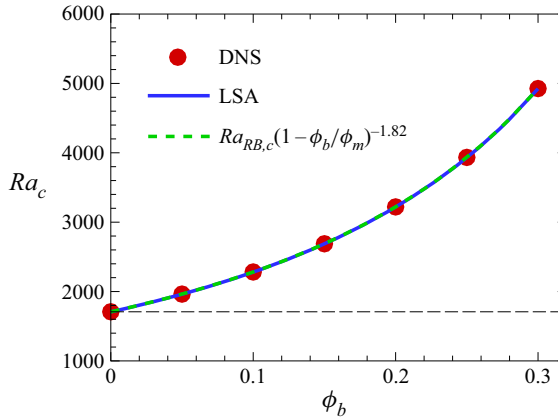


Figure 5. Critical Rayleigh numbers ( $Ra_c$ ) versus the bulk particle volume fraction ( $\phi_b$ ). The black long-dashed line indicates  $Ra_c = 1708$  for a pure Newtonian fluid (i.e.  $\phi_b = 0$ ).

As predicted by the linear stability analysis and explained in § 3,  $Ra_c$  increases as the suspensions become denser (i.e. as  $\phi_b$  rises).

#### 4.3. Nature of the instability

In (4.1), the sign of the Landau constant  $l$  determines the type of transition. The bifurcation is supercritical (non-hysteretic) if  $l$  is positive ( $l > 0$ ), while a negative value of  $l$  ( $l < 0$ ) indicates a subcritical (hysteretic) transition (Kang *et al.* 2017, 2019a,b). The sign of  $l$  can be identified practically from the behaviour of the instantaneous growth rate  $d \ln |A|/dt$  as a function of  $|A|^2$  at a vanishing  $|A|^2$ . The plot of  $d \ln |A|/dt$  versus  $|A|^2$  at the threshold  $Ra_c$  is depicted in figure 6. The intersection with the vertical axis provides the linear growth rate ( $\sigma$ ) of the amplitude  $|A|$ , where the slope at the origin (i.e.  $|A|^2 = 0$ ) determines the nonlinear bifurcation characteristics. Figure 6(a) reveals a supercritical bifurcation for the convection in a pure fluid ( $\phi_b = 0$ ), whereas the transition from the conduction state in suspensions ( $\phi_b > 0$ ) occurs through a subcritical bifurcation ( $l < 0$ ) as shown in figure 6(b). Higher-order terms are then required in the Landau model to describe the saturation of the transition for the flow of suspensions ( $\phi_b > 0$ ) in more detail. We found that the transition in the suspension layer is subcritical for all examined volume fractions  $\phi_b > 0$ . The subcritical bifurcation has also been observed in the thermal convection for non-Newtonian fluids (Benouared, Mamou & Messaoudene 2014, Jenny, Plaut & Briard 2015). Therefore, we could infer that the non-Newtonian behaviour in viscous stresses arising from the dependence of effective viscosity on  $\phi$  causes the change in the transition nature. Indeed, the subcriticality observed in the present investigation seems to be produced by the spatial variation of viscosity due to heterogeneous distribution of particles as discussed in § 5.

#### 4.4. Flow and concentration profiles

The flow, temperature and concentration fields at  $Ra$  larger than  $Ra_c$  are presented in figure 7. Counter-rotating convection rolls are driven by the buoyancy and they are formed between the two plates (figure 7a). These rolls cause a wavy distribution in the temperature (figure 7b). Moreover, they lead to an interesting formation of particles in the concentration field. As demonstrated in figure 7(c), the particles are accumulated in the core of the vortices and the ring-shaped structures with a higher volume fraction are established.

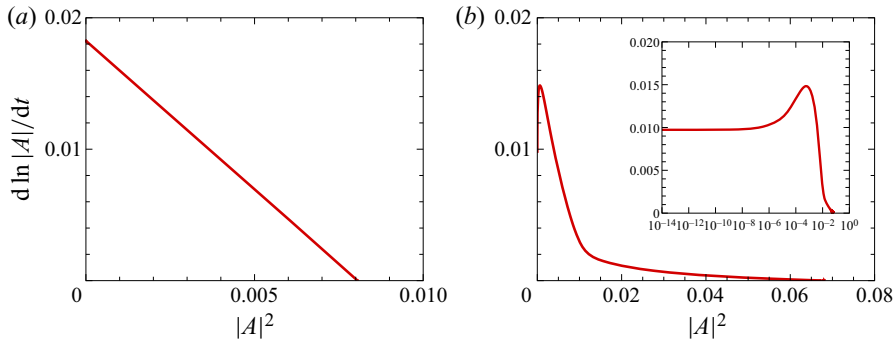


Figure 6. The derivative of the amplitude logarithm plotted against the square of the amplitude; (a) for  $Ra = 1720$  and  $\phi_b = 0$  and (b) for  $Ra = 2290$  ( $Ra^* = 1714.38$ ) and  $\phi_b = 0.1$ . The time derivative and amplitude were non-dimensionalized using the characteristic variables as  $v_o/d, d^2/v_o$ , respectively.

Figure 7(d) shows the contour of the local shear rate ( $\dot{\gamma}$ ) with the velocity vectors. The vortices can cause a strong shear near the top and bottom walls; however, the shear is weak in the core of the vortices as demonstrated in the Rayleigh–Bénard convection for a pure fluid. This causes a gradient in the shear rate, then the particles can migrate toward the core of the convection rolls where the local shear rate is low. However, the shear is strong at the centre of the vortices, and eventually the particles accumulate more in its surroundings, which leads to the ring-shaped structures that are illustrated in figure 7(c).

To support the above conjecture, we show the profiles of several variables in figure 8. In figure 8(a), the location with  $v = 0$  indicates the centre of the convection rolls. The distinct local minima of  $\phi$  are observed at the centre, in which two peaks appear along both sides (figure 8b). These verify the ring-shape accumulation of the particles in the rolls as shown in figure 7(c). Moreover, the sharp minima of  $\phi$  are between the two vortices where the normal velocity is either a maximum or minimum value. As displayed in figure 8(c), the shear rate ( $\dot{\gamma}$ ) is maximum at the centre of the vortices. Consequently, the gradient of the shear generates particle fluxes away from the centre towards the surroundings. On the other hand, strong convective particle fluxes are created between two vortices (figure 8d). These fluxes limit the stack of particles that are induced by the shear at the border between the convection cells; moreover, they accelerate the particles accumulation at the core of the rolls.

The characteristics of the particle migration and the accumulation stated above, when the convection rolls arise, have been observed for various suspensions ( $\phi_b > 0.1$ ). It turns out that the particles migrate more to the core of the vortices for higher concentrations (figure 9). In addition, for a higher  $\phi_b$ , the ring-shaped structures can be observed more clearly (figure 9a,b) and the peaks of the volume fraction are sharper (figure 9c).

By further increasing the Rayleigh number ( $Ra$ ), a transition to another mode occurs. The suspension consists of the counter-rotating vortices of the smaller lateral extension resulting in five pairs of cells where the vortices become more intensified (figure 10a). This is the same as the classical RBC that the increasing  $Ra$  induces a long-wavelength modulation in the horizontal direction leading to the Eckhaus instability of vortices (Tuckerman & Barkley 1990; Kang *et al.* 2019a); as a result, the number of rolls jumps due to the readjustment of vortices in the fixed domain. Moreover, the waviness in the temperature distribution becomes stronger due to the intensified vortices (figure 10b). It also causes a striking change in the concentration field of the particles. As presented in figure 10(c), more particles are piled up in the core of the vortices. Particularly, the

Onset of thermal convection in non-colloidal suspensions

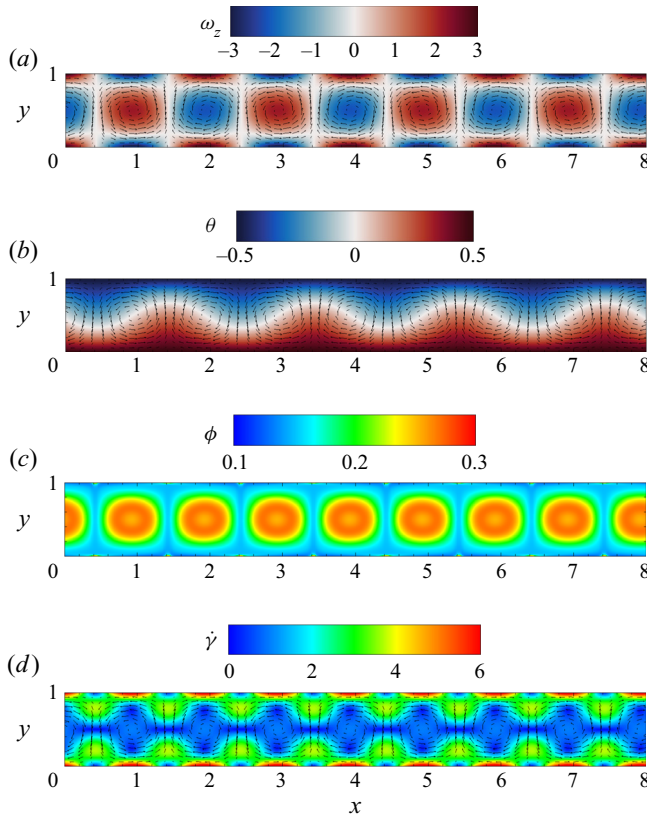


Figure 7. Contours of the (a) vorticity ( $\omega_z$ ), (b) temperature ( $\theta$ ), (c) particle volume fraction ( $\phi$ ) and (d) the local shear rate ( $\dot{\gamma}$ ) for  $Ra = 3230$  ( $Ra^* = 1713.54$ ) and  $\phi_b = 0.2$ . For clarity, the velocity vectors were plotted for every four and eight grid points in the  $x$ - and  $y$ -directions, respectively. The vorticity and shear rate were non-dimensionalized by  $v_o/d^2$ , and the temperature was normalized by  $\Delta T$ .

ring-shaped structure in which particles are accumulated in the surroundings of the centre of the rolls is not clearly detected any longer. This effect might be triggered by the shear. The intensified vortices with a reduced size increase the local shear and its gradient (figure 10d). Hence, the particle flux induced by the shear increases and then more particles can migrate towards the core of the vortices.

On the other hand, the local concentration of the particles in the core of the rolls decays by rising  $Ra$  as presented in figure 11. It can be precisely verified with the distribution of the particle volume fraction ( $\phi$ ) in figure 12(a), where the value of  $\phi$  at the core decreases by increasing  $Ra$ . To obtain a better understanding of this behaviour, the profiles of the local shear rate ( $\dot{\gamma}$ ) along the centerline of the gap are plotted in figure 12(b). The profiles reveal a different feature from what is presented in figure 8(c). The local shear rates near the boundary between the two counter-rotating vortices are larger than those of the core. As stated above, this enhances the migration of the particles toward the core of the vortices. In the core region, the small local maxima at the centre of the rolls are detected with an increase in  $Ra$  as presented in the subplot of figure 12(b). Although the peak is small, the gradient in the shear leads to the shear-induced migration toward its surroundings. For this reason, fewer particles are accumulated in the core of the vortices as  $Ra$  rises.

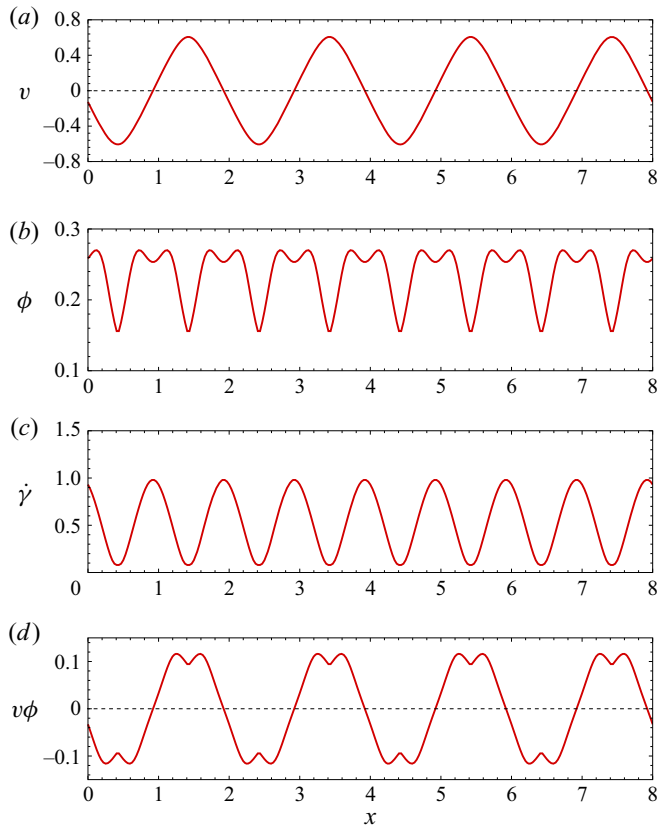


Figure 8. Profiles of (a) the normal velocity component ( $v$ ), (b) the particle volume fraction ( $\phi$ ), (c) the local shear rate ( $\dot{\gamma}$ ) and (d) the vertical particle flux ( $v\phi$ ) along the  $x$ -direction at the middle of the gap ( $y=0.5$ ) for  $Ra = 3230$  ( $Ra^* = 1713.54$ ) and  $\phi_b = 0.2$ . The velocity and shear rate were normalized by  $v_o/d$  and  $v_o/d^2$ , respectively.

#### 4.5. Heat transfer rate

To evaluate the heat transfer caused by the convective flow, the conserved heat current ( $j^{th}$ ) yielded by averaging the energy equation (2.4) in the  $x$ -direction has been estimated as follows (Kang *et al.* 2017):

$$j^{th} = \frac{1}{L} \int_0^L \left( v\theta - \alpha_s \frac{\partial \theta}{\partial y} \right) dx. \quad (4.3)$$

Figure 13 shows the profiles of the heat current density ( $j^{th}$ ) for  $\phi_b = 0.1$ . As can be confirmed,  $j^{th}$  has a constant value across the gap and it increases with the growth of  $Ra$ . Then, the Nusselt number ( $Nu$ ), defined as the ratio of the total heat transfer of the convective flow to the conductive state, can be determined as (Yoshikawa *et al.* 2013; Kang *et al.* 2017)

$$Nu = j^{th} / j_{cond}^{th} \quad \text{where } j_{cond}^{th} = \rho C_p \alpha_o \Delta T / d. \quad (4.4)$$

Figure 14(a) illustrates the variation of the Nusselt number with  $Ra$  for several  $\phi_b$  values. Above the onset of the instability, the heat transfer rate significantly increases due to the vortices that are generated inside the layer. The  $Nu$  increases suddenly at the critical  $Ra$

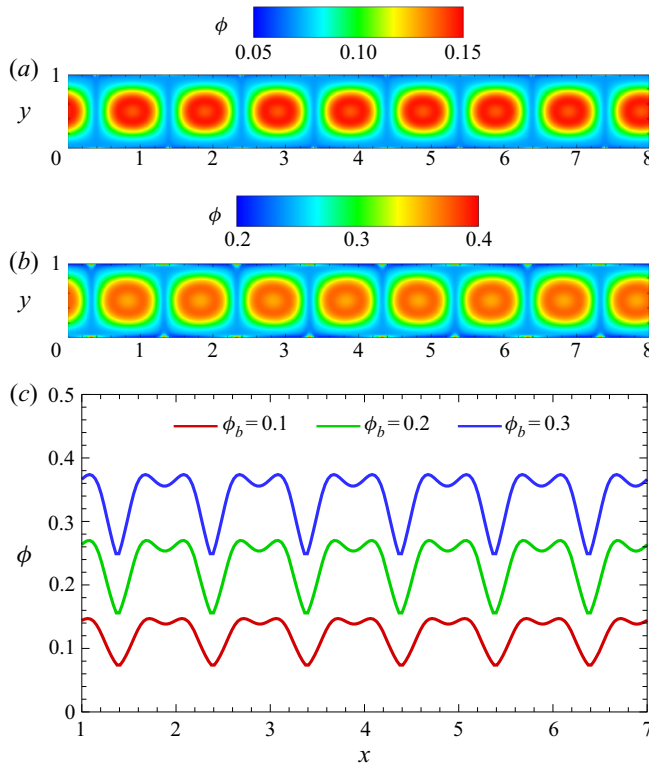


Figure 9. Concentration fields at (a)  $Ra=2290$  ( $Ra^*=1714.38$ ) for  $\phi_b=0.1$ , and at (b)  $Ra=4940$  ( $Ra^*=1713.04$ ) for  $\phi_b=0.3$ . (c) The profiles of  $\phi$  along the  $x$ -direction at the middle of the gap ( $y=0.5$ ) for  $\phi_b=0.1$  ( $Ra=2290$ ),  $\phi_b=0.2$  ( $Ra=3230$ ), and  $\phi_b=0.3$  ( $Ra=4940$ ). The profiles were shifted to fit the phase.

for  $\phi_b > 0$ , since the bifurcation is subcritical (Benouared, Mamou & Messaoudene 2014; Jenny, Plaut & Briard 2015; Kang *et al.* 2017). For larger  $Ra$ , the Nusselt number grows steadily with  $Ra$ . We found a power-law increase of the Nusselt number ( $Nu$ ) with  $Ra$ , namely,  $Nu \sim Ra^b$  for relatively large values of  $Ra$  where the scaling exponent  $b$  decreases with  $\phi_b$ . On the other hand, the slope of the increasing  $Nu$  decays as the suspension volume fraction  $\phi_b$  increases. This is clearly noticed in the plot of  $Nu$  versus  $Ra - Ra_c$  as shown in figure 14(b). At the threshold  $Ra_c$ , the Nusselt numbers for higher  $\phi_b$  are larger; however,  $Nu$  grows slowly by increasing  $Ra$  for higher concentrations. In figure 14(c), we also plot the variations of  $Nu$  versus the modified Rayleigh number ( $Ra^*$ ) defined, in § 3, as  $Ra^* = Ra/\eta_r(\Phi_b)$ . This figure reveals that the dynamics of suspensions play a critical role in the resulting heat transfer in suspensions, although the instability occurs at  $Ra^* = 1708$ .

### 5. Discussion

The critical Rayleigh number ( $Ra_c$ ), in which the convection rolls are formed in the gap, were predicted by both the linear stability analysis and numerical simulation. It turns out that suspensions are more stable for higher particle volume fractions. To get a better understanding on the stabilization mechanism, we have further evaluated the variation rate of the kinetic energy in the flow of suspensions using the numerical simulation.

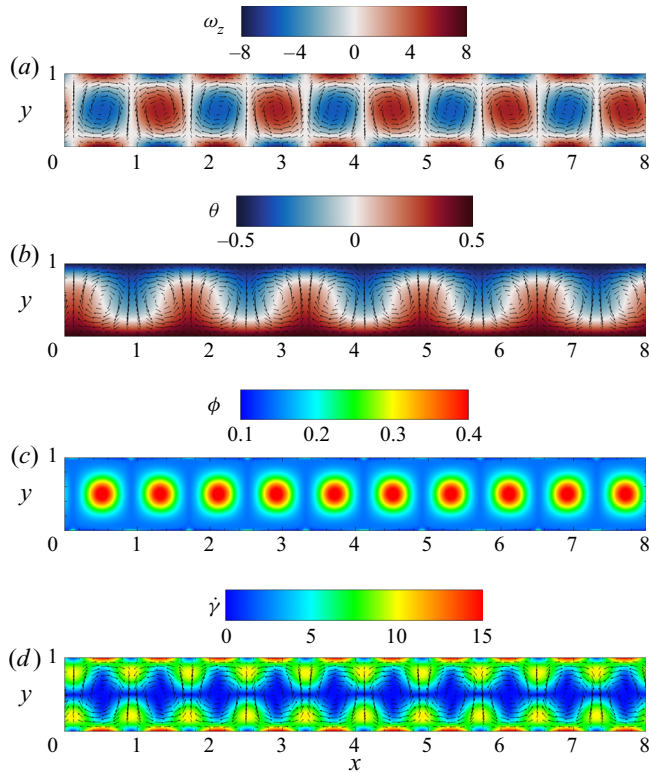


Figure 10. Contours of the (a) vorticity ( $\omega_z$ ), (b) temperature ( $\theta$ ), (c) particle volume fraction ( $\phi$ ), and (d) the local shear rate ( $\dot{\gamma}$ ) for  $Ra = 5000$  ( $Ra^* = 2652.55$ ) and  $\phi_b = 0.2$ . For clarity, the velocity vectors were plotted for every four and eight grid points in the  $x$ - and  $y$ -directions, respectively. The vorticity and shear rate were non-dimensionalized by  $\nu_o/d^2$ , and the temperature was normalized by  $\Delta T$ .

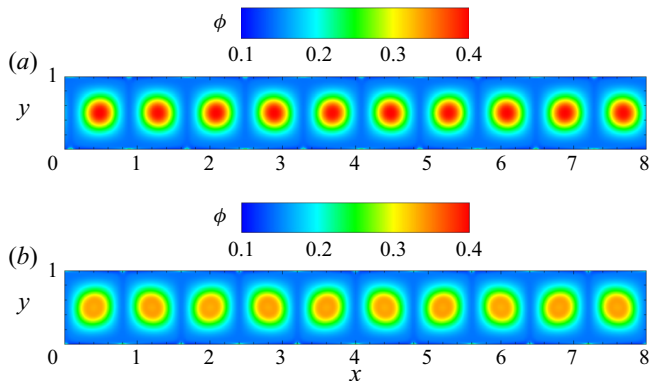


Figure 11. Contours of the particle volume fraction ( $\phi$ ) for  $\phi_b = 0.2$ ; (a)  $Ra = 6000$  ( $Ra^* = 3183.05$ ) and (b)  $Ra = 12000$  ( $Ra^* = 6366.11$ ).

The dimensional transport equation for the kinetic energy ( $k = u_i u_i / 2$ ) derived from the momentum equation (2.2) is expressed as

$$\frac{Dk}{Dt} = \underbrace{-\frac{1}{\rho} \frac{\partial(pu_i)}{\partial x_i}}_{\Pi_k} + \underbrace{\frac{1}{\rho} \frac{\partial}{\partial x_j} (2\eta_s(\phi) S_{ij} u_i)}_{D_k} - \underbrace{\frac{1}{\rho} \left[ 2\eta_s(\phi) S_{ij} \left( \frac{\partial u_i}{\partial x_j} \right) \right]}_{\varepsilon_k} - \underbrace{\beta \theta g_i u_i}_{B_k}, \quad (5.1)$$



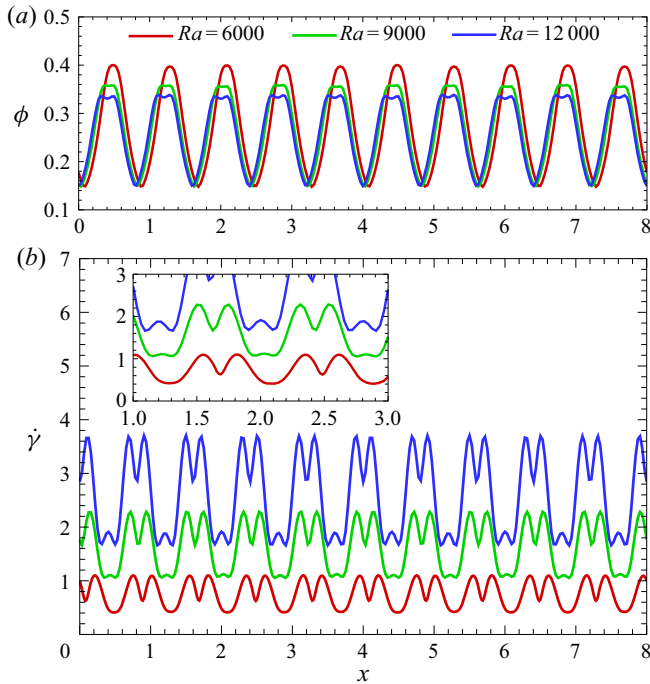


Figure 12. Profiles of (a) the particle volume fraction ( $\phi$ ) and (b) the local shear rate ( $\dot{\gamma}$ ) normalized by  $v_o/d^2$  along the  $x$ -direction at the middle of the gap ( $y=0.5$ ) for the various  $Ra$  values and  $\phi_b = 0.2$ . Here,  $Ra^* = 4774.58$  for  $Ra = 9000$ .

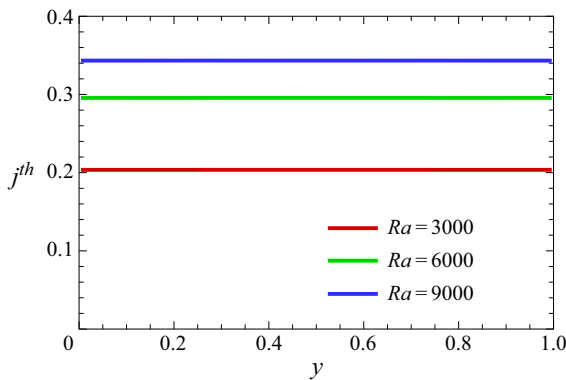


Figure 13. Profiles of the heat current ( $j^{th}$ ) normalized by  $v_o \Delta T/d$  for  $\phi_b = 0.1$ . Here,  $Ra^* = 2245.92$  for  $Ra = 3000$ ,  $Ra^* = 4491.84$  for  $Ra = 6000$ , and  $Ra^* = 6737.76$  for  $Ra = 9000$ .

where  $D/Dt = \partial/\partial t + u_j \partial/\partial x_j$  and  $S_{ij} = (\partial u_i/\partial x_j + \partial u_j/\partial x_i)/2$ . This equation consists of the pressure work ( $\Pi_k$ ), viscous diffusion ( $D_k$ ), dissipation ( $\varepsilon_k$ ) and the buoyant production ( $B_k$ ) terms.

The distributions for all the terms of the transport equation above the threshold  $Ra_c$  are illustrated in figure 15 where they were averaged in the horizontal ( $x$ ) direction. The profiles are symmetric with respect to the centerline ( $y=0.5$ ) because of the counter-rotating vortex cells with a mirror-symmetrical structure. The kinetic energy is mainly generated by the buoyancy ( $B_k$ ) in the middle of the gap and it is dissipated

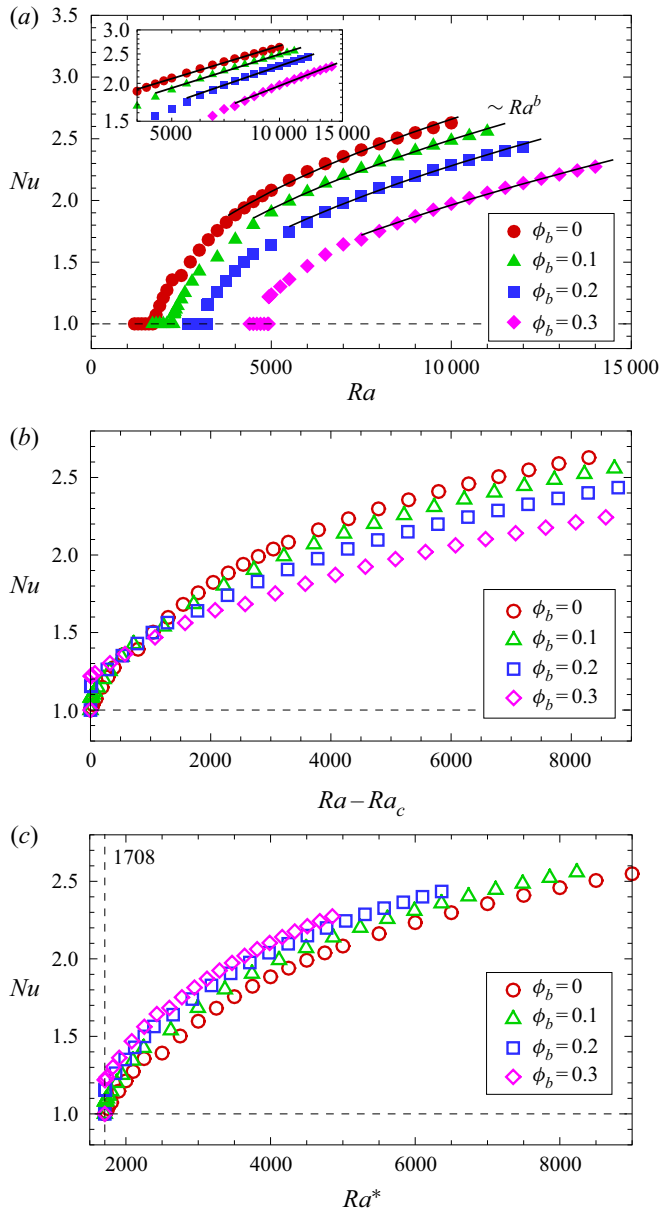


Figure 14. Variations of the Nusselt number ( $Nu$ ) for various  $\phi_b$  values: (a)  $Nu$  vs.  $Ra$ , (b)  $Nu$  vs.  $(Ra - Ra_c)$  and (c)  $Nu$  vs.  $Ra^*$ . The solid lines represent the behaviour of  $\sim Ra^b$ . The inset presents the log–log plot.

near the walls. The dissipation term ( $\varepsilon_k$ ) is balanced by the viscous diffusion ( $D_k$ ) near both walls. The pressure work ( $\Pi_k$ ) and viscous diffusion ( $D_k$ ) terms are cancelled out when they are integrated over the whole fluid volume. Then, the dissipation ( $\varepsilon_k$ ) and buoyant production ( $B_k$ ) terms only remain in (5.1); thus, the dynamic equilibrium in the flow can be described by the balance between the buoyant production and the energy

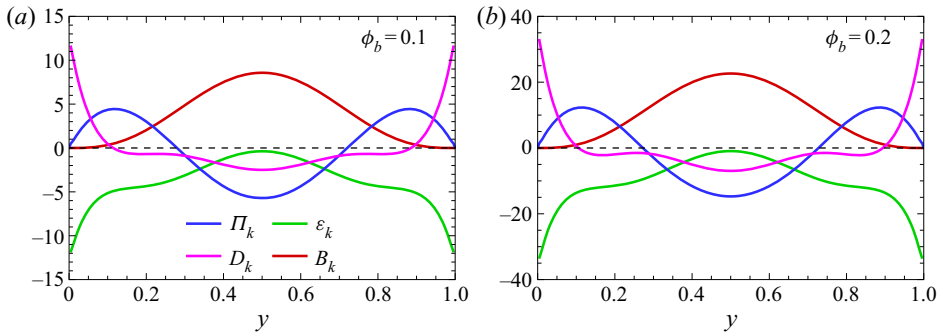


Figure 15. Profiles of each term for the kinetic energy balance equation that was averaged along the  $x$ -direction; (a)  $Ra = 2290$  ( $Ra^* = 1714.38$ ) for  $\phi_b = 0.1$  and (b)  $Ra = 3230$  ( $Ra^* = 1713.54$ ) for  $\phi_b = 0.2$ . The values were normalized by  $v_o^3/d^4$ .

dissipation as

$$\frac{D\langle k \rangle_V}{Dt} = \langle \beta \theta g v \rangle_V + \langle \varepsilon_k \rangle_V, \quad \text{where } \langle X \rangle_V = \frac{1}{Ld} \int_0^d \int_0^L X \, dx \, dy. \quad (5.2)$$

This expression explains that the energy is produced by the buoyancy in the suspensions, while the thermal convection occurs when the buoyancy force overcomes the viscous dissipative force. By increasing  $\phi_b$ , the dissipative force is intensified due to the increase in the effective viscosity of suspensions, while the buoyancy force ( $\rho\beta\theta g$ ) acting on the suspensions is uniform. Consequently, the particles stabilize the suspension flow, leading to a higher critical Rayleigh number ( $Ra_c$ ) as the concentration increases.

In addition, in § 4.3, the type of transition for the suspensions was determined by the Landau constant ( $l$ ), as displayed in figure 6. It was revealed that the transition in the flow of the suspensions is subcritical while it is supercritical for a pure Newtonian fluid. The subcritical nature of the transition in suspensions can be explained by considering both flow and concentration profiles. When the velocity perturbation grows in the flow of suspensions, the gradient in the shear rate leads to the particle migrations by the shear-induced diffusion, resulting in particle-concentrated and particle-free zones, as presented in figures 7 and 10. In particle-free zones, the effective viscosity is lower than that of the homogeneous suspension. Consequently, the stabilizing viscous force becomes weak and the local value of Rayleigh number turns out to be higher than that computed by the bulk concentration  $\phi_b$ . Once convection develops, the local Rayleigh number in particle-free zones remains larger than the critical Rayleigh number  $Ra_c$ , although  $Ra$  decreases below  $Ra_c$ . Indeed, the particle-free zones are coincident with the zones where the thermal buoyancy drives fluid by ascending and descending motions as shown in figures 7 and 10. An experimental analysis of suspensions in the RBC system would further validate this statement.

We have further examined the total heat current ( $j^{th}$ ) to obtain the Nusselt numbers. It has been shown that the heat current is constant across the gap. Meanwhile, the total heat current ( $j^{th}$ ) of (4.3) can be divided into two contributions, convective  $j_{conv}^{th}$  ( $= v\theta$ ) and diffusive  $j_{diff}^{th}$  ( $= -\alpha_s \partial\theta/\partial y$ ) transports. The distributions of each term are illustrated in figure 16. It can be observed that above the threshold  $Ra_c$  the heat is mostly transferred by the molecular diffusion (figure 16a). However, the convective term ( $j_{conv}^{th}$ ) becomes a dominant contributor for the heat transfer, and this particularly occurs in the middle of the gap as  $Ra$  grows (figure 16b). This is due to the strengthening convection rolls. In addition,

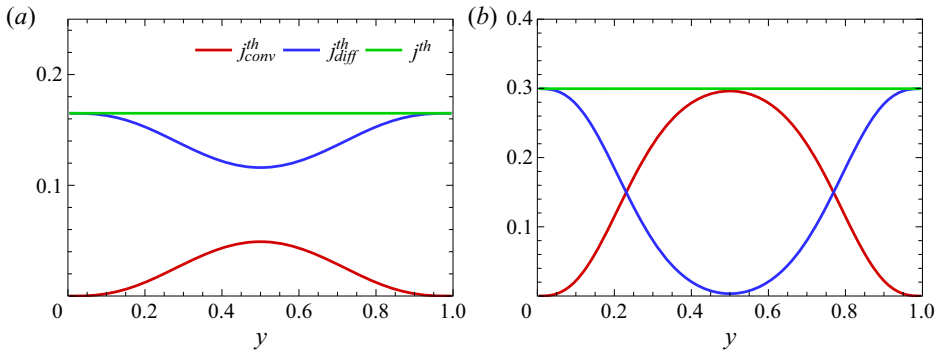


Figure 16. Distributions of the total heat current ( $j^{th}$ ) and its components for  $\phi_b = 0.2$ ; (a)  $Ra = 3230$  ( $Ra^* = 1713.54$ ) and (b)  $Ra = 8000$  ( $Ra^* = 4244.07$ ). The values were normalized by  $\nu_o \Delta T / d$ .

the convective flow generated by the buoyancy is intensified by increasing  $Ra$ ; therefore, it strengthens the convective heat flux.

The Nusselt numbers ( $Nu$ ) for various  $Ra$  values that are larger than  $Ra_c$  were computed in figure 14 to estimate and understand the performance of the heat transfer in suspensions. The most remarkable conclusion is that the heat transfer rate is enhanced above the threshold  $Ra_c$ , where it is higher for higher particle concentrations, while the rate of increase in  $Nu$  gradually decays as more particles are added into the fluid. This effect can be also interpreted by the convective flow. As stated earlier, the sharp increase in  $Nu$  at the critical  $Ra$  results from the subcritical convection because the convective flow does not decay, even though  $Ra$  approaches the critical point. However, the intensity of the convective flow above  $Ra_c$  decreases as the volume fraction of the suspension increases because the higher viscosity of the suspensions enhances the viscous dissipation of the momentum in the flow. Moreover, temperatures are more homogenized with a higher effective thermal diffusion leading to less buoyancy and thus less convection. Subsequently, as shown in figure 14(b), the heat transfer rates for higher concentrations increase gradually with  $Ra$  at a moderately high  $Ra$ . To support this, the saturated values of amplitude  $|A|$ , defined in (3.6), are plotted against  $Ra - Ra_c$  in figure 17. The value of  $|A|$  represents the intensity of the convective flow that is established by the convection rolls. As illustrated in the plot, the variations of  $|A|$  are consistent with those of  $Nu$  displayed in figure 14(b). This then provides evidence for the role of convective flow.

The results of our numerical simulation have indicated that the observed dependence of the heat transfer on particle concentration is closely related to the migration of particles. In fact, the particle migration can affect not only the conductive heat transfer through the heterogeneous distribution of thermal diffusivity  $\alpha_s$  but also the convective heat transfer through the modification of convection flow produced due to non-uniform viscosity of suspensions.

In the classical RB convection, a variety of flow patterns are observed for  $Ra > Ra_c$ , depending not only on the distance from the criticality in  $Ra$  but also on the Prandtl number (Krishnamurti 1973). The heat transfer also depends on Prandtl (Grossmann & Lohse 2000). As our results show, the nonlinear behaviour of thermal convection in suspensions is distinct from the RB convection even at small particle volume fraction. The effective viscosity and thermal diffusivity of suspensions are not enough to predict flows from the analogy with the RB convection. Thorough investigations are thus necessary to elucidate the effects of the Prandtl number on suspension thermal convection.

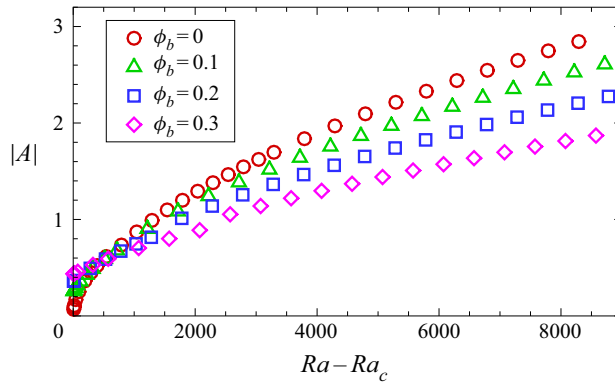


Figure 17. Variations of the saturated amplitude  $|A|$  normalized by  $v_o/d$  against  $Ra - Ra_c$  for the various  $\phi_b$ .

### 6. Conclusion

Rayleigh–Bénard convection for the flow of non-colloidal, non-Brownian suspensions has been numerically studied by both linear stability analysis and numerical simulation based on a mathematical model. We employed a constitutive model known as DFM to describe the dynamics of suspended particles and solved it with conservation equations for the suspension flow. A simple correlation for the effective thermal diffusivity of suspensions, which is linear with respect to the thermal Péclet number ( $Pe$ ) and the particle volume fraction ( $\phi$ ), has been employed to account for the shear-induced thermal diffusion in suspensions. The impact of the particles on the stability, flow and heat transfer have been investigated in detail for a wide range of bulk volume fractions  $\phi_b \in [0 - 30\%]$ .

To predict the critical states of the instability, we employed the linear stability analysis for the bulk particle volume fraction ( $\phi_b$ ) up to 30%, given particle size ( $\epsilon$ ) and Prandtl number ( $Pr$ ). The critical Rayleigh number ( $Ra_c$ ), at which the transition from conductive to convective states occurs, increases with  $\phi_b$ . In contrast, the critical wavenumber ( $k_c$ ) remains constant and is identical to the value for a pure Newtonian fluid ( $k_c = 3.12$ ). We showed that the current instability analysis could be regarded as the Rayleigh–Bénard instability of a single-phase flow in which the viscosity is modified due to the suspended particles where the critical Rayleigh number for the suspension is given by  $Ra_c = Ra_{RB,c} \cdot \eta_r(\phi_b) = 1708/(1 - \phi_b/\phi_m)^{1.82}$ . We performed numerical simulation to confirm the results of the linear stability analysis and to determine the nature of flow transition. To obtain the critical values of  $Ra$  from numerical simulations, we used the Landau model and we found that the results are consistent with those of the linear stability analysis. The type of bifurcation has also been identified by the Landau model and it was found that the transition arises through a subcritical bifurcation for the flow of the suspensions. This marked contrast to the Rayleigh–Bénard instability in pure Newtonian fluids was explained from the shear-induced particle migration and resulting low viscosity zones in suspensions.

We also examined the flow, temperature and concentration fields above the  $Ra_c$ . At the onset of the instability, counter-rotating convection rolls are built and the particles are accumulated in the core of the rolls that form the ring-shaped structures in the particle concentration field caused by the shear-induced particle migration. These ring-shaped structures can be observed more clearly for higher  $\phi_b$ . As  $Ra$  increases, more vortices are developed with a decreased wavelength, resulting in more particles staying in the core of the vortices. Although the ring-shaped feature, in the concentration field, is not

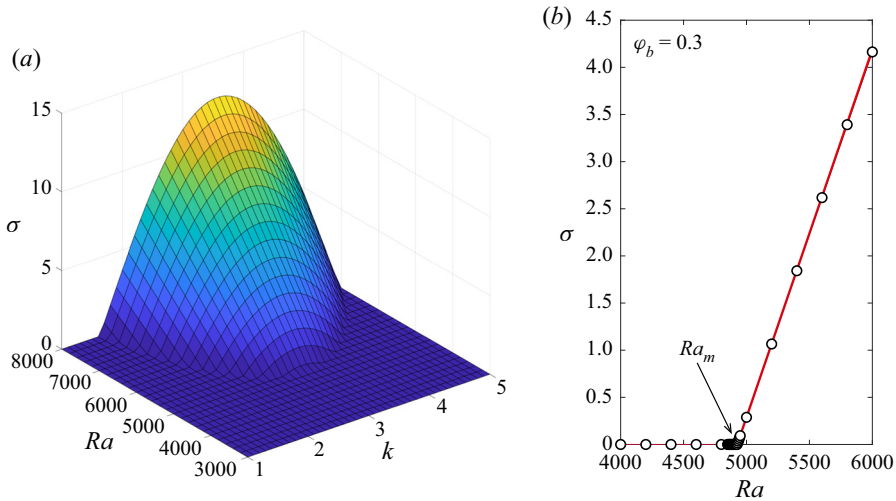


Figure 18. Behaviour of the growth rates of the most unstable modes. (a) Growth rate surface  $\sigma = \sigma(k, Ra)$ . (b) Determination of the instability threshold  $Ra_m$  by extrapolation. The parameters are for  $Pr = 7$ ,  $\phi_b = 0.03$ ,  $\epsilon = 0.02$  and  $K_c = 0.41$ . The wavenumber is fixed at  $k = 3.12$  in (b).

distinctly found, the shear-induced migration toward the surroundings of the vortex centre still appears as  $Ra$  further increases. We then computed the variation of Nusselt number ( $Nu$ ) with  $Ra$  for different  $\phi_b$ , to estimate the heat transfer in the suspensions. The heat transfer rate is substantially enhanced by the convection rolls, and it rises steadily with  $Ra$ . This effect decreases with particle volume fraction since the convective flow decays for higher concentrations.

To get insights into the instability mechanism due to the existence of the particles, we further examined an evolution equation of flow kinetic energy. The dissipative force is intensified by increasing  $\phi_b$  because the effective viscosity of suspensions increases. The buoyancy force ( $\rho\beta\theta g$ ) on suspensions should then increase to overcome the viscous energy dissipation. Consequently, the critical Rayleigh number  $Ra_c$  becomes larger for higher concentrations. This might raise the question of the robustness of the continuum models such as DFM in the instability analysis as it involves several constants and the constitutive laws that were defined from experimental measurements and computational analysis. Further studies with physical models that capture both the flow and particle dynamics properly are needed to confirm the nature of the role played by the mechanisms identified in this work.

The interests in heat transport of suspensions, such as in thermal systems of spacecraft (Mulligan, Colvin & Bryant 1996), solar plant (Flamant *et al.* 2013), and electronic devices for cooling (Dbouk 2019), make it natural to extend the stability study to suspension flow systems where the present results might serve as a new method to control the suspension flows and their pattern formation in engineering systems. The stability analysis carried out in this study could also be useful in determining the adequacy of a constitutive rheological model such as DFM in describing the free convection phenomenon. Experimental investigations on suspension thermal convection are highly desirable. For example, the impact of the subcritical instability on heat transfer, determined in the present study, needs to be validated.

**Funding.** This work has been supported in part by the National Science Foundation award no. 1854376 and partially by the Army Research Office award no. W911NF-18-1-0356 to C.K. and P.M. We also acknowledge the University of Illinois at Chicago to support C.K. for funding.

**Declaration of interests.** The authors report no conflict of interest.

**Author ORCIDs.**

 Changwoo Kang <https://orcid.org/0000-0002-5355-5451>;

 Harunori N. Yoshikawa <https://orcid.org/0000-0003-4472-4425>;

 Parisa Mirbod <https://orcid.org/0000-0002-2627-1971>.

**Appendix. Determination of the instability thresholds**

In the three-dimensional (3-D) space  $(k, Ra, \sigma)$ , the growth rate  $\sigma = \sigma(k, Ra)$  emerges from the plane  $\sigma = 0$  when  $Ra$  is large (figure 18a) where the emergence is sharp and  $\sigma$  increases linearly with  $Ra$ . The instability threshold  $Ra_m$  for a given wavenumber  $k$  can thus be estimated by linear extrapolation (figure 18b). This determination method is beneficial to perform comparisons with experiments and a numerical simulation where the instability thresholds are often determined by the extrapolation of the observed growth rate behaviour.

REFERENCES

- ABU-NADA, E. 2011 Rayleigh–Bénard convection in nanofluids: Effect of temperature dependent properties. *Intl J. Therm. Sci.* **50**, 1720–1730.
- AHLERS, G., GROSSMANN, S. & LOHSE, D. 2009 Heat transfer and large scale dynamics in turbulent Rayleigh–Bénard convection. *Rev. Mod. Phys.* **81**, 503–537.
- AHUJA, A.S. 1975a Augmentation of heat transport in laminar flow of polystyrene suspensions. I. Experiments and results. *J. Appl. Phys.* **46**, 3408–3416.
- AHUJA, A.S. 1975b Augmentation of heat transport in laminar flow of polystyrene suspensions. II. Analysis of the data. *J. Appl. Phys.* **46**, 3417–3425.
- ALLEN, J.W., KENWARD, M. & DORFMAN, K.D. 2009 Coupled flow and reaction during natural convection PCR. *Microfluid Nanofluid* **6**, 121–130.
- ARDEKANI, M.N., ABOUALI, O., PICANO, F. & BRANDT, L. 2018 Heat transfer in laminar Couette flow laden with rigid spherical particles. *J. Fluid Mech.* **834**, 308–334.
- BENOUAËD, O., MAMOU, M. & MESSAOUËDENE, N.A. 2014 Numerical nonlinear analysis of subcritical Rayleigh–Bénard convection in a horizontal confined enclosure filled with non-Newtonian fluids. *Phys. Fluids* **26**, 073101.
- BODENSCHATZ, E., PESCH, W. & AHLERS, G. 2000 Recent developments in Rayleigh–Bénard convection. *Annu. Rev. Fluid Mech.* **32**, 709–778.
- BOSSHARD, C., DEHBI, A., DEVILLE, M., LERICHE, E. & SOLDATI, A. 2014 Large eddy simulation of particulate flow inside a differentially heated cavity. *Nucl. Engng Des.* **267**, 154–163.
- BUYEVICH, Y.A. & KAPBASOV, S.K. 1996 Fluid dynamics of coarse dispersions. In *Advances in Engineering Fluid Mechanics: Multiphase Reactor and Polymerization System Hydrodynamics* (ed. N.P. Cheremisinoff), pp. 119–166. Elsevier.
- CHANG, B.H., MILLS, A.F. & HERNANDEZ, E. 2008 Natural convection of microparticle suspensions in thin enclosures. *Intl J. Heat Mass Transfer* **51**, 1332–1341.
- CHUN, B., PAKR, J.S., JUNG, H.W. & WON, Y.-Y. 2019 Shear-induced particle migration and segregation in non-Brownian bidisperse suspensions under planar Poiseuille flow. *J. Rheol.* **63**, 437–453.
- CHUNG, Y.C. & LEAL, L.G. 1982 An experimental study of the effective thermal conductivity of a sheared suspension of rigid spheres. *Intl J. Multiphase Flow* **8** (6), 605–625.
- DBOUK, T. 2018 Heat transfer and shear-induced migration in dense non-Brownian suspension flows: modelling and simulation. *J. Fluid Mech.* **840**, 432–454.
- DBOUK, T. 2019 A new technology for CPU chip cooling by concentrated suspension flow of non-colloidal particles. *Appl. Therm. Engng* **146**, 664–673.
- DBOUK, T. & BAHRANI, S.A. 2021 Modeling of buoyancy-driven thermal convection in immersed granular beds. *Intl J. Multiphase Flow* **134**, 103471.

- DBOUK, T., LEMAIRE, E., LOBRY, L. & MOUKALLED, F. 2013 Shear-induced particle migration: Predictions from experimental evaluation of the particle stress tensor. *J. Non-Newtonian Fluid* **198**, 78–95.
- DEHBI, A., KALILAINEN, J., LIND, T. & AUVINEN, A. 2017 A large eddy simulation of turbulent particle-laden flow inside a cubical differentially heated cavity. *J. Aerosol Sci.* **103**, 67–82.
- DENN, M.M. & MORRIS, J.F. 2014 Rheology of non-Brownian suspensions. *Annu. Rev. Chem. Biomol. Engng* **5**, 203–228.
- DRAZIN, P.G. & REID, W. 2004 *Hydrodynamic Stability*. Cambridge University Press.
- ECKSTEIN, E.C., BAILEY, D.G. & SHAPIRO, A.H. 1977 Self-diffusion of particles in shear flow of a suspension. *J. Fluid Mech.* **79**, 191–208.
- FANG, Z., MAMMOLI, A.A., BRADY, J.F., INGBER, M.S., MONDY, L.A. & GRAHAM, A.L. 2002 Flow-aligned tensor models for suspension flows. *Intl J. Multiphase Flow* **28**, 137–166.
- FISHER, K.M. 1981 The effects of fluid flow on the solidification of industrial castings and ingots. *Physico-Chem. Hydrodyn.* **2**, 311–326.
- FLAMANT, G., GAUTHIER, D., BENOIT, H., SANS, J.-L., GARCIA, R., BOISSIÈRE, B., ANSART, R. & HEMATI, M. 2013 Dense suspension of solid particles as a new heat transfer fluid for concentrated solar thermal plants: On-sun proof of concept. *Chem. Engng Sci.* **102**, 567–576.
- GROSSMANN, S. & LOHSE, D. 2000 Scaling in thermal convection: a unifying theory. *J. Fluid Mech.* **407**, 27–56.
- GUCKENHEIMER, J. & HOLMES, P.J. 1983 *Nonlinear Oscillations, Dynamical Systems, and Bifurcations of Vector Fields*. Springer-Verlag.
- HINCH, E.J. 2003 Mixing, turbulence and chaos – an introduction. In *Mixing: Chaos and Turbulence* (ed. H. Chaté, E. Villermaux & J.-M. Chomas), NATO ASI Series, vol. 373. Kluwer Academic/Plenum Publishers.
- JENNY, M., PLAUT, E. & BRIARD, A. 2015 Numerical study of subcritical Rayleigh–Bénard convection rolls in strongly shear-thinning Carreau fluids. *J. Non-Newtonian Fluid Mech.* **219**, 19–34.
- KANG, C., MEYER, A., MUTABAZI, I. & YOSHIKAWA, H.N. 2017 Radial buoyancy effects on momentum and heat transfer in a circular Couette flow. *Phys. Rev. Fluids* **2**, 053901.
- KANG, C., MEYER, A., YOSHIKAWA, H.N. & MUTABAZI, I. 2019a Numerical study of thermal convection induced by centrifugal buoyancy in a rotating cylindrical annulus. *Phys. Rev. Fluids* **4**, 043501.
- KANG, C., MEYER, A., YOSHIKAWA, H.N. & MUTABAZI, I. 2019b Thermoelectric convection in a dielectric liquid inside a cylindrical annulus with a solid-body rotation. *Phys. Rev. Fluids* **4**, 093502.
- KANG, C. & MIRBOD, P. 2020 Shear-induced particle migration of semi-dilute and concentrated Brownian suspensions in both Poiseuille and circular Couette flow. *Intl J. Multiphase Flow* **126**, 103239.
- KANG, C. & YANG, K.-S. 2011 Heat transfer characteristics of baffled channel flow. *ASME J. Heat Transfer* **133**, 091901.
- KANG, C. & YANG, K.-S. 2012 Flow instability in baffled channel flow. *Intl J. Heat Fluid Flow* **38**, 40–49.
- KIM, J., KANG, Y.T. & CHOI, C.K. 2004 Analysis of convective instability and heat transfer characteristics of nanofluids. *Phys. Fluids* **16** (7), 2395–2401.
- KIM, J. & MOIN, P. 1985 Application of a fractional-step method to incompressible Navier–Stokes equations. *J. Comput. Phys.* **59**, 308–323.
- KRIEGER, I.M. 1972 Rheology of monodisperse lattices. *Adv. Colloid Interface Sci.* **3**, 111–136.
- KRISHNAMURTI, R. 1973 Some further studies on the transition to turbulent convection. *J. Fluid Mech.* **60**, 285–303.
- KRISHNAN, M., UGAZ, V.M. & BURNS, M.A. 2002 PCR in a Rayleigh–Bénard convection cell. *Science* **298**, 793.
- LANDAU, L.D. & LIFSHITZ, E.M. 1976 *Mechanics*, 3rd edn, vol. 1 (Course of Theoretical Physics). Butterworth-Heinemann.
- LEAL, L.G. 1973 On the effective conductivity of a dilute suspension of spherical drops in the limit of low particle Peclet number. *Chem. Engng Commun.* **1**, 21–31.
- LEIGHTON, D. & ACRIVOS, A. 1987 The shear-induced migration of particles in concentrated suspensions. *J. Fluid Mech.* **181**, 415–439.
- LYON, M.K. & LEAL, L.G. 1998a An experimental study of the motion of concentrated suspensions in two-dimensional channel flow. Part 1. Monodisperse system. *J. Fluid Mech.* **363**, 25–56.
- LYON, M.K. & LEAL, L.G. 1998b An experimental study of the motion of concentrated suspensions in two-dimensional channel flow. Part 2. Bidisperse system. *J. Fluid Mech.* **363**, 57–77.
- MACKIE, C. 2000 Convective stability of a particle-laden fluid system in the presence of solidification. *Intl J. Heat Mass Transfer* **43**, 1617–1627.
- METZGER, B., RAHLI, O. & YIN, X. 2013 Heat transfer across sheared suspensions: role of the shear-induced diffusion. *J. Fluid Mech.* **724**, 527–552.



## *Onset of thermal convection in non-colloidal suspensions*

- MILLER, R.M. & MORRIS, J.F. 2006 Normal stress-driven migration and axial development in pressure-driven flow of concentrated suspensions. *J. Non-Newtonian Fluid* **135**, 149–165.
- MIRBOD, P. 2016 Two-dimensional computational fluid dynamical investigation of particle migration in rotating eccentric cylinders using suspension balance model. *Intl J. Multiphase Flow* **80**, 79–88.
- MORIZE, C., HERBERT, E. & SAURET, A. 2017 Resuspension threshold of a granular bed by localized heating. *Phys. Rev. E* **96**, 032903.
- MORRIS, J.F. & BOULAY, F. 1999 Curvilinear flows of noncolloidal suspensions: The role of normal stresses. *J. Rheol.* **43**, 1213–1237.
- MORRIS, J.F. & BRADY, J.F. 1998 Pressure-driven flow of a suspension: buoyancy effects. *Intl J. Multiphase Flow* **24**, 105–130.
- MULLIGAN, J.C., COLVIN, D.P. & BRYANT, Y.G. 1996 Microencapsulated phase-change material suspensions for heat transfer in spacecraft thermal systems. *J. Spacecr. Rockets* **33**, 278–284.
- NIELD, D.A. & KUZNETSOV, A.V. 2010 The onset of convection in a horizontal nanofluid layer of finite depth. *Eur. J. Mech. B/Fluids* **29**, 217–223.
- NOTT, P.R. & BRADY, J.F. 1994 Pressure-driven flow of suspensions: simulation and theory. *J. Fluid Mech.* **275**, 157–199.
- PHILLIPS, R.J., ARMSTRONG, R.C. & BROWN, R.A. 1992 A constitutive equation for concentrated suspensions that accounts for shear-induced particle migration. *Phys. Fluids A* **4**, 30–40.
- SCHLÜTER, A., LORTZ, D. & BUSSE, F. 1965 On the stability of steady finite amplitude convection. *J. Fluid Mech.* **23**, 129–144.
- SHIN, S. & LEE, S.-H. 2000 Thermal conductivity of suspensions in shear flow fields. *Int. J. Heat Mass Transfer* **43**, 4275–4284.
- SIEROU, A. & BRADY, J.F. 2004 Shear-induced self-diffusion in non-colloidal suspensions. *J. Fluid Mech.* **506**, 285–314.
- SOHN, C.W. & CHEN, M.M. 1981 Microconvective thermal conductivity in disperse two-phase mixtures as observed in a low velocity Couette flow experiment. *J. Heat Transfer* **103**, 47–51.
- SUBIA, S.R., INGBER, M.S., MONDY, L.A., ALTOBELLI, S.A. & GRAHAM, A.L. 1998 Modelling of concentrated suspensions using a continuum constitutive equation. *J. Fluid Mech* **373**, 193–219.
- TUCKERMAN, L.S. & BARKLEY, D. 1990 Bifurcation analysis of the Eckhaus instability. *Physica D* **46**, 57–86.
- YOSHIKAWA, H.N., FOGAING, M.T., CRUMEYROLLE, O. & MUTABAZI, I. 2013 Dielectrophoretic Rayleigh–Bénard convection under microgravity conditions. *Phys. Rev. E* **87**, 043003.