

## Review Article

**Cite this article:** Bardol O, Grot S, Oh H, Poulet E, Zeroug-Vial H, Brunelin J, Leaune E (2020). Perceived ethnic discrimination as a risk factor for psychotic symptoms: a systematic review and meta-analysis. *Psychological Medicine* **50**, 1077–1089. <https://doi.org/10.1017/S003329172000094X>

Received: 10 October 2019

Revised: 27 January 2020

Accepted: 24 March 2020

First published online: 22 April 2020

### Key words:

Psychotic symptoms; racism; social determinants of health; social environment

### Author for correspondence:

Edouard Leaune,

E-mail: [edouard.leaune@ch-le-vinatier.fr](mailto:edouard.leaune@ch-le-vinatier.fr)

# Perceived ethnic discrimination as a risk factor for psychotic symptoms: a systematic review and meta-analysis

Olivier Bardol<sup>1</sup>, Stéphanie Grot<sup>2</sup>, Hans Oh<sup>3</sup>, Emmanuel Poulet<sup>4,5,6,7</sup>,

Halima Zeroug-Vial<sup>4</sup>, Jérôme Brunelin<sup>4,5,6</sup> and Edouard Leaune<sup>4,5,6,8</sup> 

<sup>1</sup>Grenoble Alpes University, School of Medicine, Grenoble, France; <sup>2</sup>Centre de recherche, Institut Universitaire en Santé Mentale de Montréal, Montreal, Canada; <sup>3</sup>University of Southern California, Los Angeles, USA; <sup>4</sup>Centre Hospitalier Le Vinatier, Bron, France; <sup>5</sup>INSERM, U1028; CNRS, UMR5292; Lyon Neuroscience Research Center, Psychiatric Disorders: from Resistance to Response – PSYR2 Team, Lyon, F-69000, France; <sup>6</sup>University Lyon 1, Villeurbanne, F-69000, France; <sup>7</sup>Department of Emergency Psychiatry, University Hospital Edouard Herriot, Hospices civils de Lyon, Lyon, France and <sup>8</sup>Institute for Philosophical Research, Lyon 3 University, Lyon, France

## Abstract

**Background.** Previous studies have shown an elevated risk of psychotic symptoms (PS) and experiences (PEs) among ethnic minority groups, with significant variation between groups. This pattern may be partially attributable to the unfavorable socio-environmental conditions that surround ethnic minority groups. Perceived ethnic discrimination (PED) in particular has been a salient putative risk factor to explain the increased risk.

**Methods.** We conducted a systematic literature review and meta-analysis to assess the impact of PED on reporting PS/PEs in ethnic minorities. This review abides by the guidelines set forth by Preferred Reporting Items for Systematic Reviews and Meta-Analyses. The included studies were obtained from the databases: Medline, PsycINFO, and Web Of Science. Sub-group analyses were performed assessing the effect of PED in different subtypes of PS, the influence of ethnicity and moderating/mediating factors.

**Results.** Seventeen studies met the inclusion criteria, and nine were used to conduct the meta-analysis. We found a positive association between PED and the occurrence of PS/PEs among ethnic minorities. The combined odds ratio were 1.77 (95% CI 1.26–2.49) for PS and 1.94 (95% CI 1.42–2.67) for PEs. We found that the association was similar across ethnic groups and did not depend on the ethnic origin of individuals. Weak evidence supported the buffering effects of ethnic identity, collective self-esteem and social support; and no evidence supported the moderating effect of ethnic density. Sensitivity to race-based rejection significantly but only slightly mediated the association.

**Conclusion.** These findings suggest that PED is involved in the increased risk of PS/PEs in ethnic minority populations.

## Introduction

A substantial proportion of the general population experiences psychotic symptoms (PS), including both people with mental health disorders and healthy populations (Linscott & van Os, 2013). When not reaching the threshold for clinical disorders, the self-reported delusional or hallucinatory symptoms are referred to as psychotic experiences (PEs). The prevalence of lifetime PEs is estimated to be 7.2% of the general population (Linscott & van Os, 2013; van Os, Linscott, Myin-Germeys, Delespaul, & Krabbendam, 2009), though this can widely vary depending on the country (Nuevo et al., 2010). For nearly 70% of individuals, however, these symptoms are only transient and do not reach the level of severity that would constitute clinical psychosis (Linscott & van Os, 2013). Nevertheless, their presence determines a high-risk state of psychotic transition estimated at about 30% within 2 years (Dominguez, Wichers, Lieb, Wittchen, & van Os, 2011; Fusar-Poli et al., 2012). While PEs emerge on the least severe end of the psychosis continuum, they have become a public health concern because they are still associated with higher rates of psychiatric disorders (McGrath et al., 2016), suicidal behaviors (Honings, Drukker, Groen, & van Os, 2016) and disabilities (Navarro-Mateu et al., 2017), poorer physical health conditions (Oh, Waldman, Stickley, DeVlyder, & Koyanagi, 2019; Scott et al., 2018) and treatment-seeking behaviors (Bhavsar et al., 2017; Murphy, Shevlin, Houston, & Adamson, 2012), and higher mortality (Sharifi et al., 2015).

Recent meta-analyses identified a two-fold increased risk for PS and PEs (Leaune et al., 2019; Tortelli et al., 2018) and a two- to three-fold increased risk for psychotic disorders (Radua et al., 2018) among ethnic minorities when compared with the majority groups,

with significant variations in the level of risk between and within ethnic minority groups. These variations may be related to differential exposures to socio-environmental risk factors (Morgan, Charalambides, Hutchinson, & Murray, 2010; Veling, 2013). Epidemiological findings highlight the social determinants of health, examining the role of discrimination, social exclusion, and social defeat in the etiopathogenesis of psychosis (Kirkbride *et al.*, 2008; Morgan *et al.*, 2008; Oh, 2016; Selten, van der Ven, Rutten, & Cantor-Graae, 2013; Stilo *et al.*, 2017). The socio-developmental model developed by Morgan *et al.* (2010) emphasizes the complexity of interactions between several risk factors (genetic, individual, and environmental) and the importance of considering the type and quality of these interactions. According to this model, social risk factors (such as racial or ethnic discrimination) may contribute to the accumulation of adverse experiences over the life course, impacting early neurodevelopmental processes, increasing exposure to harmful chronic stress, which ultimately increases vulnerability to PS/PEs (Monroe, 2008; Radua *et al.*, 2018). Repeated exposure to social adversity can link to PS/PEs through the generation of cognitive biases and affective states that predispose one to develop symptoms. Discriminatory experiences have been proposed as a putative factor for the development of PS/PEs in ethnic minorities, as they are more prevalent in these populations compared to the general population. They may, for example, link to delusional symptoms through increased sensitivity to rejection, threat anticipation, anxiety, and a tendency to jump to conclusions (Morgan *et al.*, 2010).

Discrimination is the unfair and prejudicial treatment of a person or a category of people on the basis of some identity marker (*e.g.* sex, disability, religion) (Dovidio, Hewstone, Glick, & Esses, 2010). A common form of discrimination is motivated by hostility toward people on the basis of their ethnicity and/or race which are related but distinct concepts, with the race being a social construct to categorize people based on physical characteristics (such as skin color), while ethnicity being a term to refer to the shared culture (such as language, customs) and identity based on common heritage, ancestry, or nationality. Racial and ethnic discrimination are prevalent across countries (Lee, Perez, Boykin, & Mendoza-Denton, 2019) and major social stressors due to their tendency to foster self-depreciation, low self-esteem, emotional stress, and loss of control (Carter, 2007; de Freitas *et al.*, 2018; Ruggiero & Taylor, 1995). Discrimination also operates at multiple levels to impact health by promoting an unequal distribution of salutary resources (*e.g.* political authority, access to healthcare and education) (Gee, 2002; Harrell *et al.*, 2011; Tajfel & Turner, 2001) and limits the possibilities of upward mobility and social ascension (Carter, 2007; McEwen, 2012), which potentially proliferates even more stress. Indeed, several meta-analyses have reported that populations exposed to various types of discrimination have lower overall health status and a higher risk of developing mental disorders (*e.g.* depression, anxiety disorders, suicidal behaviors, psychosis) (de Freitas *et al.*, 2018; Pascoe & Richman, 2009). It is thus imperative to examine how perceived ethnic discrimination (PED) serves as a putative risk factor for PS/PEs and may help explain the increased prevalence of PS/PEs among individuals from ethnic minority groups (Missinne & Bracke, 2012). While the literature has demonstrated the significant association between ethnic minority position and PS/PEs, as well as the association between discrimination and poor health status, to our knowledge, scholars have yet to summarize existing literature in a meta-analysis to show the associations between

PED and PS/PEs. In a recent systematic review on the association between discrimination and psychosis, Pearce, Rafiq, Simpson, and Varese (2019) demonstrated the association between discrimination and PS. However, their review did not focus on PED but included several discriminatory experiences (sexual orientation, gender, social class...). Moreover, they concluded by expressing the need to perform a meta-analysis on the association between discrimination and PS. In a recent meta-analysis, Leune *et al.* (2019) reported higher odds for hallucinatory symptoms compared to delusional symptoms in ethnic minorities. The impact of PED on the types of PS/PEs would thus be interesting to evaluate. Prior studies have identified socio-environmental and psychological factors – such as ethnic identity, ethnic density or social support – that can potentially buffer the detrimental effects of PED on health (Straiton, Aambø, & Johansen, 2019; Yip, Wang, Mootoo, & Mirpuri, 2019). However, no systematic review has evaluated their role in moderating the associations between PED and PS/PEs. Further, some psychological factors, such as sensitivity to rejection, have been discussed in existing studies and may mediate the association by promoting negative cognitive schemas and by increasing the liability to the deleterious effects of PED.

### *Aims of the study*

The aim of our study was to systematically review the literature and to conduct a meta-analysis to examine the association between PED and PS/PEs among ethnic minority groups. We hypothesized that PED would contribute to an increased risk for PS and PEs in ethnic minority groups. A secondary objective was to investigate (a) which types of PS/PEs (*i.e.* hallucinatory symptoms or delusional symptoms) are especially associated with PED, and (b) whether ethnicity moderates the impact of PED on PS/PEs across minority groups. We also aimed to explore the role of other putative moderators (ethnic density, ethnic identity, social support) or mediators (sensitivity to rejection) with respect to the association between PED and PS/PEs.

## **Method**

### *Systematic research*

The review protocol was based on the Preferred Reporting Items for Systematic Reviews and Meta-Analyses (PRISMA) (Liberati *et al.*, 2009) and was registered on PROSPERO (registration number: CRD 42019118523), in January 2019. The search was conducted on the following databases: Medline, Web of Science and PsycINFO, using the following search terms, grouped into three categories as follows: (a) population: (migration OR migrant OR ethnic\* OR general population); (b) exposure: (discrimin\* OR racis\* OR social exclusion OR 'social defeat'); (c) outcome: (psychotic OR psychosis OR hallucination OR delusion OR paranoia OR schizo\* OR UHR). To ensure the exhaustivity of the search and the relevance of the algorithm, a pilot electronic research was performed in December 2018. To be exhaustive, the electronic search was supplemented with a manual search using the reference lists of relevant publications.

### *Inclusion criteria*

Inclusion criteria were (a) articles published in peer-review journals in the English language; (b) articles published between

January 1960 and 31 January 2019; (c) articles using a validated psychometric scale to assess the presence of PS and/or PEs; (d) articles assessing perceived discrimination in one or several ethnic minorities. No age restriction was applied to the population.

Based on methodologies of previous meta-analyses that assessed PS (Honings et al., 2016; Kaymaz et al., 2012; Leune et al., 2019), were retained studies that assessed the report of PS under the following terms: 'psychotic symptoms', 'psychotic experiences', 'psychotic-like experiences', 'delusional experiences', 'hallucinatory experiences', 'hallucination-like experiences', 'paranoia' or 'delusion-like experiences'. The outcome was defined as PEs when people with a psychotic disorder were excluded from the analyses in the included articles. Ethnicity was defined as an identity and group identification, based on social and cultural commonalities (Morgan et al., 2006; Schofield et al., 2016).

### Selection process

Two authors (OB and EL) performed the electronic search between January and March 2019. The studies identified through the databases were then subjected to three selection filters, depending on the titles, abstracts, and comprehensive full-text reading of each selected paper thereafter. The authors compared their results at each stage. When discrepancies arose, the choice to include or exclude an article was discussed with other co-authors.

### Data analysis

Two authors (OB and EL) assessed the quality of included studies according to the STROBE statement (Strengthening the Reporting of Observational Studies in Epidemiology) (von Elm et al., 2007). The level of quality was as follows: very good quality (26–32); good quality (20–26); average quality (14–20); and poor quality (<14).

### Systematic review

A systematic review was carried out which involved separately and independently extracting quantitative data by two authors (OB and EL) for each of the following outcomes: (a) the association between PED and PS/PEs; (b) the role of ethnicity, and (c) the role of factors mediating or moderating the association between PED and PS/PEs. The extracted data were then grouped and the evidence were summarized for each outcome. All discrepancies were discussed, and the consensus was reached between all authors on the final summary.

To assess the role of associated socio-environmental factors (e.g. ethnic identity, ethnic density, and social support) on the association between PED and PS/PEs, we examined the evidence on their mediating effects (i.e. explaining some portion of the association) or moderating effects (i.e. affecting the strength of the association).

### Meta-analysis

Studies that presented odd ratios (ORs) for the primary outcome (e.g. ORs assessing the association between PED and PS/PEs) were included in the meta-analysis. The data were analyzed using Comprehensive Meta-analysis software (version 2 of Borenstein). Pooled ORs were calculated using a random-effect model in order to consider between-study variability and provide a more realistic estimation of the summary ORs (Cooper, Hedges, & Valentine, 2009). For each study, ORs were converted into the

log OR. The weighted sum of the log OR was measured and then reconverted into OR. When available, the meta-analysis was performed with an adjusted OR (adjusted for age, gender, and individual socio-economic position).

Heterogeneity between studies was quantified with the  $Q$  statistic and the  $I^2$ . The  $Q$  statistic determines whether the observed variations in OR were caused by a between-study true difference and not by the within-study sampling error. A significant  $Q$ -value reflects a true variation of OR between studies.  $I^2$  is the proportion of inconsistency between studies' results attributable to heterogeneity.  $I^2$  values of 25, 50, and 75%, respectively, reflect a small, moderate, or high degree of heterogeneity (Higgins, Thompson, Deeks, & Altman, 2003).

A  $p$  value >0.05 threshold was used to assess statistical significance.

A first subgroups analysis was performed to examine the effect of PED on the different types of PS/PEs, e.g. on hallucinatory and delusional symptoms. Pooled ORs were computed for each subgroup.

A second subgroups analysis was performed to determine if there was a significant effect of ethnicity on the association between PED and PS/PEs. Pooled ORs were separately computed according to different ethnic groups and compared using the  $Q$  statistic. The between-subgroup  $Q$  statistic was calculated with a random-effect model. A significant  $Q$  statistic reflects significantly different ORs between subgroups. The included studies allowed us to undertake this subgroup analysis only in the UK on five main ethnic groups, who were identified as Bangladeshi, Indian, Black Caribbean, Irish, and Pakistani.

### Publication bias

Publication bias was assessed by visual inspection of a funnel plot of the standard error by the log OR and by Egger's regression intercept (Egger, Davey Smith, Schneider, & Minder, 1997). In the absence of bias, the plot should resemble a symmetrical inverted funnel. An asymmetric funnel indicates a systematic relationship between reported effects and study size.

## Results

### Included studies

Using the research protocol, 1209 articles were retrieved from the databases. After removal of duplicates and the application of selection filters, 17 articles met the inclusion criteria (Fig. 1).

The scores at the STROBE checklist ranged between 16 and 27 (mean score = 23.55,  $s.d.$  = 2.45), highlighting the good quality of the included articles. The studies included a total of 33 211 people. The age of the participants ranged between 13 and 74. The ethnic groups studied were heterogeneous and mainly from low- and middle-income countries of the southern hemisphere. Data were collected in a total of five countries (USA, Netherland, UK, Romania, and Norway). All studies were cross-sectional, with samples ranging from 70 to 8990 people. Publication dates ranged from 2005 to 2019, with half published in the last 5 years. Seven studies assessed the presence of PEs (Anglin, Lighty, Greenspoon, & Ellman, 2014; Becares, Nazroo, & Stafford, 2009; Chakraborty, McKenzie, Hajat, & Stansfeld, 2010; el Bouhaddani, van Domburgh, Schaefer, Doreleijers, & Veling, 2019; Karlsen, Nazroo, McKenzie, Bhui, & Weich, 2005; Oh, Yang, Anglin, & DeVlyder, 2014, 2016). Three main scales

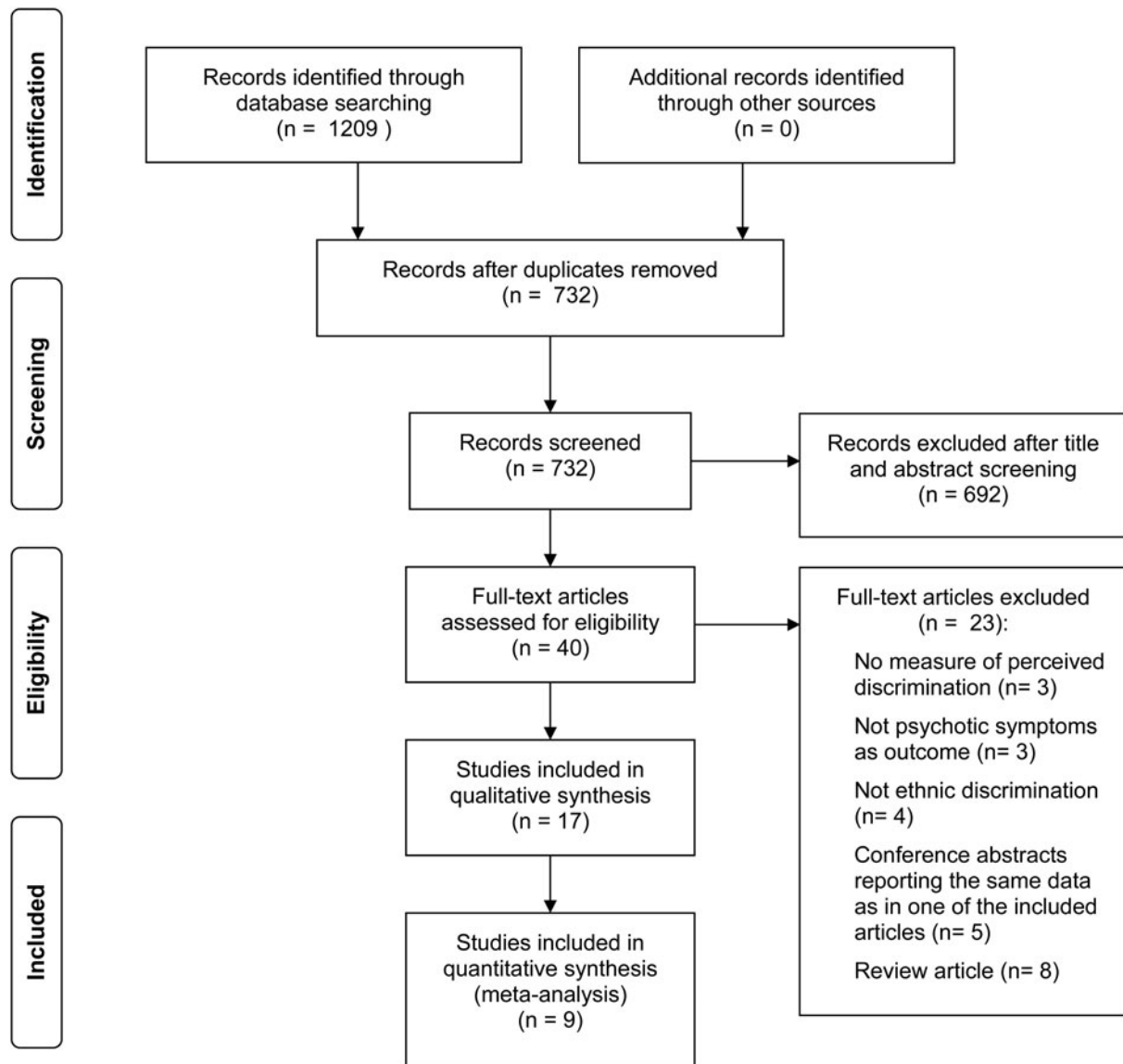


Fig. 1. Flow chart diagram of study selection according to the PRISMA guidelines.

were studied to assess the prevalence of PS or PEs, the *Prodromal Questionnaire* (PQ) ( $n = 6$ ), the *Psychosis Screening Questionnaire* (PSQ) ( $n = 3$ ), and the *Composite International Diagnostic Interview* (CIDI) ( $n = 3$ ). A total of 9 scales was used to assess PED. The characteristics of the included studies are displayed in Table 1.

#### Association between PED and PS/PEs

Of the 17 included articles, 15 studies reported a significant correlation between PED and PS/PEs. Two studies (Oh et al., 2014; Veling et al., 2007) reported a dose-response association between PED and PS/PEs, with higher levels of PED being associated with higher ORs for PS/PEs.

Nine studies were included in the meta-analysis (Anglin et al., 2014; Becares et al., 2009; Chakraborty et al., 2010; el Bouhaddani et al., 2019; Karlsen et al., 2005; Oh et al., 2014, 2016; Veling et al., 2007; 2008). A significant positive correlation was found between PED and PS [OR 1.82, 95% confidence interval (CI) 1.41–2.36]

(Fig. 2). The result remained significant after adjustment for socio-demographic factors ( $n = 5$ ; OR 1.77, 95% CI 1.26–2.49). When considering PEs, the pooled OR was slightly higher ( $n = 7$ ; OR 1.94, 95% CI 1.42–2.67). The heterogeneity between studies was high ( $I^2 = 79.08$ ;  $Q(7) = 33.47$ ;  $p < 0.0001$ ).

The type of discriminatory event influenced the association in two studies, with a more pronounced effect for racial harassment (Karlsen et al., 2005), police discrimination, and denied loan or promotion (Oh, Cogburn, Anglin, Lukens, & DeVlyder, 2016).

#### PED and types of PS/PEs

Three studies (el Bouhaddani et al., 2019; Oh et al., 2014, 2016) reported a significant association between PED and both hallucinatory symptoms and delusional symptoms. The association was found to be strongest for delusional symptoms (OR 2.53, 95% CI 1.60–4.01) than for hallucinatory symptoms (OR 1.65, 95% CI 1.29–2.14). The heterogeneity between studies was low for

**Table 1.** Characteristics of studies included in the systematic review

Author (Years)	Country	Sample	People from ethnic minorities	Scale used to assess PS/PEs	PED assessment	Predictor	Outcomes	Quality <sup>a</sup>
Karlsen et al. (2005)	UK	3446	3446	PSQ	Self-reported racism experiences	12-month perceived racism	PEs	22
Combs et al. (2006)	USA	128	128	Paranoia Scale	Perceived Racism Scale (PRS)	Lifetime perceived racism	PS	24
Veling et al. (2007)	The Netherlands	618	392	DSM-4, Comprehensive Assessment of Symptoms and History (CASH), Instrument for Retrospective Assessment of the Onset of Schizophrenia (IRAOS)	Self-reported personal experiences of discrimination	Lifetime self-report personal discrimination	Schizophrenia	25
Veling et al. (2008)	The Netherlands	263	263	CIDI 2.1	Self-reported perceived discrimination	Perceived discrimination and discrimination against one's own group in the years before schizophrenia onset	Schizophrenia + moderating factors	27
Becares et al. (2009)	UK	7257	4227	PSQ	Self-reported interpersonal racism	12-month prevalence of interpersonal racism	PEs + moderating factors	22
Chakraborty et al. (2010)	UK	4281	NA	PSQ	Self-reported perceived racism	12-month prevalence of interpersonal racism	PEs + moderating factors	25
Berg et al. (2011)	Norway	90	90	Structured Clinical Interview for DSM Disorders (SCIDI-I) and SCI-PANS	Self-reported perceived discrimination	Lifetime perceived discrimination	PS	27
Vremaroiu and Fodoreanu (2013)	Romania	70	70	PANS	Self-report racism experience	Lifetime exposure to racism experience	Schizophrenia	16
Anglin et al. (2014)	USA	644	644	PQ	EDQ	Lifetime prevalence of self-reported interpersonal discriminatory experience	PEs	23
Oh et al. (2014)	USA	8990	8990	WHO-CIDI 3.0	Everyday Discrimination Scale (EDS)	Lifetime prevalence of self-reported discrimination	PEs	25
Anglin et al. (2016)	USA	644	644	PQ	EDQ	Lifetime prevalence of self-reported interpersonal discriminatory experience	PS + mediating factor	23
Kong (2016)	USA	116	116	Brief Symptom Inventory	Triana and Garcia's (2009) questionnaire	Lifetime perceived interpersonal discrimination	PS	22
Kong (2016)	USA	76	NA	Brief Symptom Inventory	Adapted Stephan, Ybarra and Bachman's (1999) scale	Lifetime perceived interpersonal discrimination	PS + moderating factors	22

(Continued)

**Table 1.** (Continued.)

Author (Years)	Country	Sample	People from ethnic minorities	Scale used to assess PS/PEs	PED assessment	Predictor	Outcomes	Quality <sup>a</sup>
Oh (2016)	USA	4384	4384	<i>WHO-CIDI 3.0</i>	<i>Questionnaire adapted from the Lifetime Discrimination subscale of the Detroit Area Study Discrimination Questionnaire</i>	Lifetime interpersonal everyday discrimination	PEs	24
Shaik et al. (2016)	UK	107	50	<i>PQ; State Social Paranoia Scale</i>	<i>Perceived Ethnic Discrimination Questionnaire</i>	Lifetime perceived ethnic discrimination	PS	25
van de Beek et al. (2017)	The Netherlands	267	267	<i>PQ-16</i>	<i>EDS</i>	Lifetime perceived interpersonal discrimination	PS + moderating factors	24
Anglin et al. (2018)	USA	644	644	<i>PQ</i>	<i>Experience of Discrimination (EOD)</i>	Lifetime interpersonal discriminatory experience	PS + moderating factors	22
el Bouhaddani et al. (2019)	The Netherlands	1186	323	<i>PQ-16</i>	<i>Questionnaire of self-reported perceived and group discrimination</i>	Lifetime interpersonal and group discrimination	PEs + moderating factors	26

PS, psychotic symptoms; PEs, psychotic experiences; PSQ, Psychosis Screening Questionnaire, CIDI, Composite International Diagnostic Interview; PANS, Positive and Negative Syndrome Scale; PQ, Prodromal Questionnaire.

<sup>a</sup>Quality of studies was assessed with the 32-items STROBE statement, a score of 1 (presence) or 0 (absence) was coded for each item (total score on 32).

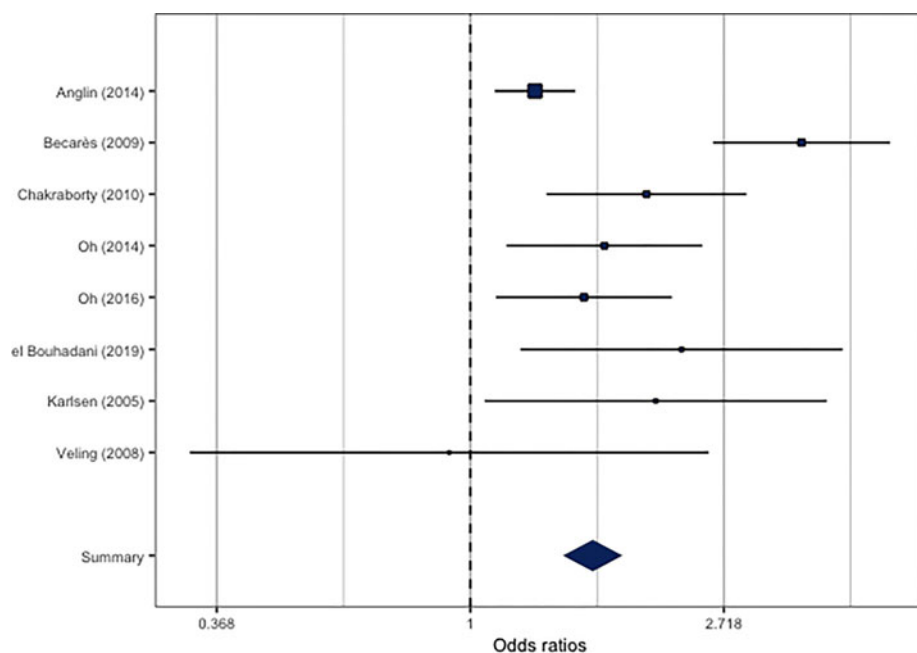


Fig. 2. Pooled meta-analytic odds ratios for the association between PED and PS.

delusional symptoms ( $I^2 = 0$ ;  $Q(2) = 0.66$ ;  $p = 0.72$ ) and hallucinatory symptoms ( $I^2 = 0$ ;  $Q(2) = 1.08$ ;  $p = 0.58$ ).

### Ethnicity

Three studies provided results in OR based on ethnicity for the association between PED and PS/PEs (Anglin, Lui, Espinosa, Tikhonov, & Ellman, 2009; Chakraborty et al., 2010; Karlsen et al., 2005) covering 5 ethnic groups living in the UK (e.g. Bangladeshi, Black Caribbean, Indian, Irish and Pakistani). The association between PED and PS/PEs was found to be significant for all ethnic groups, except Irish (see Fig. 3). Between subgroups, analysis showed no significant variation between ethnic groups ( $Q = 2.22$ ;  $df(Q) = 4$ ;  $p = 0.695$ ). The heterogeneity between studies was low ( $I^2 = 0$ ;  $Q(13) = 12.09$ ;  $p = 0.52$ ).

### Putative mediators and moderators

Eight articles assessed the role of socio-environmental or psychological factors with respect to the association between PED and PS/PEs (Anglin, Greenspoon, Lighty, & Ellman, 2016, 2018; Becares et al., 2009; Chakraborty et al., 2010; el Bouhaddani et al., 2019; Kong, 2016; van de Beek, van der Krieke, Schoevers, & Veling, 2017; Veling, Hoek, & Mackenbach, 2008). Five moderators were evaluated: ethnic identity ( $n = 3$ ), ethnic density ( $n = 2$ ), social support ( $n = 2$ ), and collective self-esteem ( $n = 1$ ); one mediator was examined: sensitivity to race-based rejection ( $n = 1$ ). Anglin et al. (2018) found that the development of a strong ethnic identity significantly buffered the association between PED and PS ( $b = -0.45$ ,  $s.e. = 0.20$ ,  $p < 0.05$ ), whereas Veling et al. (2008) and el Bouhaddani et al. (2019) found no buffering effect. Living in an environment of high ethnic density was not shown to have a significant moderating effect on the association between PED and PS in two studies (Becares et al., 2009; Veling et al., 2008). Two studies that evaluated the effect of social support on the association showed contrasting results; van de Beek et al. (2017) found a significant moderating effect ( $R^2$

change 0.021,  $p = 0.013$ ) while Chakraborty et al. (2010) did not. Kong (2016) found a significant moderating effect of collective self-esteem to buffer the association ( $\beta = -0.26$ ;  $p < 0.001$ ; 95% CI  $-0.38$  to  $-0.14$ ). Anglin et al. (2016) did not find evidence that sensitivity to race-based rejection was a moderator but did find evidence that it partially (though only slightly) mediated the effect of PED on PS (bias-corrected CI 0.0119–0.0466).

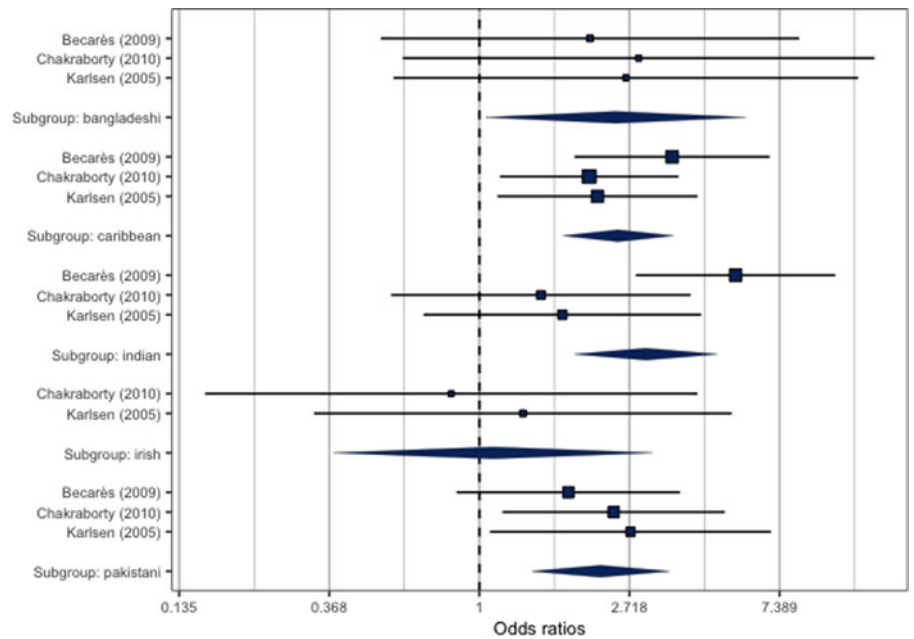
### Publication bias

Visual inspection of the funnel plot of the standard error by the log OR showed symmetry. Egger's regression was not significant ( $r = 1.82$ ;  $p = 0.23$ ), and the fail-safe  $N$  was  $n = 180$ . This does not suggest the presence of publication bias regarding the association between PED and PS/PEs in ethnic minority groups (Fig. 4).

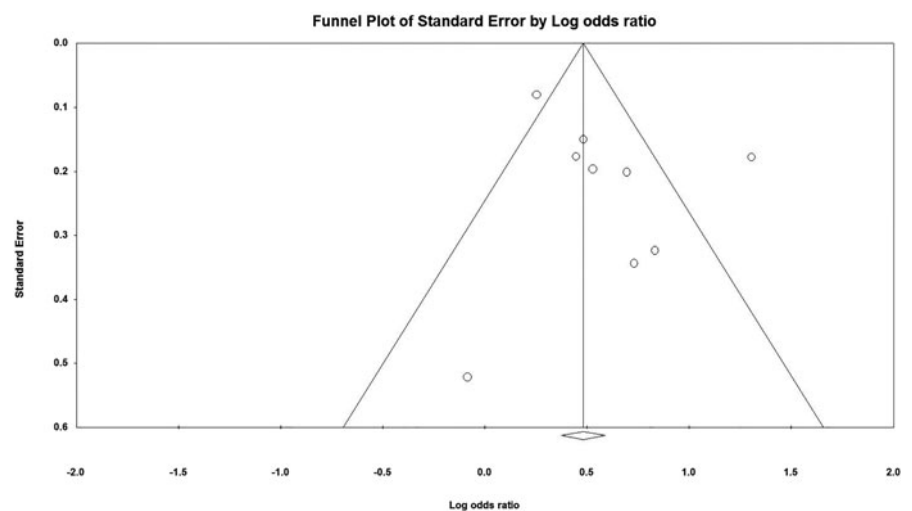
## Discussion

### Summary of results

Our systematic review and meta-analysis aimed to assess the association between PED and PS/PEs. First, we found a significant association between PED and both PS and PEs, which may partly explain the greater risk for PS and PEs previously observed in people from ethnic minorities. This effect was found to be significant for both delusional and hallucinatory symptoms, with the strongest association for delusional symptoms. Second, we found that the association was similar across ethnic groups and did not depend on the ethnic origin of individuals. Finally, only weak evidence supported the moderating effect of ethnic identity, social support, and collective self-esteem to buffer the association between PED and PS/PEs. One study reported the indirect and partial mediating effect of sensitivity to race-based rejection. The results on secondary outcomes must be interpreted with caution as they were based on a small number of studies.



**Fig. 3.** Forest plot of pooled odds ratios for different ethnic sub-groups.



**Fig. 4.** Funnel plot assessing publication bias for the association between PED and PS.

### Strength and limitations

We performed the first meta-analysis on the association between PED and PS/PEs in ethnic minority groups. Our results are consistent with the literature and rely on a systematic quantitative synthesis of data extracted from good quality articles. Our review and meta-analysis add important evidence to the literature on PS/PEs, discrimination, and the experience of ethnic minorities in high-income countries.

However, our review and meta-analysis have several potential limitations. First, a small number of studies was included in this meta-analysis, and these studies were conducted in a limited number of countries, mainly high-income countries. Our results notably prevent us from making any conclusion regarding the association between PED and PS/PEs in low- or middle-income countries. The number of included studies was particularly low for our secondary results so that these results must be interpreted with caution. For example, while we found no strong evidence for

ethnic density as a moderator, we arrived at this conclusion using data from only three available studies. Another example is that the subgroup analyses were mainly drawn from three UK studies including only five specific ethnic minorities. Thus, more research is needed to examine PED and PS/PEs among racial and ethnic minorities across various contexts. Second, the heterogeneity among the included studies was high in terms of definition and assessment of outcomes and predictors. The assessment of PS/PEs was conducted using different scales and most often by self-questionnaires, which are known to have a potentially significant number of false positives (Lee *et al.*, 2016). However, all included studies used validated measures to assess PS/PEs; the WHO CIDI specifically has been used widely across multiple countries (McGrath *et al.*, 2015). Third, the assessment of discrimination by several self-questionnaires may also be subject to social desirability bias. The phenomena of discrimination-discrepancy may, for example, result in an underestimation of individual discrimination and an overestimation of discrimination against the group



(Taylor, Wright, Moghaddam, & Lalonde, 1990). Finally, the validity of the concept of ethnicity should be discussed in the included studies. In a large number of studies, ethnicity was assessed through the place of birth of the individual or his/her/their parents and did not measure one's sense of belonging or connectedness to a given culture.

### Interpretation of results

Our results are consistent with the previous literature on the association between discrimination and PS (Pearce et al., 2019). Janssen et al. (2003) performed the first longitudinal study that showed a significant association between perceived discrimination and the occurrence of delusional ideation. Recently, Fonseca de Freitas et al. (2018) performed a large meta-analysis on psychological correlates of PED in Europe and found a significant association between PED and symptoms of psychosis ( $r = 0.21$  95% CI 0.08–0.33,  $p = 0.002$ ), based on four European studies. In comparison, our meta-analysis examined a broader range of studies performed in both Europe and the USA, ensuring the greater generalizability of our results. However, most of the studies included in our review were case-control studies. This methodological design is known to suffer from threats to validity and has been associated with recall bias. In particular, cross-sectional design decreases the ability to make a causal inference and only allows us to ascertain correlation, without defining the direction of the effect. Notably, people with PS/PEs may be more prone to report recent discrimination events due to their attributional style (Becares et al., 2009; Chakraborty et al., 2010; Karlsen et al., 2005; Veling et al., 2008). However, this should mainly be evident for delusion, and less so far for hallucinations.

Our results raise the question of the putative mechanisms involved in the association between PED and PS/PEs. As previously proposed by Pascoe and Richman (2009), discrimination may increase the risk for PS/PEs through three pathways: (1) an indirect social determinant of health; (2) a direct non-specific effect as a chronic social stressor; and (3) a direct specific effect by impairment of social cognition. First, discrimination may result in a limitation of access to healthcare, life-promoting resources, and education (Carter & Forsyth, 2010; Gee, Spencer, Chen, & Takeuchi, 2007; Liu, Meeuwesen, van Wesel, & Ingleby, 2015). This may result in increased exposure to other specific risk factors during the early stages of development (prenatal and first month of life) such as infections, nutritional and immuno-related risk factors, but also later in life such as childhood adversity, social adversity in adulthood, and behavioral risk factors, such as cannabis use (McKnight et al., 2017). Secondly, as a social stressor, PED may directly cause significant emotional stress, and chronic exposure to stressors could lead to alterations of the hypothalamic-pituitary-adrenal axis (Akdeniz, Tost, & Meyer-Lindenberg, 2014; Berger & Sarnyai, 2015; Kudielka, Schommer, Hellhammer, & Kirschbaum, 2004), resulting in increased cortisol and dopamine secretion in stressful situations (Pruessner, Champagne, Meaney, & Dagher, 2004). PED could also lead to functional and structural changes in the central nervous system (Clark, Miller, & Hegde, 2018). Finally, PED may have specific direct effects by promoting the development of impairment in social cognition in exposed individuals. Discrimination has been shown to promote the adoption of a paranoid external attributional style (Janssen et al., 2003), which could eventually predispose the individual to PS/PEs (Bentall, Kinderman, & Kaney, 1994; Kinderman & Bentall, 1996;

Sharpley, Hutchinson, Murray, & McKenzie, 2001) by promoting the development of 'high aberrant salience' (Kapur, 2003). Discriminatory treatment could also foster a sense of social failure and more particularly low self-esteem (Crocker & Major, 1989; Saleem et al., 2014) and thus lead to a low self-concept clarity (Campbell, 1990), which is in part due to internalized stigma (Mathur, Bhola, Khanam, & Thirthalli, 2014). These specific disturbances in social cognition may lead to the development of PS/PEs (Moller & Husby, 2000). Moreover, we found that the association between PED and PS/PEs was strongest for delusional symptoms than for hallucinatory symptoms. According to the cognitive model of psychosis developed by Garety, Kuipers, Fowler, Freeman, and Bebbington (2001), exposure to PED may promote the development of negative cognitive schemas, especially a paranoid attributional style. This may explain why delusional symptoms would be more strongly associated with PED and is consistent with a study showing that social deprivation predicts paranoia but not hallucinations (Wickham, Taylor, Shevlin, & Bentall, 2014).

When measuring the effect of PED on the occurrence of PS/PEs, we found no significant differences in the association across the different ethnic groups. At the same time, meta-analyses have found significant differences in the level of risk for PS/PEs across several ethnic minority groups (Leaune et al., 2019; Tortelli et al., 2018). As reported in the studies of Janssen et al. (2003) and Oh et al. (2014), this result may be attributable in part to a 'dose-response' effect in the association between discrimination and PS/PEs. In the Netherlands, for example, Veling et al. (2007) found that the ethnic groups that experience the most discrimination showed the highest risk for PS. It is important to note that ethnic groups are not equally exposed to discrimination in terms of frequency and intensity, and so it is conceivable that minorities that experience the most discrimination have the highest risk for PS/PEs (e.g. African Caribbean and African Americans) (Bourque, van der Ven, & Malla, 2011; Cantor-Graae & Selten, 2005). Further research is needed to better explore this phenomenon as only three studies analyzed the role of ethnicity in our meta-analysis.

Furthermore, we found weak evidence that the association between PED and PS/PEs was moderated and mediated by socio-environmental and psychological factors. Notably, Anglin et al. (2018) found that having a strong ethnic identity may diminish the association between PED and PS/PEs. Ethnic identity may play a crucial role in facilitating the processes of affiliation and social identification among individuals (el Bouhaddani et al., 2019), thereby enhancing adaptation to acculturative stress, and limiting the development of a paranoid attribution style (Ruggiero & Taylor, 1995). Having a strong ethnic identity would also promote access to a meaningful and efficient social network for better access to healthcare and education. Finally, according to the socio-developmental model developed by Morgan et al. (2010), people exposed to discriminatory experiences may develop an emotional state of hypervigilance and hypersensitivity in reaction to the threat, increasing perceived social stress during a new event (Anglin et al., 2016; Carter, 2007). The mediating role of sensitivity to race-based rejection reported by Anglin et al. (2016) is consistent with this hypothesis, as sensitivity to race-based rejection is defined as the extent to which individuals perceive and anticipate threats of rejection due to their race. Discriminatory experiences are prevalent and frequent among Black Americans (English et al., 2020; Lee et al., 2019), and these experiences are associated with increased

sensitivity to rejection, potentially resulting in excessive mistrust and altered perception of reality (Anglin et al., 2016; Sue, Capodilupo, & Holder, 2008). In terms of the buffering effect of ethnic density (Bosqui, Hoy, & Shannon, 2014), we found no significant effect of high ethnic density as a buffer of the association between PED and PS/PEs (Becares et al., 2009; Veling et al., 2008), though this may be due to a lack of power. Living in a high ethnic density area, in theory, should buffer the impact of ethnic discrimination, and individuals residing in these areas should have greater access to ethnicity-based social support and could have a stronger sense of ethnic identity. However, we also found conflicting results regarding the moderating effect of social support, with one Dutch study (van de Beek et al., 2017) reporting a buffering effect while a study performed in the UK (Chakraborty et al., 2010) did not. It has been hypothesized that social support would provide a sense of gratification and a sense of affiliation, while also granting access to instrumental support (Chakraborty et al., 2010). Kong (2016) for example showed that collective self-esteem buffers the detrimental effects of PED. This result suggests that the sense of social affiliation and belonging may help mitigate the deleterious impact of PED. Interestingly, el Bouhaddani et al. (2019) reported that two acculturation styles (e.g. marginalization or assimilation) were associated with an increased risk of reporting PEs in adolescents from ethnic minorities. This is also consistent with previous studies that showed adaptive acculturation is associated with greater quality of life, global and psychological health (Berry, 1990; Berry & Sabatier, 2010; Weisman de Mamani et al., 2017), and resilience (Berry, 2005). At the same time, it has been shown that individuals experiencing greater discrimination tend to reject both the dominant culture and their own cultural heritage (Schwartz, Unger, Zamboanga, & Szapocznik, 2010). We can thus hypothesize that PED may promote the adoption of an acculturation style unfavorable to mental health, such as marginalization and assimilation. Moreover, marginalization and assimilation may both hamper the feelings of affiliation and belongingness and thus limit the buffering effects on the association between PED and PS/PEs of moderating factors such as ethnic identity or collective self-esteem.

The risk for misdiagnosis or overestimation of clinical psychosis diagnoses in ethnic minorities has been widely documented (Reeves et al., 2003; Zandi et al., 2008, 2010, 2011). According to our results, some psychological reactions to discrimination may partly explain this misdiagnosis risk. Indeed, according to the 'rejection-identification' model, the paranoid attribution style may correspond to an operational adaptation strategy against discrimination (Bentall et al., 1994; Branscombe, Schmitt, & Harvey, 1999). This suggests that discrimination may increase the occurrence of PEs which may be wrongly interpreted as clinical psychosis by clinicians and may be at the origin of an overestimation of psychosis in ethnic minorities (Oh et al., 2014). Indeed, some have argued that psychiatry's history of overdiagnosing Black Americans with psychosis has been a form of institutional racism (Metzl, 2009). However, as recently pointed out by Morgan, Knowles, and Hutchinson (2019), misdiagnosis is not a satisfying hypothesis to explain the high rates of psychotic disorders reported for decades in ethnic minorities and migrants. Moreover, PS/PEs are also indicative of wider later mental health problems, and several included studies reported that discrimination was significantly associated with an increased prevalence of depression, anxiety disorders, substance use disorder, and post-traumatic stress disorder (Anglin et al., 2016; Combs et al., 2006;

van de Beek et al., 2017; Veling et al., 2008). According to our results, it remains unclear if PED is a risk factor along the whole psychotic continuum, or only for subclinical psychosis.

## Conclusion

Our results support the hypothesis that ethnic discrimination may partly explain the higher prevalence of PS/PEs in ethnic minority groups. These findings underline the importance of considering socio-environmental risk factors, such as discrimination, in the etiopathogenesis of PS. Further studies are needed to better elucidate the association between ethnic discrimination and PS/PEs. Notably, longitudinal studies should explore the association between PED and PS/PEs across ethnic groups and elucidate the role of associated socio-environmental and psychological factors such as ethnic identity, ethnic density, and social support to moderate the association. The mechanisms involved in the association also need to be further explored.

## References

- Akdeniz, C., Tost, H., & Meyer-Lindenberg, A. (2014). The neurobiology of social environmental risk for schizophrenia: An evolving research field. *Social Psychiatry and Psychiatric Epidemiology*, 49(4), 507–517.
- Anglin, D. M., Greenspoon, M., Lighty, Q., & Ellman, L. M. (2016). Race-based rejection sensitivity partially accounts for the relationship between racial discrimination and distressing attenuated positive psychotic symptoms. *Early Intervention in Psychiatry*, 10, 411–418.
- Anglin, D. M., Lighty, Q., Greenspoon, M., & Ellman, L. M. (2014). Racial discrimination is associated with distressing subthreshold positive psychotic symptoms among US urban ethnic minority young adults. *Social Psychiatry and Psychiatric Epidemiology*, 49, 1545–1555.
- Anglin, D. M., Lui, F., Espinosa, A., Tikhonov, A., & Ellman, L. (2018). Ethnic identity, racial discrimination and attenuated psychotic symptoms in an urban population of emerging adults. *Early Intervention in Psychiatry*, 12, 380–390.
- Becares, L., Nazroo, J., & Stafford, M. (2009). The buffering effects of ethnic density on experienced racism and health. *Health & Place*, 15, 670–678.
- Bentall, R. P., Kinderman, P., & Kaney, S. (1994). The self, attributional processes and abnormal beliefs: Towards a model of persecutory delusions. *Behaviour and Research and Therapy*, 32, 331–341.
- Berg, A. O., Melle, I., Rossberg, J. I., Romm, K. L., Larsson, S., Lagerberg, T. V., & Hauff, E. (2011). Perceived discrimination is associated with severity of positive and depression/anxiety symptoms in immigrants with psychosis: A cross-sectional study. *BMC Psychiatry*, 11, 77.
- Berger, M., & Saruyai, Z. (2015). "More than skin deep": Stress neurobiology and mental health consequences of racial discrimination. *Stress (Amsterdam, Netherlands)*, 18, 1–10.
- Berry, J. W. (1990). Psychology of acculturation. In J. J. Berman (ed.), *Nebraska symposium on motivation, 1989: Cross-cultural perspectives, current theory and research in motivation* (Vol. 37). Lincoln, NE, US: University of Nebraska Press, pp. 201–234.
- Berry, J. W. (2005). Acculturation: Living successfully in two cultures. *International Journal of Intercultural Relations*, 29, 697–712.
- Berry, J. W., & Sabatier, C. (2010). Acculturation, discrimination, and adaptation among second generation immigrant youth in Montreal and Paris. *International Journal of Intercultural Relations*, 34, 191–207.
- Bhavsar, V., Maccabe, J. H., Hatch, S. L., Hotopf, M., Boydell, J., & McGuire, P. (2017). Subclinical psychotic experiences and subsequent contact with mental health services. *British Journal of Psychiatry Open*, 7, 64–70.
- Bosqui, T. J., Hoy, K., & Shannon, C. (2014). A systematic review and meta-analysis of the ethnic density effect in psychotic disorders. *Social Psychiatry and Psychiatric Epidemiology*, 49, 519–529.
- Bourque, F., van der Ven, E., & Malla, A. (2011). A meta-analysis of the risk for psychotic disorders among first- and second-generation immigrants. *Psychological Medicine*, 41, 897–910.

- Branscombe, N., Schmitt, M., & Harvey, R. (1999). Perceiving pervasive discrimination among African Americans: Implications for group identification and well-being. *Journal of Personality and Social Psychology*, 77, 135–149.
- Campbell, J. D. (1990). Self-esteem and clarity of the self-concept. *Journal of Personality and Social Psychology*, 59, 538–549.
- Cantor-Graae, E., & Selten, J. P. (2005). Schizophrenia and migration: A meta-analysis and review. *American Journal of Psychiatry*, 162, 12–24.
- Carter, R. T. (2007). Racism and psychological and emotional injury: Recognizing and assessing race-based traumatic stress. *The Counseling Psychologist*, 35, 13–105.
- Carter, R., & Forsyth, J. (2010). Reactions to racial discrimination: Emotional stress and help-seeking behaviors. *Psychological Trauma: Theory, Research, Practice, and Policy*, 2, 183–191.
- Chakraborty, A. T., McKenzie, K. J., Hajat, S., & Stansfeld, S. A. (2010). Racism, mental illness and social support in the UK. *Social Psychiatry and Psychiatric Epidemiology*, 45, 1115–1124.
- Clark, U. S., Miller, E. R., & Hegde, R. R. (2018). Experiences of discrimination are associated with greater resting amygdala activity and functional connectivity. *Biological Psychiatry: Cognitive Neuroscience and Neuroimaging*, 3, 367–378.
- Combs, D. R., Penn, D. L., Cassisi, J., Michael, C., Wood, T., Wanner, J., & Adams, S. (2006). Perceived racism as a predictor of paranoia among African Americans. *Journal of Black Psychology*, 32, 87–104.
- Cooper, H., Hedges, L.V., & Valentine, J.C. (2009). *The handbook of research synthesis and meta-analysis*. New York: Russell Sage Foundation.
- Crocker, J., & Major, B. (1989). Social stigma and self-esteem: The self-protective properties of stigma. *Psychological Review*, 96, 608–630.
- de Freitas, D. F., Fernandes-Jesus, M., Ferreira, P. D., Coimbra, S., Teixeira, P. M., de Moura, A., & Fontaine, A. M. (2018). Psychological correlates of perceived ethnic discrimination in Europe: A meta-analysis. *Psychology of Violence*, 8, 712–725.
- Dominguez, M. D. G., Wichers, M., Lieb, R., Wittchen, H.-U., & van Os, J. (2011). Evidence that onset of clinical psychosis is an outcome of progressively more persistent subclinical psychotic experiences: An 8-Year cohort study. *Schizophrenia Bulletin*, 37, 84–93.
- Dovidio, J.F., Hewstone, M., Glick, P., Esses, V.M. (2010). Prejudice, stereotyping and discrimination: Theoretical and empirical overview. In SAGE Publication Ltd (ed.), *The SAGE handbook of prejudice, stereotyping and discrimination*. London/Thousand Oaks: SAGE Publications Ltd, 1 Oliver's Yard, Pre City Road, pp. 3–28.
- Egger, M., Davey Smith, G., Schneider, M., & Minder, C. (1997). Bias in meta-analysis detected by a simple, graphical test. *British Medical Journal*, 315, 629–634.
- el Bouhaddani, S., van Domburgh, L., Schaefer, B., Doreleijers, T. A. H., & Veling, W. (2019). Psychotic experiences among ethnic majority and minority adolescents and the role of discrimination and ethnic identity. *Social Psychiatry and Psychiatric Epidemiology*, 54, 343–353.
- English, D., Lambert, S. F., Tynes, B. M., Bowleg, L., Zea, M. C., & Howard, L. C. (2020). Daily multidimensional racial discrimination among Black US American adolescents. *Journal of Applied Developmental Psychology*, 66, 101068.
- Fusar-Poli, P., Bonoldi, I., Yung, A. R., Borgwardt, S., Kempton, M. J., Valmaggia, L., & McGuire, P. (2012). Predicting psychosis: Meta-analysis of transition outcomes in individuals at high clinical risk. *Archives of General Psychiatry*, 69, 220–229.
- Garety, P. A., Kuipers, E., Fowler, D., Freeman, D., & Bebbington, P. E. (2001). A cognitive model of the positive symptoms of psychosis. *Psychological Medicine*, 31, 189–95.
- Gee, G. C. (2002). A multilevel analysis of the relationship between institutional and individual racial discrimination and health status. *American Journal of Public Health*, 92, 615–623.
- Gee, G. C., Spencer, M. S., Chen, J., & Takeuchi, D. (2007). A nationwide study of discrimination and chronic health conditions among Asian Americans. *American Journal of Public Health*, 97, 1275–1282.
- Harrell, C. J. P., Burford, T. I., Cage, B. N., Nelson, T. M., Shearon, S., Thompson, A., & Green, S. (2011). Multiple pathways linking racism to health outcomes. *Du Bois Review*, 8, 143–157.
- Higgins, J. P. T., Thompson, S. G., Deeks, J. J., & Altman, D. G. (2003). Measuring inconsistency in meta-analyses. *British Medical Journal*, 327, 557–560.
- Honings, S., Drukker, M., Groen, R., & van Os, J. (2016). Psychotic experiences and risk of self-injurious behaviour in the general population: A systematic review and meta-analysis. *Psychological Medicine*, 46, 237–251.
- Janssen, I., Hanssen, M., Bak, M., Bijl, R. V., de Graaf, R., Vollebergh, W., & van Os, J. (2003). Discrimination and delusional ideation. *British Journal of Psychiatry*, 182, 71–76.
- Kapur, S. (2003). Psychosis as a state of aberrant salience: A framework linking biology, phenomenology, and pharmacology in schizophrenia. *American Journal of Psychiatry*, 160, 13–23.
- Karlsen, S., Nazroo, J. Y., McKenzie, K., Bhui, K., & Weich, S. (2005). Racism, psychosis and common mental disorder among ethnic minority groups in England. *Psychological Medicine*, 35, 1795–1803.
- Kaymaz, N., Drukker, M., Lieb, R., Wittchen, H.-U., Werbeloff, N., Weiser, M., & van Os, J. (2012). Do subthreshold psychotic experiences predict clinical outcomes in unselected non-help-seeking population-based samples? A systematic review and meta-analysis, enriched with new results. *Psychological Medicine*, 42, 2239–2253.
- Kinderman, P., & Bentall, R. P. (1996). Self-discrepancies and persecutory delusions: Evidence for a model of paranoid ideation. *Journal of Abnormal Psychology*, 105, 106–113.
- Kirkbride, J. B., Boydell, J., Ploubidiz, G. B., Morgan, C., Dazzan, P., McKenzie, K., & Jones, P. B. (2008). Testing the association between the incidence of schizophrenia and social capital in an urban area. *Psychological Medicine*, 38, 1083–1094.
- Kong, D. T. (2016). Ethnic minorities' paranoia and self-preservative work behaviors in response to perceived ethnic discrimination, with collective self-esteem as a buffer. *Journal of Occupational Health Psychology*, 21, 334–351.
- Kudielka, B. M., Schommer, N. C., Hellhammer, D. H., & Kirschbaum, C. (2004). Acute HPA axis responses, heart rate, and mood changes to psychosocial stress (TSST) in humans at different times of day. *Psychoneuroendocrinology*, 29, 983–992.
- Leaune, E., Dealberto, M.-J., Luck, D., Grot, S., Zeroug-Vial, H., Poulet, E., & Brunelin, J. (2019). Ethnic minority position and migrant status as risk factors for psychotic symptoms in the general population: A meta-analysis. *Psychological Medicine*, 49, 545–558.
- Lee, K.-W., Chan, K.-W., Chang, W.-C., Lee, E. H.-M., Hui, C. L.-M., & Chen, E. Y.-H. (2016). A systematic review on definitions and assessments of psychotic-like experiences. *Early Intervention in Psychiatry*, 10, 3–16.
- Lee, R. T., Perez, A. D., Boykin, C. M., & Mendoza-Denton, R. (2019). On the prevalence of racial discrimination in the United States. *PLoS One*, 14, e0210698.
- Liberati, A., Altman, D. G., Tetzlaff, J., Mulrow, C., Gotzsche, P. C., Ioannidis, J. P. A., & Moher, D. (2009). The PRISMA statement for reporting systematic reviews and meta-analyses of studies that evaluate healthcare interventions: Explanation and elaboration. *British Medical Journal*, 339, b2700.
- Linscott, R. J., & van Os, J. (2013). An updated and conservative systematic review and meta-analysis of epidemiological evidence on psychotic experiences in children and adults: On the pathway from proneness to persistence to dimensional expression across mental disorders. *Psychological Medicine*, 43, 1133–1149.
- Liu, C.-H., Meeuwesen, L., van Wesel, F., & Ingleby, D. (2015). Why do ethnic Chinese in the Netherlands underutilize mental health care services? Evidence from a qualitative study. *Transcultural Psychiatry*, 52, 331–352.
- Mathur, S., Bhola, P., Khanam, F., & Thirthalli, J. (2014). Restoring the sense of self in the process of recovery in schizophrenia. *Journal of Psychosocial Rehabilitation in Mental Health*, 1, 31–35.
- McEwen, B.S. (2012). Brain on stress: How the social environment gets under the skin. *Proceedings of the National Academy of Sciences of the United States of America*, 109 (Suppl 2), 17180–5.
- McGrath, J. J., Saha, S., Al-Hamzawi, A., Alonso, J., Bromet, E. J., Bruffaerts, R., & Kessler, R. C. (2015). Psychotic experiences in the general population: A cross-national analysis based on 31261 respondents from 18 countries. *JAMA Psychiatry*, 72, 697–705.
- McGrath, J. J., Saha, S., Al-Hamzawi, A., Andrade, L., Benjet, C., Bromet, E. J., & Kessler, R. C. (2016). The bidirectional associations between psychotic

- experiences and DSM-IV mental disorders. *American Journal of Psychiatry*, 173, 997–1006.
- McKnight, C., Shumway, M., Masson, C. L., Pouget, E. R., Jordan, A. E., Des Jarlais, D. C., & Perlman, D. C. (2017). Perceived discrimination among racial and ethnic minority drug users and the association with health care utilization. *Journal of Ethnicity in Substance Abuse*, 16, 404–419.
- Metzl, J. M. (2009). *The protest psychosis: How schizophrenia became a black disease*. Boston, MA: Beacon Press.
- Missinne, S., & Bracke, P. (2012). Depressive symptoms among immigrants and ethnic minorities: A population based study in 23 European countries. *Social Psychiatry and Psychiatric Epidemiology*, 47, 97–109.
- Moller, P., & Husby, R. (2000). The initial prodrome in schizophrenia: Searching for naturalistic core dimensions of experience and behavior. *Schizophrenia Bulletin*, 26, 217–232.
- Monroe, S. M. (2008). Modern approaches to conceptualizing and measuring human life stress. *Annual Review of Clinical Psychology*, 4, 33–52.
- Morgan, C., Charalambides, M., Hutchinson, G., & Murray, R. M. (2010). Migration, ethnicity, and psychosis: Toward a sociodevelopmental model. *Schizophrenia Bulletin*, 36, 655–664.
- Morgan, C., Dazzan, P., Morgan, K., Jones, P., Harrison, G., Leff, J., & Fearon, P. (2006). First episode psychosis and ethnicity: Initial findings from the AESOP study. *World Psychiatry*, 5, 40–46.
- Morgan, C., Kirkbride, J., Hutchinson, G., Craig, T., Morgan, K., Dazzan, P., & Fearon, P. (2008). Cumulative social disadvantage, ethnicity and first-episode psychosis: A case-control study. *Psychological Medicine*, 38, 1701–1715.
- Morgan, C., Knowles, G., & Hutchinson, G. (2019). Migration, ethnicity and psychoses: Evidence, models and future directions. *World Psychiatry*, 18, 247–258.
- Murphy, J., Shevlin, M., Houston, J., & Adamson, G. (2012). A population based analysis of subclinical psychosis and help-seeking behavior. *Schizophrenia Bulletin*, 38, 360–367.
- Navarro-Mateu, F., Alonso, J., Lim, C.C.W., Saha, S., Aguilar-Gaxiola, S., Al-Hamzawi, A., & WHO World Mental Health Survey Collaborators. (2017). The association between psychotic experiences and disability: Results from the WHO World Mental Health Surveys. *Acta Psychiatrica Scandinavica* 136, 74–84.
- Nuevo, R., Chatterji, S., Verdes, E., Naidoo, N., Arango, C., & Ayuso-Mateos, J. L. (2010). The continuum of psychotic symptoms in the general population: A cross-national study. *Schizophrenia Bulletin*, 38, 475–485.
- Oh, H. (2016). Social defeat and psychotic experiences in the United States: findings from the Collaborative Psychiatric Epidemiological Surveys. ProQuest Information & Learning.
- Oh, H., Cogburn, C. D., Anglin, D., Lukens, E., & DeVlyder, J. (2016). Major discriminatory events and risk for psychotic experiences among Black Americans. *American Journal of Orthopsychiatry*, 86, 277–285.
- Oh, H., Waldman, K., Stickle, A., DeVlyder, J. E., & Koyanagi, A. (2019). Psychotic experiences and physical health conditions in the United States. *Comprehensive Psychiatry*, 90, 1–6.
- Oh, H., Yang, L. H., Anglin, D. M., & DeVlyder, J. E. (2014). Perceived discrimination and psychotic experiences across multiple ethnic groups in the United States. *Schizophrenia Research*, 157, 259–267.
- Pascoe, E. A., & Richman, L. S. (2009). Perceived discrimination and health: A meta-analytic review. *Psychological Bulletin*, 135, 531–554.
- Pearce, J., Rafiq, S., Simpson, J., & Varese, F. (2019). Perceived discrimination and psychosis: A systematic review of the literature. *Social Psychiatry and Psychiatric Epidemiology*, 54, 1023–1044.
- Pruessner, J. C., Champagne, F., Meaney, M. J., & Dagher, A. (2004). Dopamine release in response to a psychological stress in humans and its relationship to early life maternal care: A positron emission tomography study using [<sup>11</sup>C]raclopride. *Journal of Neuroscience*, 24, 28252831.
- Radua, J., Ramellaamellame, V., Ioannidis, J. P. A., Reichenberg, A., Phiphophatsanee, N., Amir, T., & Fusar-Poli, P. (2018). What causes psychosis? An umbrella review of risk and protective factors. *World Psychiatry*, 17, 49–66.
- Reeves, S., Hudson, S., Fletcher, H., Sauer, J., Stewart, R., & Howard, R. (2003). Are Black Caribbean patients more likely to receive an incorrect diagnosis of very-late-onset schizophrenia-like psychosis than their white British counterparts? *American Journal of Geriatric Psychiatry*, 11, 674–777.
- Ruggiero, K. M., & Taylor, D. M. (1995). Coping with discrimination: How disadvantaged group members perceive the discrimination that confronts them. *Journal of Personality and Social Psychology*, 68, 826–838.
- Saleem, M. M., Stowkowy, J., Cadenhead, K. S., Cannon, T. D., Cornblatt, B. A., McGlashan, T. H., & Addington, J. (2014). Perceived discrimination in those at clinical high risk for psychosis: Perceived discrimination in clinical high risk. *Early Intervention in Psychiatry*, 8, 77–81.
- Schofield, P., Das-Munshi, J., Bécaries, L., Morgan, C., Bhavsar, V., Hotopf, M., & Hatch, S. L. (2016). Minority status and mental distress: A comparison of group density effects. *Psychological Medicine*, 46, 3051–3059.
- Schwartz, S. J., Unger, J. B., Zamboanga, B. L., & Szapocznik, J. (2010). Rethinking the concept of acculturation: Implications for theory and research. *American Psychology*, 65, 237–251.
- Scott, K. M., Saha, S., Lim, C. C. W., Aguilar-Gaxiola, S., Al-Hamzawi, A., Alonso, J., & McGrath, J. J. (2018). Psychotic experiences and general medical conditions: A cross-national analysis based on 28 002 respondents from 16 countries in the WHO World Mental Health Surveys. *Psychological Medicine*, 48, 2730–2739.
- Selten, J.-P., van der Ven, E., Rutten, B. P. F., & Cantor-Graae, E. (2013). The social defeat hypothesis of schizophrenia: An update. *Schizophrenia Bulletin*, 39, 1180–1186.
- Shaikh, M., Ellett, L., Dutt, A., Day, F., Laing, J., Kroll, J., & Valmaggia, L. R. (2016). Perceived ethnic discrimination and persecutory paranoia in individuals at ultra-high risk for psychosis. *Psychiatry Research*, 241, 309–314.
- Sharifi, V., Eaton, W. W., Wu, L. T., Roth, K. B., Burchett, B. M., & Mojtabai, R. (2015). Psychotic experiences and risk of death in the general population: 24–27 year follow-up of the Epidemiologic Catchment Area study. *British Journal of Psychiatry*, 207, 30–36.
- Sharpley, M., Hutchinson, G., Murray, R. M., & McKenzie, K. (2001). Understanding the excess of psychosis among the African-Caribbean population in England. *British Journal of Psychiatry*, 40, 60–68.
- Stephan, W. G., Ybarra, O., & Bachman, G. (1999). Prejudice toward immigrants. *Journal of Applied Social Psychology*, 29, 2221–2237.
- Stilo, S. A., Gayer-Anderson, C., Beards, S., Hubbard, K., Onyejiaka, A., Keraitte, A., & Morgan, C. (2017). Further evidence of a cumulative effect of social disadvantage on risk of psychosis. *Psychological Medicine*, 47, 913–924.
- Straiton, M. L., Aambø, A. K., & Johansen, R. (2019). Perceived discrimination, health and mental health among immigrants in Norway: The role of moderating factors. *BMC Public Health*, 19, 325.
- Sue, D. W., Capodilupo, C. M., & Holder, A. M. B. (2008). Racial microaggressions in the life experience of Black Americans. *Professional Psychology: Research and Practice*, 39, 329–336.
- Tajfel, H., & Turner, J. (2001). An integrative theory of intergroup conflict. In M. A. Hogg & D. Abrams (eds.), *Intergroup relations: Essential readings, key readings in social psychology*. New York, NY, US: Psychology Press, pp. 94–109.
- Taylor, D. M., Wright, S. C., Moghaddam, F. M., & Lalonde, R. N. (1990). The personal/group discrimination discrepancy: Perceiving my group, but not myself, to be a target for discrimination. *Personality and Social Psychology Bulletin*, 16, 254–262.
- Tortelli, A., Nakamura, A., Suprani, F., Schürhoff, F., Van der Waerden, J., Szöke, A., & Pignon, B. (2018). Subclinical psychosis in adult migrants and ethnic minorities: Systematic review and meta-analysis. *British Journal of Psychiatry Open*, 4, 510–518.
- Triana, M. D. C., & Garcia, M. F. (2009). Valuing diversity: A group-value approach to understanding the importance of organizational efforts to support diversity. *Journal of Organizational Behavior*, 30, 941–962.
- van de Beek, M. H., van der Krieke, L., Schoevers, R. A., & Veling, W. (2017). Social exclusion and psychopathology in an online cohort of Moroccan-Dutch migrants: Results of the MEDINA-study. *PLoS ONE*, 12, e0179827.
- van Os, J., Linscott, R. J., Myin-Germeys, I., Delespaul, P., & Krabbendam, L. (2009). A systematic review and meta-analysis of the psychosis continuum: Evidence for a psychosis proneness-persistence-impairment model of psychotic disorder. *Psychological Medicine*, 39, 179–195.
- Veling, W. (2013). Ethnic minority position and risk for psychotic disorders. *Current Opinion in Psychiatry*, 26, 166–171.

- Veling, W., Hoek, H. W., & Mackenbach, J. P. (2008). Perceived discrimination and the risk of schizophrenia in ethnic minorities: A case-control study. *Social Psychiatry and Psychiatric Epidemiology*, *43*, 953–959.
- Veling, W., Selten, J.-P., Susser, E., Laan, W., Mackenbach, J. P., & Hoek, H. W. (2007). Discrimination and the incidence of psychotic disorders among ethnic minorities in The Netherlands. *International Journal of Epidemiology*, *36*, 761–768.
- von Elm, E., Altman, D. G., Egger, M., Pocock, S. J., Gotsche, P. C., Vandenbroucke, J. P., & STROBE Initiative. (2007). The Strengthening the Reporting of Observational Studies in Epidemiology (STROBE) statement: Guidelines for reporting observational studies. *Lancet (London, England)* *370*, 1453–1457.
- Vremaroiu, A. M., & Fodoreanu, L. (2013). Perceived discrimination, a risk factor for developing psychoses in Romanian emigrants? *Clujul Medical*, *86*, 53–56.
- Weisman de Mamani, A., Weintraub, M. J., Maura, J., Martinez de Andino, A., Brown, C. A., & Gurak, K. (2017). Acculturation styles and their associations with psychiatric symptoms and quality of life in ethnic minorities with schizophrenia. *Psychiatry Research*, *255*, 418–423.
- Wickham, S., Taylor, P., Shevlin, M., & Bentall, R. P. (2014). The impact of social deprivation on paranoia, hallucinations, mania and depression: The role of discrimination social support, stress and trust. *PLoS One*, *9*, e105140.
- Yip, T., Wang, Y., Mootoo, C., & Mirpuri, S. (2019). Moderating the association between discrimination and adjustment: A meta-analysis of ethnic/racial identity. *Developmental Psychology*, *55*, 1274–1298.
- Zandi, T., Havenaar, J. M., Laan, W., Kahn, R. S., & van den Brink, W. (2011). Predictive validity of a culturally informed diagnosis of schizophrenia: A 30 month follow-up study with first episode psychosis. *Schizophrenia Research*, *133*, 29–35.
- Zandi, T., Havenaar, J. M., Limburg-Okken, A. G., van Es, H., Sidali, S., Kadri, N., & Kahn, R. S. (2008). The need for culture sensitive diagnostic procedures: A study among psychotic patients in Morocco. *Social Psychiatry and Psychiatric Epidemiology*, *43*, 244–250.
- Zandi, T., Havenaar, J. M., Smits, M., Limburg-Okken, A. G., van Es, H., Cahn, W., & van den Brink, W. (2010). First contact incidence of psychotic disorders among native Dutch and Moroccan immigrants in the Netherlands: Influence of diagnostic bias. *Schizophrenia Research*, *119*, 27–33.