

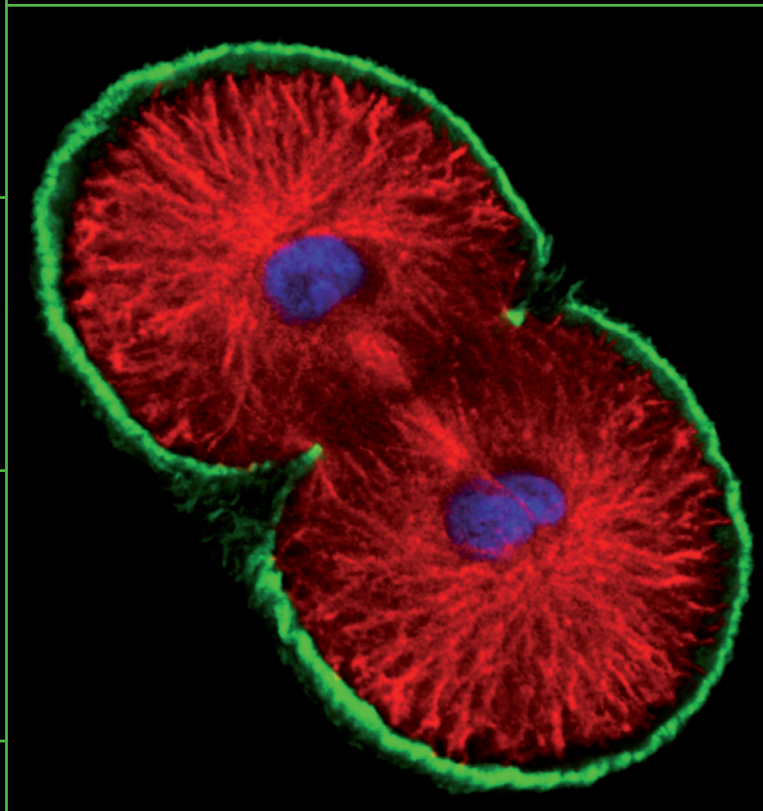
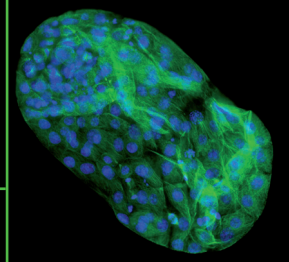
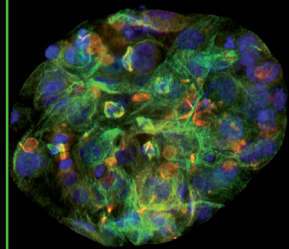
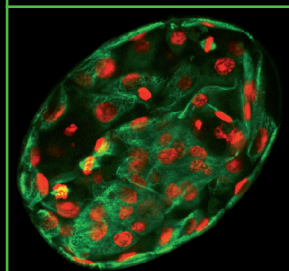
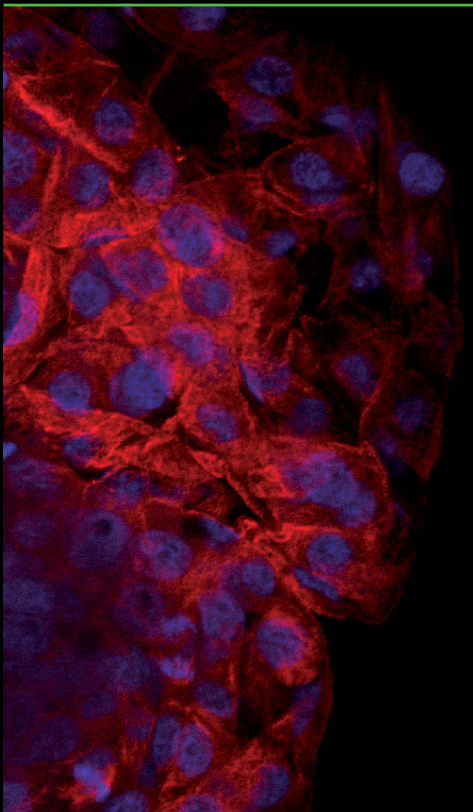
ZYGOTE

The Biology of Gametes and Early Embryos

ZYGOTE

Volume 20 Issue 1

February 2012 pp. 1 - 95



CAMBRIDGE

CAMBRIDGE
UNIVERSITY PRESS

Zygote

The Biology of Gametes and Early Embryos

Editor-in-Chief

Dr Brian Dale

Centre for Reproductive Biology, Clinica
Villa del Sole, Via Manzoni 15, Naples,
80123, Italy

North American Editor

Dr Jacques Cohen

Tyho-Galileo Research Laboratories,
3 Regent Street, Suite 301, Livingston,
NJ 07039, USA

Asian-Pacific Editor

Professor Norio Suzuki

Division of Biological Sciences,
Graduate School of Science,
Hokkaido University, Sapporo 060-0810,
Japan

Editorial Board

Professor John Aitken

University of Newcastle, Australia

Dr David Albertini

KU Cancer Center, Kansas City,
USA

Professor Colin Brownlee

The Marine Biological Association,
UK

Dr Andrew Cameron

Institute of Technology, USA

Dr Alberto Darszon

Universidad Nacional Autonoma
Mexico

Professor Louis DeFelic

Virginia Commonwealth University,
Richmond, USA

Professor David Epel

Stanford University, USA

Dr John Eppig

The Jackson Laboratory,
Bar Harbor, USA

Professor Rafael Fissore

Amherst, USA

Professor Anthony Galione

University of Oxford, UK

Professor Alan Handyside

St Thomas' Hospital, London, UK

Professor Motonori Hoshi

Keio University, Japan

Dr Yasuhiro Iwao

Yamaguchi, Japan

Dr William Jeffery

Pennsylvania State University, USA

Professor Martin Johnson

University of Cambridge, UK

Dr Ken Kitajima

Nagoya, Japan

Dr Gregory Kopf

KUMC Research Institute, USA

Professor Steven L'Hernault

Emory University, USA

Dr Howard Lipshitz

University of Toronto, Canada

Professor Yoshi Masui

University of Toronto, Canada

Dr David McClay

Duke University, Durham, USA

Professor Yves Menezo

UNILABS Paris, France

Dr Hitoshi Sawada

Nagoya University, Sugashima,
Japan

Dr Richard Schultz

University of Pennsylvania, USA

Professor B. Shur

University of Colorado, Denver, USA

Professor Andrew Singson

Waksman Institute, Piscataway, USA

Professor Takayuki Takahashi

Hokkaido University, Japan

Professor Andrzej K. Tarkowski

University of Warsaw, Poland

Professor Victor Vacquier

Scripps Institution of Oceanography,
La Jolla, USA

Professor Jonathan Van Blerkom

Colorado, USA

Dr Paul Wassarman

Roche Institute of Molecular Biology,
Nutley, UK

Professor Michael Whitaker

Institute for Cell and Molecular
Biosciences, Newcastle, UK

Professor Don Wolf

Oregon Health and Science
University, USA

Subscriptions

Zygote (ISSN 0967-1994) is published quarterly in February, May, August and November. The subscription price (excluding VAT) of Volume 20, 2012, which includes print and electronic access, is £385 net (US \$690 in USA, Canada and Mexico). The electronic-only price available to institutional subscribers is £330 net (US \$600 in USA, Canada and Mexico); single parts cost £95 net (US \$175 in USA, Canada and Mexico). Prices include delivery by air where appropriate. EU subscribers (outside the UK) who are not registered for VAT should add VAT at their country's rate. VAT registered subscribers should provide their VAT registration number. Four parts form a volume. Orders, which must be accompanied by payment, may be sent to any bookseller, subscription agent or to the publisher. Cambridge University Press, The Edinburgh Building, Shaftesbury Road, Cambridge, CB2 8RU, UK, or in the USA, Canada and Mexico to Cambridge University Press, Journals Fulfillment Department, 100 Brook Hill Drive, West Nyack, New York 10994-2133. Japanese prices for institutions are available from Kinokuniya Company Ltd, P.O. Box 55, Chitose, Tokyo 156, Japan. Application to mail at periodicals postage rates pending at New York, NY, and additional mailing offices. POSTMASTER: send address changes in USA, Canada and Mexico to *Zygote*, Cambridge University Press, 100 Brook Hill Drive, West Nyack, New York 10994-2133.

Advertising Apply to the publisher. Address enquiries to: Advertising Sales Executive (UK) or the Advertising Co-ordinator (North America).

Copying

This journal is registered with the Copyright Clearance Centre, 222 Rosewood Drive, Danvers, MA 01923, USA. Organisations in the USA who are also registered with the C.C.C. may therefore copy material (beyond the limits permitted by sections 107 and 108 of US copyright law) subject to payment to C.C.C. of the per-copy fee of \$16.00. This consent does not extend to multiple copying for promotional or commercial purposes. Code 0967-1994/2012 \$16.00. Organisations authorised by the Copyright Licensing Agency may also copy material subject to the usual conditions. *ISI Tear Sheet Service*, 3501 Market Street, Philadelphia, Pennsylvania 19104, USA is authorised to supply single copies of separate articles for private use only. For all other use, permission should be sought from the Cambridge or the American Branch of Cambridge University Press.

Internet Access This journal is included in the Cambridge Journals Online service which can be found at <http://journals.cambridge.org>. For further information on other Press titles access <http://www.cambridge.org>.

Zygote is covered by the major abstracting and indexing services including Current Contents/Life Sciences, Chemical Abstracts and Index Medicus.

Claims for missing issues should be made immediately on receipt of the subsequent issue.

Cover illustration: **Left:** Human vitrified blastocyst stained 24h post thaw (on day 6) (DNA is blue, microtubules are red)/Katerina Chatzimeletiou. **Centre top:** Human blastocyst subjected to cryoprotectants (DMSO/EG) but not submerged in liquid nitrogen stained 4h later (on day 5) (DNA is red, microtubules are green)/Katerina Chatzimeletiou. **Centre middle:** Human vitrified blastocyst stained 24h post thaw (on day 6) (DNA is blue, microtubules are green, and spindles, poles and mid-bodies are red)/Katerina Chatzimeletiou. **Centre bottom:** Human vitrified blastocyst stained 24h post thaw (on day 6) (DNA is blue, microtubules are green)/Katerina Chatzimeletiou. **Right:** Mitotic apparatus of a telophase sea urchin (*Strongylocentrotus pupuratus*) embryo (DNA is blue, tubulin is red, actin is green)/Amro Hamdoun.

© CAMBRIDGE UNIVERSITY PRESS 2012