



ARTICLE

# The Brussels effect in Ankara: the case of climate policy

Elif Korkmaz Tümer<sup>1</sup> and Josephine van Zeben<sup>2</sup>

<sup>1</sup>Department of Economics, Ege University, İzmir, Turkey and <sup>2</sup>Florence School of Transnational Governance, European University Institute, Florence, Italy

**Corresponding author:** Elif Korkmaz Tümer; Email: [elif.korkmaz@ege.edu.tr](mailto:elif.korkmaz@ege.edu.tr)

## Abstract

Turkey's Europeanization process provides a particularly interesting case study of the extra-jurisdictional impact of European Union (EU) law, both through policy convergence and through the so-called Brussels effect. Formally, Turkey must adopt certain EU rules due to its status as an EU candidate country, but its candidacy process has been lengthy and uncertain, resulting in partial and uneven adoption of EU rules. Nevertheless, EU-style policymaking has persisted in various policy areas, including environmental and climate policy. This paper aims to analyze the convergence of climate change policies between the EU and Turkey by employing multidimensional scaling, a method that enables the visualization and examination of the connectivity and intensity of cooperation between states. For the period from 2007 to 2023, our comparative analysis demonstrates that policy divergence occurs when the EU's share of Turkey's total trade decreases and when political challenges are experienced. On the other hand, periods of policy convergence coincide with periods of increased trade volume and expanded trade opportunities. The results suggest that through its market size and regulatory capacity, the EU exerts soft power which forces Turkey to align its climate policies with the EU to protect and maintain its competitiveness in the European marketplace.

**Keywords:** European Union–Turkey relations; Brussels effect; international policy convergence; international trade; climate policy

## Introduction

Turkey's European Union (EU) candidacy has been essential in harmonizing Turkish laws and regulations with EU standards through the Europeanization of national policies (Sedelmeier 2011). Turkey, an upper-middle-income country, has enjoyed a period of high economic growth with fast-growing energy, infrastructure, and transportation sectors. The rapid expansion of these sectors has brought about serious environmental problems, such as high levels of greenhouse gas (GHG) emissions and air pollution. These environmental issues have become increasingly severe since the 1990s (Savaşan 2020a). Technical challenges and disputes that have

© The Author(s), 2024. Published by Cambridge University Press on behalf of New Perspectives on Turkey. This is an Open Access article, distributed under the terms of the Creative Commons Attribution licence (<http://creativecommons.org/licenses/by/4.0/>), which permits unrestricted re-use, distribution and reproduction, provided the original article is properly cited.



delayed the ratification of the Paris Agreement, delayed participation in major environmental treaties coupled with a lack of institutional capacity have deepened Turkey's environmental problems.

Traditionally considered a policy laggard with respect to environmental protection, Turkey's accession negotiations with the EU led to an acceleration of environmental policy adoption. Turkey adopted a significant number of additional environmental laws and policies in order to meet EU requirements.<sup>1</sup>

However, in December 2006, the EU suspended accession negotiations because Turkey refused to extend the EU–Turkey Customs Union agreement to the new EU member states, including the Republic of Cyprus (Schimmelfennig 2021). The EU decided that eight chapters relevant to Turkey's restrictions with regard to Cyprus will not be opened, and no chapter will be provisionally closed until Turkey fulfills its commitments under the additional protocol to the EU–Turkey Association Agreement that extended its customs union to the new EU member states including Cyprus (Council of the European Union 2006). The ongoing Cyprus dispute, Turkey's backsliding on fundamental rights and separation of power, which are essential elements of the rule of law, as well as lack of political pluralism have brought accession negotiations to a standstill (Lippert 2021). Continued deterioration of democratic standards, along with the “sheer size” of its economy and population, create additional challenges for Turkey's full membership, considering the EU's integration capacity (Kollias 2021). Besides, internal issues within the EU, such as enlargement fatigue, have made Turkey's EU membership an increasingly distant and unlikely prospect.<sup>2</sup>

Nevertheless, EU-style policymaking has persisted in various policy areas, including environmental and climate policy, even as the EU's influence generally decreased (Savaşan 2019). Although EU–Turkey relations have become increasingly strained, it seems that the EU still plays a prominent role in shaping climate policies in Turkey. For example, Turkey ratified the United Nations Framework Convention on Climate Change (UNFCCC), which in many ways forms the basis of the EU's climate acquis, in 2004 – the same year in which the EU agreed to start accession negotiations with Turkey. In the same vein, Turkey's ratification of the Kyoto Protocol coincided with the opening of negotiations under the Environment and Climate Change Chapter in 2009.<sup>3</sup> İzci (2012) shows that the Aarhus and Espoo Conventions represent two additional international treaties that the EU conditionality has “forced” Turkey to participate in. Turkey has declared its intention to become a party to these conventions upon achieving full EU membership. All these developments imply that Turkey uses its climate policy as a bargaining chip in negotiations for EU membership. In this regard, it is essential to consider the political and economic dynamics with the EU when analyzing Turkey's climate policy.

---

<sup>1</sup> For further details on the adaptation of environmental legislation in Turkey as a result of the EU harmonization process, see Savaşan (2020a). Although the EU-style of policymaking is still partially implemented through learning and persuasion mechanisms, more efforts are needed to further develop environmental law, management, and protection in Turkey (Savaşan 2020b).

<sup>2</sup> For further discussion, see O'Brennan (2013) and Szolucha (2010). See also Commission of the European Communities (2015).

<sup>3</sup> For ratification status, see Ministry of Foreign Affairs (2022a).

This pervasive and long-lasting policy influence of the EU on non-EU countries – also called the “Brussels effect” – is increasingly well documented in the literature (Bendiek and Stuerzer 2023; Bradford 2020; Dabrowski et al. 2018). The Brussels effect is a form of unilateral regulatory power in which the EU is able to externalize its laws and regulations outside its borders through market mechanisms. This influence may lead to a process resulting in policy convergence where the similarity between policy characteristics increases over time (Holzinger and Knill 2005). Knill (2013) defines policy convergence as:

any increase in the similarity between one or more characteristics of a certain policy (e.g. policy objectives, policy instruments, policy settings) across a given set of political jurisdictions (supranational institutions, states, regions, local authorities) over a given period of time.

It can also be a conscious choice in order to facilitate entry to the EU’s internal market (Bradford 2020) or a way of benefiting from the EU’s considerable regulatory capacity in lieu of domestic policy prowess (Holzinger and Knill 2005).

It is worth noting that more than two decades have passed since the establishment of the customs union, which forms the backbone of economic relations between the EU and Turkey. Consequently, almost all industrial goods and processed agricultural products are exempt from customs tariffs. Since then, international trade and investment between Turkey and EU member states has increased significantly, reaching a point where approximately more than half of Turkey’s total exports are delivered to EU member states. However, considering the current trends in global trade, the scope of the existing customs union needs to be expanded and modernized to better reflect the interests of both parties (Yalcin and Felbermayr 2021). Aligning climate policy is particularly important for the modernization of the customs union, as it is integrated with the EU’s new Circular Economy Action Plan (CEAP) and the EU’s Carbon Border Adjustment Mechanism (CBAM) as part of the European Green Deal (Ülgen et al. 2021). Considering the potential impacts on different sectors, including agriculture, industry, and transportation, the Green Deal is much more than an environmental strategy; it represents a comprehensive approach to the design of a new international trade order (Aşıcı and Acar 2022). Turkey’s relationship with the EU is unique in this regard. While it is not a member state, it has a closer relationship with the EU than most other third countries due to the large trade volume between Turkey and the EU. Consequently, these developments become even more critical for Turkey, not only for maintaining its access to the EU market but also for improving its competitive advantage in the evolving international trading system. So, Turkey’s climate policy is one of the areas where the Brussels effect may occur.

This article contributes to the policy convergence theory by engaging in one of the first empirical evaluations of the Brussels effect in the area of climate policy. Despite the growing interest in policy convergence studies, especially in comparative public policy research, it remains unclear whether policies do indeed converge in practice and what are the driving forces of this phenomenon. Past research reveals mixed results due to theoretical deficits, operationalization issues, methodological limitations, and lack of empirical evidence. Accordingly, this paper offers a

conceptual framework and empirical strategy towards bridging the gap between policy convergence theory, the Brussels effect and its empirical understanding.

In this study, we use quantitative data to map the EU and Turkey's relative policy positions as a means of illustrating policy convergence. Through multidimensional scaling (MDS) this paper provides an empirical grounding to the theoretical assumptions of policy convergence theory and the Brussels effect. MDS is a multivariate technique that allows us to visualize and analyze the connectivity and intensity of cooperation between states and the dynamic behavior between countries; specifically, to analyze convergence–divergence dynamics between the EU and Turkey's climate policy over time. To allow for comparison, the analysis is repeated for different periods from 2007 to 2023. Each period in the analysis represents a period in which major developments in EU–Turkey relations took place. While this visualization cannot confirm the drivers of the convergence–divergence dynamics, which are already widely discussed in the literature, the data used in this article can help explain the relative convergence of Turkey's climate policy with the EU.

The remainder of this article proceeds as follows: the next section outlines the conceptual framework grounded in policy convergence theory; then is presented the climate performance data used for our analysis; the following section is the Methods, finishing with discussion of the empirical findings, and the Conclusion.

### Cross-national climate policy convergence

Since the 1990s, the study of cross-national policy convergence and its mechanisms has been a prominent focus for political scientists, in parallel with the developments in European integration. Past research has shown that various domestic and international factors may contribute to policy convergence including culture, institutions, and socio-economic structure as domestic factors; and harmonization, imposition, and diffusion as international factors (Busch and Jörgens 2005; Lenschow et al. 2005).

*Policy convergence* has been observed in a wide range of policy areas including fiscal policy, health policy, trade policy, and energy policy (Blank and Burau 2006; Blot and Serrano 2006; Jacobs 2016). Like many other policy areas, climate policies are subject to policy convergence. It is unlikely that countries will independently develop policies and laws to combat climate change. Instead, they are likely to develop similar policies through various motivations and mechanisms (Arbolino et al. 2018; Schoenefeld et al. 2022; Strunz et al. 2018).

Holzinger and Knill (2005) identify the drivers and stimulus of policy convergence as outlined in Table 1.<sup>4</sup> In brief, drivers refer to the mechanism or method of policy convergence, while the stimuli represent the rationale or reason behind the convergence.

EU membership is an example of the harmonization effect, where convergence happens via the harmonization of national policies through supranational law (Holzinger et al. 2008). Policy convergence can also be driven by the demand for

---

<sup>4</sup> The mechanisms of policy convergence have been the topic of intense scholarly debate, a process which is complicated by the fact that policy transfer and/or diffusion can also lead to policy convergence. These distinct, but related, concepts share certain similarities, which extend to some similar mechanisms. We will focus exclusively on mechanisms and causal forces of policy convergence, but the literature speaks to this overlap and interaction (Dolowitz and Marsh 2000; Shipan and Volden 2008).

**Table 1.** Drivers and stimuli of policy convergence

| Driver                         | Stimuli                                    |
|--------------------------------|--|
| Imposition                     | Political demand or pressure               |
| International harmonization    | Legal obligation through international law |
| Regulatory competition         | Competitive pressure                       |
| Transnational communication    |  |
| Lesson-drawing                 | Problem pressure                           |
| Transnational problem-solving  | Parallel problem pressure                  |
| Emulation                      | Desire for conformity                      |
| International policy promotion | Legitimacy pressure                        |
| Independent problem-solving    | Parallel problem pressure                  |

Source: Holzinger and Knill (2005).

similarity as in the case of transnational communication. When an environmental pioneer initiates environmental policy innovations, these may develop into best practices that others also adopt. Alternatively, countries may seek social acceptance by conforming to the behavior of other states (Meyer et al. 1997).

While we place our research in the policy convergence theory literature, another relevant literature relates to the so-called Brussels effect, coming from legal scholarship. The Brussels effect describes a transfer process of a law or policy innovation from one state to another (Bradford 2020). A fundamental difference between the two theories is that the Brussels effect does not explicitly rely on coercion by the rule-setting country (but rather on “involuntary incentives” stemming from market forces), whereas policy convergence theory does explicitly include the possibility of coercion through policy imposition by external actors (see also Table 1). In line with this distinction, the Brussels effect refers to a different and more limited set of drivers as compared to policy convergence theory: market power, strong political and economic institutions, and regulatory capacity. One of the main reasons behind the EU’s ability to externalize its regulatory measures to third countries is having a large and competitive internal market, which also serves as a strong indicator of economic power. In addition to that, the EU has also one of the world’s largest consumer markets. The EU, possessing this power, can demand that third countries accept certain standards in return for access to the EU internal market or to be able to continue to use export opportunities to its market.

Given our focus on the Turkey–EU relationship, it is also worth noting a specific sub-set of these literatures that focus on this dynamic and have applied policy convergence theory. Burgin (2019) highlights the importance of the EU-induced learning mechanism to analyze the impact of the EU on Turkish politics and policies. The study suggests that policy-learning processes through the interaction of Turkish actors (bureaucratic actors, non-governmental organizations, and policy networks at local and national levels) with the EU may present an alternative path of Europeanization in Turkey, especially when considering the stalled accession talks.

In an earlier study, Burgin shows the importance of the Instrument for Pre-Accession Assistance for the promotion of administrative capacity and policy-learning processes within Turkey's bureaucracy (Burgin 2016). Demirbilek and Benson (2019) examine the EU Water Framework Directive policy transfer outcomes and assess the level of convergence between the EU and Turkey. The results reveal that the implementation of key institutions continues, mainly through emulation, despite the viability of Turkey's EU accession process having dramatically decreased.

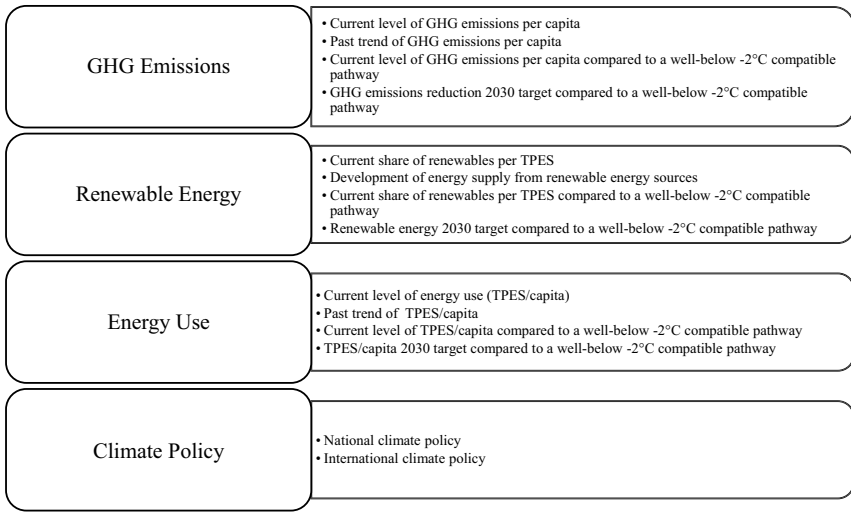
Despite the extensive body of literature on policy convergence and diffusion, studies examining Turkey's Europeanization process often overlook the EU's ability to externalize its laws and regulations outside its borders. Thus far, there have not been any applications of the Brussels effect on Turkey; however, given that the EU is Turkey's biggest trading partner and by far its most important export market, it is reasonable to assume that this mechanism also holds explanatory power for policy convergences between the two actors. For Turkey, joining a customs union with the EU has resulted in the adoption of a variety of Turkish regulations to achieve approximation with the EU *acquis*.<sup>5</sup> While the latter is not an example of the Brussels effect *per se* – the adoption of legislation to join a customs union cannot be seen as an entirely voluntary act – the continued approximation of Turkish laws with the EU, even during periods of political distancing, could be seen to fall within that category.

### Climate policy performance data

Convergence is defined as the increasing similarity of policies in terms of their structures, processes, and performances implemented by different political entities. So, we need access to climate policy performance indicators that can be compared across countries and throughout different time periods to analyze the convergence process of the EU and Turkey's climate policies. Identifying such indicators is challenging as there is no standard definition or practice around these indicators. Some studies measure policy performance through outcome variables such as emission levels or emission trends. Others prefer composite indices such as the Climate Change Cooperation Index (Bernauer and Böhmelt 2013), the Environmental Performance Index (Wendling et al. 2020), or the Environmental Policy Stringency Index (Botta and Koźluk 2014). The data in this article come from the Climate Change Performance Index (CCPI), which is published by Germanwatch (2024). The CCPI measures countries' climate change mitigation efforts through fourteen indicators divided over four main pillars as presented in Figure 1.

In order to obtain the CCPI of specific countries, the weighted average of normalized indices for each of the pillars is calculated and measured on a scale ranging from 0 to 100. The aspirational goal is designated as 100; scores closer to 100 represent better climate change performance, whereas scores closer to 0 represent lower climate change performance (Burck et al. 2021). The CCPI's data cover the EU-28 (twenty-eight EU countries) members, Turkey, and the EU itself from 2007 until 2023. CCPI data are available for each EU member state since the index was first published. However, the EU's data are available only for the years between 2018 and 2023. For

<sup>5</sup> For details, see Ministry of Foreign Affairs (2022b).



**Figure 1.** Components of the Climate Change Performance Index (CCPI). GHG, greenhouse gas; TPES, total primary energy supply.  
**Source:** Burck et al. (2021)

this reason, the EU-28 average<sup>6</sup> and the EU-15 (fifteen EU countries January 1, 1995–April 30, 2004) average are used to assess the EU’s climate policy performance for the entire period.

Our choice for the CCPI is motivated by several factors; most importantly, the CCPI bases countries’ international and national climate policy performances on legislation, as well as on the assessment of national emissions targets, sectoral targets, and their implementation. We believe that the latter factors are particularly important, as exclusive reference to legislation (“law in the books”) – without considering performance (“law in action”) – can easily lead to under- or overestimation of country performance.

Furthermore, the methodology employed by the CCPI differs significantly from others. The first three pillars of the CCPI – GHG Emissions, Renewable Energy, and Energy Use – are based on quantitative data. In contrast, the fourth pillar, Climate Policy, covers the most recent developments in national climate policy frameworks and is annually evaluated through an extensive survey conducted by climate and energy policy experts from each country. This survey delves into various topics, including the strengths and weaknesses of climate policy frameworks, sectoral targets and their implementation levels, performance in international and informal negotiations, and climate policy actions. These aspects cannot be solely captured through quantitative data. The reliance on national expert assessments for the Climate Policy pillar is a distinctive characteristic of the CCPI. Compared to other

<sup>6</sup> Due to the United Kingdom’s withdrawal from the EU following Brexit, it has been absent from empirical analyses in the last two years. Analyses have been conducted both with and without the inclusion of the United Kingdom, and the results have been compared. However, no significant difference has been observed in the outcomes.

outcome variables like GHG emissions or renewable energy use, the CCPI's indicators can better represent both climate policy outputs and outcomes. Even so, as Ylä-Anttila et al. (2018) argue, today's emission levels are a result of long-term processes and may depend on many factors other than climate policies that cannot alone represent the policy profile of a country. Ideally, outcome variables are replaced with more comprehensive indicators that cover more than one dimension to measure climate policy performance more accurately. Therefore, CCPI is a good candidate as a proxy variable for measuring climate policy performance by combining outcome variables (emission levels and emission trends) with policy outputs.

One potential drawback of the CCPI is its revised methodology. One needs to be very careful when employing long-term analysis since the methodological revision has changed the list of indicators as well as their weighting scheme, making it hard to compare country statistics over time. However, the MDS technique used in this paper allows us to include differently scaled variables while calculating and graphically visualizing the distances between objects.

## Methods

This section explains the choice for MDS as the method of analysis for the suspected convergence–divergence dynamics between the EU and Turkey's climate policy. MDS, in different forms, has been used in a wide variety of fields including psychology, political science, and marketing. An earlier version of MDS, also known as classical scaling, was proposed by Torgerson (1952). There are two types of MDS, metric and non-metric. This paper uses metric (classical) MDS that applies Euclidean distance to computing similarities.

MDS is a class of data analysis techniques for graphically visualizing the distances between objects. Technically, it approximates the real distances between units by distances in low-dimensional Euclidean space (Michailidis 2008). Preferably the setting is a two-dimensional space as it is easy to detect points in the Cartesian plane and trace their movements. In our case, objects are countries where MDS provides these countries' relative positions. By comparing country positions over time, we will be able to map the process of convergence between units. In addition, results will reveal any structural patterns of the data, country clusters, groups, and outliers.

MDS is based on a form of distance matrix that represents the dissimilarities between pairs of objects. The idea behind MDS is the visualization of the dissimilarity matrix in a small number of dimensions that represent the actual distance between objects (Bartholomew et al. 2008). The dissimilarity matrix can be created in many ways, according to the context. Various dissimilarity measures are available in the literature that describe pairwise distinction. The dissimilarity matrix can be computed by using actual data like geographical distances or subjective judgments like individual ratings and rankings. This study uses a dissimilarity matrix that represents the difference between climate policy performances of countries.

The CCPI is time-series data obtained from 2007 to 2023. It is important to decide from which year's data the dissimilarity matrix will be created. There are a few options such as aggregating data over a given period, averaging data over five years, or comparing maps for selected years. However, those methods also come with some potential drawbacks. Aggregating data over a given time might yield a loss of



information because it ignores year-to-year country variations and fluctuations. On the other hand, country performances fluctuate year by year. Therefore, the selection of a specific year might create biased results. For this reason, we first divided the analysis period into four main periods by taking the evolution of the EU–Turkey relations, as well as the data availability, into account. These four periods are: early accession (2007–2009); stagnation (2010–2014); suspension (2015–2020); and recent developments (2021–2023).<sup>7</sup> Following Rapoport (1990), each period is then created as a multidimensional policy space where countries have to choose their level of ambition through their national contributions, each year. Let the  $n$ -dimensional policy space be denoted by  $P^n$ . A point  $x_i \in P^n$  represents the policy profile of the country  $i$  and the distance  $d(x_i, x_j)$  between any two points represents the policy performance dissimilarity between the two parties. In an  $n$ -dimensional policy space, the policy distance between country  $i$  and country  $j$  can be calculated by using the Euclidean distance formula as follows:

$$d_{ij} = \{(x_{i1} - x_{j1})^2 + (x_{i2} - x_{j2})^2 + \dots + (x_{in} - x_{jn})^2\}^{1/2}$$

If  $d_{ij}$  is the distances between the points in the configuration and  $\delta_{ij}$  is the observed distances between the objects, the following *stress* function is the goodness-of-fit measure that represents how good the configuration approximates the real distances (Kruskal 1964):

$$\text{stress} = S = \sqrt{\frac{\sum_{i < j} (d_{ij} - \delta_{ij})^2}{\sum_{i < j} d_{ij}^2}}$$

MDS estimates the policy positions of the EU and Turkey using Euclidean distances for each period. This will enable us to locate the EU and Turkey in the policy space, analyze their movement in time, and provide a map of their respective convergence–divergence.

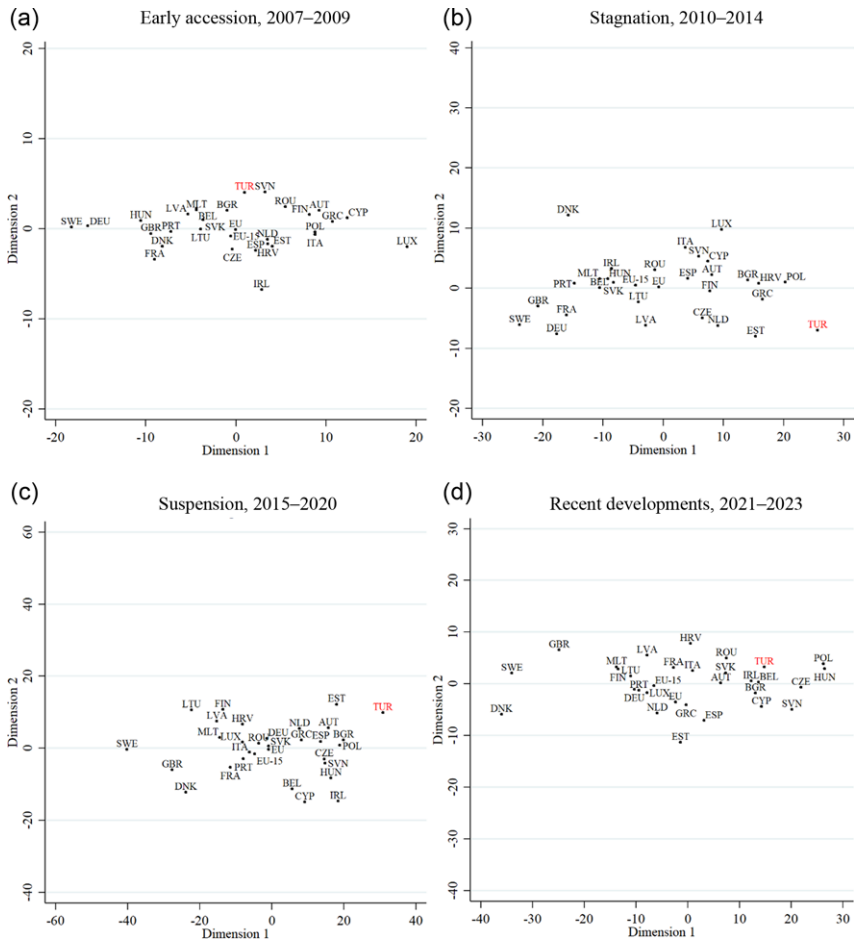
### Empirical results of the MDS analysis

This section presents and discusses the empirical results obtained from the MDS. Figure 2(a) shows relative country positions for the period between 2007 and 2009.<sup>8</sup> Several country clusters emerged from the MDS map; Sweden and Germany are among the best-performing countries, both performing well above the EU average<sup>9</sup> in climate change policy performance. The second cluster in the middle-left side of the

<sup>7</sup> Torun (2021) referred to the process between opening of accession negotiations until 2010 as the “golden age” because of the converging paths in the foreign policies of Turkey and the EU. The period starting from 2010–2011 until 2020, on the other hand, is mentioned as the diverging path. These periods are in line with the milestones outlined in this paper.

<sup>8</sup> The MDS method allows us to treat data from each year as a separate dimension. Given that more than two dimensions emerge in each period, MDS helps visualize this complex, multidimensional data in a two-dimensional space. Consequently, the axes in the figure (dimension 1 and dimension 2) have no substantive meaning after MDS. Instead, these dimensions represent the relative positions of countries in the policy space. For further information, see Cao (2012).

<sup>9</sup> We use the EU average to represent the EU-28 average in the rest of the paper. In addition, we will discuss the results for the EU-28 average only, as the climate change policy performances and policy positions of both groups (EU-28 and EU-15) are quite similar.



**Figure 2.** Multidimensional scaling for the comparison of climate policy performances. AUT, Austria; BEL, Belgium; BGR, Bulgaria; CYP, Cyprus; CZE, Czechia; DEU, Germany; DNK, Denmark; ESP, Spain; EST, Estonia; EU, European Union; EU-15, fifteen EU countries; FIN, Finland; FRA, France; GBR, United Kingdom; GRC, Greece; HRV, Croatia; HUN, Hungary; IRL, Ireland; ITA, Italy; LTU, Lithuania; LUX, Luxembourg; LVA, Latvia; MLT, Malta; NLD, the Netherlands; POL, Poland; PRT, Portugal; ROU, Romania; SVK, Slovakia; SVN, Slovenia; SWE, Sweden; TUR, Turkey.

figure comprises Hungary, the United Kingdom, Portugal, Denmark, and France. Generally, country groupings are in line with the environmental leaders and laggards as identified in environmental policy-making literature (Knill et al. 2012). However, there are also outliers; Luxembourg, for example, is associated with the country’s lower performance in all domains.

Turkey’s performance is similar to those of the Central and Eastern European (CEE) countries, closest to Slovenia and Bulgaria. In Turkey, there had been a broad-reaching effort to manage the environment since environmental issues had become increasingly severe due to the fast-growing energy, infrastructure, transportation,

and tourism sector during this period (Savaşan 2020a). However, besides national factors, international factors may have played a more prominent role in shaping Turkey's position. In fact, Turkey ratified the UNFCCC in 2004, which coincided well with its intention to send a positive signal to the EU, which is one of the most important actors and global standard-setter in international climate change politics (Şahin 2014). Moreover, during this early accession period, Turkey adopted a significant number of environmental laws and policies to meet the EU requirements. Turkey ratified and officially became a party to the Kyoto Protocol in 2009 when the EU acquis on Environment and Climate Change opened for negotiations.

Figure 2(a) reflects the EU's influence in shaping Turkey's climate policy where position similarity indicates convergence in climate policies (Cao 2012). Interactions during accession negotiations may facilitate a convergence process driven by learning and emulation. Policy learning refers to governments deriving lessons from their own policies or the past policy experiences of other governments.

In this scenario, as the success rate regarding the policy's outcomes increases, the probability of this policy being adopted by other governments also rises. On the other hand, for imitation, policies are transferred through peer effect regardless of the costs and benefits associated with that policy innovation (Berry and Baybeck 2005; Shipan and Volden 2008). During accession negotiations, political and bureaucratic actors interact more and gain a deeper understanding of policy instruments and their implications. Increased communication between parties fosters the implementation of more successful/similar policies.

Tocci (2014) characterizes EU–Turkey relations as cooperative and convergent with cyclical ups and downs over the decades. The European debt crisis, following the 2008 global financial crisis, has raised concerns regarding future EU enlargement (Hauge et al. 2016). For Turkey, this confirmed that full membership will not happen anytime soon. During this period, Turkey became one of the worst European representatives of climate policy. CCPI reports state that Turkey, Poland, Croatia, and Greece hold some of the lowest positions in the overall rankings (Burck et al. 2010, 2011). It is worth noting that, although having ratified the Kyoto Protocol, Turkey did not make any emission reduction commitments during the first period of Kyoto as it was not a party to the Convention during the negotiations, and it was not listed under Annex-B countries because of its special circumstances. Unfortunately, those actions may have a negative impact on its international reputation on climate change, through the “too little too late” syndrome (Adaman and Arsel 2016). All these developments pushed Turkey further away from the EU norms and policies. This situation is reflected in Figure 2(b). Turkey is one of the bottom five countries in climate policy performance and stands close to some other countries with lower scores including Spain, Croatia, Poland, and Greece.

The European Parliament voted in favor of freezing accession talks with Turkey because of “disproportionate repressive measures” taken by the Turkish government following the failed coup attempt in 2016 connected to the violation of human rights and fundamental freedoms (European Parliament 2016). In 2018, the EU froze Turkey's accession negotiations in response to democratic backsliding and moving further away from the EU path. The Council notes that “Turkey's accession negotiations have therefore effectively come to a standstill and no further chapters can be considered for opening or closing and no further work towards the modernisation of the

EU–Turkey Customs Union is foreseen” (Council of the European Union 2018). Throughout this period, Ankara aimed to expand its market reach, and, to some extent, has achieved success in diversifying its trading partners. While the European market remains by far the most important destination for Turkish exports, the EU’s share of Turkey’s total trade has gradually decreased over time. The Brussels effect thesis suggests that “the better the exporter’s ability to divert trade to third-country markets or increase demand in its home market, the less likely the Brussels Effect will occur” (Bradford 2020, 27). Consequently, it is not anticipated that there will be policy alignment between the EU and Turkey in this period.

Figure 2(c) depicts relative country positions for the years between 2015 and 2020. The MDS map further proves that any environmental and climate policy development is, for sure, conditioned by the political and economic situation. Deepening tensions between the EU and Turkey coupled with Turkey’s internal challenges increase the policy distance between these two. Besides migration, security, and political challenges during this period, Turkey also has experienced a worsening in climate change performance. Low-performing countries are clustered on the right side of the map. Turkey is relatively close to low-performing countries which are generally CEE countries that are regarded as environmental policy laggards. Despite its relatively low level of emissions, Turkey’s emissions have increased rapidly over time. Contrary to expectations, Turkey also increased its coal-fired power capacity during this period despite developments in the renewable energy sector. National climate experts asserted that the lack of a national planning policy that aims primarily to combat climate change is the main reason behind Turkey’s low performance. When it comes to the international climate policy dimension, Turkey’s rating reflects weak policy performance because the country had not yet ratified the Paris Agreement, has still not submitted its nationally determined contributions (NDCs) and had no 2050 low emission strategy during this period (Burck et al. 2014, 2016, 2019).

Just before the beginning of COP26, Turkey decided to ratify the Paris Agreement five years after the agreement was signed and announced a 2053 net zero emission target. Although Turkey signed the Paris Agreement as a developing country receiving financial support to meet the Paris goals without harsh emission reduction targets, it was viewed as a positive step forward in the fight against climate change. However, Turkey’s updated NDCs are not aligned with the objectives of the Paris Agreement’s objectives. Specifically, Turkey has not set an absolute cap on emissions, and the business-as-usual scenario used for its GHG emission reduction target is far below Turkey’s actual capability (Climate Action Tracker 2024).

Another underlying reason for ratifying the Paris Agreement can be attributed to the European Green Deal, of which the CBAM and CEAP, crucial components, hold potential implications for the Turkish economy. CBAM aims to prevent the creation of pollution havens resulting from the shifting of EU production to countries with less stringent policies, while also preserving the competitive positions of EU producers. CEAP, on the other hand, aims to promote sustainable production and consumption patterns within the EU, which will substantially alter production and consumption models and consequently reshape trade relations (Emil and Bayülker 2021). The Brussels effect implies that foreign producers will be motivated to comply with the strict standards of the importing jurisdiction only when the economic gains from market access surpass the associated adjustment costs. Given that the EU is one of

Turkey's largest trading partners, this decision has the capacity to have a direct impact on the Turkish economy. All in all, because the EU's climate and environmental policy becomes more integrated into its trade policy, the Brussels effect is more likely to occur in Turkey's climate policy.

As illustrated in Figure 2(d), the results provided good support for the policy convergence as the member states have become more clustered over time. Although the MDS analysis provides several country clusters, it can be seen that country performances have become more similar over time. As in the case of macroeconomic performances, CEE countries try to catch up with their Western neighbors because the EU accession has required adopting necessary regulations to reach the EU environmental standards. Moreover, the EU has assisted in administrative and environmental capacity building as well as investment support to assist accession countries with their obligations concerning EU *acquis*. Although the adoption of EU standards is complex and costly, most CEE countries have experienced quick developments in environmental conditions through implementing a new set of strict regulations (Andonova 2003). As a result of a convergence process, the climate policy gap between leaders and laggards is closing.

This argument holds partial validity for Turkey as well. It is evident that Turkey made significant progress in aligning itself with the EU's *acquis* during the early accession years, resulting in relatively close policy positions on the map. However, political obstacles and strained relations between Turkey and the EU constituted the primary reasons for policy divergence observed in the second and third phases of the analysis. Nevertheless, recent developments, particularly the publication of the Green Deal Action Plan in 2022 following the ratification of the Paris Agreement, suggest a potential shift in this trajectory. This plan emerges as a crucial step taken by Turkey to advance its economic goals and foster more favorable relations with the EU. The Green Deal seems like Turkey's last opportunity to harmonize its policies with a climate-neutral and sustainable economy without jeopardizing its trade relations with the EU. Failure to adopt environmentally sustainable policies is likely to result in adverse consequences for Turkey's trade with the EU in the coming years, more than ever before, imposing a substantial economic cost. On the other hand, the benefits derived from aligning with EU policies will significantly outweigh the economic burdens expected from the future impact of the green transformation. With rampant inflation and a collapsing currency, Turkey's immediate focus is on strengthening macroeconomic and financial stability.<sup>10</sup> However, transitioning to a green economy can offer a viable pathway out of the current economic difficulties and contribute to sustainable long-term development.

Further political and economic steps are required for Turkey's green transition in line with the Green Deal. Aşıcı and Acar (2022) compare the Green Deal Action Plan of Turkey with the European Green Deal policy areas and suggest that "(1) *clean energy transformation and carbon pricing*; (2) *sustainable industry and circular economy*; (3) *sustainable agriculture*; (4) *sustainable mobility*; (5) *access to green finance and capacity*

---

<sup>10</sup> See Adaman and Erus (2022) for further discussion on the rising inflation rates in Turkey and the resulting pressure on various segments of Turkish society.

*building*” are the five priority policy fields for environmental cooperation between the EU and Turkey.

## Conclusion

This article attempts to analyze the climate change policy convergence–divergence phenomena between the EU and Turkey. In doing so, the article uses novel methodology and data to map these convergences (and divergences) over time. Our findings are based on the climate policy performances of the EU, its member states, and Turkey during the period from 2007 to 2023, using data from the CCPI. MDS analysis was used to visualize and map climate policy distances between the (groups of) countries. By comparing relative country positions over different time periods, MDS maps help us to detect country movements and drive the process of convergence between states.

In general, the MDS results support the idea that the climate policy performances of member states have converged over the last two decades and become increasingly similar. This result can be explained by the catch-up process of the CEE countries, at least in the area of climate policy. The results also reveal several country clusters. Germany, Sweden, and Denmark cluster together, representing the climate policy leaders. CEE countries create separate clusters, and Turkey consistently stays closest to this group from all others in the policy matrix. Despite differences in economic and political structures, as latecomers to the EU, they have developed similar forms of environmental policy development stages to achieve legislative alignment with the EU *acquis*.

In general, the results of the MDS analysis reveal that climate policy convergence between the EU and Turkey is influenced by political and economic relations. Beyond legally binding rules, the convergence process between Turkey and the EU is affected by policy learning and emulation, which require strong interaction between the parties. MDS results prove that a higher degree of climate policy convergence occurred during the early accession years; however, the climate policy performance of Turkey moved (far) away from the EU average during the stagnation period. In addition, results reveal that policy divergence occurred when the EU’s share of Turkey’s total trade decreased and when both economic and political challenges were experienced. In contrast, EU and Turkey relations began to ease since the late 2010s. The Positive Agenda proposed by the European Council in 2021 and Turkey’s Green Deal Action Plan, along with the ratification of the Paris Agreement, have encouraged dialogue and reconciled the two parties after the period of divergence. According to all accounts, the convergence–divergence dynamics between the EU and Turkey’s climate policy confirm the assumptions of the “Brussels effect” thesis.

Climate change now plays a prominent role in world politics, and the EU has long aspired to exert leadership in this field. Turkey can reinforce this position by cooperating with its largest trading partner and can create an impulse for the others to follow. Green partnership with the EU also creates important opportunities for Turkey during her transformation to a low-carbon economy, develop its renewables sector, and increase its trade volume with the EU (Aydıntaşbaş and Dennison 2021). Transforming its economy and energy sector in line with the Green Deal seems to be the only realistic solution for Turkey to protect and maintain its competitiveness in

the European marketplace. Through the Green Deal, Turkey and the EU may build a green partnership to sustain good relations and deepen mutually beneficial cooperation.

While our study shows the role of the Brussels effect on Turkey's climate policy, more strong quantitative evidence is needed to investigate causal relationships. Future research could provide more precise empirical evidence based on a larger data set, by taking economic/political characteristics of countries into account and by using different metrics to map policy performances, which could result in minor changes to our model.

**Acknowledgements.** This work was supported by the Jean Monnet Scholarship Programme under grant no. TR2018/DG/01/A1-01/-0070.

**Conflicts of interest.** The authors report there are no competing interests to declare.

## References

- Adaman F and Arsel M** (2016) Climate policy in Turkey: a paradoxical situation? *L'Europe en Formation* **380**, 26–38.
- Adaman F and Erus B** (2022) Turkey: rampant inflation putting pressure on people in poverty, ESPN Flash Report 2022/17. Available at <https://ec.europa.eu/social/BlobServlet?docId=25642&langId=en> (accessed 11 September 2024).
- Andonova LB** (2003) *Transnational Politics of the Environment: The European Union and Environmental Policy in Central and Eastern Europe*. Cambridge, MA: MIT Press.
- Arbolino R, Carlucci F, De Simone L, Ioppolo G, and Yigitcanlar T** (2018) The policy diffusion of environmental performance in the European countries. *Ecological Indicators* **89**, 130–138.
- Aşıcı AA and Acar S** (2022) Channels of cooperation between the EU and Turkey on green transformation. *Ankara Avrupa Çalışmaları Dergisi* **21**(1), 43–67.
- Aydıntaşbaş A and Dennison S** (2021) *New energies: how the European Green Deal can bring Turkey and the EU together*. European Council of Foreign Relations Policy Brief. Available at <https://ecfr.eu/publication/new-energies-how-the-european-green-deal-can-save-the-eus-relationship-with-turkey/> (accessed 11 September 2024).
- Bartholomew DJ, Steele F, Moustaki I, and Galbraith J** (2008) *Analysis of Multivariate Social Science Data*. Boca Raton, FL: CRC Press.
- Bendiek A and Stuerzer I** (2023) The Brussels effect, European regulatory power and political capital: evidence for mutually reinforcing internal and external dimensions of the Brussels effect from the European Digital Policy debate. *DISO* **2**, 5.
- Bernauer T and Böhmelt T** (2013) National climate policies in international comparison: the Climate Change Cooperation Index. *Environmental Science & Policy* **25**, 196–206.
- Berry WD and Baybeck B** (2005) Using geographic information systems to study interstate competition. *American Political Science Review* **99**(4), 505–519.
- Blank R and Burau V** (2006) Setting health priorities across nations: more convergence than divergence? *Journal of Public Health Policy* **27**(3), 265–281.
- Blot C and Serranito F** (2006) Convergence of fiscal policies in EMU: a unit-root tests analysis with structural break. *Applied Economics Letters* **13**(4), 211–216.
- Botta E and Koçluk T** (2014) Measuring environmental policy stringency in OECD countries: a composite index approach. *OECD Economics Department Working Papers*, no. 1177. Paris: OECD Publishing. Available at <https://doi.org/10.1787/5jxrjnc45gvg-en> (accessed 11 September 2024).
- Bradford A** (2020) *The Brussels Effect: How the European Union Rules the World*. New York: Oxford University Press.
- Burck J, Bals C, and Bohnenberger K** (2011) *The Climate Change Performance Index: Results 2012*. Berlin: Germanwatch and Climate Action Network Europe.

- Burck J, Bals C, and Parker L** (2010) *The Climate Change Performance Index: Results 2011*. Berlin: Germanwatch and Climate Action Network Europe.
- Burck J, Hagen F, Hohne N, Nascimento L, and Bals C** (2019) *The Climate Change Performance Index: Results 2020*. Bonn: Germanwatch, NewClimate Institute, and Climate Action Network International.
- Burck J, Marten F, and Bals C** (2014) *The Climate Change Performance Index: Results 2015*. Berlin: Germanwatch and Climate Action Network Europe.
- Burck J, Marten F, and Bals C** (2016) *The Climate Change Performance Index: Results 2017*. Berlin: Germanwatch and Climate Action Network Europe.
- Burck J, Uhlich T, Bals C, Höhne N, Nascimento L, Wong J, Tamblyn A, and Reuther J** (2021) *Climate Change Performance Index 2022: Background and Methodology*. Bonn: Climate Action Network International, Germanwatch, and NewClimate Institute.
- Burgin A** (2016) Why the EU still matters in Turkish domestic politics: insights from recent reforms in migration policy. *South European Society and Politics* 21(1), 105–118.
- Burgin A** (2019) Policy learning: an understudied mechanism of EU influence on Turkish domestic politics. *Turkish Studies* 20(4), 493–511.
- Busch PO and Jörgens H** (2005) The international sources of policy convergence: explaining the spread of environmental policy innovations. *Journal of European Public Policy* 12(5), 860–884.
- Cao X** (2012) Global networks and domestic policy convergence: a network explanation of policy changes. *World Politics* 64(3), 375–425.
- Climate Action Tracker** (2024) Türkiye. Available at <https://climateactiontracker.org/countries/turkey/> (accessed 17 July 2024).
- Commission of the European Communities** (2015) Commission Staff Working Document: Turkey 2015 Report. Accompanying the document Communication from the Commission to The European Parliament, The Council, The European Economic and Social Committee and The Committee of the Regions: EU Enlargement Strategy, SWD(2015) 216 final. Available at <https://eur-lex.europa.eu/legal-content/EN/TXT/PDF/?uri=CELEX:52015SC0216> (accessed 17 July 2024).
- Council of the European Union** (2006) Press release: 2770th Council meeting, general affairs and external relations. 16289/06 (Presse 352). Brussels, 11 December 2006. Available at [https://ec.europa.eu/commission/presscorner/detail/en/PRES\\_06\\_352](https://ec.europa.eu/commission/presscorner/detail/en/PRES_06_352) (accessed 21 March 2024).
- Council of the European Union** (2018) Enlargement and Stabilisation and Association Process – Council conclusions. (OR. en), 10555/18, ELARG 41, COWEB 102, Brussels, 26 June 2018. Available at <https://www.consilium.europa.eu/media/35863/st10555-en18.pdf> (accessed 28 March 2022).
- Dabrowski M, Musialkowska I, and Polverari L** (2018) EU–China and EU–Brazil policy transfer in regional policy. *Regional Studies* 52(9), 1169–1180.
- Demirbilek B and Benson D** (2019) Between emulation and assemblage: analysing WFD policy transfer outcomes in Turkey. *Water* 11(2), 324.
- Dolowitz DP and Marsh D** (2000) Learning from abroad: the role of policy transfer in contemporary policy-making. *Governance* 13(1), 5–23.
- Emil D and Bayülker A** (2021) Avrupa Yeşil Mutabakatı Döngüsel Ekonomi Eylem Planı Türk İş Dünyasına Neler Getirecek? İstanbul: TÜSİAD. Available at <https://tusiad.org/tr/yayinlar/raporlar/item/10790-avrupa-yesil-mutabakati-dongusel-ekonomi-eylem-planı-türk-is-dunyasına-neler-getirecek> (accessed 11 September 2024).
- European Parliament** (2016) European Parliament resolution of 24 November 2016 on EU–Turkey relations. Available at [http://www.europarl.europa.eu/doceo/document/TA-8-2016-0450\\_EN.html](http://www.europarl.europa.eu/doceo/document/TA-8-2016-0450_EN.html) (accessed 28 March 2022).
- Germanwatch** (2024) Climate Change Performance Index. CCPI 2024: ranking and results. Available at <https://www.climate-change-performance-index.org/> (accessed 11 September 2024).
- Hauge H-L, Eralp A, Wessels W, and Bedir NS** (2016) Mapping milestones and periods of past EU–Turkey relations. *Future of Turkey–EU Working Paper*. Available at [https://feature.uni-koeln.de/sites/feature/pdf/Deliverable\\_Narratives\\_1.2\\_final\\_neu.pdf](https://feature.uni-koeln.de/sites/feature/pdf/Deliverable_Narratives_1.2_final_neu.pdf) (accessed 11 September 2024).
- Holzinger K and Knill C** (2005) Causes and conditions of cross-national policy convergence. *Journal of European Public Policy* 12(5), 775–796.
- Holzinger K, Knill C, and Arts B** (2008) *Environmental Policy Convergence in Europe: The Impact of International Institutions and Trade*. Cambridge: Cambridge University Press.



- Holzinger K, Knill C, and Sommerer T** (2008) Environmental policy convergence: the impact of international harmonization, transnational communication, and regulatory competition. *International Organization* 62(4), 553–587.
- İzci R** (2012) Europeanisation of Turkish environmental policy with special reference to sustainability discourse. In Özer Y and Nas Ç (eds), *Turkey and the European Union: Processes of Europeanisation*. London: Routledge, 181–203.
- Jacobs D** (2016) *Renewable Energy Policy Convergence in the EU: The Evolution of Feed-In Tariffs in Germany, Spain and France*. Abingdon: Routledge.
- Knill C** (ed.) (2013) *Cross-National Policy Convergence: Concepts, Causes and Empirical Findings*. Abingdon: Routledge.
- Knill C, Heichel S, and Arndt D** (2012) Really a front-runner, really a straggler? Of environmental leaders and laggards in the European Union and beyond – a quantitative policy perspective. *Energy Policy* 48, 36–45.
- Kollias C** (2021) Turkey's road to EU accession: a bridge too far? *Journal of Contemporary European Studies* 31(2), 425–445.
- Kruskal JB** (1964) Multidimensional scaling by optimizing goodness of fit to a nonmetric hypothesis. *Psychometrika* 29, 1–27.
- Lenschow A, Liefferink D, and Veenman S** (2005) When the birds sing. A framework for analysing domestic factors behind policy convergence. *Journal of European Public Policy* 12(5), 797–816.
- Lippert B** (2021) Turkey as a special and (almost) dead case of EU enlargement policy. In *EU-Turkey Relations: Theories, Institutions, and Policies*. Cham: Springer International Publishing, 267–293.
- Meyer JW, Boli J, Thomas GM, and Ramirez FO** (1997) World society and the nation-state. *American Journal of Sociology* 103(1), 144–181.
- Michailidis G** (2008) Data visualization through their graph representations. In Chen C, Härdle W, and Unwin A (eds), *Handbook of Data Visualization*. Berlin: Springer, 103–120.
- Ministry of Foreign Affairs** (2022a) United Nations Framework Convention on Climate Change (UNFCCC) and the Kyoto Protocol. Available at [https://www.mfa.gov.tr/united-nations-framework-convention-on-climate-change\\_unfccc\\_and-the-kyoto-protocol.en.mfa](https://www.mfa.gov.tr/united-nations-framework-convention-on-climate-change_unfccc_and-the-kyoto-protocol.en.mfa) (accessed 17 July 2024).
- Ministry of Foreign Affairs** (2022b) Customs Union. Available at [https://www.ab.gov.tr/46234\\_en.html](https://www.ab.gov.tr/46234_en.html) (accessed 17 July 2024).
- O'Brennan J** (2013) Enlargement fatigue and its impact on the enlargement process in the Western Balkans. The crisis of EU enlargement. *London School of Economics' Ideas-Special Report*, 36–44.
- Rapoport A** (1990) Dominated, connected, and tight coalitions in the Israeli Knesset. In Rapoport A, *Experimental Studies of Interactive Decisions*. Dordrecht: Springer, 407–425.
- Şahin Ü** (2014) *Türkiye'nin İklim Politikalarında Aktör Haritası*. İstanbul: İstanbul Policy Center.
- Savaşan Z** (2019) Climate governance in Turkey: a forward-looking perspective. *Turkish Studies* 20(4), 541–571.
- Savaşan Z** (2020a) The development process of environmental law in Turkey: the EU impact. In Savaşan Z and Sümer V (eds), *Environmental Law and Policies in Turkey. The Anthropocene: Politik-Economics-Society-Science*, vol. 31. Cham: Springer, 7–31.
- Savaşan Z** (2020b) Introduction. In Savaşan Z and Sümer V (eds), *Environmental Law and Policies in Turkey. The Anthropocene: Politik-Economics-Society-Science*, vol. 31. Cham: Springer, 1–6.
- Schimmelfennig F** (2021) Rhetorical entrapment in EU-Turkey relations. In Reiners W and Turhan E (eds), *EU-Turkey Relations*. Cham: Palgrave Macmillan, 139–156.
- Schoenefeld JJ, Schulze K, and Bruch N** (2022) The diffusion of climate change adaptation policy. *Wiley Interdisciplinary Reviews: Climate Change* 13(3), e775.
- Sedelmeier U** (2011) Europeanisation in new member and candidate states. *Living Reviews in European Governance* 6(1), 1–52.
- Shipan CR and Volden C** (2008) The mechanisms of policy diffusion. *American Journal of Political Science* 52(4), 840–857.
- Strunz S, Gawel E, Lehmann P, and Söderholm P** (2018) Policy convergence as a multifaceted concept: the case of renewable energy policies in the European Union. *Journal of Public Policy* 38(3), 361–387.
- Szołucha A** (2010) The EU and 'enlargement fatigue': why has the European Union not been able to counter 'enlargement fatigue'? *Journal of Contemporary European Research* 6(1), 107–122.

- Tocci N** (2014) Turkey and the European Union: a journey in the unknown. *Turkey Project Policy Paper*, no. 5. Available at <https://www.brookings.edu/wp-content/uploads/2016/06/Turkey-and-the-European-Union.pdf> (accessed 11 September 2024).
- Torgerson WS** (1952) Multidimensional scaling: I. Theory and method. *Psychometrika* 17(4), 401–419.
- Torun Z** (2021) From convergence to divergence: the compatibility of Turkish and EU foreign policy. In Reiners W and Turhan E (eds), *EU-Turkey Relations*. Cham: Palgrave Macmillan, 323–346.
- Ülgen S, Selamoğlu M, and Yıldırım A** (2021) *Modernizing the Turkey-EU Customs Union: The Digital Agenda and the Green Deal*. İstanbul: DEİK. Available at <https://edam.org.tr/wp-content/uploads/2022/02/GUMRUK-BIRLIGI-SON.pdf> (accessed 11 September 2024).
- Wendling ZA, Emerson JW, de Sherbinin A, and Esty DC, et al.** (2020) *Environmental Performance Index 2020*. New Haven, CT: Yale Center for Environmental Law & Policy.
- Yalcin E and Felbermayr G** (2021) *The EU-Turkey Customs Union and Trade Relations: What Options for the Future*. Brussels: European Union. Available at [https://www.europarl.europa.eu/RegData/etudes/IDAN/2021/653640/EXPO\\_IDA\(2021\)653640\\_EN.pdf](https://www.europarl.europa.eu/RegData/etudes/IDAN/2021/653640/EXPO_IDA(2021)653640_EN.pdf) (accessed 11 September 2024).
- Ylä-Anttila T, Gronow A, Stoddart MC, Broadbent J, Schneider V, and Tindall DB** (2018) Climate change policy networks: why and how to compare them across countries. *Energy Research & Social Science* 45, 258–265.

---

**Cite this article:** Korkmaz Tümer, Elif and van Zeben, Josephine (2024). The Brussels effect in Ankara: the case of climate policy. *New Perspectives on Turkey* 1–18. <https://doi.org/10.1017/npt.2024.25>