



LOOK AGAIN...

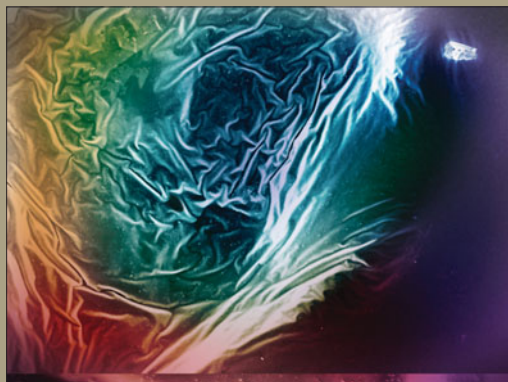
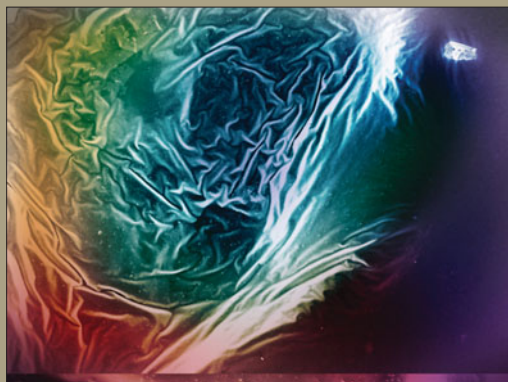
Just for Fun!

See if you can find the 8 differences in each set of images.


Nano fire

This scanning electron microscope image shows hydroxy apatite nanoparticle-filled polymer electrolyte (Nafion). A colored film layered over the original provides aesthetic enhancement.

Haleh Ardebili, Eric Wood, Pallav Surabathuni, and Evan Lee,
University of Houston, USA



June 2012 answer key





Images on the top were submitted to the Materials Research Society "Science as Art" competition. Images on the bottom were modified in Adobe Photoshop for this "Look Again" activity.

Dune of white graphene

This dune-like and corrugated landscape was naturally formed on the surface of white graphene (mono-/few-layered hexagonal boron nitride) synthesized through a "chemical blowing" route. The image was captured by a scanning electron microscope with an additional yellow background.

Xuebin Wang, National Institute for Materials Science (NIMS), Japan



Answers will be in the October 2012 issue.