




Within- and between-host dynamics of producer and non-producer pathogens

Victoria L. Pike¹, Emily J. Stevens¹ , Ashleigh S. Griffin¹ and Kayla C. King^{1,2,3}

¹Department of Biology, University of Oxford, Oxford, UK; ²Department of Zoology, University of British Columbia, Vancouver, Canada and ³Department of Microbiology & Immunology, University of British Columbia, Vancouver, Canada

Research Article

Cite this article: Pike VL, Stevens EJ, Griffin AS, King KC (2023). Within- and between-host dynamics of producer and non-producer pathogens. *Parasitology* **150**, 805–812. <https://doi.org/10.1017/S0031182023000586>

Received: 13 February 2023

Revised: 25 May 2023

Accepted: 28 May 2023

First published online: 3 July 2023

Keywords:

coinfection; pathogen transmission; *Pseudomonas aeruginosa*; quorum sensing; social behaviour

Corresponding author:

Kayla C. King;

Email: kayla.king@biology.ox.ac.uk

Abstract

For infections to be maintained in a population, pathogens must compete to colonize hosts and transmit between them. We use an experimental approach to investigate within- and between-host dynamics using the pathogen *Pseudomonas aeruginosa* and the animal host *Caenorhabditis elegans*. Within-host interactions can involve the production of goods that are beneficial to all pathogens in the local environment but susceptible to exploitation by non-producers. We exposed the nematode host to ‘producer’ and two ‘non-producer’ bacterial strains (specifically for siderophore production and quorum sensing), in single infections and coinfections, to investigate within-host colonization. Subsequently, we introduced infected nematodes to pathogen-naïve populations to allow natural transmission between hosts. We find that producer pathogens are consistently better at colonizing hosts and transmitting between them than non-producers during coinfection and single infection. Non-producers were poor at colonizing hosts and between-host transmission, even when coinfecting with producers. Understanding pathogen dynamics across these multiple levels will ultimately help us predict and control the spread of infections, as well as contribute to explanations for the persistence of cooperative genotypes in natural populations.

Introduction

To be successful, pathogens must be able to compete to colonize a host and transmit between new hosts (Anderson and May, 1986). Theory has highlighted the trade-offs that can arise between these two levels as a result of counterbalancing selective pressures within and between hosts (Anderson and May, 1982; Koella and Antia, 1995; Walther and Ewald, 2004). Within the host, pathogens must balance replication and transmission to new hosts (Reece *et al.*, 2009), in an analogous trade-off between reproduction and growth within multicellular organisms (Bell, 1980; Clutton-Brock, 1984; Greischar *et al.*, 2016). Studying pathogens at these two levels has mainly been theoretical (Anderson and May, 1986; Coombs *et al.*, 2007; Mideo *et al.*, 2008; Handel and Rohani, 2015), leaving a data gap in disease ecology (Coombs *et al.*, 2007; Mideo *et al.*, 2008; Handel and Rohani, 2015). Understanding this interplay is crucial for understanding the fitness and transmissibility of pathogens, which could help contribute to developing effective intervention strategies (Hellriegel, 2001; Handel and Rohani, 2015) for clinically important pathogens, such as *Plasmodium sp.* (Greischar *et al.*, 2016) to those having major effects on ecosystems, such as the fungi *Batrachochytrium dendrobatidis* (Pedersen *et al.*, 2007; Voyles *et al.*, 2009; Kilpatrick *et al.*, 2010; Wilber *et al.*, 2017).

A pathogen rarely infects a host alone (Petney and Andrews, 1998; Pedersen and Fenton, 2007; Rynkiewicz *et al.*, 2015; Betts *et al.*, 2016). The presence of coinfecting strains may alter the within-host dynamics of an individual pathogen (Mideo, 2009). For example, in the host, there may be competition for resources (Pedersen and Fenton, 2007; Mideo, 2009), including key nutrients such as iron (Ratledge and Dover, 2000; Nairz *et al.*, 2010; Kramer *et al.*, 2019). These within-host interactions may in turn alter between-host dynamics, as the presence of competitors may mean host exploitation is optimal (Frank, 1996; Alizon *et al.*, 2013) with reduced selection for transmission to secure a larger proportion of resources within the host (McKenzie and Bossert, 1998; Greischar *et al.*, 2016).

Within-host interactions are of vital importance for understanding infection outcomes (Foster, 2005; West *et al.*, 2007; Leggett *et al.*, 2014; Rezzoagli *et al.*, 2020). It has been well established that pathogens can interact cooperatively to successfully colonize a host, for example, *via* forming biofilms (Griffin *et al.*, 2004; Kreft, 2004; Foster, 2005; Diggle *et al.*, 2007b; West *et al.*, 2007). Social traits such as the production of public goods into the local environment (West *et al.*, 2006, 2007; Leggett *et al.*, 2014) are frequently involved in these pathogen interactions. Public goods benefit all the cells in the local environment, but they are costly to produce and thus are susceptible to exploitation by pathogens which may utilize but not produce public goods (non-producers) (Velicer, 2003; West *et al.*, 2007). For example, the production of compounds known as siderophores that are used to bind to and uptake iron (Buckling *et al.*, 2007; Kramer *et al.*, 2019), benefitting all bacteria in the local area as iron, is

© The Author(s), 2023. Published by Cambridge University Press. This is an Open Access article, distributed under the terms of the Creative Commons Attribution licence (<http://creativecommons.org/licenses/by/4.0/>), which permits unrestricted re-use, distribution and reproduction, provided the original article is properly cited.

often limited within a host (Ratledge and Dover, 2000; Nairz *et al.*, 2010). The release of products such as siderophores is regulated by communication between pathogens using small autoinducer molecules in a process known as quorum sensing (QS) (Keller and Surette, 2006; West *et al.*, 2007; Williams *et al.*, 2007; Rumbaugh *et al.*, 2009). Non-producers for both siderophore production and QS have been shown to arise in infections (De Vos *et al.*, 2001; Köhler *et al.*, 2009; Jiricny *et al.*, 2014; Andersen *et al.*, 2015). Yet when populations are sampled at random, non-producers are rare (Köhler *et al.*, 2009; Andersen *et al.*, 2015), suggesting that non-producers could be poor at between-host transmission even if they are effective at invading established infections. Non-producers have been shown to be able to invade *in vitro* (Griffin *et al.*, 2004; Diggle *et al.*, 2007b) and *in vivo* (Rumbaugh *et al.*, 2009). Compared to our understanding of how pathogens interact within a host, relatively little is known about how within-host processes contribute to variation in pathogen transmission between hosts (Brown *et al.*, 2009; Handel and Rohani, 2015; VanderWaal and Ezenwa, 2016; Stephenson *et al.*, 2017).

In this study, we use the well-established model bacterial pathogen, *Pseudomonas aeruginosa* (Griffin *et al.*, 2004; Buckling *et al.*, 2007; Diggle *et al.*, 2007b) to investigate the role of public goods production on within-host colonization and between-host transmission. Each of the two non-producer strains we used was unable to produce a public good; one strain did not produce a type of siderophore, and the other was not able to quorum sense. Both of these traits are well-established for investigating cooperative interactions between bacterial cells (Griffin *et al.*, 2004) with consequences for virulence in the case of QS (Rumbaugh *et al.*, 2009). We predicted that producer (potentially cooperative) strains would be better able to transmit even if they were outcompeted by exploitative non-producers (potential cheats). Investigating pathogen transmission between hosts can be logistically challenging as it requires large population sizes (Handel and Rohani, 2015). We thus used the model *Caenorhabditis elegans* as the host, enabling us to have large populations with natural between-host fecal–oral transmission (Kenney *et al.*, 2005; Diaz and Restif, 2014). We began by tracking the within-host dynamics of producers and non-producers, in single infections and coinfections, over time. We varied the order of exposure of the different types of pathogen to determine whether priority effects altered within-host interactions (Goodman and Ross, 1974; de Roode *et al.*, 2005; Jackson *et al.*, 2006; Clay *et al.*, 2018). We then introduced infected nematodes into uninfected populations and measured rates of between-host transmission. We investigated whether differences in pathogen strain transmissibility were due to variation in host preference for ingesting a particular pathogen strain or in host shedding into the environment. Overall, our study demonstrates that, in contrast to expectations from *in vitro* competition assays (Griffin *et al.*, 2004; Diggle *et al.*, 2007b; Kümmerli *et al.*, 2009), producer pathogens are superior to non-producers at within-host colonization and between-host transmission in this species interaction.

Materials and methods

Bacterial pathogen and nematode host

Caenorhabditis elegans is a nematode species whose natural diet is composed of microorganisms (Hope, 1999). The gut of *C. elegans* can be colonized by a variety of microbes, including pathogens (Clark and Hodgkin, 2014). We used 2 strains of *C. elegans* N2 and CB5584 (*mIs12 II*). CB5584 express fluorescence in their pharynx making them distinguishable from N2 under a

fluorescent microscope. We selected CB5584 as it enabled us to identify nematodes from different populations, those exposed to pathogens (N2) and pathogen-naïve populations (CB5584) without any difference in pathogen susceptibility (Wang, 2020). Nematodes were maintained at 20°C on a lawn of food [*Escherichia coli* (OP50)] on nematode growth medium (NGM) plates. To synchronize life cycles, nematodes were treated with bleach (NaClO and sodium hydroxide) which kills everything except unhatched eggs (Hope, 1999). After bleaching, nematodes were synchronized overnight in M9 buffer and maintained for 2 days.

We exposed nematodes to the Gram-negative pathogen, *P. aeruginosa*, an opportunistic pathogen of plants and animals, including humans (Tan *et al.*, 1999). On our selected media, *P. aeruginosa* is a slow killing pathogen of *C. elegans* (Tan *et al.*, 1999). We used 3 strains of *P. aeruginosa* in our experiments with the same genetic background (PAO1 strain background). The ‘producer’ strain was: PAO1 WT::GFP (WT labelled with GFP, which we herein refer to as the producer) and 2 ‘non-producer’ strains: PAO1 Δ lasR::mCherry (QS non-producer labelled with mCherry, which we herein refer to as non-producer A); and PAO1 Δ pvd::mCherry [siderophore (pyoverdine) non-producer strain labelled with mCherry, which we herein refer to as non-producer B] (Rezzoagli *et al.*, 2019). The non-producer strains differed. Non-producer A lacked the ability to communicate with other bacteria *via* QS (Keller and Surette, 2006; West *et al.*, 2007; Williams *et al.*, 2007; Rumbaugh *et al.*, 2009) which also affects a variety of other traits (e.g. biofilm development; Williams *et al.*, 2007; Diggle *et al.*, 2007b). Comparatively, non-producer B had only lacked the ability to produce the single siderophore pyoverdine (Buckling *et al.*, 2007; Visca *et al.*, 2007). Each strain had a visually distinct colony morphology which enabled colony counting in the 2-stage exposure experiment.

For our investigation of nematode preference, we also used 2 strains of *Pseudomonas fluorescens*: a producer (CHA0) and a non-producer (CHA019) of *gacS* defensive toxins (Jousset *et al.*, 2009). *Caenorhabditis elegans* have previously been shown to preferentially graze on the non-producer, CHA019 (Jousset *et al.*, 2009), and so we used it as a positive control. All bacteria were stored at –80°C in a 1:1 ratio of sample to 50% glycerol solution in cryotubes. Strains of *Pseudomonas* bacteria were grown overnight at 37°C in Lysogeny broth shaking at 200 r.p.m. OP50 was grown under the same conditions at 30°C.

Within-host colonization and dynamics

Part 1 (I): single exposure

Approximately 1000 nematodes at the L4 stage were transferred onto a lawn of either the producer, non-producer A, or non-producer B for 24 h. The plates were saturated with bacteria such that the nematodes had a continuous grazing source. For the first stage of the experiment, a sample of 4–5 nematodes were removed from the single pathogen treatment after 24 h and washed according to the droplet method (Ford *et al.*, 2016) (Fig. S1). Treatments for this experiment consisted of five biological replicates, and the whole experiment was replicated four times.

Part 1 (II): 2-stage exposure

The two-pathogen treatment involved the pathogen strain being switched after 12 h exposure, with an additional washing stage between transfers (see Fig. S1). We exposed nematodes to the pathogen treatments sequentially. Simultaneous exposure would have resulted in competition outside of the host, which we wanted

to avoid. There were 4 different treatments according to the order of primary and secondary pathogen exposure: (i) producer to non-producer A, (ii) producer to non-producer B, (iii) non-producer A to producer and (iv) non-producer B to producer. This exposure method allowed us to investigate whether the order of exposure affected within-host interactions.

To obtain an estimate of pathogen load, we calculated the number of colony-forming units (CFUs) per nematode. We placed 4–5 clean nematodes in 90 μ L of M9 in a 1 ml Eppendorf tube (containing microbeads). The tube was placed in a bead-beater for 1 min at 2800 rpm. After crushing, serial dilutions were plated onto Kings Broth (KB) media (Ghoul *et al.*, 2016) and grown overnight at 30°C. The number of colonies was counted. Treatments for both stages of the experiment consisted of 5 biological replicates, and the whole experiment was replicated four times.

For details of an additional 2-stage exposure analysis, see Supplementary materials. In this analysis, we conduct time controls using the nematode food (OP50) and demonstrate that the time of exposure (i.e. 0 h or after 12 h) does not affect colonization ability of any of the pathogen types.

Between-host dynamics

Part 2: between-host transmission

To investigate between-host dynamics, we used nematodes from the within-host assay (see Fig. S1). After the nematodes' exposure in the first instance to a single pathogen (either non-producer or producer), and in the second stage exposure to a two-pathogen treatment, a sample of ten clean nematodes were transferred to a pathogen-naïve population of GFP-labelled nematodes (see Fig. S1, part 2). After 24 h, we took 4–5 pathogen-naïve nematodes from each plate to calculate pathogen load by counting the CFUs within nematodes. We were able to distinguish, and selectively pick, the pathogen-naïve nematodes using a fluorescent microscope. The pathogen-naïve worms were distinguished by their green pharynx.

Preference assay

To determine whether nematodes preferred to consume producers or non-producers, we conducted a preference assay. Bacterial cell density was measured at an absorbance of 600 nm (A_{600}) and then standardized to a density of 1 using M9. We used these standardized cultures to make equidistant 20 μ L spots on a 90 mm KB media (Ghoul *et al.*, 2016) plate (see Fig. S3A). Each KB plate contained 1 spot of producer and a spot of either non-producer A, non-producer B or the control *P. fluorescens* (CHA0 or CHA019). We left the bacteria to dry and then incubated the plates overnight at 30°C. We introduced approximately 40 clean nematodes to the centre of the prepared plates with equidistant producer and an alternative pathogen (non-producer A, non-producer B, CHA019 or CHA0) [as in Abada *et al.* (2009)]. We recorded the approximate time of bacteria drying as 0 h and left the plates for 6 h [by this time nematodes are likely to have established their preference (Shtonda and Avery, 2006; Ballestrero *et al.*, 2016)]. Treatments consisted of six biological replicates and the whole experiment was replicated five times. After 6 h, we recorded the number of nematodes on the producer, non-producer, or neither colony.

Host shedding of pathogens into the environment assay

To investigate how many pathogens were shed from the nematode host into the environment, we exposed nematodes to either a producer or non-producer *P. aeruginosa* (non-producer A or B) for 12 h. These exposed nematodes were cleaned and transferred to an empty NGM plate (with a minimal lawn of OP50). After

12 h, these nematodes were picked off the plate and the pathogen cells liberated using M9 buffer. The bacteria from the plate were then grown and counted for comparison (Fig. S3B). Pathogen colonies were phenotypically distinguishable from OP50.

Statistical analysis

All of the statistical analysis and data presentation was carried out in R version 3.6.2 (R Core Team, 2019) using RStudio (RStudio Team, 2021) and the packages 'dplyr' (Wickham *et al.*, 2017), 'ggplot2' (Wickham, 2009), 'multcomp' (Hothorn *et al.*, 2008), 'cowplot' (Wilke, 2020), 'stargazer' (Hlavac, 2018), 'broom' (Robinson *et al.*, 2021), 'lme4' (Bates *et al.*, 2015) and 'lmerTest' (Kuznetsova *et al.*, 2017). Results were considered to be statistically significant when $P < 0.05$.

Within-host colonization and dynamics part 1 (I): single exposure

We compared pathogen loads within hosts exposed to either a non-producer or producer. We fit a linear model with 'CFU per nematode' as the response variable and 'pathogen' [3 treatments: (i) producer, (ii) non-producer A and (iii) non-producer B] as the explanatory variable. We then carried out an ANOVA with this model and ran post-hoc Tukey tests.

Within-host colonization and dynamics part 1 (II): 2-stage exposure

When nematodes were exposed to both a non-producer and producer [4 'pathogen' treatments, written in order of exposure: (i) producer to non-producer A, (ii) producer to non-producer B, (iii) non-producer A to producer and (iv) non-producer B to producer], we fit a quasi-Poisson generalized linear model (GLM) to compare pathogen loads (with either 'non-producer CFU per nematode' or 'producer CFU per nematode' as the response variable and 'pathogen' as the explanatory variable). To assess the significance of 'pathogen', we carried out a likelihood ratio test with this model and a second model from which the 'pathogen' term had been dropped. We then ran post-hoc Tukey tests using the 'glht()' function from the multcomp package (Hothorn *et al.*, 2008) to assess pairwise differences.

Between-host dynamics part 2: between-host transmission

To investigate between-host dynamics within the pathogen-naïve nematode populations (introduced to nematodes that had been singly infected with either a producer or a non-producer), we compared pathogen loads across treatments. We fit a linear model with 'CFU per nematode' as the response variable and 'pathogen' [3 treatments: (i) producer, (ii) non-producer A and (iii) non-producer B] as the explanatory variable. We carried out an ANOVA to calculate *F* ratios for the explanatory variable 'pathogen' and ran post-hoc Tukey tests. To compare the pathogen loads from the pathogen-naïve populations, where the introduced infected nematodes had been exposed to both producers and non-producers [4 'pathogen' treatments, written in order of exposure: (i) producer to non-producer A, (ii) producer to non-producer B, (iii) non-producer A to producer and (iv) non-producer B to producer], we fit a quasi-Poisson GLM. For the GLM, the response variable was either the pathogen load of non-producers ('non-producer CFU per nematode') or that of the producer ('producer CFU per nematode') and 'pathogen' as the explanatory variable. To assess the significance of the explanatory variable 'pathogen', we carried out a likelihood ratio test with this model and a second model from which the 'pathogen' term had been dropped. We then ran post-hoc Tukey tests.

Preference assay and host shedding of pathogens into the environment assay

To investigate whether nematodes displayed a preference for either producers or non-producers, we calculated a choice index:

$$\text{Choice index} = \frac{\text{Number of nematodes in producer colony} - \text{number of nematodes in alternative colony}}{\text{total number of nematodes}}$$

where a value of 1 indicates complete preference for the producer, 0 indicates a lack of preference and -1 indicates complete preference for the alternative strain (all non-producers except for CHA0). We tested whether the choice indexes were significantly different from zero (indicating no preference) using 1-sample t -tests. Finally, to compare the number of CFUs present on the lawn of a plate after an infected population had been removed, we fit a quasi-Poisson GLM with 'CFU per nematode' as the response variable and 'pathogen' as the explanatory variable. We conducted a likelihood ratio test with this model and a second model from which the 'pathogen' term had been dropped and ran post-hoc Tukey tests between the pathogen treatments.

Results

Within-host dynamics: producers are better than non-producers at colonizing nematode hosts

Part 1 (I): single exposure

The producer was better able to colonize the nematode host than both non-producers, as the pathogen load (CFUs per nematode) was significantly higher for producers than non-producer A or B (post-hoc Tukey tests; non-producer A–producer: mean difference = $-11\,200$, $P < 0.001$; non-producer B–producer: mean difference = -8870 , $P < 0.01$, see Fig. 1, Table S1). There was no difference between the pathogen loads for nematodes exposed to non-producer A or B (post-hoc Tukey test; non-producer B–non-producer A: mean difference = -2336 , $P = 0.19$, Fig. 1, Table S1), but overall, there was a significant effect of 'pathogen' treatment ($F_{2,57} = 39.8$, $P < 0.001$, Table S1, Fig. 1).

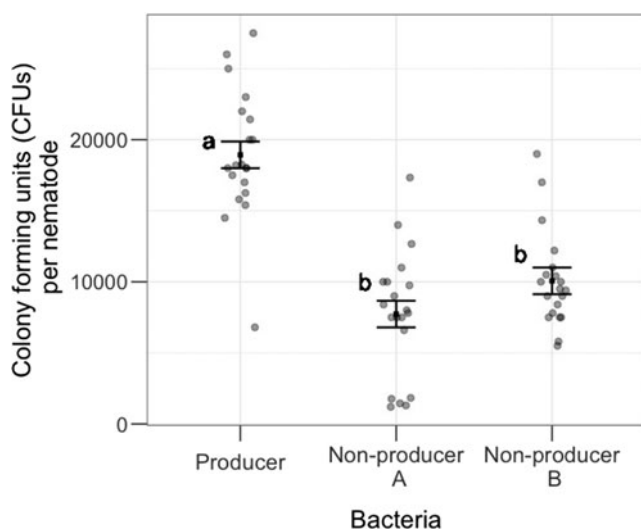


Figure 1. Within-host colonization. Difference in the pathogen load, measured by the number of colony-forming units (CFUs) per nematode, after exposure to one of the three strains of *P. aeruginosa*. Treatments with different letters are significantly different. Square points with error bars represent mean \pm 1 s.e.

Part 1 (II): 2-stage exposure

When nematodes were exposed to both producers and non-producers, producers colonized nematodes at a similar level across pathogen treatments (no effect of treatment: likelihood

ratio: deviance = 2500, $P = 0.365$, Fig. 2, Table S2B). There was a significant effect of pathogen treatment for non-producer CFUs (deviance = 100 414, $P < 0.001$, Fig. 2, Table S2A). The pathogen load of both non-producer B treatments (producer to non-producer B and non-producer B to producer) was significantly higher than both non-producer A treatments (producer to non-producer A and non-producer A to producer), regardless of the order of exposure, with non-producer B to producer having a significantly higher number of CFUs per nematode than all the other treatments (Fig. 2, Table S2A).

Between-host dynamics: producers are better at between-host transmission than non-producers

Part 2: between-host transmission

When nematodes infected by a single pathogen strain were introduced to the naive population, the producer pathogens spread best ($F_{2,57} = 7.73$, $P = 0.001$, post-hoc Tukey tests; producer to non-producer A: mean difference = -3440 , $P = 0.030$; producer to non-producer B: mean difference = -5040 , $P = 0.0009$, see Fig. 3A, Table S5).

When nematodes were co-infected by producers and non-producers, the pathogen load of producer in the pathogen-naive populations of nematodes remained consistently high (Fig. 3B). Although pathogen loads were similar across treatments, there was a significant effect of 'pathogen' (likelihood ratio test: 'producer' deviance = 11 100, $P = 0.01$, Table S6B) likely driven by the statistically significant difference between the loads of the producer to non-producer B and non-producer A to producer treatments (Tukey post-hoc test of difference: mean of 'non-producer A to producer'–'producer to non-producer B' = 0.358, $P = 0.026$). The non-producer pathogen loads of nematodes were low and close to zero across treatments (Fig. 3B), except for the non-producer B to producer treatment where there was a significantly higher number of CFUs per nematodes than all the other types of non-producer (Table S6). This higher number of CFUs per nematode for non-producer B to producer treatment resulted in a significant effect of 'pathogen' (likelihood ratio test: 'non-producer' deviance = 94 200, $P < 0.001$).

Preference assay

Caenorhabditis elegans did not display a preference for either the non-producer or producer strains of *P. aeruginosa* (see Fig. 4A, Table S7A). The choice index was not significantly different from zero for either producer vs non-producer A (mean choice index = 0.0468, $t = 0.733$, $P = 0.45$) or producer vs non-producer B (mean choice index = -0.0333 , $t = -0.683$, $P = 0.5$). As a positive control, we found *C. elegans* showed a preference for the non-producer *P. fluorescens* strain CHA019 (mean choice index = -0.405 , $t = -12.28$, $P < 0.001$, Fig. 4B) as in Jousset et al. (2009). There was no preference for the producer *P. protegens*

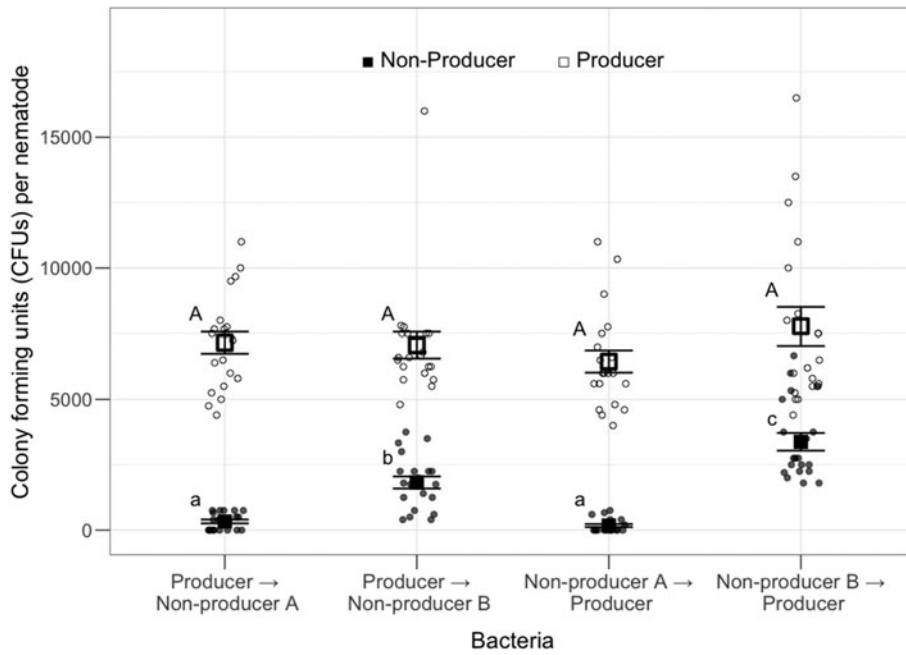


Figure 2. Within-host colonization and dynamics of co-infecting producer and non-producer pathogens. Difference in the producer (white) and non-producer (black) pathogen loads, measured by the number of colony-forming units (CFU) per nematode, after co-exposure to two pathogens (producer and non-producer A or non-producer B). The x-axis labels are given in order of exposure. Points with different letters are significantly different from each other. Square points with error bars represent mean ± 1 s.e.

strain CHA0 (mean choice index = 0.00641, $t = 0.188$, $P = 0.85$, Fig. 4B).

Host shedding of pathogens into the environment assay

Nematodes shed significantly more producers into the environment than either type of non-producer (overall effect of 'pathogen' likelihood ratio test: deviance = 64 100, $P < 0.001$; post-hoc Tukey tests; producer–non-producer A: difference = -0.825 , $P < 0.001$; non-producer B–producer: difference = -0.284 , $P = 0.007$, Fig. 4C, Table S7B). There was also a significant difference between the number of CFUs present on a lawn between the two non-producer strains. More non-producer B pathogens were shed into the environment than non-producer A (non-producer B–non-producer A = 0.541, $P < 0.001$, Fig. 4C, Table S7B).

Discussion

We revealed that public-good producers showed superior ability to establish infection within- and between-nematode hosts

compared to non-producers. There were consistently more producers infecting nematodes when the hosts were directly exposed to the pathogens as well as when pathogens were able to spread naturally between hosts. Non-producers were poor at both within-host colonization and between-host transmission, even when coinfecting hosts with producers. Our results suggest that a higher pathogen load for producers is related to an increase in their ability to transmit between hosts. This positive relationship between pathogen load and transmissibility is a common assumption in theoretical studies (see Handel and Rohani, 2015 and references therein), but with few empirical examples (guppy [*Poecilia reticulata*] ectoparasite [*Gyrodactylus turnbulli*] system in Stephenson *et al.*, 2017).

The counterbalancing selection pressures experienced by pathogens at the level of within-host colonization and between-host transmission can lead to trade-offs (Anderson and May, 1982; Koella and Antia, 1995; Walther and Ewald, 2004). Within a host, the ability to reproduce rapidly may be advantageous to outcompete competitors. However, pathogens that

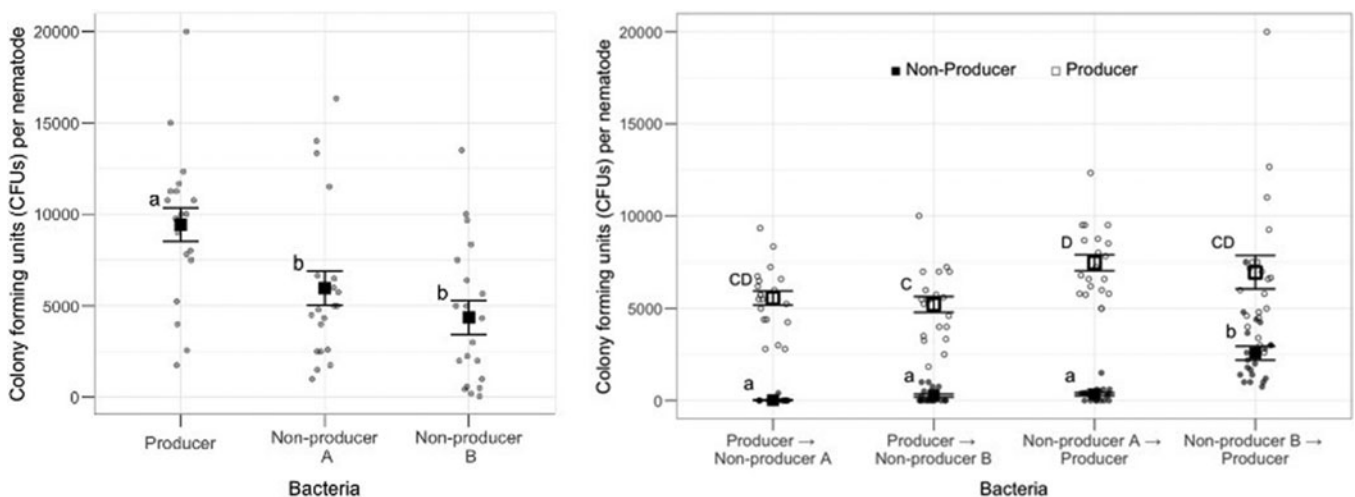


Figure 3. Between-host dynamics of producer and non-producer pathogens. (A) Difference in the pathogen load (CFUs per nematode) from the naive population after singly-infected nematodes were introduced. (B) Difference in the number of producers (white) and non-producers (black) in the colony-forming units (per nematode), from the naive population after co-infected nematodes were introduced. The x-axis labels are given in order of exposure. Points with different letters are statistically significantly different. Square points with error bars represent mean ± 1 s.e.

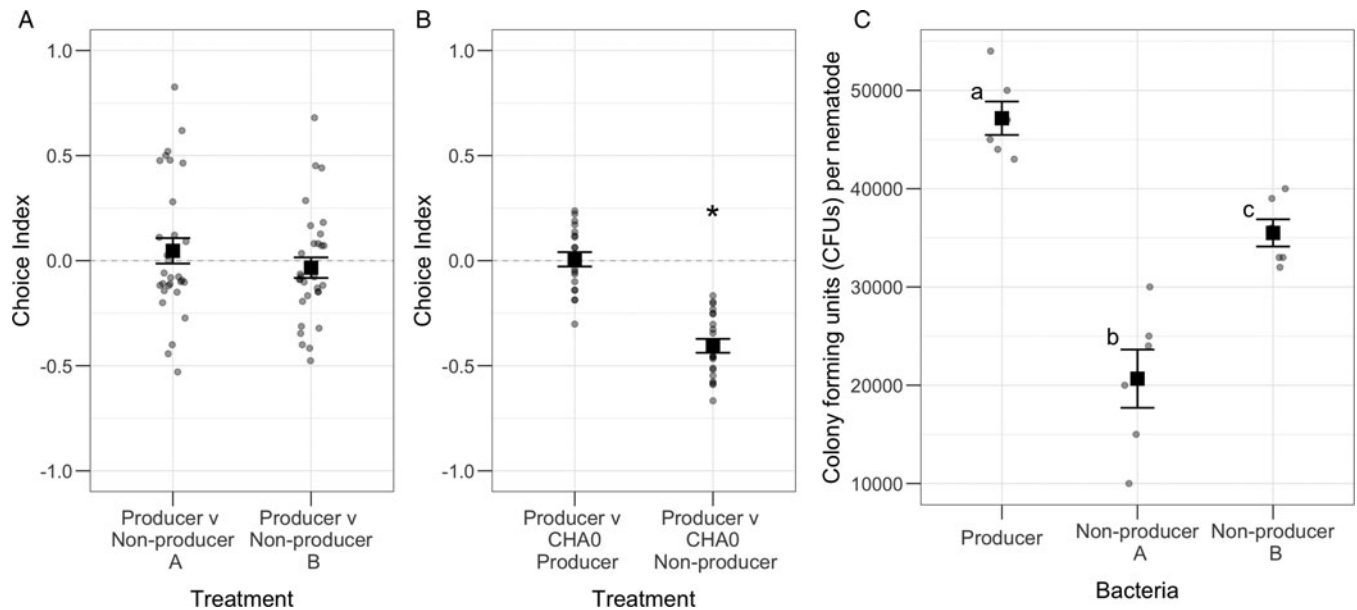


Figure 4. Host preference for picking-up pathogens and host shedding of pathogens in the environment. (A) and (B) Choice index of *C. elegans* for producer and non-producer strains of *P. aeruginosa*. Where 1 indicates complete preference for the producer, 0 indicates a lack of preference for either and -1 indicates complete preference for the alternative strain (non-producer A, non-producer B, CHA019 and CHA0). Figure (A) shows the choice index for the two focal non-producer strains non-producer A and non-producer B in comparison to the producer whereas (B) shows the choice index for *P. fluorescens* in comparison to the producer. * Indicates significance. (C) Difference in the number of colony-forming units (CFUs) present on a lawn after 12 h of exposure to infected nematodes. Each of the 3 points is statistically significantly different from each other denoted by different letters. Square points with error bars represent mean ± 1 s.e.

reproduce more slowly may be able to persist for longer periods in the external environment. This ability could be a beneficial trait for transmission, but disadvantageous for colonization (Walther and Ewald, 2004). These trade-offs can be affected by multi-species interactions within a host (Mideo, 2009; Alizon et al., 2013), and by transmission mode (Walther and Ewald, 2004; Antonovics et al., 2017). Counter to our expectations, we do not find evidence for an existing trade-off between within-host colonization and transmissibility for producer pathogens.

We predicted that in the absence of producers, non-producers would be less able to colonize the host. Non-producers lack the ability to either produce iron-scavenging siderophores (non-producer B [pyoverdine]) (Buckling et al., 2007) or induce the las QS pathway (non-producer A) (Keller and Surette, 2006; West et al., 2007; Diggle et al., 2007b, 2007a). Non-producer A was relatively poor at colonizing and transmitting between hosts compared to non-producer B, an outcome likely due to the more severe fitness consequences experienced by non-producer A than non-producer B. Non-producer A is unable to communicate with other pathogens via QS (Keller and Surette, 2006; Venturi, 2006). This is a crucial trait to the success of *P. aeruginosa* that controls behaviours, such as biofilm development and the production of virulence factors (Williams et al., 2007; Diggle et al., 2007b). While non-producer B does not produce the primary siderophore pyoverdine (Buckling et al., 2007; Visca et al., 2007), which can negatively impact the fitness of the strain in an iron-limited host environment (Ratledge and Dover, 2000; Nairz et al., 2010), it can produce other siderophores and can take up iron from the environment in other ways (Buckling et al., 2007; Visca et al., 2007). In addition, nematode hosts did not preferentially consume pathogenic producers over non-producers. There was no difference in the intake of pathogen type. More producers, however, were shed into the local environment than non-producers, making them more successful at between-host transmission than non-producers.

Even in the presence of producers, non-producers were less able to colonize hosts and transmit between them. This inability of non-producer strains to exploit producers (i.e. their inability

to cheat effectively) has previously been found in *in vivo* studies using nematode hosts (Rezzoagli et al., 2019), as well as in larvae of the wax moth (*Galleria mellonella*) (Harrison et al., 2006) and the diamondback moth (*Plutella xylostella*) (Zhou et al., 2014). We expect that this outcome is likely due to several factors. Firstly, within the nematode gut, there is a relatively low pathogen density (Rezzoagli et al., 2019). Non-producers are most likely to benefit from producers when they exist at a low density (Ross-Gillespie et al., 2007; Rumbaugh et al., 2009) but within a high density of producers (Ross-Gillespie et al., 2009), in a negative-frequency dependent interaction. Secondly, the spatial heterogeneity within the host may not be conducive to cheating (Harrison et al., 2006; Leggett et al., 2014; Rezzoagli et al., 2019). The *in vitro* environment is more homogenous (Pedersen and Fenton, 2007; Mideo, 2009), allowing non-producers to mix with producers and potentially utilize the products released into the environment (Griffin et al., 2004; Diggle et al., 2007b; Kümmerli et al., 2009). Whereas *in vivo*, the environment is likely to have more structure, preventing mixing. Therefore, within the host, non-producers may be more likely to be surrounded by their non-producer relatives (Frank, 1998), and thus will be less able to directly benefit from the public goods of the producers (Harrison et al., 2006; West et al., 2006; Rezzoagli et al., 2019). Finally, the nematode host itself may impact the non-producer's colonization ability; limited iron availability may remove any benefit of not producing the costly siderophores (Ratledge and Dover, 2000; Nairz et al., 2010).

Understanding how social traits affect within- and between-host dynamics requires further experiments (Mideo et al., 2008; Handel and Rohani, 2015). Our study, among others (Diaz and Restif, 2014), highlights the benefits of *C. elegans* as a model host for studying between-host dynamics without major logistical challenges (Handel and Rohani, 2015). A future avenue for exploration within this system could involve experimentally evolving non-producers *de novo* within the nematode that can successfully cheat (Ghoul et al., 2014) to determine how within-host cheating impacts pathogen transmissibility. Cheats have been shown to evolve in natural populations, for example, QS cheats

are found in the lungs of cystic fibrosis patients (Diggle *et al.*, 2007a, 2007b). Successful within-host cheating could negatively impact the transmission dynamics of an infection and could be explored as a potential disease intervention strategy (Brown *et al.*, 2009; Jiricny *et al.*, 2014; Leggett *et al.*, 2014).

We suggest that within-host pathogen interactions affect between-host infection dynamics. We provide empirical evidence linking processes occurring at different scales, in a field dominated by theory (Coombs *et al.*, 2007; Mideo *et al.*, 2008; Handel and Rohani, 2015), investigating the role of pathogenic social traits important in disease. Taking a multilevel experimental approach to within- and between-host dynamics is an outstanding and major challenge within evolutionary biology (Mideo *et al.*, 2008). Addressing this challenge will improve our ability to predict and control infection in less well-understood systems, such as disease-induced population extinctions (Pedersen *et al.*, 2007; Smith *et al.*, 2009; Wilber *et al.*, 2017) and may also allow us to harness pathogen interactions for our own benefit (Smith and Holt, 1996; Mideo, 2009; Leggett *et al.*, 2014; Rezzoagli *et al.*, 2020).

Supplementary material. The supplementary material for this article can be found at <https://doi.org/10.1017/S0031182023000586>.

Data availability. The data and code from this study have been uploaded with the supplementary material.

Acknowledgements. We are grateful to both R. Kümmerli and A. Jousset for the gift of the *P. aeruginosa* and *P. fluorescens* strains. We thank S. West and A. Pedersen for their useful comments on an earlier draft of the manuscript. We also thank C. Woodham for his advice with the statistical analysis.

Author contributions. V. L. P., K. C. K. and A. S. G. conceived and designed the study. V. L. P. performed the experiments and analysed the data, with guidance from K. C. K. V. L. P. and E. J. S. wrote the manuscript, with guidance from K. C. K. All authors have approved the manuscript.

Financial support. V. L. P. was supported by DPhil funding from the Biotechnology and Biological Sciences Research Council [BB/M011224/1]. K. C. K. is supported by an ERC Starting Grant (COEVOPRO 802242).

Competing interests. None.

Ethical standards. Not applicable

References

- Abada EAE, Sung H, Dwivedi M, Park BJ, Lee SK and Ahnn J (2009) *C. elegans* behavior of preference choice on bacterial food. *Molecules and Cells* **28**, 209–213.
- Alizon S, de Roode JC and Michalakos Y (2013) Multiple infections and the evolution of virulence. *Ecology Letters* **16**, 556–567.
- Andersen SB, Marvig RL, Molin S and Griffin AS (2015) Long-term social dynamics drive loss of function in pathogenic bacteria. *Proceedings of the National Academy of Sciences of the USA* **112**, 10756.
- Anderson R and May R (1982) Coevolution of hosts and parasites. *Parasitology* **85**, 411–426.
- Anderson RM and May RM (1986) The invasion, persistence and spread of infectious diseases within animal and plant communities. *Philosophical transactions of the Royal Society of London Series B, Biological sciences* **314**, 533–570.
- Antonovics J, Wilson AJ, Forbes MR, Hauffe HC, Kallio ER, Leggett HC, Longdon B, Okamura B, Sait SM and Webster JP (2017) The evolution of transmission mode. *Philosophical Transactions of the Royal Society B: Biological Sciences* **372**, 20160083.
- Ballestrero F, Nappi J, Zampi G, Bazzicalupo P, Di Schiavi E and Egan S (2016) *Caenorhabditis elegans* employs innate and learned aversion in response to bacterial toxic metabolites tumbamine and violacein. *Scientific Reports* **6**, 29284.
- Bates D, Malcher M, Bolker B and Walker S (2015) Fitting linear mixed-effects models using `lme4`. *Journal of Statistical Software* **67**, 1–48.
- Bell G (1980) The costs of reproduction and their consequences. *The American Naturalist* **116**, 45–76.
- Betts A, Rafaluk C and King KC (2016) Host and parasite evolution in a tangled bank. *Trends in Parasitology* **32**, 863–873.
- Brown SP, West SA, Diggle SP and Griffin AS (2009) Social evolution in micro-organisms and a Trojan horse approach to medical intervention strategies. *Philosophical Transactions of the Royal Society of London B* **364**, 3157–3168.
- Buckling A, Harrison F, Vos M, Brockhurst MA, Gardner A, West SA and Griffin A (2007) Siderophore-mediated cooperation and virulence in *Pseudomonas aeruginosa*. *FEMS Microbiology Ecology* **62**, 135–141.
- Clark LC and Hodgkin J (2014) Commensals, probiotics and pathogens in the *C. aenorhabditis elegans* model. *Cellular Microbiology* **16**, 27–38.
- Clay PA, Dhir K, Rudolf VHW and Duffy MA (2018) Within-host priority effects systematically alter pathogen coexistence. *The American Naturalist* **193**, 187–199.
- Clutton-Brock TH (1984) Reproductive effort and terminal investment in iteroparous animals. *The American Naturalist* **123**, 212–229.
- Coombs D, Gilchrist MA and Ball CL (2007) Evaluating the importance of within- and between-host selection pressures on the evolution of chronic pathogens. *Theoretical Population Biology* **72**, 576–591.
- de Roode JC, Helinski MEH, Anwar MA and Read AF (2005) Dynamics of multiple infection and within-host competition in genetically diverse malaria infections. *The American Naturalist* **166**, 531–542.
- De Vos D, De Chial M, Cochez C, Jansen S, Tümmler B and Meyer JM (2001) Study of pyoverdine type and production by *Pseudomonas aeruginosa* isolated from cystic fibrosis patients: prevalence of type II pyoverdine isolates and accumulation of pyoverdine-negative mutations. *Archives of Microbiology* **175**, 384–388.
- Diaz SA and Restif O (2014) Spread and transmission of bacterial pathogens in experimental populations of the nematode *Caenorhabditis elegans*. *Applied and Environmental Microbiology* **80**, 5411–5418.
- Diggle SP, Gardner A, West SA and Griffin AS (2007a) Evolutionary theory of bacterial quorum sensing: when is a signal not a signal? *Philosophical Transactions of the Royal Society B: Biological Sciences* **362**, 1241–1249.
- Diggle SP, Griffin AS, Campbell GS and West SA (2007b) Cooperation and conflict in quorum-sensing bacterial populations. *Nature* **450**, 411–414.
- Ford SA, Kao D, Williams D and King KC (2016) Microbe-mediated host defence drives the evolution of reduced pathogen virulence. *Nature Communications* **7**, 13430.
- Foster KR (2005) Hamiltonian medicine: why the social lives of pathogens matter. *Science* **308**, 1269–1270.
- Frank SA (1996) Models of parasite virulence. *The Quarterly Review of Biology* **71**, 37–78.
- Frank S (1998) *Foundations of Social Evolution*. Princeton University Press.
- Ghoul M, Griffin AS and West SA (2014) Toward an evolutionary definition of cheating. *Evolution* **68**, 318–331.
- Ghoul M, West SA, McCorkell FA, Lee Z-B, Bruce JB and Griffin AS (2016) Pyoverdine cheats fail to invade bacterial populations in stationary phase. *Journal of Evolutionary Biology* **29**, 1728–1736.
- Goodman RM and Ross AF (1974) Enhancement by potato virus Y of potato virus X synthesis in doubly infected tobacco depends on the timing of invasion by the viruses. *Virology* **58**, 263–271.
- Greischar MA, Mideo N, Read AF and Bjørnstad ON (2016) Predicting optimal transmission investment in malaria parasites. *Evolution* **70**, 1542–1558.
- Griffin AS, West SA and Buckling A (2004) Cooperation and competition in pathogenic bacteria. *Letters to Nature* **430**, 1024–1027.
- Handel A and Rohani P (2015) Crossing the scale from within-host infection dynamics to between-host transmission fitness: a discussion of current assumptions and knowledge. *Philosophical Transactions of the Royal Society B: Biological Sciences* **370**, 20140302.
- Harrison F, Browning LE, Vos M and Buckling A (2006) Cooperation and virulence in acute *Pseudomonas aeruginosa* infections. *BMC Biology* **4**, Article number 21. <https://doi.org/10.1186/1741-7007-4-21>
- Hellriegel B (2001) Immunoepidemiology – bridging the gap between immunology and epidemiology. *Trends in Parasitology* **17**, 102–106.
- Hlavac M (2018) Stargazer: well-formatted regression and summary statistics tables. Central European Labour Studies Institute (CELSI).
- Hopie IA (1999) *C. elegans: A Practical Approach*. Oxford: Oxford University Press.
- Hothorn T, Bretz F and Westfall P (2008) Simultaneous inference in general parametric models. *Biometrical Journal* **50**, 346–363.

- Jackson JA, Pleass RJ, Cable J, Bradley JE and Tinsley RC (2006) Heterogenous interspecific interactions in a host–parasite system. *International Journal for Parasitology* **36**, 1341–1349.
- Jiricny N, Molin S, Foster K, Diggle SP, Scanlan PD, Ghoul M, Krogh Johansen H, Santorelli LA, Popat R, West SA and Griffin AS (2014) Loss of social behaviours in populations of *Pseudomonas aeruginosa* infecting lungs of patients with cystic fibrosis. *PLoS ONE* **9**, e83124.
- Jousset A, Rochat L, Péchy-Tarr M, Keel C, Scheu S and Bonkowski M (2009) Predators promote defence of rhizosphere bacterial populations by selective feeding on non-toxic cheaters. *ISME Journal* **3**, 666–674.
- Keller L and Surette MG (2006) Communication in bacteria: an ecological and evolutionary perspective. *Nature Reviews Microbiology* **4**, 249–258.
- Kenney SJ, Anderson GL, Williams PL, Millner PD and Beuchat LR (2005) Persistence of *Escherichia coli* O157:H7, Salmonella Newport, and Salmonella Poona in the gut of a free-living nematode, *Caenorhabditis elegans*, and transmission to progeny and uninfected nematodes. *International Journal of Food Microbiology* **101**, 227–236.
- Kilpatrick AM, Briggs CJ and Daszak P (2010) The ecology and impact of chytridiomycosis: an emerging disease of amphibians. *Trends in Ecology & Evolution* **25**, 109–118.
- Koella JC and Antia R (1995) Optimal pattern of replication and transmission for parasites with two stages in their life cycle. *Theoretical Population Biology* **47**, 277–291.
- Köhler T, Buckling A and van Delden C (2009) Cooperation and virulence of clinical *Pseudomonas aeruginosa* populations. *Proceedings of the National Academy of Sciences of the USA* **106**, 6339.
- Kramer J, Özkaya Ö and Kümmerli R (2019) Bacterial siderophores in community and host interactions. *Nature Reviews Microbiology* **18**, 152–163 <https://doi.org/10.1038/s41579-019-0284-4>
- Kreft J-U (2004) Biofilms promote altruism. *Microbiology* **150**, 2751–2760. <https://doi.org/10.1099/mic.0.26829-0>
- Kümmerli R, Griffin AS, West SA, Buckling A and Harrison F (2009) Viscous medium promotes cooperation in the pathogenic bacterium *Pseudomonas aeruginosa*. *Proceedings of the Royal Society B: Biological Sciences* **276**, 3531–3538.
- Kuznetsova A, Brockhoff P and Christensen R (2017) {lmerTest} package: tests in linear mixed effects models. *Journal of Statistical Software* **82**, 1–26.
- Leggett HC, Brown SP and Reece SE (2014) War and peace: social interactions in infections. *Philosophical Transactions of the Royal Society B: Biological Sciences* **369**, 20130365.
- McKenzie FE and Bossert WH (1998) The optimal production of gametocytes by *Plasmodium falciparum*. *Journal of Theoretical Biology* **193**, 419–428.
- Mideo N (2009) Parasite adaptations to within-host competition. *Trends in Parasitology* **25**, 261–268.
- Mideo N, Alizon S and Day T (2008) Linking within- and between-host dynamics in the evolutionary epidemiology of infectious disease. *Trends in Ecology & Evolution* **23**, 511–517. <https://doi.org/doi:10.1016/j.tree.2008.05.009>
- Nairz M, Schroll A, Sonnweber T and Weiss G (2010) The struggle for iron – a metal at the host–pathogen interface. *Cellular Microbiology* **12**, 1691–1702.
- Pedersen AB and Fenton A (2007) Emphasizing the ecology in parasite community ecology. *Trends in Ecology & Evolution* **22**, 133–139.
- Pedersen AB, Jones KE, Nunn CL and Altizer S (2007) Infectious diseases and extinction risk in wild mammals. *Conservation Biology* **21**, 1269–1279.
- Petney TN and Andrews RH (1998) Multiparasite communities in animals and humans: frequency, structure and pathogenic significance. *International Journal for Parasitology* **28**, 377–393.
- Ratledge C and Dover LG (2000) Iron metabolism in pathogenic bacteria. *Annual Review of Microbiology* **54**, 881–941.
- R Core Team (2019) R: a language and environment for statistical computing. R Foundation for Statistical Computing, Vienna, Austria.
- Reece SE, Ramiro RS and Nussey DH (2009) SYNTHESIS: plastic parasites: sophisticated strategies for survival and reproduction? *Evolutionary Applications* **2**, 11–23.
- Rezzoagli C, Granato ET and Kümmerli R (2019) In-vivo microscopy reveals the impact of *Pseudomonas aeruginosa* social interactions on host colonization. *The ISME Journal* **13**, 2403–2414.
- Rezzoagli C, Granato ET and Kümmerli R (2020) Harnessing bacterial interactions to manage infections: a review on the opportunistic pathogen *Pseudomonas aeruginosa* as a case example. *Journal of Medical Microbiology* **69**, 147–161.
- Robinson D, Hayes A and Couch S (2021) Broom: Convert statistical objects into tidy tibbles.
- Ross-Gillespie A, Gardner A, West SA and Griffin AS (2007) Frequency dependence and cooperation: theory and a test with Bacteria. *The American Naturalist* **170**, 331–342.
- Ross-Gillespie A, Gardner A, Buckling A, West SA and Griffin AS (2009) Density dependence and cooperation: theory and a test with bacteria. *Evolution* **63**, 2315–2325.
- RStudio Team (2021) RStudio: integrated development environment for R. Version 1.4.1106. Boston. Available at <http://www.rstudio.com/>
- Rumbaugh KP, Diggle SP, Watters CM, Ross-Gillespie A, Griffin AS and West SA (2009) Quorum sensing and the social evolution of bacterial virulence. *Current Biology* **19**, 341–345.
- Rynkiewicz EC, Pedersen AB and Fenton A (2015) An ecosystem approach to understanding and managing within-host parasite community dynamics. *Trends in Parasitology* **31**, 212–221.
- Shtonda BB and Avery L (2006) Dietary choice behavior in *Caenorhabditis elegans*. *Journal of Experimental Biology* **209**, 89–102.
- Smith VH and Holt RD (1996) Resource competition and within-host disease dynamics. *Trends in Ecology & Evolution* **11**, 386–389.
- Smith KE, Acevedo-Whitehouse K and Pedersen AB (2009) The role of infectious diseases in biological conservation. *Animal Conservation* **12**, 1–12.
- Stephenson JF, Young KA, Fox J, Jokela J, Cable J and Perkins SE (2017) Host heterogeneity affects both parasite transmission to and fitness on subsequent hosts. *Philosophical Transactions of the Royal Society B: Biological Sciences* **372**, 20160093.
- Tan M-W, Mahajan-Miklos S and Ausubel FM (1999) Killing of *Caenorhabditis elegans* by *Pseudomonas aeruginosa* used to model mammalian bacterial pathogenesis. *Proceedings of the National Academy of Sciences* **96**, 715–720.
- VanderWaal KL and Ezenwa VO (2016) Heterogeneity in pathogen transmission: mechanisms and methodology. *Functional Ecology* **30**, 1606–1622.
- Velicer GJ (2003) Social strife in the microbial world. *Trends in Microbiology* **11**, 330–337.
- Venturi V (2006) Regulation of quorum sensing in *Pseudomonas*. *FEMS Microbiology Reviews* **30**, 274–291.
- Visca P, Imperi F and Lamont IL (2007) Pyoverdine siderophores: from biogenesis to biosignificance. *Trends in Microbiology* **15**, 22–30.
- Voyles J, Young S, Berger L, Campbell C, Voyles WF, Dinudom A, Cook D, Webb R, Alford RA, Skerratt LF and Speare R (2009) Pathogenesis of chytridiomycosis, a cause of catastrophic amphibian declines. *Science* **326**, 582.
- Walther BA and Ewald PW (2004) Pathogen survival in the external environment and the evolution of virulence. *Biological Reviews of the Cambridge Philosophical Society* **79**, 849–869.
- Wang D (2020) Exposure Toxicology in *Caenorhabditis elegans*. Springer Nature.
- West SA, Griffin AS, Gardner A and Diggle SP (2006) Social evolution theory for microorganisms. *Nature Reviews Microbiology* **4**, 597–607.
- West SA, Diggle SP, Buckling A, Gardner A and Griffin AS (2007) The social lives of microbes. *Annual Review of Ecology, Evolution, and Systematics* **38**, 53–77.
- Wickham H (2009) *Elegant Graphics for Data Analysis*. New York: Springer-Verlag.
- Wickham H, Francois R, Henry L and Muller K (2017) A grammar of data manipulation. <https://dplyr.tidyverse.org/>
- Wilber MQ, Knapp RA, Toothman M and Briggs CJ (2017) Resistance, tolerance and environmental transmission dynamics determine host extinction risk in a load-dependent amphibian disease. *Ecology Letters* **20**, 1169–1181.
- Wilke CO (2020) cowplot: Streamlined plot theme and plot annotations for 'ggplot2'. <https://wilkelab.org/cowplot/>
- Williams P, Winzer K, Chan WC and Cámara M (2007) Look who's talking: communication and quorum sensing in the bacterial world. *Philosophical Transactions of the Royal Society B: Biological Sciences* **362**, 1119–1134.
- Zhou L, Slamti L, Nielsen-LeRoux C, Lereclus D and Raymond B (2014) The social biology of quorum sensing in a naturalistic host pathogen system. *Current Biology* **24**, 2417–2422.