

Research Article

Cite this article: Zimmerman CL, Shirer RR, Corbin JD (2018) Native plant recovery following three years of common reed (*Phragmites australis*) control. *Invasive Plant Sci Manag* 11:175–180. doi: 10.1017/inp.2018.24

Received: 23 May 2018
Revised: 4 September 2018
Accepted: 25 September 2018

Associate Editor:
John Cardina, Ohio State University

Key words:
Community composition; herbicide; invasion control; Hudson River; monitoring; restoration; tidal wetlands

Author for correspondence:
Christopher L. Zimmerman, The Nature Conservancy, New York Division, 195 New Karner Road, Suite 201, Albany, NY 12205. (Email: czimmerman@tnc.org)

Native Plant Recovery following Three Years of Common Reed (*Phragmites australis*) Control

Christopher L. Zimmerman¹, Rebecca R. Shirer² and Jeffrey D. Corbin³

¹Conservation Ecologist, The Nature Conservancy, New York Division, Albany, NY, USA, ²Lead Scientist for Analysis/Planning, The Nature Conservancy, New York Division, Albany, NY, USA and ³Professor, Department of Biological Sciences, Union College, Schenectady, NY, USA

Abstract

Projects that aim to control invasive species often assume that a reduction of the target species will increase native species abundance. However, reports of the responses of native species following exotic species control are relatively rare. We assessed the recovery of the native community in five tidal wetland locations in which we attempted to eradicate the invasive common reed [*Phragmites australis* (Cav.) Trin. ex Steud.]. We tested whether 3 yr of treatment were able to eradicate *Phragmites* and promote recovery of the native plant community. After 3 yr of treatment, *Phragmites* density declined sharply in all treated stands, though it was not eradicated in any of them. Native plant cover increased significantly in treated areas, and community composition, particularly in smaller stands, converged toward that of uninvaded habitat. Thus, even within the relatively short timescale of the treatments and monitoring, significant progress was made toward achieving the goals of controlling *Phragmites* infestations and promoting native biodiversity. There was a trend toward greater promise for success in smaller stands than larger stands, as has been observed in other studies. A greater emphasis on monitoring whole-community responses to exotic plant control, across a range of conditions, would enhance our ability to plan and design successful management strategies.

Introduction

Invasive plant control is often undertaken with the explicit goal of conserving native biodiversity. Unfortunately, the two goals—eradication of exotic species and promotion of native species—are not necessarily coupled (Ogden and Rejmánek 2005). For example, control methods including herbicide application and biological control can cause damage to native species that the project is supposed to conserve (e.g., Denslow and D’Antonio 2005; Rinella et al. 2009; Simberloff 2012; Thomas and Reid 2007). Furthermore, open niches created by the removal of the target species may be colonized by other exotic species rather than the intended native species (Abella 2014; Case et al. 2016; DeMeester and Richter 2010; Luken et al. 1997; Turner et al. 2008; Zavaleta et al. 2001).

Unfortunately, data regarding community responses to invasive species control are scarce (Abella 2014; Denslow and D’Antonio 2005; Hazelton et al. 2014; Kettenring and Adams 2011; Reid et al. 2009). For example, of the 95 papers describing control of “weeds of national concern” in Australia examined by Reid et al. (2009), only 18 assessed the response of the plants besides the target species. Kettenring and Adams (2011) found that only 84 of the 355 studies of exotic species control included any monitoring of postcontrol vegetation; of those, 49 reported exotic species response only, 10 reported native species response only, and 25 reported both. Treatment area was also typically small, as 46% of the reported studies applied exotic species control to areas smaller than 30 m². Hazelton et al. (2014) highlighted the paucity of studies assessing community response to common reed [*Phragmites australis* (Cav.) Trin. ex Steud.] control as a critical knowledge gap. Where native response to invasive species control has been examined, it often falls short of stated goals (Abella 2014; González et al. 2017; Martin and Blossey 2013; Reid et al. 2009).

Habitat managers’ ability to design successful strategies to promote native biodiversity is hampered by this lack of quantitative information. A variety of authors have called for greater emphasis on monitoring in conservation and management projects, both for the benefit of the project itself (e.g., “adaptive management”) and as a guide for future projects (e.g., Lyons et al. 2008; Nichols and Williams 2006). Such data, including the responses of the plant community and the target species to treatments, can provide objective evidence of what techniques, across a range of conditions, are best employed to achieve specific management goals.

We monitored the response of the plant community to repeated herbicide treatments designed to eradicate *P. australis* (hereafter *Phragmites*) from a tidal marsh complex. We

Management Implications

The ability of habitat managers to design invasive plant control strategies that will promote the recovery of native biodiversity is hampered by a paucity of data monitoring plant community responses. Our study demonstrated that relatively short-term herbicide treatments reduced abundance of, but did not eradicate, *Phragmites* and also increased native plant cover. Future studies should expand on our findings to test the whole-community response to a wider range of treatments, in various environmental conditions, and for longer timescales. Such information will aid in the design of exotic plant strategies that facilitate ecosystem recovery including native species composition and abundance. In the meantime, our study demonstrates multiple positive outcomes of *Phragmites* control, including recovery of native plant community composition.

assessed *Phragmites* abundance, vegetation cover, and community composition starting before treatments began and for 3 yr following treatments in five *Phragmites* stands that ranged from 0.04 to 0.8 ha in size. We tested whether 3 yr of treatment were able to eradicate *Phragmites* and increase the cover of native species. We also compared species composition in treated and uninvaded reference areas to assess plant community recovery following treatment. By comparing the responses across a range of infestation sizes, we can suggest conditions in which management goals are most likely to succeed and whether those conditions align with already established expectations regarding exotic species control (e.g., Quirion et al. 2018; Rejmánek and Pitcairn 2002).

Materials and Methods

Phragmites is capable of forming dense stands that decrease plant species richness and cover (Ailstock et al. 2001; Warren et al. 2001). Retrospective studies using historical aerial photographs have documented the replacement of plant communities dominated by cattail (*Typha* spp.) and saltmeadow cordgrass [*Spartina patens* (Aiton) Muhl.] by *Phragmites* (Wilcox et al. 2003; Winogron and Kiviat 1997). Attempts to remove established stands of *Phragmites* or control its spread employ a wide array of cultural, mechanical, and chemical methods (Hazelton et al. 2014; Marks et al. 1994). Herbicide application is the predominant technique used by managers (Hazelton et al. 2014; Martin and Blossley 2013) and is considered to be the most effective (Marks et al. 1994; Warren et al. 2001).

Study Site

We conducted our experiment in Ramshorn Marsh, an approximately 308-ha freshwater tidal wetland located on the west shore of the Hudson River, New York, USA (42° 12' N; 73° 51' W; Figure 1) (Alldred et al. 2016). This marsh contained five wetland plant communities: mudflat, *Typha* marsh, mixed marsh, *Phragmites*, and wooded swamp. The *Typha* and mixed marsh communities constituted 45 ha of the site and were dominated by narrowleaf cattail (*Typha angustifolia* L.), green arrow-arum [*Peltandra virginica* (L.) Raf. ex Schott], spotted touch-me-not (*Impatiens capensis* Meerb.), and single-veined

sweetflag (*Acorus calamus* L.). They also contained several statewide and regionally rare plant species, including northern beggarticks (*Bidens hyperborea* Greene) and swamp lousewort (*Pedicularis lanceolata* Michx.). Five *Phragmites* stands were present in the wetland before treatment and were surrounded by *Typha* and mixed marsh. They ranged in size from 0.04 to 0.8 ha, totaled 1.5 ha, and comprised ~3% of the emergent marsh area (Figure 1). The age of each infestation was not known, though the larger ones were visible in 1998 aerial photos, meaning they were established at least 12 yr before the start of treatment.

Phragmites Treatments and Sampling Design

The five *Phragmites* treatment stands were sprayed with a solution of glyphosate-based herbicide (AquaPro®, SePRO Corporation, Carmel, IN) plus an aquatic-approved surfactant (LI 700®, Loveland Products, Loveland, CO) in September 2010. Four of the five *Phragmites* stands (1 to 4) were treated from a vehicle-mounted spray system (Marsh Master, Coast Machinery, Baton Rouge, LA); the remaining stand was treated with a low-volume backpack sprayer due to access issues. The dead *Phragmites* stems were knocked down in the three largest stands (1 to 3) in spring 2011. Follow-up herbicide treatments were applied in all stands in September 2011 and 2012 via backpack sprayer using a 1% solution of AquaPro with surfactant. In 2012, all *Phragmites* stems were flagged and mapped before treatment in an attempt to treat 100% of the stems.

We assessed treatment efficacy and vegetation recovery by surveying in and adjacent to each *Phragmites* infestation. Pre-treatment surveying was performed in August 2009 and for 3 yr posttreatment in August in 2011 to 2013. Each year, we estimated percent cover of all plant species to the nearest 5% and counted the number of *Phragmites* stems in 10 to 12 randomly located 1-m² plots within the interior of each stand. The plot locations within each stand and year were chosen spatially using a generalized random tessellation stratified survey design (Kincaid and Olsen 2013). We did not distinguish between nodding beggarticks (*Bidens cernua* L.) and burmarigold [*Bidens laevis* (L.) Britton, Sterns & Poggenb.], as specimens from this marsh often had characteristics of both species. In 2013, we completed a *Phragmites* stem census covering the entirety of each stand.

Each year, we sampled outside the area of the initial *Phragmites* infestation to characterize a reference plant community for each stand. We located 10 equidistant points along the perimeter of each stand using Xtools Pro (v. 8.2; Data East, Novosibirsk, Russia) in ArcGIS (v. 10.0; Esri, Redlands, CA) and then established a 1-m² reference plot a random distance between 6 to 10 m away from that point in the nearest cardinal direction. This distance was chosen so as to reduce the possibility of non-target impacts to the vegetation from the herbicide application; evidence from community composition in plots 1 to 5 m away from treated patches (unpublished data) confirmed this assumption. Plots that fell within mudflat habitat were not sampled, as they were not representative of marsh habitat.

Plot locations and sampling data are available from the Dryad Digital Repository (Zimmerman et al. 2018).

Statistical Analysis

We calculated the mean number of live *Phragmites* stems, mean percent cover of native species, and mean percent cover of non-

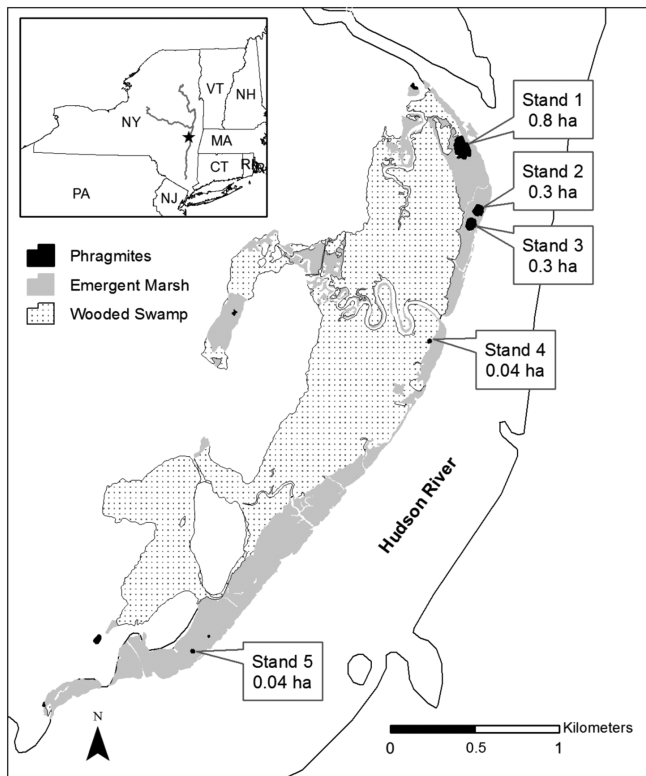


Figure 1. Locations of five *Phragmites* stands in Ramshorn Marsh along the Hudson River, NY. Community types—*Phragmites*, emergent marsh (e.g., *Typha* and mixed marsh), and wooded swamp—found at the site are indicated by shading. All treatments were done in the five *Phragmites* stands, and sampling was done in the *Phragmites* and emergent marsh habitats. Inset map depicts the location of the site within New York State.

Phragmites exotic species for each stand in each year. We tested for changes in each log-transformed dependent variable over time using separate repeated-measures analyses.

We assessed the recovery of native vegetation by comparing community composition in treated *Phragmites* stands with uninvaded neighboring reference plots before and after herbicide treatment. We calculated Euclidian distances for treated and reference plots in each stand in years 2009 and 2013, using percent of all species in each plot ('vegan' package of R). Euclidian distance was found to be the most effective of several distance methods in separating plots along a gradient of stand (RANKINDEX command in 'vegan'), and results using other methods did not yield qualitatively different results. These distances were plotted using nonmetric multidimensional scaling (NMDS). The final stress values of the 2009 and 2012 analyses were 0.146 and 0.139, respectively.

All analyses were performed using R (v. 3.4.2).

Results and Discussion

Conditions before Treatment Application

Before herbicide treatments began, *Phragmites* stem density ranged from 9.3 to 40.1 stems m^{-2} , while percent cover of native species ranged from 40.9 to 94.4 (Figure 2A and B). These two variables were strongly negatively correlated (Pearson's correlation coefficient = -0.91 , $t_3 = 4.0$, $P = 0.028$). Specifically, the three largest stands, 1, 2, and 3, had the highest *Phragmites*

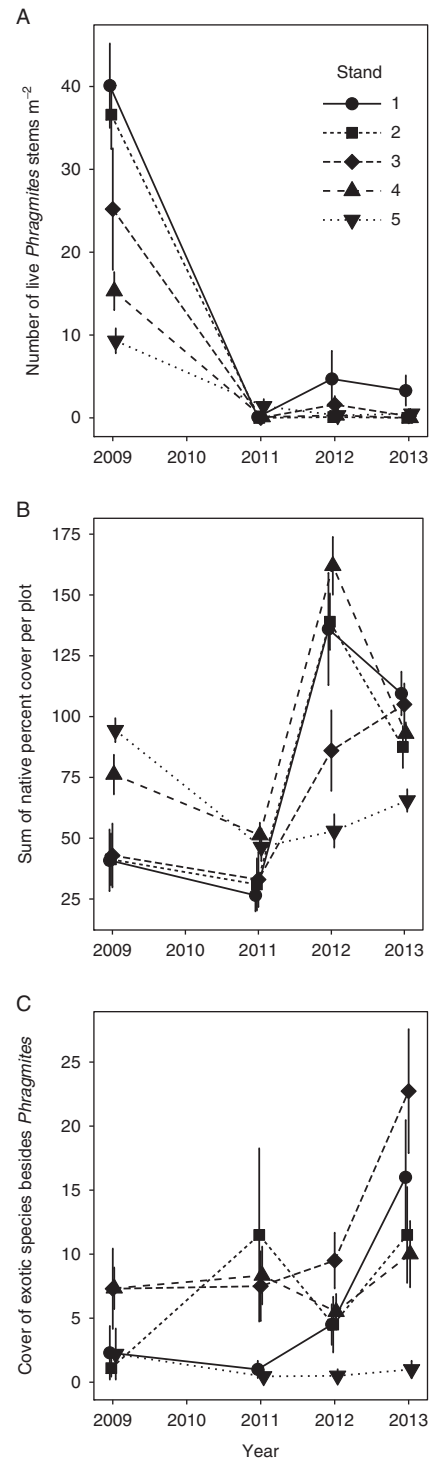


Figure 2. Responses of (A) *Phragmites* density (stems m^{-2}), (B) total native plant cover, and (C) total non-*Phragmites* exotic plant cover in each stand in 2009 (pretreatment) and 2011 to 2013. Each symbol is the mean (± 1 SE) of 10 to 12 plots ($1\text{-}m^2$) per stand.

density and the lowest percent native cover. Pretreatment cover of exotic species besides *Phragmites* was below 8% in all stands (Figure 2C).

NMDS analysis revealed sharply distinct communities in *Phragmites* stands versus reference stands in 2009, as invaded stands clustered to the left of the ordination space, while reference stands clustered to the right (Figure 3A). There was a further

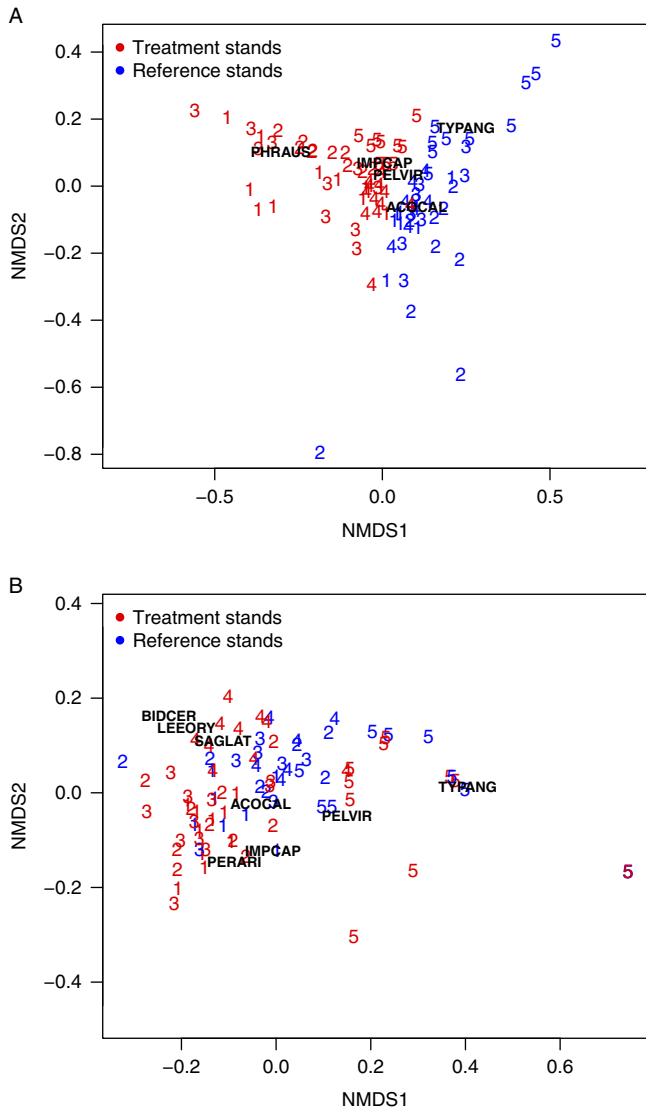


Figure 3. Nonmetric multidimensional scaling (NMDS) of Euclidian dissimilarity indices of (A) 2009 (pretreatment) and (B) 2013 vegetation composition in treatment (red) and reference (blue) areas. Stand number is indicated with the appropriate symbol. Dominant species in the analysis are shown by their six-letter code: ACOCAL, *Acorus calamus*; BIDCER, *Bidens cernua/laevis*; IMPCAP, *Impatiens capensis*; LEEORY, *Leersia oryzoides*; PELVIR, *Peltandra virginica*; PERARI, *Persicaria arifolia*; PHRAUS, *Phragmites australis*; SAGLAT, *Sagittaria latifolia*; TYPANG, *Typha angustifolia*.

breaking out of stands within the ordination space, as invaded areas of Stands 4 and 5 plotted more closely to reference stands than did invaded areas of Stands 1, 2, and 3. There were three distinct community types: one, dominated by *T. angustifolia* and *P. virginica*, was found mostly in reference areas of Stand 5; a second, dominated by *Phragmites*, was found exclusively in invaded areas of Stands 1, 2, and 3; and a third community type was dominated by *I. capensis*, *P. virginica*, and the nonnative *A. calamus*. Within this third community type, there was a further separation between invaded (to the left side of the ordination space in Figure 3A) and uninvaded reference areas (to the right in ordination space in Figure 3A) driven by the presence/absence of *Phragmites*.

Response of *Phragmites* to Treatments

Herbicide treatment had a dramatic negative effect on the density of live *Phragmites* stems (Figure 2A; repeated-measures ANOVA $F(3, 12)=94.2$; $P < 0.0001$). Stand-wide stem census counts revealed that overall stem density in 2013 was < 1.5 stems m^{-2} in all stands and was particularly low in Stands 4 and 5, with < 50 total stems detected per stand.

Effective *Phragmites* control to the point of eradication frequently requires at least several more years of treatment beyond the 3 yr we applied treatment (e.g., Lombard et al. 2012). *Phragmites* abundance was very low following treatment in all stands, but the prospects for successful eradication were lower for larger stands, where some small but dense *Phragmites* patches persisted even after 3 yr of control. Our results suggest that smaller stands (< 0.1 ha) that begin with lower stem density are easier to eliminate. Previous assessments of *Phragmites* control have reported successful reduction in *Phragmites* abundance, particularly in smaller stands (Martin and Blossey 2013; Quirion et al. 2018). However, the likelihood of eradication is strongly dependent on infestation size: Quirion et al. (2018) reported that the probability of eradication within 7 yr was 0.83 for stands of $0.34 m^2$, 0.26 for $45 m^2$, and only 0.02 for stands of more than $3,000 m^2$. The challenge in eradicating large stands has been reported elsewhere for *Phragmites* (Myers et al. 2009) and other exotic plants (Rejmánek and Pitcairn 2002; Taylor and Hastings 2004).

Community Response to Treatments

The total percent cover of native species in the treated marsh increased from pretreatment (2009) through the following 3 yr that *Phragmites* was removed (Figure 2B; repeated-measures ANOVA $F(3, 12)=7.3$; $P=0.005$). In 2013, total native cover per plot ranged from 65.5 to 109.5. The increase in native cover from 2009 to 2013 was particularly great in Stands 1, 2, and 3, which were larger and had the highest *Phragmites* density and lowest native cover before treatments began; their native cover doubled during the course of the study (Figure 2B). Cover of exotic species besides *Phragmites* increased significantly from 2009 to 2013 (Figure 2C, repeated measures ANOVA $F(3,12)=5.0$; $P=0.018$). This effect was driven by changes in Stands 1 to 3, where non-*Phragmites* exotic cover more than tripled; their cover remained largely unchanged in Stands 4 and 5. Exotic species that increased in cover included *A. calamus*, yellow iris (*Iris pseudacorus* L.), and purple loosestrife (*Lythrum salicaria* L.).

After 3 yr of herbicide treatment, the sharp differences in community composition that were evident in 2009 had mostly disappeared. Treated and reference stands occupied similar ordination space, except for a cluster of treated plots in the larger Stands 1, 2, and 3 that were dominated by rice cutgrass [*Leersia oryzoides* (L.) Sw.] and common arrowhead (*Sagittaria latifolia* Willd.) plus the *B. cernua/laevis* complex (left side of Figure 3B). These species are primarily early-successional species that respond quickly to disturbed habitat. Both treatment and reference plots in Stand 5 were strongly associated with the *Typha*–*Peltandra* community identified in 2009 and plotted to the right of Figure 3B. The center of the NMDS ordination included a mixture of treatment and reference plots of mostly Stands 3 and 4, characterized by such species as *I. capensis*, *A. calamus*, and halberd-leaved tearthumb [*Persicaria arifolia* (L.) Haroldson].

Relatively few studies have previously documented the influence of *Phragmites* control on native species composition (Hazelton et al. 2014), but those that did reported outcomes resembling the responses we observed in the larger stands. Martin and Blossey (2013) surveyed managers with respect to their restoration goals and outcomes and found that although some believed that management had increased the frequency or number of native species, few reported that management successfully restored preinvasion plant communities similar to what we saw in smaller stands. Farnsworth and Meyerson (1999) reported that *L. oryzoides* and purple-stemmed beggarticks (*Bidens connata* Muhl. ex Willd.) were dominant 1 and 2 yr after *Phragmites* control treatments in a freshwater tidal wetland along the Connecticut River. Carlson et al. (2009) found that *B. cernua* increased after *Phragmites* control in a nontidal wetland, as we did.


Synthesis: Effect of Herbicide Treatments on Community Composition

Three years of herbicide treatment led to a substantial decrease in *Phragmites* abundance and a recovery of the native plant community in all stands. In small stands, the community composition converged to resemble uninvaded reference ecosystems during the 3 yr of treatment. Meanwhile, native species cover in the large stands more than doubled as early-successional species colonized openings created by the loss of *Phragmites*. Other nonnative species also increased in cover following *Phragmites* removal in the larger stands, but they likely had less of an impact on community structure—for example, productivity and plant height—than would dense stands of *Phragmites* (Gagnon et al. 2015; Lavoie 2010). Though there are concerns in the literature about the environmental fate of glyphosate and surfactants used in this study (e.g., Battaglin et al. 2014), chemical treatment was able to achieve the broad management goals set out at the start of the project.

Our results suggest that successful management and recovery of native biodiversity was more likely in smaller stands than larger stands. A number of *Phragmites* stems persisted in the larger stands even after 3 yr of treatment, to a much greater degree than in the smaller stands. Meanwhile, when we compared community composition of restored versus reference ecosystems, a common metric for assessing restoration success (e.g., Holl 2002; Matthews and Spyreas 2010; McDonald et al. 2016; Ruiz-Jaen and Mitchell Aide 2005), we saw more evidence of successful community recovery in smaller stands than larger ones. The larger Stands 1, 2, and 3 were mostly missing species characteristic of uninvaded habitat, while the species composition of the smaller Stands 4 and 5 converged toward that of reference ecosystems. Our findings are largely consistent with other studies that have found that exotic species control is more feasible in smaller stands than larger ones (Quirion et al. 2018; Rejmánek and Pitcairn 2002).

We caution, however, that this study reports responses within a relatively short time period relative to the longevity of the plant species and dynamics of tidal marsh ecosystems. We acknowledge that community composition in treated stands will likely continue to change beyond the initial responses we document here. Over time, the community in the larger stands could more closely resemble uninvaded tidal marsh habitat found in the reference areas (e.g., Matthews and Endress 2010). We hope that future studies will advance our understanding of marshlands' responses to exotic species removal even further.

Given that exotic plant control is often undertaken with the specific goal of improving native plant biodiversity (Denslow and D'Antonio 2005; Martin and Blossey 2013), more effort should be given to assessing the responses of the plant community and ecosystem processes (Hazelton et al. 2014). Such responses are likely to be highly context dependent, even within a single habitat or target species. Habitat managers' ability to plan and design successful control strategies would greatly benefit from a wider foundation of studies that quantify the whole-community effects of exotic plant control.

Author ORCID.  Jeffrey D. Corbin, <https://orcid.org/0000-0002-3377-5916>.

Acknowledgments. This project was funded by the Hess Corporation and is an Environmental Benefits Project. It would not have been possible without the collaboration of Audubon New York and Scenic Hudson and without the assistance of their preserve managers: Larry Federman and Dan Sorenson. Roger Hoerl provided statistical guidance. Stuart Findlay, Troy Weldy, Jason Bried, Claude Lavoie, and two anonymous reviewers offered thoughtful comments on this article. Finally, we would especially like to thank all the interns and staff who assisted with the field data collection. No conflicts of interest have been declared.

References

- Abella SR (2014) Effectiveness of exotic plant treatments on National Park Service lands in the United States. *Invasive Plant Sci Manag* 7:147–163
- Ailstock MS, Norman CM, Bushmann PJ (2001) Common reed *Phragmites australis*: control and effects upon biodiversity in freshwater nontidal wetlands. *Restor Ecol* 9:49–59
- Allred M, Baines SB, Findlay S (2016) Effects of invasive-plant management on nitrogen-removal services in freshwater tidal marshes. *PLoS ONE* 11: e0149813
- Battaglin WA, Meyer MT, Kuivila KM, Dietze JE (2014) Glyphosate and its degradation product AMPA occur frequently and widely in U.S. soils, surface water, groundwater, and precipitation. *J Am Water Resour Assoc* 50:275–290
- Carlson ML, Kowalski KP, Wilcox DA (2009) Promoting species establishment in a *Phragmites*-dominated Great Lakes coastal wetland. *Nat Areas J* 29:263–280
- Case EJ, Harrison S, Cornell HV (2016) After an invasion: understanding variation in grassland community recovery following removal of a high-impact invader. *Biol Invasions* 18:371–380
- DeMeester JE, Richter DD (2010) Restoring restoration: removal of the invasive plant *Microstegium vimineum* from a North Carolina wetland. *Biol Invasions* 12:781–793
- Denslow JS, D'Antonio CM (2005) After biocontrol: assessing indirect effects of insect releases. *Biol Control* 35:307–318
- Farnsworth EJ, Meyerson LA (1999) Species composition and inter-annual dynamics of a freshwater tidal plant community following removal of the invasive grass, *Phragmites australis*. *Biol Invasions* 1:115–127
- Gagnon LN, Gauthier G, Lavoie C (2015) Effect of the invasive common reed on the abundance, richness and diversity of birds in freshwater marshes. *Anim Conserv* 18:32–43
- González E, Sher AA, Anderson RM, Bay RF, Bean DW, Bissonnette GJ, Bourgeois B, Cooper DJ, Dohrenwend K, Eichhorst KD, El Waer H, Kennard DK, Harms-Weissinger R, Henry AL, Makarick LJ, Ostojka SM, Reynolds LV, Robinson WW, Shafroth PB (2017) Vegetation response to invasive *Tamarix* control in southwestern U.S. rivers: a collaborative study including 416 sites. *Ecol Appl* 27:1789–1804
- Hazelton ELG, Mozdzer TJ, Burdick DM, Kettinger KM, Whigham DF (2014) *Phragmites australis* management in the United States: 40 years of methods and outcomes. *AoB Plants* 6:plu001
- Holl KD (2002) Long-term vegetation recovery on reclaimed coal surface mines in the eastern USA. *J Appl Ecol* 39:960–970

- Kettenring KM, Adams CR (2011) Lessons learned from invasive plant control experiments: a systematic review and meta-analysis. *J Appl Ecol* 48:970–979
- Kincaid TM, Olsen AR (2013) *spsurvey: Spatial Survey Design and Analysis*. R Package v. 2.6. <https://cran.r-project.org/web/packages/spsurvey/index.html>. Accessed: May 1, 2013
- Lavoie C (2010) Should we care about purple loosestrife? The history of an invasive plant in North America. *Biol Invasions* 12:1967–1999
- Lombard KB, Tomassi D, Ebersole J (2012) Long-term management of an invasive plant: lessons from seven years of *Phragmites australis* control. *Northeast Nat* 19:181–193
- Luken JO, Kuddes LM, Tholemeier TC (1997) Response of understory species to gap formation and soil disturbance in *Lonicera maackii* thickets. *Restor Ecol* 5:229–235
- Lyons JE, Runge MC, Laskowski HP, Kendall WL (2008) Monitoring in the context of structured decision-making and adaptive management. *J Wildl Manage* 72:1683–1692
- Marks M, Lapin B, Randall J (1994) *Phragmites australis* (*P. communis*): threats, management and monitoring. *Nat Areas J* 14:285–294
- Martin LJ, Blossey B (2013) The runaway weed: costs and failures of *Phragmites australis* management in the USA. *Estuaries Coast* 36:626–632
- Matthews JW, Endress AG (2010) Rate of succession in restored wetlands and the role of site context. *Appl Veg Sci* 13:346–355
- Matthews JW, Spyreas G (2010) Convergence and divergence in plant community trajectories as a framework for monitoring wetland restoration progress. *J Appl Ecol* 47:1128–1136
- McDonald T, Gann G, Jonson J, Dixon K (2016) *International Standards for the Practice of Ecological Restoration—Including Principles and Key Concepts*. Washington, DC: Society for Ecological Restoration
- Myers R, Heffernan K, Clarke P, Field D (2009) Management and education to control *Phragmites* on the seaside of Virginia's Eastern Shore. Final Report for Year Six of the Seaside Heritage Program Submitted to USDC National Oceanic and Atmospheric Administration. Richmond, VA: Virginia Department of Conservation and Recreation, Division of Natural Heritage Technical Report no. 09-05
- Nichols JD, Williams BK (2006) Monitoring for conservation. *Trends Ecol Evol* 21:668–673
- Ogden JAE, Rejmánek M (2005) Recovery of native plant communities after the control of a dominant invasive plant species, *Foeniculum vulgare*: implications for management. *Biol Conserv* 125:427–439
- Quirion B, Simek Z, Dávalos A, Blossey B (2018) Management of invasive *Phragmites australis* in the Adirondacks: a cautionary tale about prospects of eradication. *Biol Invasions* 20:59–73
- Reid AM, Morin L, Downey PO, French K, Virtue JG (2009) Does invasive plant management aid the restoration of natural ecosystems? *Biol Conserv* 142:2342–2349
- Rejmánek M, Pitcairn M (2002) When is eradication of exotic pest plants a realistic goal? Pages 249–253 in Veitch CR, Clout MN, eds. *Turning the Tide: The Eradication of Invasive Species*. Gland, Switzerland: IUCN
- Rinella MJ, Maxwell BD, Fay PK, Weaver T, Sheley RL (2009) Control effort exacerbates invasive-species problem. *Ecol Appl* 19:155–162
- Ruiz-Jaen MC, Mitchell Aide T (2005) Restoration success: how is it being measured? *Restor Ecol* 13:569–577
- Simberloff D (2012) Risks of biological control for conservation purposes. *BioControl* 57:263–276
- Taylor CM, Hastings A (2004) Finding optimal control strategies for invasive species: a density-structured model for *Spartina alterniflora*. *J Appl Ecol* 41:1049–1057
- Thomas MB, Reid AM (2007) Are exotic natural enemies an effective way of controlling invasive plants? *Trends Ecol Evol* 22:447–453
- Turner PJ, Scott JK, Spafford H (2008) The ecological barriers to the recovery of bridal creeper (*Asparagus asparagoides* (L.) Druce) infested sites: impacts on vegetation and the potential increase in other exotic species. *Austral Ecol* 33:713–722
- Warren RS, Fell PE, Grimsby JL, Buck EL, Rilling GC, Fertik RA (2001) Rates, patterns, and impacts of *Phragmites australis* expansion and effects of experimental *Phragmites* control on vegetation, macroinvertebrates, and fish within tidelands of the lower Connecticut River. *Estuaries* 24:90–107
- Wilcox KL, Petrie SA, Maynard LA, Meyer SW (2003) Historical distribution and abundance of *Phragmites australis* at Long Point, Lake Erie, Ontario. *J Great Lakes Res* 29:664–680
- Winogron HG, Kiviat E (1997) Invasion of *Phragmites australis* in the tidal marshes of the Hudson River. Section VI in Nieder WC and Waldman JR, eds. *Final Reports of the Tibor T. Polgar Fellowship Program, 1996*. Hudson Valley, NY: Hudson River Foundation
- Zavaleta ES, Hobbs RJ, Mooney HA (2001) Viewing invasive species removal in a whole-ecosystem context. *Trends Ecol Evol* 16:454–459
- Zimmerman CL, Shirer R, Corbin JD (2018) Native plant recovery following three years of common reed (*Phragmites australis*) control. *Dryad Digital Repository*. doi: 10.5061/dryad.63227hg. Accessed: September 28, 2018