

Radiative decay of the nonlinear oscillations of an adiabatic spherical bubble at small Mach number

Warren R. Smith^{1,†} and Qianxi Wang^{1,†}

¹School of Mathematics, University of Birmingham, Edgbaston, Birmingham B15 2TT, UK

(Received 16 May 2017; revised 31 July 2017; accepted 7 September 2017;
first published online 19 December 2017)

A theoretical study is carried out for bubble oscillation in a compressible liquid with significant acoustic radiation based on the Keller–Miksis equation using a multi-scaled perturbation method. The leading-order analytical solution of the bubble radius history is obtained to the Keller–Miksis equation in a closed form including both compressible and surface tension effects. Some important formulae are derived including: the average energy loss rate of the bubble system for each cycle of oscillation, an explicit formula for the dependence of the oscillation frequency on the energy, and an implicit formula for the amplitude envelope of the bubble radius as a function of the energy. Our theory shows that the frequency of oscillation does not change on the inertial time scale at leading order, the energy loss rate on the long compressible time scale being proportional to the Mach number. These asymptotic predictions have excellent agreement with experimental results and the numerical solutions of the Keller–Miksis equation over very long times. A parametric analysis is undertaken using the above formula for the energy of the bubble system, frequency of oscillation and minimum/maximum bubble radii in terms of the dimensionless initial pressure of the bubble gases (or, equivalently, the dimensionless equilibrium radius), Weber number and polytropic index of the bubble gas.

Key words: bubble dynamics, drops and bubbles

1. Introduction

Bubble dynamics is a classical field associated with wide and important applications in science and technology (Young 1989; Leighton 1994; Brennen 2013). Its study was started in 1917 by Lord Rayleigh during his work with the Royal Navy to investigate cavitation damage on ship propellers. Over several decades his work was refined and developed by Plesset, Prosperetti and others (Plesset & Prosperetti 1977; Tomita & Shima 1977; Vokurka 1986; Feng & Leal 1997; Prosperetti 2004; Zhang & Li 2012). The resulting equation, known as the Rayleigh–Plesset equation, models the oscillations of a gas-filled spherical cavity in an infinite incompressible liquid. Gilmore (1952) was the first to incorporate sound radiation into the liquid from the oscillating bubble. Keller & Miksis (1980) also incorporated sound radiation from the oscillating bubble, leading to a more popular model, the Keller–Miksis equation.

† Email addresses for correspondence: W.Smith@bham.ac.uk, Q.X.Wang@bham.ac.uk

Both the Rayleigh–Plesset equation and the Keller–Miksis equation are nonlinear and therefore are often analysed numerically (see, for example, Lauterborn & Kurz 2010). However, in recent years, approximate analytical solutions have been sought to these equations, since analytical analysis is a powerful tool for improved understanding of the qualitative behaviour and trends of phenomena.

Obreschkow, Bruderer & Farhat (2012) derived accurate explicit analytical approximate solutions of the Rayleigh equation for the collapse of an empty spherical bubble. Amore & Fernández (2013) developed a rigorous justification and explanation for the remarkable accuracy of these approximations. Kudryashov & Sinelshchikov (2014) found an implicit analytical solution to the Rayleigh equation for an empty bubble (in terms of the hypergeometric function) and for a gas-filled bubble (in terms of the Weierstrass elliptic function). Mancas & Rosu (2016) obtained the parametric rational Weierstrass periodic solutions using the connection between the Rayleigh–Plesset equation and Abel’s equation. Van Gorder (2016) made a theoretical study for N -dimensional bubbles with arbitrary polytropic index of the bubble gas.

Both viscous and compressible effects are neglected in the above theoretical studies. However the viscous effects are significant for microbubbles (Smith & Wang 2017) and the compressible effects are essential for inertial collapse of bubbles (Leighton 1994; Lauterborn & Kurz 2010). Compressible effects were studied by Shapiro & Weinstein (2011) and Costin, Tanveer & Weinstein (2013), in the linearized approximation. In particular, they proved that the amplitude of bubble oscillation decays exponentially, in the form $e^{-\Gamma t}$, $\Gamma > 0$, as time advances. Furthermore the decay rate parameter Γ was derived in terms of the Mach number and the Weber number.

We will study bubble oscillation at large amplitude with significant nonlinear compressible effects, which is associated with the loss of energy of a bubble system due to acoustic radiation to the far field (Prosperetti & Lezzi 1986; Lezzi & Prosperetti 1987; Fuster, Dopazo & Hauke 2011; Wang 2013, 2016). We will investigate the decay of large-amplitude bubble oscillation, to evaluate the time histories of the energy, frequency and maximum and minimum radii of an oscillating bubble. Inertial bubble dynamics is associated with important applications such as cavitation damage to pumps, turbines and propellers (Young 1989; Duncan & Zhang 1991; Zhang, Duncan, & Chahine 1993; Brennen 2013) and underwater explosions (Wang 2013; Zhang *et al.* 2015). Ultrasound-driven microbubbles are widely used in biomedical technology (Klaseboer *et al.* 2007; Wang & Blake 2010, 2011; Wang & Manmi 2014; Wang, Manmi & Liu 2015), sonochemistry (Suslick & Crum 1997) and ultrasonic cavitation cleaning (Ohl *et al.* 2006).

Compressible bubble dynamics can be described approximately by a short time scale associated with inertial oscillation and a long time scale associated with acoustic radiation damping, and is thus analysed using the multi-scaled perturbation method of Kuzmak (1959) and Luke (1966), which was developed for studying nonlinear oscillations and the nonlinear dispersive wave problems. This asymptotic method has successfully determined the decay rate of large-amplitude oscillations of an incompressible viscous drop (Smith 2010), a generalization of the Landau equation for travelling waves in two-dimensional plane Poiseuille flow (Smith & Wissink 2015) and necessary conditions for the invariant manifold of the turbulent attractor in two-dimensional Kolmogorov flow (Smith & Wissink 2017). It is particularly suitable for the multi-scaled nonlinear oscillations which occur in fluid mechanics.

The remainder of the paper is organized as follows. The mathematical model for the radiative decay of bubble oscillations is described in §2. In §3, the

Keller–Miksis equation is analysed using a multi-scaled method with a short time scale associated with inertial oscillation and a long time scale with radiation damping. The leading-order problem is solved analytically on the inertial oscillation time scale. In §4, the analytical solutions are firstly compared with the numerical solutions of the Keller–Miksis equation and experimental observations. A parametric analysis is then carried out with the above theory for the energy of the bubble system, frequency and amplitude of oscillation in terms of the dimensionless initial pressure of the bubble gases, Weber number and polytropic index of the bubble gas. Finally, in §5, this study is summarized and the key outcomes are identified.

2. Mathematical model

We study the Keller–Miksis equation for a spherical gas bubble in a compressible liquid under adiabatic conditions

$$\left(1 - \frac{1}{c} \frac{d\bar{R}}{d\bar{t}}\right) \bar{R} \frac{d^2\bar{R}}{d\bar{t}^2} + \frac{3}{2} \left(\frac{d\bar{R}}{d\bar{t}}\right)^2 \left(1 - \frac{1}{3c} \frac{d\bar{R}}{d\bar{t}}\right) = \left(1 + \frac{1}{c} \frac{d\bar{R}}{d\bar{t}}\right) \frac{\bar{p}_l}{\rho} + \frac{\bar{R}}{\rho c} \frac{d\bar{p}_l}{d\bar{t}}, \quad (2.1)$$

in which \bar{p}_l is the pressure of liquid at the bubble surface and given as follows

$$\bar{p}_l = \bar{p}_{g0} \left(\frac{\bar{R}_{max}}{\bar{R}}\right)^{3\kappa} - \frac{2\sigma}{\bar{R}} - (\bar{p}_\infty - \bar{p}_v) - \frac{4\mu}{\bar{R}} \frac{d\bar{R}}{d\bar{t}}, \quad (2.2)$$

where $\bar{R}(\bar{t})$ is the spherical bubble radius at time \bar{t} , c is the speed of sound in the liquid, \bar{R}_{max} the initial maximum bubble radius, ρ the liquid density, \bar{p}_∞ the hydrostatic pressure of the liquid, \bar{p}_v the vapour pressure of the liquid, \bar{p}_{g0} the initial pressure of the bubble gases, $\kappa > 1$ the polytropic index, σ the surface tension and μ the liquid viscosity.

The Keller–Miksis equation (2.1) is well established and its advantages and limitations have been widely discussed in the literature. Among the limitations, it is well known that it has problems capturing all the damping mechanisms occurring during the collapse, which is translated into an over-estimation of the amplitude of the rebound intensity for very intense collapses.

Equation (2.1) is scaled using $\bar{R} = \bar{R}_{max}R$ and $\bar{t} = \bar{R}_{max}t/U$, where

$$\Delta = \bar{p}_\infty - \bar{p}_v, \quad U = \sqrt{\frac{\Delta}{\rho}}, \quad (2.3a,b)$$

in which Δ is the characteristic pressure of the liquid and U is a reference velocity. The dimensionless Keller–Miksis equation takes the form

$$\left(1 - \epsilon \frac{dR}{dt}\right) R \frac{d^2R}{dt^2} + \frac{3}{2} \left(\frac{dR}{dt}\right)^2 \left(1 - \frac{\epsilon}{3} \frac{dR}{dt}\right) = \left(1 + \epsilon \frac{dR}{dt}\right) p_l + \epsilon R \frac{dp_l}{dt}, \quad (2.4)$$

in which

$$p_l = \frac{p_{g0}}{R^{3\kappa}} - \frac{2}{WeR} - 1 - \frac{4}{ReR} \frac{dR}{dt}, \quad (2.5)$$

where

$$Re = \frac{\rho U \bar{R}_{max}}{\mu}, \quad We = \frac{\bar{R}_{max} \Delta}{\sigma}, \quad p_{g0} = \frac{\bar{p}_{g0}}{\Delta} < 1, \quad \epsilon = \frac{U}{c} \quad (2.6a-d)$$

are the large Reynolds number, the Weber number, the dimensionless initial pressure of the bubble gases and the small Mach number, respectively. For convenience, we choose the initial time at the maximum bubble radius \bar{R}_{max} . The initial conditions are

$$R(0) = 1, \quad \frac{dR}{dt}(0) = 0. \quad (2.7a,b)$$

With the choice of the maximum radius \bar{R}_{max} as the reference length, the initial conditions become (2.7). The essential independent dimensionless parameters for the system are limited to four parameters: the Mach number ϵ , the dimensionless minimum pressure p_{g0} of the bubble at the maximum radius during the first cycle, the polytropic index κ of the bubble gas and the Weber number We . The analysis is thus simplified using this combination of the initial conditions and dimensionless parameters.

The dimensionless equilibrium radius R_{eq} is defined by $R_{eq} = \bar{R}_{eq}/\bar{R}_{max}$, where \bar{R}_{eq} is the dimensional equilibrium radius which is more easily measured in experiments than the dimensionless initial pressure of the bubble gases p_{g0} . These quantities are linked via the equation

$$p_{g0} = R_{eq}^{3\kappa} \left\{ 1 + \frac{2}{WeR_{eq}} \right\}. \quad (2.8)$$

After multiplying by $2R^2 dR/dt$, equation (2.4) can be rewritten in the form

$$\frac{dE}{dt} = R^2 \frac{dR}{dt} \left[\epsilon F - \frac{4}{ReR} \frac{dR}{dt} + O\left(\frac{\epsilon}{Re}\right) \right], \quad (2.9)$$

in which

$$F = R \frac{dR}{dt} \frac{d^2R}{dt^2} + \frac{1}{2} \left(\frac{dR}{dt} \right)^3 + \frac{dR}{dt} \left(\frac{p_{g0}}{R^{3\kappa}} - \frac{2}{WeR} - 1 \right) + R \frac{d}{dt} \left(\frac{p_{g0}}{R^{3\kappa}} - \frac{2}{WeR} \right), \quad (2.10)$$

where the energy of a bubble system $E(t)$ is defined as follows

$$E(t) = \frac{1}{2} R^3 \left(\frac{dR}{dt} \right)^2 + \frac{p_{g0}}{3(\kappa - 1)} R^{-3(\kappa-1)} + \frac{1}{3} R^3 + \frac{R^2}{We}. \quad (2.11)$$

The first term on the right-hand side of (2.11) is associated with the kinetic energy of the surrounding liquid, the second and third terms the potential energy of the bubble gas and the last term the potential energy associated with surface tension at the interface. The kinetic energy of the gas is negligible since the density of gases is usually three orders of magnitude smaller than that of liquids. The initial condition for energy is

$$E(0) = \frac{p_{g0}}{3(\kappa - 1)} + \frac{1}{3} + \frac{1}{We}. \quad (2.12)$$

Henceforth, we assume that $1/Re \ll \epsilon \ll 1$, so that compressibility effects dominate viscous effects.

3. Strongly nonlinear analysis

The damped oscillations of a bubble in a compressible Newtonian fluid are modelled using two time scales. The bubble radius R varies significantly over a time scale corresponding to the period $2\pi/\omega$ of inertial oscillation, where the (angular) frequency is ω . The period (or frequency) and the minimum/maximum bubble radii change on a time scale of the order of the reciprocal of the Mach number $1/\epsilon$ associated with compressibility. We therefore introduce two time variables t_i and t_c associated with the inertial and compressible time scales (Kuzmak 1959; Kevorkian & Cole 1981; Smith 2005), respectively,

$$\frac{dt_i}{dt} = \omega, \quad (3.1a)$$

$$t_c = \epsilon t, \quad (3.1b)$$

$$\frac{d}{dt} = \omega \frac{\partial}{\partial t_i} + \epsilon \frac{\partial}{\partial t_c}, \quad (3.1c)$$

where the (angular) frequency of oscillation ω needs to be chosen so that, in terms of t_i , the period of oscillation of the leading-order solution is independent of t_c . The period on this t_i scale is then an arbitrary constant which we specify to be 2π without loss of generality. In other words, the leading-order solution is periodic in t_i , with period precisely 2π , so that the changes in the frequency of the original problem are accounted for by determining a separate equation for ω below.

Using (3.1c), the Keller–Miksis equation (2.4) becomes

$$\begin{aligned} R \left(\omega^2 \frac{\partial^2 R}{\partial t_i^2} + 2\epsilon\omega \frac{\partial^2 R}{\partial t_i \partial t_c} + \epsilon \frac{d\omega}{dt_c} \frac{\partial R}{\partial t_i} + \epsilon^2 \frac{\partial^2 R}{\partial t_c^2} \right) + \frac{3}{2} \left(\omega \frac{\partial R}{\partial t_i} + \epsilon \frac{\partial R}{\partial t_c} \right)^2 \\ = \frac{p_{g0}}{R^{3\kappa}} - \frac{2}{WeR} - 1 + \epsilon F - \frac{4\omega}{ReR} \frac{\partial R}{\partial t_i} + O\left(\frac{\epsilon}{Re}\right). \end{aligned} \quad (3.2)$$

We introduce an expansion for the bubble radius of the form

$$R \sim R_0(t_i, t_c) + \epsilon R_1(t_i, t_c), \quad F \sim F_0(t_i, t_c), \quad (3.3a,b)$$

as $\epsilon \rightarrow 0$. At leading order in (3.2) we obtain

$$\omega^2 R_0 \frac{\partial^2 R_0}{\partial t_i^2} + \frac{3}{2} \omega^2 \left(\frac{\partial R_0}{\partial t_i} \right)^2 = \frac{p_{g0}}{R_0^{3\kappa}} - \frac{2}{WeR_0} - 1. \quad (3.4)$$

We also introduce an expansion for the energy of the bubble system of the form

$$E \sim E_0(t_c) + \epsilon E_1(t_i, t_c), \quad (3.5)$$

where the dependence of E_0 only on t_c and

$$E_0(t_c) = \frac{1}{2} \omega^2 R_0^3 \left(\frac{\partial R_0}{\partial t_i} \right)^2 + \frac{p_{g0} R_0^{-3(\kappa-1)}}{3(\kappa-1)} + \frac{R_0^3}{3} + \frac{R_0^2}{We} \quad (3.6)$$

follow from (2.9) and (2.11), respectively. The energy of a transient bubble system decreases during a very short period of time at the end of the collapse due to acoustic radiation (Wang 2016). In the present approach, we consider the loss of the average

energy for each cycle of oscillation rather than the transient time history of the energy during that cycle. It is shown in (3.5) that the average energy of a bubble system changes on the long compressible time scale of the order $1/\epsilon$. We also show subsequently that the period of the oscillation, maximum and minimum bubble radii all change on the long compressible time scale of the order $1/\epsilon$.

Equation (3.4) is readily integrated to yield

$$Q^2 = \omega^2 \left(\frac{\partial R_0}{\partial t_i} \right)^2 = \frac{1}{R_0^3} \left\{ -\frac{2p_{g0}R_0^{-3(\kappa-1)}}{3(\kappa-1)} - \frac{2R_0^2}{We} - \frac{2R_0^3}{3} + 2E_0(t_c) \right\}, \tag{3.7}$$

where

$$Q = \omega \frac{\partial R_0}{\partial t_i} = \pm \sqrt{\frac{1}{R_0^3} \left\{ -\frac{2p_{g0}R_0^{-3(\kappa-1)}}{3(\kappa-1)} - \frac{2R_0^2}{We} - \frac{2R_0^3}{3} + 2E_0(t_c) \right\}}. \tag{3.8}$$

The collapse stage from the maximum bubble radius to the minimum bubble radius corresponds to the negative sign and the expansion stage from the minimum bubble radius to the maximum bubble radius corresponds to the positive sign.

An oscillating bubble attains its maximum or minimum when $\partial R_0/\partial t_i = 0$. Using (3.7), the maximum radius $R_{max}(E_0, p_{g0}, \kappa, We)$ and the minimum bubble radius $R_{min}(E_0, p_{g0}, \kappa, We)$ are defined to be two successive roots of

$$g(R_0, E_0, p_{g0}, \kappa, We) \equiv -\frac{2p_{g0}R_0^{-3(\kappa-1)}}{3(\kappa-1)} - \frac{2R_0^2}{We} - \frac{2R_0^3}{3} + 2E_0 = 0 \tag{3.9}$$

such that $g(R_0, E_0, p_{g0}, \kappa, We) > 0$ for $0 < R_{min} < R_0 < R_{max}$.

We note that Q is an odd function of t_i from (3.8) and it follows that R_0 is an even function of t_i . Thus, the dependence of R_0 and Q on t_i are fully determined if they are specified on half a period of oscillation. The half-period corresponding to the collapse stage is adopted. More precisely, if we denote $t_i = -\Psi$ at the maximum bubble radius $R_0 = R_{max}$, then $t_i = \pi - \Psi$ at the minimum bubble radius $R_0 = R_{min}$, in which $\Psi(t_c)$ is the phase shift. Therefore, the leading-order solution Q for $t_i + \Psi(t_c) \in (0, \pi)$ or the collapse stage is

$$Q = \omega \frac{\partial R_0}{\partial t_i} = -\sqrt{\frac{1}{R_0^3} g(R_0, E_0, p_{g0}, \kappa, We)}. \tag{3.10}$$

The corresponding leading-order solution R_0 is obtained by integrating (3.10) from $t_i = -\Psi$, at the maximum bubble radius $R_0 = R_{max}$, to $t_i < \pi - \Psi$ as follows

$$\begin{aligned} & \int_{R_{max}(E_0, p_{g0}, \kappa, We)}^{R_0} \frac{-\sqrt{\hat{R}^3} d\hat{R}}{\sqrt{g(\hat{R}, E_0, p_{g0}, \kappa, We)}} \\ &= \frac{1}{\omega(E_0, p_{g0}, \kappa, We)} \int_{-\Psi(t_c)}^{t_i} d\hat{t} = \frac{1}{\omega(E_0, p_{g0}, \kappa, We)} (t_i + \Psi(t_c)). \end{aligned} \tag{3.11}$$

Otherwise, if $t_i + \Psi(t_c) \notin (0, \pi)$, then R_0 and Q may be calculated using the parity and periodicity properties

$$R_0(t_i + \Psi, t_c) = R_0(2\pi - (t_i + \Psi), t_c), \quad Q(t_i + \Psi, t_c) = -Q(2\pi - (t_i + \Psi), t_c), \tag{3.12a,b}$$

$$R_0(t_i + \Psi, t_c) = R_0(t_i + \Psi - 2n\pi, t_c), \quad Q(t_i + \Psi, t_c) = Q(t_i + \Psi - 2n\pi, t_c), \quad (3.12c,d)$$

for any integer n . We thus specify the phase shift Ψ by taking R_0 to be even (and Q to be odd) about $t_i + \Psi = n\pi$, with $Q < 0$ for $0 < t_i + \Psi < \pi$. We may then express ω in terms of $E_0(t_c)$, p_{g0} , κ and We via

$$\omega(E_0, p_{g0}, \kappa, We) \int_{R_{min}(E_0, p_{g0}, \kappa, We)}^{R_{max}(E_0, p_{g0}, \kappa, We)} \frac{\sqrt{\hat{R}^3} d\hat{R}}{\sqrt{g(\hat{R}, E_0, p_{g0}, \kappa, We)}} = \pi. \quad (3.13)$$

If the Mach number is set to zero and the Reynolds number is set to infinity, then the Rayleigh collapse problem is exactly recovered in the first half-period of the analysis above. The energy $E_0(t_c)$ of the bubble system and the phase shift $\Psi(t_c)$ remain to be determined. The secularity conditions to derive $E_0(t_c)$ will be obtained from the equation for R_1 in § 3.1.

3.1. The first correction

At next order in (3.2) we have

$$\begin{aligned} \omega^2 R_0 \frac{\partial^2 R_1}{\partial t_i^2} + 3\omega^2 \frac{\partial R_0}{\partial t_i} \frac{\partial R_1}{\partial t_i} + \left(\omega^2 \frac{\partial^2 R_0}{\partial t_i^2} + \frac{3\kappa p_{g0}}{R_0^{1+3\kappa}} - \frac{2}{WeR_0^2} \right) R_1 \\ = -2\omega R_0 \frac{\partial^2 R_0}{\partial t_i \partial t_c} - \left(\frac{d\omega}{dt_c} R_0 + 3\omega \frac{\partial R_0}{\partial t_c} \right) \frac{\partial R_0}{\partial t_i} + F_0, \end{aligned} \quad (3.14)$$

where

$$\begin{aligned} F_0 = \omega \frac{\partial R_0}{\partial t_i} R_0 \omega^2 \frac{\partial^2 R_0}{\partial t_i^2} + \frac{1}{2} \omega^3 \left(\frac{\partial R_0}{\partial t_i} \right)^3 + \omega \frac{\partial R_0}{\partial t_i} \left[\frac{p_{g0}}{R_0^{3\kappa}} - \frac{2}{WeR_0} - 1 \right] \\ + \omega R_0 \frac{\partial}{\partial t_i} \left[\frac{p_{g0}}{R_0^{3\kappa}} - \frac{2}{WeR_0} \right]. \end{aligned} \quad (3.15)$$

Using (3.4) and (3.7), the expression for F_0 may be simplified to

$$F_0 = -\omega \frac{\partial R_0}{\partial t_i} f(R_0, E_0, p_{g0}, \kappa), \quad (3.16)$$

in which

$$f(R_0, E_0, p_{g0}, \kappa) = \frac{2E_0}{R_0^3} + \frac{4}{3} - \frac{p_{g0}}{R_0^{3\kappa}} \left(2 - 3\kappa - \frac{2}{3(1-\kappa)} \right). \quad (3.17)$$

Secular terms may be found on the right-hand side of (3.14). These terms must be eliminated if R_1 is to have bounded solutions and the asymptotic expansion for R is to remain uniform. We seek to eliminate secular terms in this subsection.

The method of variation of parameters may be employed to solve the linear equation (3.14) provided that two linearly independent solutions of its homogeneous equation are known. Differentiation of (3.4) with respect to t_i and E_0 reveals that two solutions of the homogeneous problem for (3.14) are Q and

$$S = \frac{\partial R_0}{\partial E_0}(t_i, t_c; E_0, p_{g0}, \kappa, We), \quad (3.18)$$

respectively, in which $\omega(E_0, p_{g0}, \kappa, We)$ in (3.10)–(3.12) is treated as independent of E_0 . It is still necessary to show that these two solutions are linearly independent; therefore, the Wronskian,

$$W = S \frac{\partial Q}{\partial t_i} - Q \frac{\partial S}{\partial t_i}, \quad (3.19)$$

is determined. The evaluation of the Wronskian requires us to differentiate (3.7) with respect to E_0 in which, again, $\omega(E_0(t_c), p_{g0}, \kappa, We)$ is treated as independent of E_0 . We also require (3.4) in order to derive the result

$$W = -\frac{1}{\omega R_0^3}. \quad (3.20)$$

This expression for the Wronskian is clearly non-zero and we deduce that Q and S are linearly independent.

The method of variation of parameters may now be applied to solve (3.14) by writing

$$R_1 = \alpha(t_i, t_c)Q + \beta(t_i, t_c)S, \quad (3.21)$$

in which $\alpha(t_i, t_c)$ and $\beta(t_i, t_c)$ are the parameters to be determined. Following the standard procedure, the following restriction is imposed on $\alpha(t_i, t_c)$ and $\beta(t_i, t_c)$

$$Q \frac{\partial \alpha}{\partial t_i} + S \frac{\partial \beta}{\partial t_i} = 0. \quad (3.22)$$

Substituting (3.21) into (3.14) and utilizing (3.22) yields

$$\omega^2 R_0 \left(\frac{\partial Q}{\partial t_i} \frac{\partial \alpha}{\partial t_i} + \frac{\partial S}{\partial t_i} \frac{\partial \beta}{\partial t_i} \right) = -2\omega R_0 \frac{\partial^2 R_0}{\partial t_i \partial t_c} - \left(\frac{d\omega}{dt_c} R_0 + 3\omega \frac{\partial R_0}{\partial t_c} \right) \frac{\partial R_0}{\partial t_i} + F_0. \quad (3.23)$$

In order to assist us in the identification of the secular terms, it is helpful to express the right-hand side of (3.21) in terms of two periodic functions. Unfortunately, S is not periodic in $t_i + \Psi$. The structure of the leading-order solution (3.10)–(3.12) allows us to express

$$R_0 = R_0 \left(\frac{t_i + \Psi(t_c)}{\omega(E_0(t_c), p_{g0}, \kappa, We)}; E_0(t_c), p_{g0}, \kappa, We \right), \quad (3.24a)$$

$$Q = Q \left(\frac{t_i + \Psi(t_c)}{\omega(E_0(t_c), p_{g0}, \kappa, We)}; E_0(t_c), p_{g0}, \kappa, We \right). \quad (3.24b)$$

If we differentiate R_0 above with respect to t_c , then we find that X , defined by (Smith *et al.* 1999)

$$X = S - \frac{d\omega/dt_c(t_i + \Psi)}{\omega^2 dE_0/dt_c} Q, \quad (3.25)$$

is periodic in $t_i + \Psi$, with period 2π , and is even about $t_i + \Psi = n\pi$. We may now rewrite R_1 in (3.21) in terms of the two periodic functions Q and X . The solution for R_1 is now of the form

$$R_1 = \gamma Q + \beta X, \quad (3.26)$$

where

$$\gamma(t_i, t_c) = \alpha(t_i, t_c) + \frac{d\omega/dt_c(t_i + \Psi)}{\omega^2 dE_0/dt_c} \beta(t_i, t_c). \quad (3.27)$$

The system of two equations (3.22) and (3.23) for the two unknowns $\partial\alpha/\partial t_i$ and $\partial\beta/\partial t_i$ may be readily solved. Thus, we obtain

$$\frac{\partial\beta}{\partial t_i} = \frac{R_0^2 Q}{\omega} \left[-2\omega R_0 \frac{\partial^2 R_0}{\partial t_i \partial t_c} - \left(\frac{d\omega}{dt_c} R_0 + 3\omega \frac{\partial R_0}{\partial t_c} \right) \frac{\partial R_0}{\partial t_i} + F_0 \right], \tag{3.28}$$

$$\frac{\partial\gamma}{\partial t_i} = \frac{d\omega/dt_c}{\omega^2 dE_0/dt_c} \beta - \frac{R_0^2 X}{\omega} \left[-2\omega R_0 \frac{\partial^2 R_0}{\partial t_i \partial t_c} - \left(\frac{d\omega}{dt_c} R_0 + 3\omega \frac{\partial R_0}{\partial t_c} \right) \frac{\partial R_0}{\partial t_i} + F_0 \right]. \tag{3.29}$$

We now require that the right-hand sides of (3.28) and (3.29) to have zero average over a single cycle of oscillation in order to suppress the secular terms in (3.14).

If we differentiate (3.6) with respect to t_c , then we obtain

$$\begin{aligned} \frac{dE_0}{dt_c} &= \omega \frac{d\omega}{dt_c} R_0^3 \left(\frac{\partial R_0}{\partial t_i} \right)^2 + \omega^2 R_0^3 \frac{\partial R_0}{\partial t_i} \frac{\partial^2 R_0}{\partial t_i \partial t_c} \\ &\quad + R_0^2 \frac{\partial R_0}{\partial t_c} \left[\frac{3}{2} \omega^2 \left(\frac{\partial R_0}{\partial t_i} \right)^2 - \frac{p_{g0}}{R_0^{3\kappa}} + \frac{2}{WeR_0} + 1 \right] \\ &= \omega \frac{d\omega}{dt_c} R_0^3 \left(\frac{\partial R_0}{\partial t_i} \right)^2 + \omega^2 R_0^3 \frac{\partial R_0}{\partial t_i} \frac{\partial^2 R_0}{\partial t_i \partial t_c} - \omega^2 R_0^3 \frac{\partial R_0}{\partial t_c} \frac{\partial^2 R_0}{\partial t_i^2}. \end{aligned} \tag{3.30}$$

Substituting (3.30) into (3.28), we find that

$$\frac{\partial\beta}{\partial t_i} = -\omega \frac{\partial}{\partial t_i} \left(R_0^3 \frac{\partial R_0}{\partial t_i} \frac{\partial R_0}{\partial t_c} \right) - \frac{1}{\omega} \frac{dE_0}{dt_c} - R_0^2 Q \frac{\partial R_0}{\partial t_i} f(R_0, E_0, p_{g0}, \kappa). \tag{3.31}$$

In order to suppress the secular terms in (3.28), we need to establish that

$$\left\langle \frac{\partial\beta}{\partial t_i} \right\rangle = 0, \tag{3.32}$$

in which

$$\langle \cdot \rangle = \frac{1}{2\pi} \int_{-\psi}^{2\pi-\psi} \cdot dt_i \tag{3.33}$$

denotes the average value over a single cycle of oscillation. The first term on the right-hand side of (3.31) has zero average owing to periodicity. Therefore, we obtain

$$\frac{dE_0}{dt_c} = -\langle R_0^2 Q^2 f(R_0, E_0, p_{g0}, \kappa) \rangle. \tag{3.34}$$

Equation (3.34) is the secularity conditions for E_0 which we sought to obtain in this subsection. In fact, it may be derived much more directly from (2.9).

4. Numerical results

4.1. Validation

Equation (3.34) governs the average energy loss rate for a bubble system, which may be expressed as follows

$$\frac{dE_0}{dt_c} = \frac{\omega}{\pi} \int_{R_{min}(E_0, p_{g0}, \kappa, We)}^{R_{max}(E_0, p_{g0}, \kappa, We)} R_0^2 Q f(R_0, E_0, p_{g0}, \kappa) dR_0. \tag{4.1}$$

Substituting (3.10) and (3.13), the right-hand side may be rewritten entirely as a function of E_0 , p_{g0} , κ and We in the form

$$\frac{dE_0}{dt_c} = - \frac{\int_{R_{min}(E_0, p_{g0}, \kappa, We)}^{R_{max}(E_0, p_{g0}, \kappa, We)} \sqrt{\hat{R}g(\hat{R}, E_0, p_{g0}, \kappa, We)} f(\hat{R}, E_0, p_{g0}, \kappa) d\hat{R}}{\int_{R_{min}(E_0, p_{g0}, \kappa, We)}^{R_{max}(E_0, p_{g0}, \kappa, We)} \frac{\sqrt{\hat{R}^3} d\hat{R}}{\sqrt{g(\hat{R}, E_0, p_{g0}, \kappa, We)}}}. \quad (4.2)$$

An important conclusion can be drawn from (4.2) that $dE_0/dt = O(\epsilon)$, therefore the energy loss due to acoustic radiation is proportional to the Mach number.

Using (2.12), the initial condition for E_0 is

$$E_0(0) = \frac{p_{g0}}{3(\kappa - 1)} + \frac{1}{3} + \frac{1}{We}. \quad (4.3)$$

The initial value problem (4.2)–(4.3) allows the calculation of the energy of the bubble system $E_0(t_c)$ without evaluating the leading-order solution R_0 .

Euler's method is utilized to evaluate the first derivative in (4.2) and the NAG routine D01ATF for the integrals in (4.2). Once the energy E_0 is known, the bisection algorithm may be exploited to compute the upper and lower bounds on the radius in (3.9). In order to facilitate comparison with the numerical solution, the NAG routine D02EJF is employed to solve the Keller–Miksis initial value problem (2.4)–(2.7).

We consider the case of a special detonator equivalent to 1.32 g of trinitrotoluene which is 1.5 m below the water surface (Hung & Hwangfu 2010). A laboratory tank of dimension 4 m cubed is employed to undertake the experiments. The following values for gas bubbles in water are adopted following the experimental conditions $\Delta = 1.16 \times 10^5 \text{ kg m}^{-1} \text{ s}^{-2}$, $\sigma = 0.0725 \text{ Nm}^{-1}$, $\kappa = 1.667$ (noble gas), $\mu = 0.001 \text{ Pa s}$, $c = 1500 \text{ ms}^{-1}$, $\rho = 998 \text{ kg m}^{-3}$ and $\bar{R}_{max} = 0.17 \text{ m}$. From the above parameters, we deduce that the Reynolds number $Re \approx 1.9 \times 10^6$, the Weber number $We \approx 2.7 \times 10^5$ and the Mach number $\epsilon \approx 0.0073$. The dimensionless initial pressure of the bubble gases $p_{g0} \approx 1.22 \times 10^{-3}$ is chosen to fit with the experimental results. In order to validate the asymptotic analysis, a numerical solution is obtained for these parameter values. Figure 1 compares the amplitude envelope of the bubble radius, R_{max} and R_{min} , with the experimental results and a full numerical solution of (2.4)–(2.7), the agreement being excellent.

Another case for comparison corresponds to a tetryl charge of 0.249 kg detonated 91.44 m below the water surface (Cole 1948). The following values for gas bubbles in water are adopted following the experimental conditions $\Delta = 9.9 \times 10^5 \text{ kg m}^{-1} \text{ s}^{-2}$, $\sigma = 0.0725 \text{ Nm}^{-1}$, $\kappa = 1.25$, $\mu = 0.001 \text{ Pa s}$, $c = 1500 \text{ ms}^{-1}$, $\rho = 998 \text{ kg m}^{-3}$ and $\bar{R}_{max} = 0.47 \text{ m}$. With the above parameters, we deduce that the Reynolds number $Re \approx 1.5 \times 10^7$, the Weber number $We \approx 6.4 \times 10^6$ and the Mach number $\epsilon \approx 0.0214$. The dimensionless initial pressure of the bubble gases $p_{g0} \approx 1.63 \times 10^{-2}$ is chosen to fit with the experimental results. Figure 2 compares the amplitude envelope of the bubble radius, R_{max} and R_{min} , with the experimental results and a full numerical solution of (2.4)–(2.7). The theoretical results for R_{max} and R_{min} agree with the Keller–Miksis equation, but there are some discrepancies between the theoretical results and the experimental results. This is because that the bubble becomes non-spherical due to buoyancy after the first cycle of oscillation (Hung & Hwangfu 2010; Wang 2013).

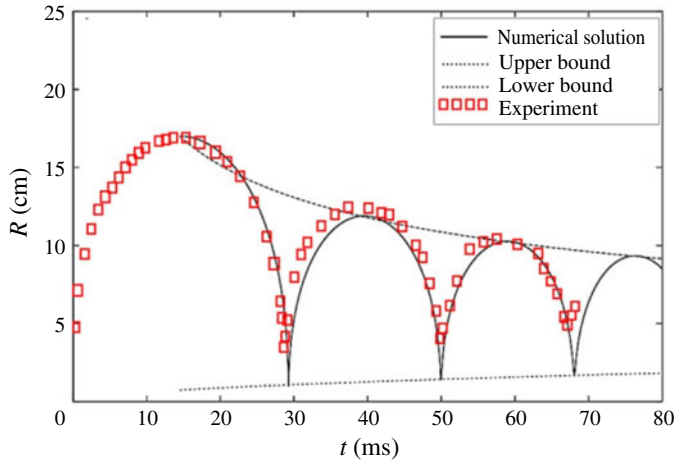


FIGURE 1. (Colour online) Comparison of the time histories of a spherical underwater explosion bubble using a full numerical solution of the Keller–Miksis equation (2.4)–(2.7), the amplitude envelope of the bubble radius and experimental results (Hung & Hwangfu 2010). In this experiment, a special detonator equivalent to 1.32 g of trinitrotoluene is 1.5 m below the water surface. The amplitude envelope employs the solution to (4.2)–(4.3) and the roots of (3.9). The parameter values used in the calculations are the Reynolds number $Re \approx 1.9 \times 10^6$, the Weber number $We \approx 2.7 \times 10^5$, $p_{g0} \approx 1.22 \times 10^{-3}$ ($R_{eq} = 0.26$) and the Mach number $\epsilon \approx 0.0073$.

The R_{min} and R_{max} obtained here are the approximated maximum and minimum radii during each cycle of oscillation, which thus only provide an approximate envelope for the oscillating radius history. The errors in our asymptotic approach are of the order of the Mach number ϵ . It is clear that the errors in our approach, when compared with the numerical solution, are greater in figure 2 for the Mach number $\epsilon \approx 0.0214$ than in Figure 1 for $\epsilon \approx 0.0073$.

4.2. Energy loss rate: dE/dt

In view of (3.1b) and (4.2), the loss rate dE_0/dt of the energy of the bubble system is proportional to the Mach number ϵ . From (4.2)–(4.3), we deduce that $dE_0/dt_c(0) = h(p_{g0}, \kappa, We)$ which allows us to analyse how $dE_0/dt_c(0)$ varies with p_{g0} , κ and We .

Figure 3(a) shows $dE_0/dt_c(0)$ versus p_{g0} in the range [0.01, 0.99] for $We = 10$ and $\kappa = 1.25, 1.4$ and 1.667 , respectively. The magnitude of the energy loss rate decreases with the minimum bubble pressure p_{g0} , since a bubble at a smaller minimum pressure is associated with a larger pressure difference with the ambient pressure. It thus follows that a stronger collapse is associated with increased energy loss due to acoustic radiation at the end of collapse. The magnitude of the energy loss rate increases inversely with the polytropic index κ , as a smaller κ is associated with stronger collapse. For a smaller κ , the pressure of the bubble gas increases slower during the collapse for the same change in volume, thus leading to a relatively stronger collapse.

Figure 3(b) shows $dE_0/dt_c(0)$ versus We in the range [10, 200] for $p_{g0} = 0.01$ and $\kappa = 1.25, 1.4$ and 1.667 , respectively. The magnitude of the energy loss rate decreases with the We number. The surface tension effects are more prominent at a smaller value of κ .

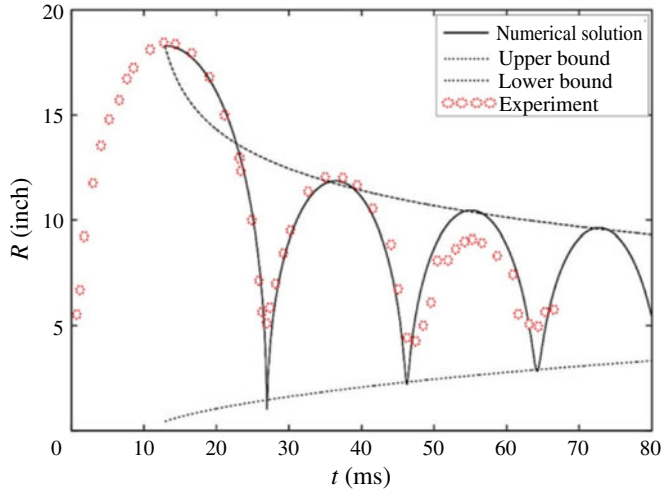


FIGURE 2. (Colour online) Comparison of the time histories of a spherical underwater explosion bubble using a full numerical solution of the Keller–Miksis equation (2.4)–(2.7), the amplitude envelope of the bubble radius and experimental results (Cole 1948). The experiment corresponds to a tetryl charge of 0.249 kg detonated 91.44 m below the water surface. The amplitude envelope employs the solution to (4.2)–(4.3) and the roots of (3.9). The parameter values used in the calculations are the Reynolds number $Re \approx 1.5 \times 10^7$, the Weber number $We \approx 6.4 \times 10^6$, $p_{g0} \approx 1.63 \times 10^{-2}$ ($R_{eq} = 0.33$) and the Mach number $\epsilon \approx 0.0214$.

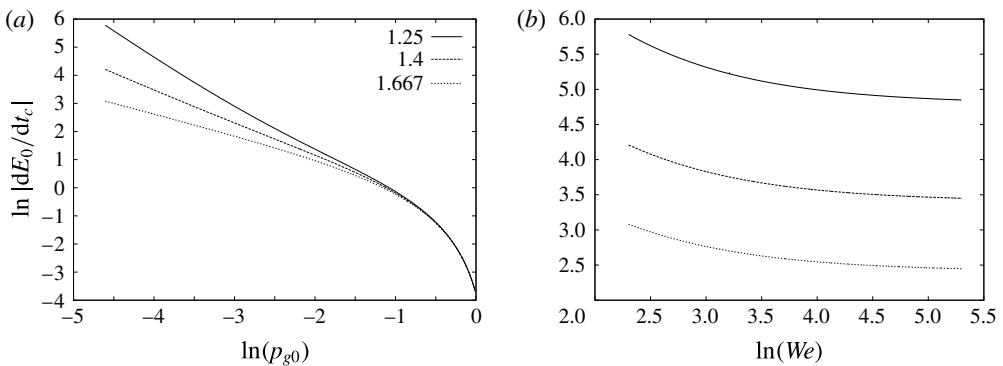


FIGURE 3. The logarithm of the rate of change of energy $\ln |dE_0/dt_c|$ in (4.2) as a function of (a) the logarithm of the dimensionless initial pressure of the bubble gases $\ln(p_{g0})$ for $We = 10$ and three values of $\kappa = 1.25, 1.4, 1.667$ and (b) the logarithm of the Weber number $\ln(We)$ for $p_{g0} = 0.01$ and three values of $\kappa = 1.25, 1.4, 1.667$. The energy corresponds to the initial condition for E_0 in (4.3).

4.3. Influence of the first collapse

Figure 4 shows the influence of the intensity of the first collapse through the parameter p_{g0} . In this figure, we have introduced the energy difference between the total energy and the energy of the system in the final equilibrium state E_{eq} defined by

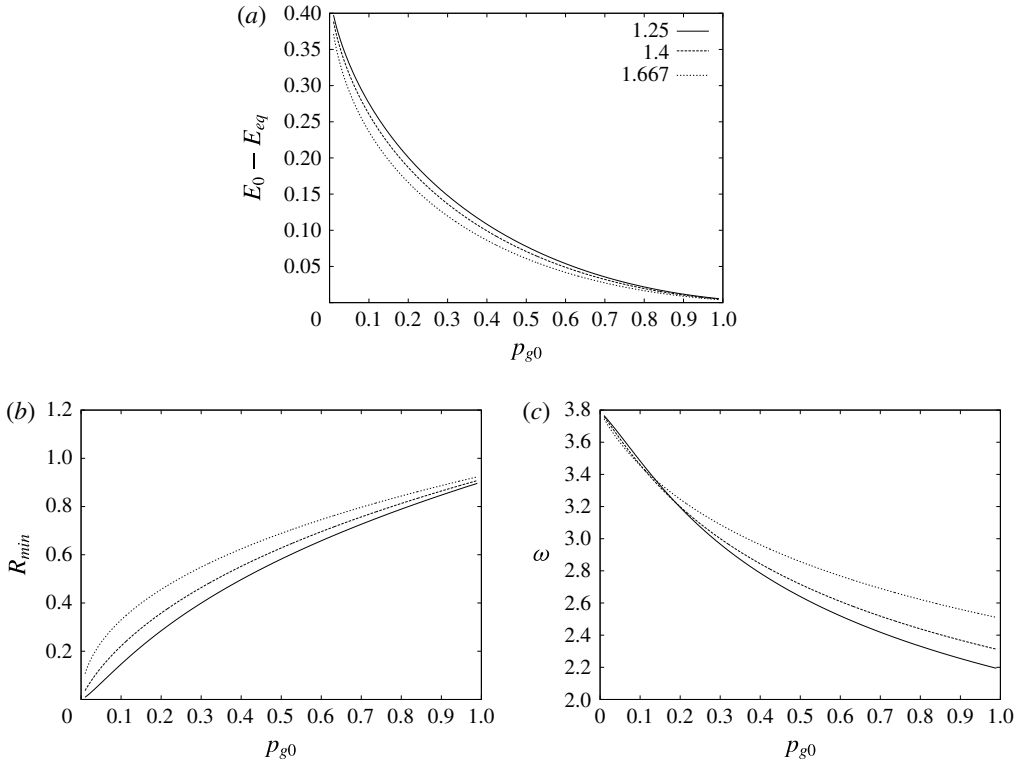


FIGURE 4. The influence of the first collapse through the parameter p_{g0} on (a) $E_0(0) - E_{eq}$, (b) $R_{min}(E_0(0), p_{g0}, \kappa, We)$, (c) $\omega(E_0(0), p_{g0}, \kappa, We)$ for three values of $\kappa = 1.25, 1.4, 1.667$ and $We = 10$.

$$E_{eq} = -\frac{p_{g0}}{3(1-\kappa)} R_{eq}^{3(1-\kappa)} + \frac{R_{eq}^2}{We} + \frac{1}{3} R_{eq}^3. \quad (4.4)$$

Figure 4(a) shows that the loss rate of the average energy of a bubble system per cycle decreases with the minimum pressure p_{g0} at the maximum bubble radius. A smaller p_{g0} reflects a larger imbalance of the bubble gas pressure with the ambient pressure and thus is associated with a stronger collapse and greater energy loss. Figure 4(a) also shows that the loss rate of the average energy decreases with the polytropic index κ of the bubble gas, as a smaller κ is associated with a stronger collapse. The minimum bubble radius thus increases with p_{g0} and κ , as shown in figure 4(b). Figure 4(c) shows that the frequency of bubble oscillation decreases with p_{g0} but increases with κ .

4.4. The behaviour over many cycles

Figure 5 compares the numerical solutions of the Keller–Miksis equation (2.4)–(2.7) and the upper and lower bounds evaluated by the present theory. The parameter values used are $\epsilon = 0.00667$, $p_{g0} = 0.05$ and $\kappa = 1.4$ and $We = 1.38, 13.8, 138$, which are corresponding to the dimensional maximum bubble radii $\bar{R}_{max} = 1, 10, 100 \mu\text{m}$, respectively, for a bubble in water with $\sigma = 0.0725 \text{ Nm}^{-1}$. The bubble undergoes damped oscillation due to acoustic radiation, with the minimum radius increasing,

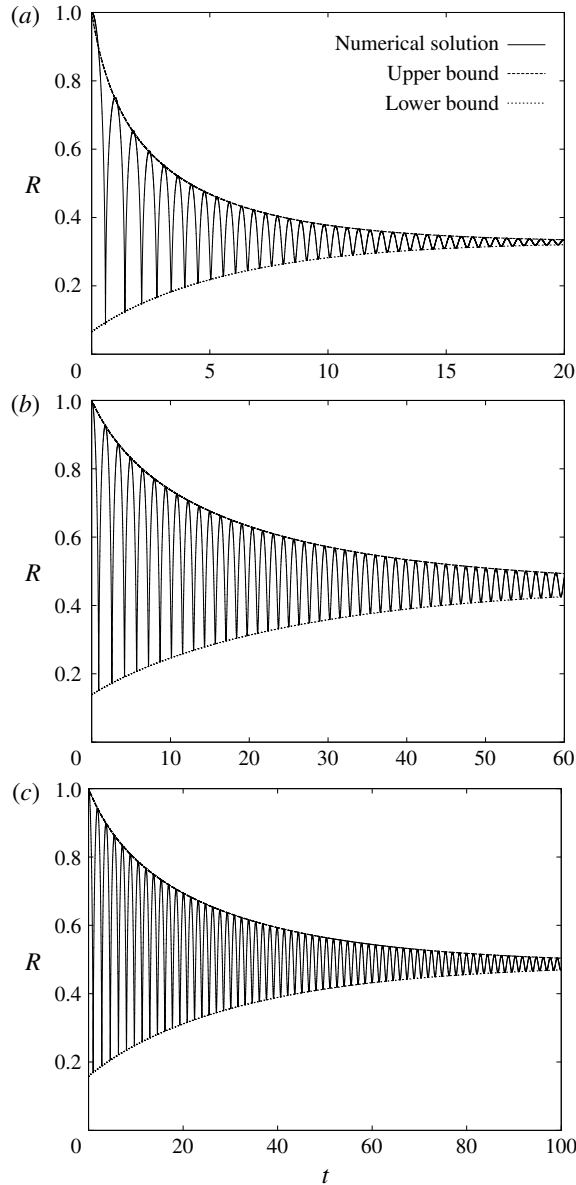


FIGURE 5. Comparison of the numerical solution to the Keller–Miksis equation (2.4)–(2.7) and the upper and lower bounds evaluated using the solution to (4.2) and the roots of (3.9). The parameter values are $We = 1.38$ ($R_{eq} = 0.33$) for (a), $We = 13.8$ ($R_{eq} = 0.45$) for (b), $We = 138$ ($R_{eq} = 0.47$) for (c), $\epsilon = 0.00667$, $p_{g0} = 0.05$ and $\kappa = 1.4$.

maximum radius decreasing and both of them achieving an equilibrium radius ultimately. They approach the equivalent radius slower for a larger Weber number (or a larger bubble). The upper and lower bounds predicted by the theory agrees excellently with the numerical results for a number cycles of oscillation.

Figure 6 displays the time histories of the difference between the total energy and the equilibrium energy of the bubble system, maximum and minimum radii

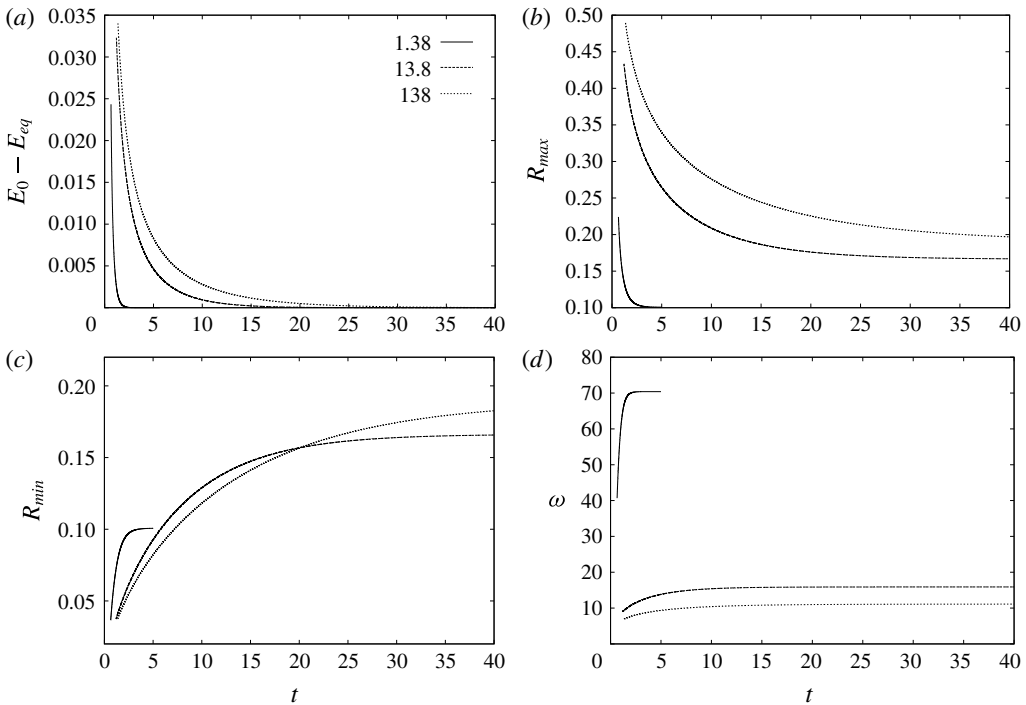


FIGURE 6. The time histories of (a) the difference between the total energy and the equilibrium energy of the bubble system $E_0 - E_{eq}$, (b) the maximum bubble radius R_{max} , (c) the minimum bubble radius R_{min} and (d) the oscillation frequency ω of the bubble. The initial condition for (4.2) is taken from the second maximum value of the radius in the numerical solution. The parameter values are $We = 1.38, 13.8, 138$, $\epsilon = 0.00667$, $p_{g0} = 0.001$ and $\kappa = 1.4$.

and oscillation frequency of the bubble. The energy difference of the bubble system $E_0 - E_{eq}$ initially decreases rapidly and the rate of change decreases rapidly too (figure 6a). For a larger We number (or a larger bubble), the energy decreases slower. For a larger We number (or a larger bubble), the maximum radius decreases slower, reaching an equilibrium status later but at a larger equilibrium radius (figure 6b,c). The oscillation frequency increases with time, increasing faster and reaching at a larger equilibrium value at a short period for a smaller We number (or a smaller bubble) (figure 6d).

5. Summary and conclusions

A theoretical study has been carried out to investigate the acoustic decay of nonlinear oscillations of a spherical bubble in a compressible inviscid fluid, using the Keller–Miksis equation. This is a multi-scaled problem with a short time scale associated with inertial oscillation and a long time scale associated with acoustic damping, their ratio being the Mach number. A multi-scaled perturbation method is thus employed to solve the Keller–Miksis equation. The techniques of strongly nonlinear analysis result in several important analytical formulae including the following.

- (i) The leading-order analytical solution of the bubble radius history is obtained to the Keller–Miksis equation in a closed form including both compressible and surface tension effects.
- (ii) An explicit expression for the average energy loss rate for the bubble system for each cycle of oscillation, which allows the calculation of the energy loss without prior knowledge of the bubble radius history.
- (iii) An explicit formula is obtained for the dependence of the frequency of oscillation on the energy.
- (iv) Implicit formulae are obtained for the maximum and minimum radii of the bubble during each cycle of oscillation.

These asymptotic predictions have excellent agreement with experimental results and the numerical solutions of the Keller–Miksis equation over the long lifetime of the damped oscillations of a transient bubble in a compressible liquid. Theoretical and numerical studies are undertaken with the above formulae for the energy of the bubble system, frequency of oscillation and minimum/maximum bubble radii in terms of the dimensionless initial pressure of the bubble gases p_{g0} , the Weber number We and polytropic index of the bubble gas κ . The following new phenomena/features are observed:

The energy loss rate of a bubble system is proportional to the Mach number ϵ . This is as expected since the energy loss is associated with acoustic radiation, which increases with the Mach number.

The energy loss rate decreases with the minimum bubble pressure p_{g0} and the polytropic index κ of the bubble gas. A smaller p_{g0} reflects the stronger imbalance between the bubble internal pressure and ambient pressure, and thus is associated with stronger collapse. A smaller κ is associated with weaker collapse.

For a smaller We (or stronger surface tension), the equilibrium bubble radius and equilibrium energy increase, since surface tension acts as an elastic parameter of the oscillation bubble system.

REFERENCES

- AMORE, P. & FERNÁNDEZ, F. M. 2013 Mathematical analysis of recent analytical approximations to the collapse of an empty spherical bubble. *J. Chem. Phys.* **138**, 084511.
- BRENNEN, C. E. 2013 *Cavitation and Bubble Dynamics*. Cambridge University Press.
- COLE, R. H. 1948 *Underwater Explosions*. Princeton University Press.
- COSTIN, O., TANVEER, S. & WEINSTEIN, M. I. 2013 The lifetime of shape oscillations of a bubble in an unbounded, inviscid, and compressible fluid with surface tension. *SIAM J. Math. Anal.* **45**, 2924–2936.
- DUNCAN, J. H. & ZHANG, S. G. 1991 On the interaction of a collapsing cavity and a compliant wall. *J. Fluid Mech.* **226**, 401–423.
- FENG, Z. C. & LEAL, L. G. 1997 Nonlinear bubble dynamics. *Annu. Rev. Fluid Mech.* **29**, 201–243.
- FUSTER, D., DOPAZO, C. & HAUKE, G. 2011 Liquid compressibility effects during the collapse of a single cavitating bubble. *J. Acoust. Soc. Am.* **129**, 122–131.
- GILMORE, F. R. 1952 The growth or collapse of a spherical bubble in a viscous compressible liquid. *Tech. Rep.* 26-4, California Institute of Technology, Pasadena, California, USA.
- HUNG, C. F. & HWANGFU, J. J. 2010 Experimental study of the behaviour of mini-charge underwater explosion bubbles near different boundaries. *J. Fluid Mech.* **651**, 55–80.
- KELLER, J. B. & MIKSYS, M. 1980 Bubble oscillations of large amplitude. *J. Acoust. Soc. Am.* **68**, 628–633.
- KEVORKIAN, J. & COLE, J. D. 1981 *Perturbation Methods in Applied Mathematics*. Springer.

- KLASEBOER, E., FONG, S. W., TURANGAN, C. K., KHOO, B. C., SZERI, A. J., CALVISI, M. L., SANKIN, G. N. & ZHONG, P. 2007 Interaction of lithotripter shockwaves with single inertial cavitation bubbles. *J. Fluid Mech.* **593**, 33–56.
- KUDRYASHOV, N. A. & SINELSHCHIKOV, D. I. 2014 Analytical solutions of the Rayleigh equation for empty and gas-filled bubble. *J. Phys. A: Math. Theor.* **47**, 405202.
- KUZMAK, G. E. 1959 Asymptotic solutions of nonlinear second order differential equations with variable coefficients. *Prikl. Mat. Mekh.* **23**, 515–526 (in Russian); 1959 *Z. Angew. Math. Mech.* **23**, 730–744 (in English).
- LAUTERBORN, W. & KURZ, T. 2010 Physics of bubble oscillations. *Rep. Prog. Phys.* **73**, 106501.
- LEIGHTON, T. G. 1994 *The Acoustic Bubble*. Academic.
- LEZZI, A. & PROSPERETTI, A. 1987 Bubble dynamics in a compressible liquid. Part 2. Second-order theory. *J. Fluid Mech.* **185**, 289–321.
- LUKE, J. C. 1966 A perturbation method for nonlinear dispersive wave problems. *Proc. R. Soc. Lond. A* **292**, 403–412.
- MANCAS, S. C. & ROSU, H. C. 2016 Evolution of spherical cavitation bubbles: parametric and closed-form solutions. *Phys. Fluids* **28**, 022009.
- OBRESCHKOW, D., BRUDERER, M. & FARHAT, M. 2012 Analytical approximation for the collapse of an empty spherical bubble. *Phys. Rev. E* **85**, 066303.
- OHL, C. D., ARORA, M., IKINK, R., DE JONG, N., VERSLUIS, M., DELIUS, M. & LOHSE, D. 2006 Sonoporation from jetting cavitation bubbles. *Biophys. J.* **91**, 4285–4295.
- PLESSET, M. S. & PROSPERETTI, A. 1977 Bubble dynamics and cavitation. *Annu. Rev. Fluid Mech.* **9**, 145–185.
- PROSPERETTI, A. 2004 Bubbles. *Phys. Fluids* **16**, 1852–1865.
- PROSPERETTI, A. & LEZZI, A. 1986 Bubble dynamics in a compressible liquid. Part 1. First-order theory. *J. Fluid Mech.* **168**, 457–478.
- SHAPIRO, A. M. & WEINSTEIN, M. I. 2011 Radiative decay of bubble oscillations in a compressible fluid. *SIAM J. Math. Anal.* **43**, 828–876.
- SMITH, W. R. 2005 On the sensitivity of strongly nonlinear autonomous oscillators and oscillatory waves to small perturbations. *IMA J. Appl. Maths* **70**, 359–385.
- SMITH, W. R. 2010 Modulation equations for strongly nonlinear oscillations of an incompressible viscous drop. *J. Fluid Mech.* **654**, 141–159.
- SMITH, W. R., KING, J. R., TUCK, B. & ORTON, J. W. 1999 The single-mode rate equations for semiconductor lasers with thermal effects. *IMA J. Appl. Maths* **63**, 1–36.
- SMITH, W. R. & WANG, Q. X. 2017 Viscous decay of nonlinear oscillations of a spherical bubble at large Reynolds number. *Phys. Fluids* **29**, 082112.
- SMITH, W. R. & WISSINK, J. G. 2015 Travelling waves in two-dimensional plane Poiseuille flow. *SIAM J. Appl. Maths* **75**, 2147–2169.
- SMITH, W. R. & WISSINK, J. G. 2017 Asymptotic analysis of the attractors in two-dimensional Kolmogorov flow. *Eur. J. Appl. Math.* doi:10.1017/S0956792517000213.
- SUSLICK, K. S. & CRUM, L. A. 1997 Sonochemistry and sonoluminescence. In *Encyclopedia of Acoustics* (ed. M. J. Crocker), pp. 271–282. Wiley.
- TOMITA, Y. & SHIMA, A. 1977 On the behavior of a spherical bubble and the impulse pressure in a viscous compressible liquid. *Bull. JSME* **20**, 1453–1460.
- VAN GORDER, R. A. 2016 Dynamics of the Rayleigh–Plesset equation modelling a gas-filled bubble immersed in an incompressible fluid. *J. Fluid Mech.* **807**, 478–508.
- VOKURKA, K. 1986 Comparison of Rayleigh's, Herring's, and Gilmore's models of gas bubbles. *Acta Acust. United Ac.* **59**, 214–219.
- WANG, Q. X. 2013 Non-spherical bubble dynamics of underwater explosions in a compressible fluid. *Phys. Fluids* **25**, 072104.
- WANG, Q. X. 2016 Local energy of a bubble system and its loss due to acoustic radiation. *J. Fluid Mech.* **797**, 201–230.
- WANG, Q. X. & BLAKE, J. R. 2010 Non-spherical bubble dynamics in a compressible liquid. Part 1. Travelling acoustic wave. *J. Fluid Mech.* **659**, 191–224.
- WANG, Q. X. & BLAKE, J. R. 2011 Non-spherical bubble dynamics in a compressible liquid. Part 2. Acoustic standing wave. *J. Fluid Mech.* **679**, 559–581.

- WANG, Q. X. & MANMI, K. 2014 Microbubble dynamics near a wall subjected to a travelling acoustic wave. *Phys. Fluids* **26**, 032104.
- WANG, Q. X., MANMI, K. & LIU, K. K. 2015 Cell mechanics in biomedical cavitation. *Interface Focus* **5**, 20150018.
- YOUNG, F. R. 1989 *Cavitation*. McGraw-Hill.
- ZHANG, A. M., CUI, P., CUI, J. & WANG, X. Q. 2015 Experimental study on bubble dynamics subject to buoyancy. *J. Fluid Mech.* **776**, 137–160.
- ZHANG, S. G., DUNCAN, J. H. & CHAHINE, G. L. 1993 The final stage of the collapse of a cavitation bubble near a rigid wall. *J. Fluid Mech.* **257**, 147–181.
- ZHANG, Y. N. & LI, S. C. 2012 Effects of liquid compressibility on radial oscillations of gas bubbles in liquids. *J. Hydrodyn. B* **24**, 760–766.