

Two-dimensional resonant triad interactions in a two-layer system

Wooyoung Choi^{1,†}, Malik Chabane¹ and Tore Magnus A. Taklo¹

¹Department of Mathematical Sciences, New Jersey Institute of Technology,
Newark, NJ 07102-1982, USA

(Received 24 May 2020; revised 9 August 2020; accepted 21 September 2020)

We consider resonant triad interactions between surface and internal gravity waves propagating in two horizontal dimensions in a two-layer system with a free surface. As the system supports both surface and internal wave modes, two different types of resonant triad interactions are possible: one with two surface and one internal wave modes and the other with one surface and two internal wave modes. The resonance conditions are studied in detail over a wide range of physical parameters (density and depth ratios). Explicitly identified are the spectral domains of resonance whose boundaries represent one-dimensional resonances (class I–IV). To study the nonlinear interaction between two-dimensional surface and internal waves, a spectral model is derived from an explicit Hamiltonian system for a two-layer system after decomposing the surface and interface motions into the two wave modes through a canonical transformation. For both types of resonances, the amplitude equations are obtained from the reduced Hamiltonian of the spectral model. Numerical solutions of the explicit Hamiltonian system using a pseudo-spectral method are presented for various resonance conditions and are compared with those of the amplitude equations.

Key words: stratified flows, internal waves, surface gravity waves

1. Introduction

Resonant wave interactions have been studied extensively for surface waves on a homogeneous layer as a main mechanism to determine the spectral distribution of wave energy (Hammack & Henderson 1993; Janssen 2004). It is well known that the primary resonant interactions occur among four waves at the third order of nonlinearity for surface gravity waves (Phillips 1960; Benney 1962; Longuet-Higgins & Smith 1966; McGoldrick *et al.* 1966) and three waves at the second order for gravity-capillary waves (McGoldrick 1965; Simmons 1969; McGoldrick 1970; Chabane & Choi 2019).

Resonant wave interactions have been also studied for a two-layer system with a free surface, where there exist two gravity wave modes: fast surface wave (or barotropic) and slow internal wave (or baroclinic) modes. Similarly to gravity-capillary waves, three waves can interact resonantly at the second order of nonlinearity and, depending on participating wave modes, it has been known that various types of resonances are possible.

† Email address for correspondence: wychoi@njit.edu

For one-dimensional (1-D) waves, based on the classification suggested by Alam (2012), the resonant interaction between one internal wave and two counter-propagating surface waves is often referred to as the class-I resonance (Ball 1964), while the interaction between one internal wave and two surface waves, all propagating in the same direction, is identified as the class-III resonance (Alam 2012). As pointed out by Alam (2012), the resonance that occurs between short surface waves and long internal waves propagating in the same direction was overlooked in the work of Ball (1964). Nevertheless, due to its relevance to ocean waves such as a mechanism of short surface wave modulation by long internal waves, the class-III resonance has been studied for a few decades both experimentally and theoretically for progressive waves (Lewis, Lake & Ko 1974; Alam 2012; Tanaka & Wakayama 2015; Taklo & Choi 2020) and for standing waves (Joyce 1974). In addition, the critical case of the class-III resonance where the internal wavenumber approaches zero has been investigated for its possible application to surface expressions of internal solitary waves (Hashizume 1980; Funakoshi & Oikawa 1983; Kodaira *et al.* 2016).

A different type of 1-D resonant interaction can occur between one surface wave and two counter-propagating internal waves. This interaction has been referred to as the class-II resonance (Segur 1980). Wen (1995) and Hill & Foda (1996) also studied the class-II resonance for its application to wave-fluidized seabed interactions. While it is little known, the resonance between one surface wave and two internal waves, all propagating in the same direction, is also possible when the ratio of the density of the lower layer to that of the upper layer is greater than three (see § 2.3), which will be referred to as the class-IV resonance.

While 1-D resonant interactions, in particular, of classes II and III have been previously investigated, two-dimensional (2-D) interactions have been studied only for a few special cases. Ball (1964) schematically discussed the 2-D resonance conditions between two surface waves and one internal wave, but no detailed discussions were provided except for the shallow water case, where the wavenumbers of both surface and internal waves approach zero. As his study focused on the surface and internal waves of infinite wavelengths, Ball (1964) missed the 1-D class-III resonance. Hill & Foda (1998) and Jamali, Seymour & Lawrence (2003) investigated 2-D resonant interactions between a surface wave and two oblique internal waves for a few values of the density and depth ratios, but no general description was presented. Oikawa, Okamura & Funakoshi (1989) also considered a 2-D resonant interaction, but their investigation was limited to the critical condition to study the interaction of a short surface wave packet with an internal wave of infinite wavelength.

Considering that wave propagation in two horizontal dimensions is unavoidable in real applications, it would be useful to provide a comprehensive description of 2-D resonant triad interactions between surface and internal waves in a two-layer system. This study would also clarify energy transfer mechanisms between the two waves and their long-term spectral evolutions.

In this paper, we study in § 2 the 2-D resonance conditions in detail and find the domain of resonance in spectral space for different types of resonant interactions. Then, using the explicit Hamiltonian formulation of Taklo & Choi (2020) for a two-layer system, a second-order spectral model describing the evolution of the amplitudes of the surface and internal wave modes is obtained in § 3 and is further reduced to the amplitude equations for resonant triads. Then, in § 4 the numerical solutions of the explicit Hamiltonian system are compared with those of the amplitude equations for various physical parameters. Finally, concluding remarks are given in § 5.

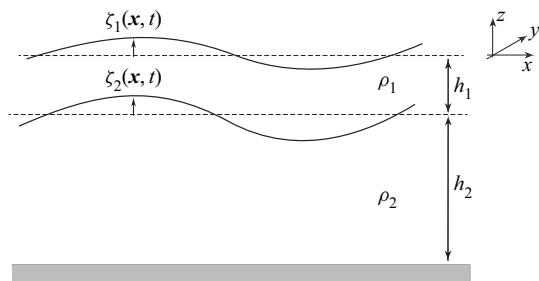


FIGURE 1. Two-layer system.

2. Two-dimensional resonance conditions

We consider two homogeneous fluid layers with densities ρ_i and thicknesses h_i with $i = 1$ and 2 for the upper and lower layers, respectively (see figure 1). Then the dispersion relations between the wave frequency ω and the wavenumber k are given (Lamb 1932) by

$$\omega_{\pm}^2 = \frac{\rho_2 g k}{2(\rho_1 T_1 T_2 + \rho_2)} \left[(T_1 + T_2) \pm \sqrt{(T_1 + T_2)^2 - 4\Delta\rho(\rho_1 T_1 T_2 + \rho_2) T_1 T_2 / \rho_2^2} \right], \tag{2.1}$$

where $k = |\mathbf{k}|$ with \mathbf{k} being the two-dimensional wavenumber vector, g is the gravitational acceleration, $\Delta\rho = \rho_2 - \rho_1 > 0$ is assumed for stable stratification and $T_i = \tanh kh_i$. Note that both ω_+ and ω_- are always real for all physical parameters and represent the wave frequencies for the surface and internal wave modes, respectively. Similarly, hereafter, the physical variables with $+$ and $-$ signs denote those corresponding to the surface and internal wave modes, respectively. Note that ζ_1 and ζ_2 represent the combined motions of the surface and internal wave modes whose amplitudes can be described after decomposing ζ_1 and ζ_2 into the two modes, as discussed in § 3.

For a two-layer system, it has been known that, depending on which wave modes are involved in resonant interactions, two types of resonances are possible. One is the resonance between two surface and one internal wave modes while the other is that between one surface and two internal wave modes. To distinguish from the classification for 1-D waves, these two types of resonant interactions for 2-D waves will be hereafter referred to as type-A and type-B resonances, whose conditions are given by

$$\text{type-A: } \mathbf{k}_1^+ = \mathbf{k}_2^+ + \mathbf{k}_3^-, \quad \omega_1^+ = \omega_2^+ + \omega_3^-, \tag{2.2}$$

$$\text{type-B: } \mathbf{k}_1^+ = \mathbf{k}_2^- + \mathbf{k}_3^-, \quad \omega_1^+ = \omega_2^- + \omega_3^-, \tag{2.3}$$

respectively, with $\omega_j^{\pm} = \omega_{\pm}(k_j)$ ($j = 1, 2, 3$) being assumed to be positive. To be shown later, the 1-D class-I and class-III resonances can be described as special cases of the type-A resonance defined by (2.2). Similarly, the 1-D class-II resonance between one surface and two internal wave modes propagating in opposite directions (Segur 1980) is a part of the class-B resonance. Therefore, the 1-D resonances will not be considered separately here.

To examine the resonance conditions (2.2) and (2.3) with (2.1), we non-dimensionalize all physical variables with respect to ρ_1 , g and h_1 so that the dimensionless dispersion

relations can be written, from (2.1), as

$$\Omega_{\pm}^2 = \frac{\rho K}{2(T_1 T_2 + \rho)} \left[T_1 + T_2 \pm \sqrt{(T_1 + T_2)^2 - 4(\rho - 1)(T_1 T_2 + \rho)T_1 T_2 / \rho^2} \right], \quad (2.4)$$

where $\Omega_{\pm} = (h_1/g)^{1/2}\omega_{\pm}$, $K = kh_1$, $T_1 = \tanh(K)$, $T_2 = \tanh(Kh)$, $\rho = \rho_2/\rho_1 > 1$ and $h = h_2/h_1$. Note that the dispersion relations depend on two physical parameters ρ and h , which are the density and depth ratios, respectively. Then the dimensionless resonance conditions can be written, from (2.2) and (2.3), as

$$\mathbf{K}_1 = \mathbf{K}_2 + \mathbf{K}_3, \quad (2.5)$$

$$\Omega_1 = \Omega_2 + \Omega_3, \quad (2.6)$$

where $\mathbf{K}_j = k_j h_1$ with $K_j = |\mathbf{K}_j| > 0$ and $\Omega_j = \Omega(K_j) > 0$. Next, the wavenumber vectors satisfying the 2-D resonance conditions (2.5) and (2.6) will be described in detail, focusing on the spectral domain of resonance, where resonant triads can always be found.

2.1. Spectral domain of triad resonance

When the dimensionless wavenumber vectors \mathbf{K}_j ($j = 1, 2, 3$) are expressed, in polar form, as $\mathbf{K}_j = K_j(\cos \theta_j, \sin \theta_j)$, three of the six unknowns (K_j and θ_j for $j = 1, 2, 3$) are free to choose as the resonance conditions (2.5) and (2.6) yield three scalar equations. After assuming, without loss of generality, that \mathbf{K}_1 is aligned with the x -axis ($\theta_1 = 0$), the resonance conditions for the three wavenumber vectors given by (2.5) can be rewritten as

$$K_1 = K_2 \cos \theta_2 + K_3 \cos \theta_3, \quad 0 = K_2 \sin \theta_2 + K_3 \sin \theta_3, \quad (2.7a,b)$$

where $\sin \theta_2$ and $\sin \theta_3$ must have opposite signs or be zeros with $0 \leq |\theta_{2,3}| \leq \pi$. Then, by fixing two additional free parameters, the solutions of (2.6) and (2.7a,b) can be found. In this study, K_2 and K_3 are chosen as the two free parameters.

Then, from (2.6), K_1 can be expressed in terms of K_2 and K_3 and, from (2.7a,b), the expressions for θ_2 and θ_3 can be found as

$$\cos \theta_2 = \frac{K_1^2 + K_2^2 - K_3^2}{2K_1 K_2}, \quad \cos \theta_3 = \frac{K_1^2 + K_3^2 - K_2^2}{2K_1 K_3}. \quad (2.8a,b)$$

Given that $|\cos \theta_j| \leq 1$, one can see from (2.8a,b) that K_j satisfy the following inequalities:

$$|K_1 - K_2| \leq K_3 \leq K_1 + K_2, \quad |K_1 - K_3| \leq K_2 \leq K_1 + K_3. \quad (2.9a,b)$$

In the three-dimensional (K_1, K_2, K_3) -space, the volumes represented by the two inequalities are identical and define an open tetrahedron originating from the origin and bounded by three planes defined by

$$K_1 = -K_2 + K_3, \quad K_1 = K_2 - K_3, \quad K_1 = K_2 + K_3. \quad (2.10a-c)$$

Therefore, all resonant triads must have K_j ($j = 1, 2, 3$) inside the open tetrahedron, T . If $(0, \theta_2, \theta_3)$ are the propagation directions of three waves in a resonant triad, $(0, -\theta_2, -\theta_3)$ are also possible propagation angles, but the corresponding resonant triad is simply the mirror image of the original triad about the K_1 -axis. The equalities in (2.9a,b) hold only when $(\theta_2, \theta_3) = (0, 0)$, $(0, \pi)$, or $(\pi, 0)$, which implies that 1-D resonant triads must appear on the faces of T defined by (2.10a-c). Additionally, from (2.7a,b), one can see

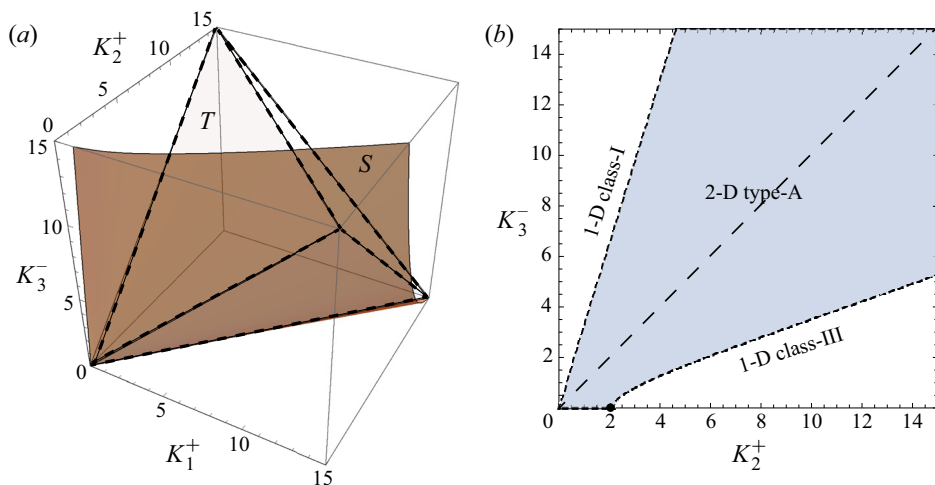


FIGURE 2. Type-A resonance. (a) Surface S in the (K_1^+, K_2^+, K_3^-) -space defined by the resonance condition for the wave frequencies (2.6) for $\rho_2/\rho_1 = 1.163$ and $h_2/h_1 = 4$. The dashed lines represent the edges of T . (b) Region of type-A resonance (shaded), which is the projection of the resonance surface S_R onto the (K_2^+, K_3^-) -plane. The boundaries (dashed) represent the 1-D class-I and class-III resonant interactions. The black dot on the abscissa denotes the minimum wavenumber for the 1-D class-III resonance: $K_{2m}^+ \approx 2.157$. The long dashed line represents the symmetric case of $K_2^+ = K_3^-$ and $\theta_2^+ = -\theta_3^-$.

that $\theta_2 = -\theta_3$ only when (i) $K_2 = K_3$ or (ii) $K_1 = K_2 + K_3$, the latter of which implies 1-D waves with $\theta_2 = \theta_3 = 0$.

The resonance condition between the wave frequencies Ω_j ($j = 1, 2, 3$) given by (2.6) can be written, after using the linear dispersion relations, in the form of $F(K_1, K_2, K_3) = 0$, which defines a surface S in the (K_1, K_2, K_3) -space. Then, any part of S residing inside T defines the surface of resonance S_R .

As the dispersion relations for surface and internal gravity waves are different, to explicitly find the resonance surface S_R , the resonance condition between Ω_j ($j = 1, 2, 3$) given by (2.6) needs to be examined separately for the type-A and type-B resonances.

2.2. Type-A resonance between two surface waves and one internal wave

For the type-A resonance, we consider two surface wave modes ($K_{1,2} = K_{1,2}^+$) and one internal wave mode ($K_3 = K_3^-$) that satisfy the resonance conditions

$$K_1^+ = K_2^+ + K_3^-, \quad \Omega_1^+ = \Omega_2^+ + \Omega_3^-, \tag{2.11a,b}$$

where the superscript $+$ or $-$ for K_j ($j = 1, 2, 3$) is used just to emphasize that the wavenumber is associated with either the surface or internal wave mode while Ω_j^\pm are defined by

$$\Omega_j^\pm = \Omega_\pm(K_j). \tag{2.12}$$

Figure 2(a) shows the surface S and the open tetrahedron T defined by (2.6) and (2.10a-c), respectively, for $h_2/h_1 = 4$ and $\rho_2/\rho_1 = 1.163$. The resonance surface denoted by S_R is the part of S inside T and, then, all possible resonant triads stay on S_R .

When K_2^+ and K_3^- are chosen as two free parameters, the projection of S_R onto the (K_2^+, K_3^-) -plane is shown in figure 2(b), where $K_j^\pm = |K_j^\pm|$ ($j = 2, 3$). For any choice of

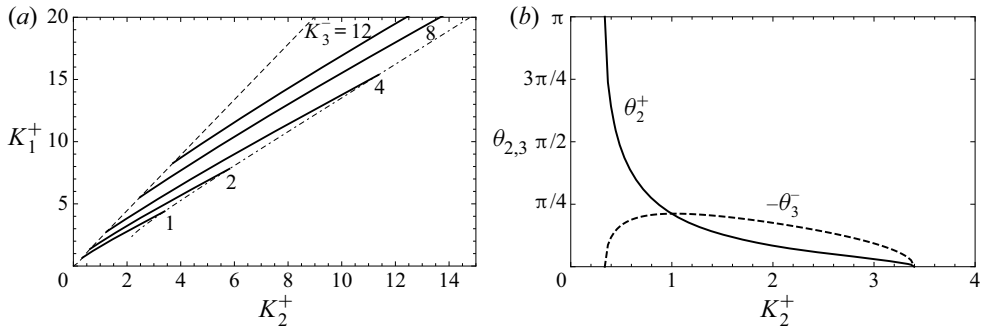


FIGURE 3. Type-A resonant triads for $\rho_2/\rho_1 = 1.163$ and $h_2/h_1 = 4$. (a) K_1^+ versus K_2^+ (solid) for different values of K_3^- . The dashed and dash-dotted lines represent the 1-D class-I and class-III resonances, respectively. (b) θ_2^+ (solid) and $-\theta_3^-$ (dashed) versus K_2^+ for $K_3^- = 1$, for which the range of K_2^+ is given by $0.337 \lesssim K_2^+ \lesssim 3.398$. Note that $\theta_1^+ = 0$.

(K_2^+, K_3^-) inside the shaded area, which will be referred to as the resonance region, K_1^+ and θ_j^\pm ($j = 2, 3$) can be computed from (2.6) and (2.8a,b). Then, the corresponding resonant triad can be constructed inside the resonance region.

The boundaries (in dashed lines) of the resonance region represent 1-D resonant triad interactions. The upper boundary corresponds to the intersection of the resonance surface S_R with the plane given by $K_1^+ = -K_2^+ + K_3^-$ so that, from (2.8a,b), $\theta_2^+ = \pi$ and $\theta_3^- = 0$. Therefore, along with $\theta_1^+ = 0$, the upper boundary describes the 1-D class-I resonance, where the two surface wave modes are propagating in opposite directions. As can be seen in figure 2(b), the 1-D class-I resonance is possible for any value of K_2^+ .

On the other hand, the lower boundary in figure 2(b) represents the intersection of S_R with the plane given by $K_1^+ = K_2^+ + K_3^-$ for which $\theta_2^+ = \theta_3^- = 0$ from (2.8a,b) so that the two surface and one internal waves propagate in the same direction. This is known as the 1-D class-III resonance and occurs only when at least one of the surface wavenumbers (more specifically, K_1^+ in our case) is greater than the critical wavenumber K_c^+ whose group velocity is the same as the phase velocity of a long internal wave. The critical wavenumber K_c^+ depends on the density and depth ratios and, for the physical parameters used in figure 2, $K_c^+ \approx 2.17$. For 1-D waves, note that the class-III resonance ($K_1^+ = K_2^+ + K_3^-$) occurs only when $K_2^+ > K_3^-$, while the class-I resonance ($K_1^+ + K_2^+ = K_3^-$) occurs when an internal wave has a shorter wavelength than two surface waves ($K_3^- > K_{1,2}^+$).

For 2-D type-A resonant triads, the solutions of (2.11a,b) for different values of K_3^- are shown in figure 3. One can see from figure 3(a) that K_1^+ in general increases with K_2^+ for a fixed value of K_3^- . The range of K_2^+ is bounded by $(K_2^+)_{min}$ and $(K_2^+)_{max}$, which correspond to the values of K_2^+ for the 1-D class-I and class-III resonances, respectively. As can be seen from figure 3(b), for $K_3^- = 1$, the propagation angle θ_2^+ decreases from π to 0 as K_2^+ increases while θ_3^- remains negative. In general, when K_3^- is fixed, $\theta_2^+ > -\theta_3^-$ for $(K_2^+)_{min} < K_2^+ < K_3^-$ while the opposite is true for $K_3^- < K_2^+ < (K_2^+)_{max}$.

As pointed out previously, when $K_2^+ = K_3^-$, we have $\theta_2^+ = -\theta_3^-$ so that a surface wave mode and an internal wave mode are propagating symmetrically about the positive x -axis, which is the propagation direction of the K_1^+ wave. For example, the propagation angle for the symmetric case with $K_3^- = 1$ is approximately 38.19° , as shown in figure 3(b). In fact, the propagation angle for the symmetric triad varies slightly with K_3^- and its limiting value as $K_3^- \rightarrow \infty$ can be estimated, as follows. From (2.4), for large K , the dispersion relations

can be approximated by

$$\Omega_{\pm}^2 \simeq \left(\frac{\rho \pm 1}{\rho + 1} \right) K, \tag{2.13}$$

where $\rho = \rho_2/\rho_1 > 1$, and $T_j \rightarrow 1$ ($j = 1, 2$) as $K \rightarrow \infty$ have been used. Then, for the type-A symmetric resonance with $K_2^+ = K_3^-$, we have, from (2.11a,b),

$$K_1^+ = K_3^- \left(1 + \sqrt{\frac{\rho - 1}{\rho + 1}} \right)^2, \quad \cos \theta_2^+ = \frac{K_1^+}{2K_3^-} = \frac{1}{2} \left(1 + \sqrt{\frac{\rho - 1}{\rho + 1}} \right)^2. \tag{2.14a,b}$$

For $\rho = \rho_2/\rho_1 = 1.163$, the symmetric triad with $K_2^+ = K_3^-$ has $K_1^+/K_3^- \approx 1.624$ and $\theta_2 \approx 35.71^\circ$ as $K_3^- \rightarrow \infty$.

For a density ratio close to one, relevant for the ocean, the qualitative characteristics of 2-D resonant triads are similar to those shown in figures 2 and 3, except for the value of K_{2m}^+ , at which the 1-D class-III resonance is originated from the K_2^+ -axis, as shown in figure 2(b). As discussed in Taklo & Choi (2020), when the density ratio approaches one, K_{2m}^+ increases rapidly for the class-III resonance. For example, for $h_2/h_1 = 4$ and $\rho_2/\rho_1 = 1.01$, the minimum surface wavenumber for the 1-D class-III resonance is given by $K_{2m}^+ \approx 31.198$.

In general, except for the areas near the K_2^+ and K_3^- -axes, the 2-D type-A resonant triads can always be found in the (K_2^+, K_3^-) -plane.

2.3. Type-B resonance between one surface wave and two internal waves

The type-B resonance occurs between one surface and two internal wave modes. When we assume that $K_1 = K_1^+$ and $K_{2,3} = K_{2,3}^-$, the resonance conditions are given by

$$K_1^+ = K_2^- + K_3^-, \quad \Omega_1^+ = \Omega_2^- + \Omega_3^-. \tag{2.15a,b}$$

Figure 4(a) shows the surface S defined by the resonance condition between Ω_1^+ and $\Omega_{2,3}^-$ for $\rho_2/\rho_1 = 1.163$ and $h_2/h_1 = 4$. Again the part of S inside the open tetrahedron T defines the resonance surface S_R . Figure 4(b) shows the region of resonance, or the projection of S_R onto the (K_2^-, K_3^-) -plane. As the subscripts 2 and 3 in (2.15a,b) can be interchanged, one can expect the resonance region to be symmetric about the straight line $K_2^- = K_3^-$, as can be seen from figure 4(b). The resonant triads on one side of the line of symmetry are equivalent to those on the other side when the subscripts 2 and 3 are interchanged.

Once again, the boundaries of the resonance region (shaded) in figure 4(b) represent 1-D resonant interactions. The upper and lower boundaries correspond to the intersections of S with the planes given by $K_1^+ = -K_2^- + K_3^-$ and $K_1^+ = K_2^- - K_3^-$, respectively. As the propagation angles on the upper and lower boundaries are given, from (2.8a,b), by $(\theta_2^-, \theta_3^-) = (\pi, 0)$ and $(\theta_2^-, \theta_3^-) = (0, \pi)$, respectively, two internal waves in a resonant triad propagate in opposite directions to each other while the surface wave with $\theta_1^+ = 0$ propagates in the positive x -direction. This is known as the 1-D class-II resonance (Segur 1980).

Figure 5(a) shows the variation of K_1^+ with K_2^- for different values of K_3^- . For each value of K_3^- , the admissible range of K_2^- is limited by the 1-D class-II resonance and increases with K_3^- . For example, for $K_3^- = 4$, the type-B resonance occurs only for $2.960 \lesssim K_2^- \lesssim 5.408$. The surface wavenumber K_1^+ increases with K_2^- in the range, but remains smaller than both K_2^- and K_3^- . Therefore, the type-B resonance is the interaction between a longer

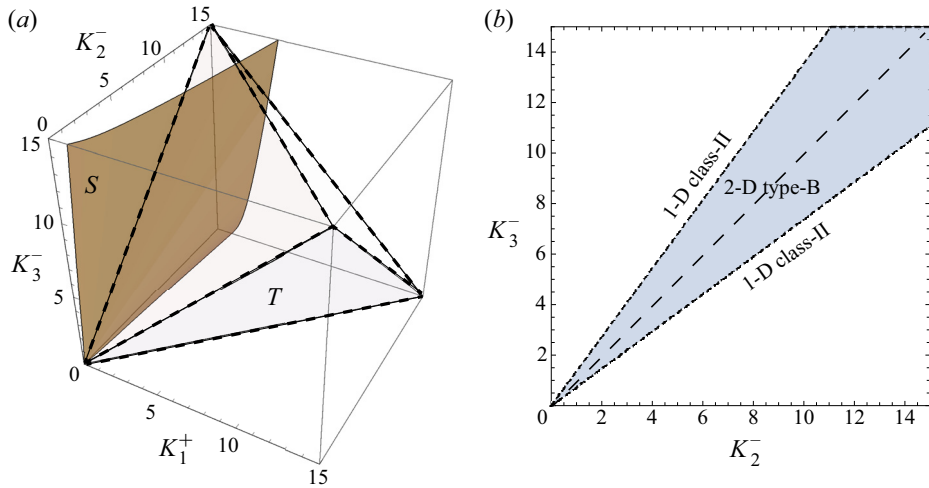


FIGURE 4. Type-B resonance for $\rho_2/\rho_1 = 1.163$ and $h_2/h_1 = 4$. (a) Surface S in the (K_1^+, K_2^-, K_3^-) -space defined by the resonance condition for the wave frequencies given by (2.6). The dashed lines represent the edges of T . (b) Region of type-B resonance (shaded), which is the projection of the resonance surface S_R onto the (K_2^-, K_3^-) -plane. The short-dashed lines represent the 1-D class-II resonant interactions and, as the subscripts 2 and 3 can be changed, the region is symmetric about the long-dashed line, on which symmetric resonant triads of type-B exist with $K_2^- = K_3^-$ and $\theta_2^- = -\theta_3^-$.

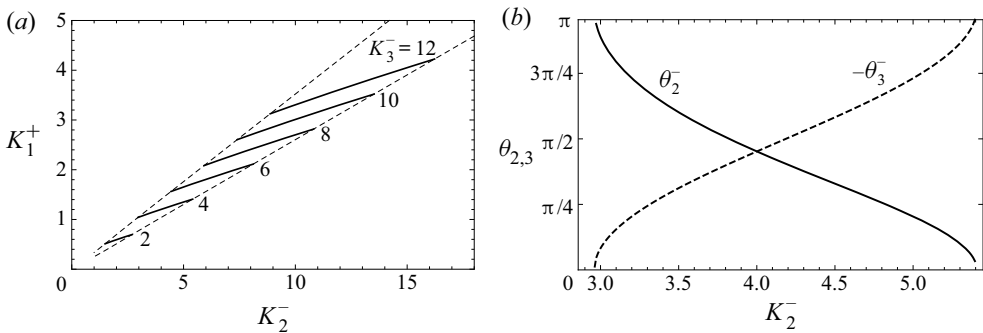


FIGURE 5. Type-B resonant triads for $\rho_2/\rho_1 = 1.163$ and $h_2/h_1 = 4$. (a) K_1^+ versus K_2^- for different values of K_3^- . The upper and lower dashed lines represent the 1-D class-II resonances with $(\theta_2^-, \theta_3^-) = (\pi, 0)$ and $(\theta_2^-, \theta_3^-) = (0, \pi)$, respectively. Note that $\theta_1^+ = 0$. (b) θ_2^- (solid) and $-\theta_3^-$ (dashed) versus K_2^- for $K_3^- = 4$. The admissible range of K_2^- is given by $2.960 \lesssim K_2^- \lesssim 5.408$, whose limits are the two possible values of K_2^- for the 1-D class-II resonance.

surface wave and two shorter internal waves. Due to the symmetry between the subscripts 2 and 3 in the resonance conditions given by (2.15a,b), the propagation angles for the K_2^- and K_3^- waves $(\theta_{2,3}^-)$ are reversed when $K_2^- = K_3^-$, as shown in figure 5(b).

Similarly to the type-A case, the type-B resonance also supports symmetric triads with $K_2^- = K_3^-$ and $\theta_2^- = -\theta_3^-$, as shown in figure 4(b). The surface wavenumber K_1^+ in a symmetric triad increases with K_2^- and its limiting behaviour as $K_2^- \rightarrow \infty$ can be found, from the frequency resonance condition for the symmetric case given by

$\Omega_+(K_1^+) = 2\Omega_-(K_2^-)$ with (2.13) for Ω_{\pm} , as

$$K_1^+/K_2^- = 4(\rho - 1)/(\rho + 1). \tag{2.16}$$

On the other hand, the propagation angle $\theta_2 = -\theta_3$ can be found, from (2.8a,b), as

$$\cos \theta_2 = K_1^+/(2K_2^-) = 2(\rho - 1)/(\rho + 1). \tag{2.17}$$

For example, for $\rho_2/\rho_1 = 1.163$, the propagation directions of two symmetric internal waves about the x -axis are close to $\pm 81.34^\circ$, independent of the depth ratio, while the surface wave is propagating in the positive x -direction.

When the density ratio ρ_2/ρ_1 approaches 1, the width of the resonance region decreases toward the line of symmetry $K_2^- = K_3^-$. Therefore, the type-B resonance is expected to less frequently occur under realistic oceanic conditions unless the wave frequencies satisfy $\Omega_1^+ \approx 2\Omega_2^- \approx 2\Omega_3^-$. For the symmetric resonance to occur, the propagation angles of the two internal waves are close to $\pm 90^\circ$, as can be seen from (2.17), so that the surface and internal waves are propagating almost perpendicularly to each other.

As the density ratio ρ_2/ρ_1 increases from 1, the resonance region first widens, but, beyond a certain density ratio, a qualitatively different region of resonance appears. For example, figure 6 shows the resonance surface S_R and its projection onto the (K_2^-, K_3^-) -plane for $\rho_2/\rho_1 = 3.1$ and $h_2/h_1 = 4$. The symmetric resonant triad disappears at a finite value of K_2^- , where the resonance region is split and is bounded by two outer and two inner boundaries. The outer boundaries still correspond to the 1-D class-II resonance, but the inner boundaries that appear on the face of the open tetrahedron given by $K_1^+ = K_2^- + K_3^-$ represent a different 1-D resonance. The corresponding propagation angles can be found, from (2.8a,b), as $\theta_1^+ = \theta_2^- = \theta_3^- = 0$ and, therefore, all three waves propagate in the same direction, similarly to the 1-D class-III resonance observed in the type-A resonance. This resonance will be hereafter referred to as the 1-D class-IV resonance to distinguish it from other 1-D resonances.

To find the critical density ratio beyond which the 1-D class-IV resonance occurs, it is sufficient to consider the short-wave limit as the class-IV resonance is always observed as $K_j \rightarrow \infty$ ($j = 1, 2, 3$), as shown in figure 6. For short waves, using the dispersion relations given by (2.13) for Ω_{\pm} , the class-IV resonance conditions can be written as

$$K_1^+ = K_2^- + K_3^-, \quad \sqrt{K_1^+} = \sqrt{\frac{\rho - 1}{\rho + 1}} \left(\sqrt{K_2^-} + \sqrt{K_3^-} \right), \tag{2.18a,b}$$

which can be combined to

$$\left(\sqrt{K_2^-} - \sqrt{K_3^-} \right)^2 / \sqrt{K_2^- K_3^-} = \rho - 3 \geq 0. \tag{2.19}$$

Therefore, the 1-D class-IV resonance occurs only for $\rho = \rho_2/\rho_1 \geq 3$. Then the three waves propagate in the same direction.

From figure 6(b), it can be noticed that there exists a critical wavenumber K_c^- , where the symmetric triad ceases to exist and the class-IV resonance appears. At the criticality, from $K_2^- = K_3^- = K_c^-$ and $K_1^+ = K_2^- + K_3^- = 2K_c^-$, the critical wavenumber K_c^- can be computed from the frequency condition for the class-IV resonance: $\Omega_+(2K_c^-) = 2\Omega_-(K_c^-)$. For example, for $\rho_2/\rho_1 = 3.1$ and $h_2/h_1 = 4$, the critical wavenumber K_c^- for the class-IV resonance can be computed as $K_c^- \approx 2.072$.

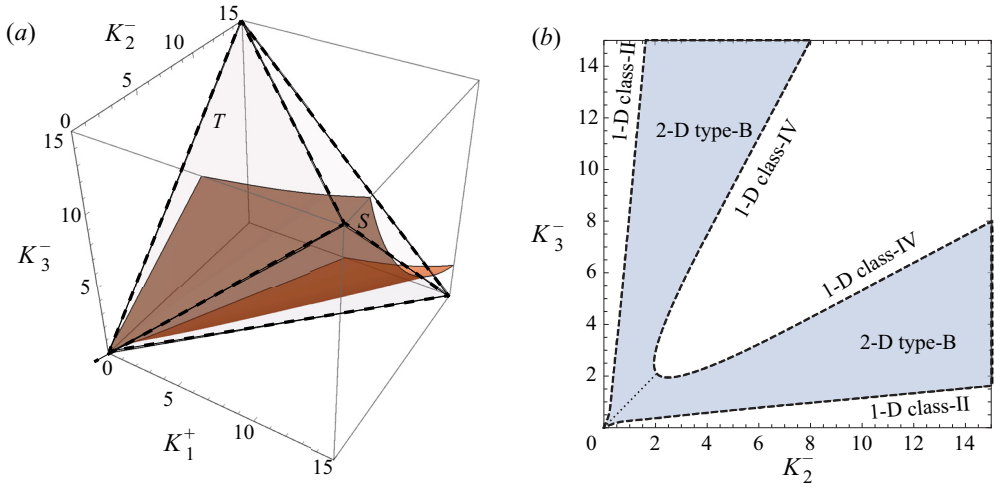


FIGURE 6. Type-B resonance for $\rho_2/\rho_1 = 3.1$ and $h_2/h_1 = 4$. (a) Surface S in the (K_1^+, K_2^-, K_3^-) -space defined by the resonance condition for the wave frequencies given by (2.6). The dashed lines represent the edges of T . (b) Resonance region (shaded) that is the projection of the resonance surface S_R onto the (K_2^-, K_3^-) -plane. The short-dashed lines represent the 1-D class-II and class-IV resonant interactions. The dotted line denotes the symmetric triad resonance.

Figure 7(a) shows the variations of K_1^+ with K_2^- for different values of K_3^- . For $K_3^- < K_{3m}^- (\approx 1.940)$, the type-B resonance is possible over a range of K_2^- bounded by the 1-D class-II resonances. For example, for $K_3^- = 1$, the range of K_2^- is given by $0.272 \lesssim K_2^- \lesssim 8.357$ and K_1^+ increases with K_2^- . The propagation angle of the K_2^- wave decreases continuously from $\theta_2^- = \pi$ to 0 while the opposite is true for the K_3^- wave, as shown in figure 7(b). As before, the two propagation angles are the same for the symmetric case with $K_2^- = K_3^-$. On the other hand, for $K_3^- > K_{3m}^-$, the type-B resonance occurs over two ranges of K_2^- , each bounded by the 1-D class-II and class-IV resonances. For example, for $K_3^- = 4$, the admissible ranges of K_2^- are given by $0.580 \lesssim K_2^- \lesssim 2.337$ and $7.488 \lesssim K_2^- < \infty$, as can be observed in figure 7(c). At $K_2^- \approx 2.337$ and 7.488 , where the 1-D class-IV resonance happens, $\theta_2^- = \theta_3^- = 0$, which implies, with $\theta_1^+ = 0$, that both the surface and internal waves propagate in the positive x -direction, as mentioned previously.

3. Spectral formulation for two-layer system

3.1. Two-layer Hamiltonian system

For a two-layer system shown in figure 1, it has been known (Benjamin & Bridges 1997; Craig, Guyenne & Kalisch 2005) that the surface and interface motions are governed by a Hamiltonian system ($i = 1, 2$):

$$\frac{\partial \zeta_i}{\partial t} = \frac{\delta E}{\delta \Psi_i}, \quad \frac{\partial \Psi_i}{\partial t} = -\frac{\delta E}{\delta \zeta_i}. \tag{3.1a,b}$$

Here the Hamiltonian E is the total energy. In (3.1a,b), $\zeta_1(\mathbf{x}, t)$ and $\zeta_2(\mathbf{x}, t)$ with $\mathbf{x} = (x, y)$ represent the surface and interface displacements, respectively, while $\Psi_i(\mathbf{x}, t)$ ($i = 1, 2$)

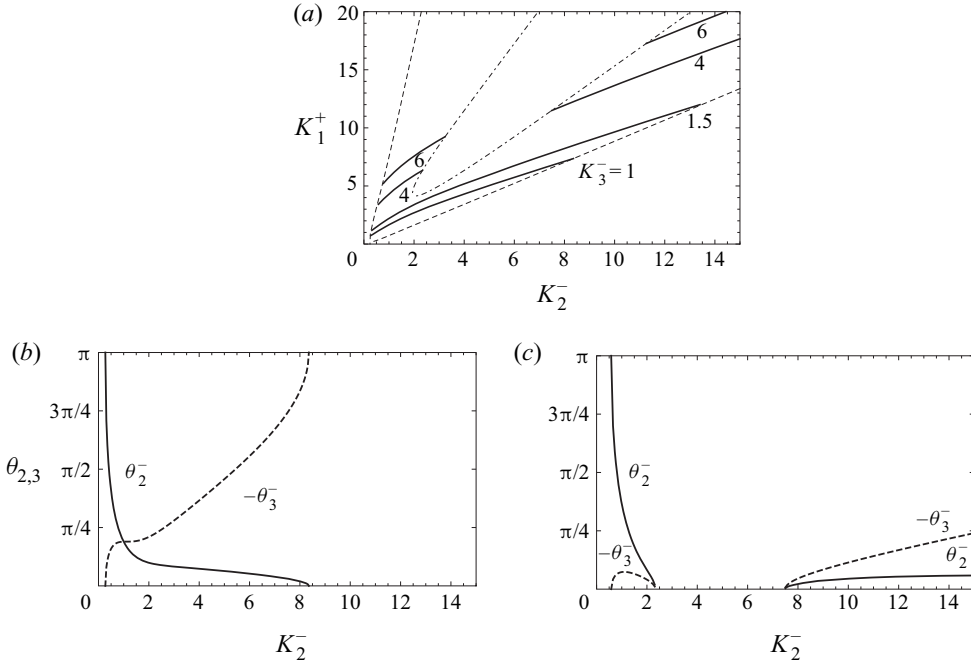


FIGURE 7. Type-B resonant triads for $\rho_2/\rho_1 = 3.1$ and $h_2/h_1 = 4$. (a) K_1^+ versus K_2^- for different values of K_3^- . The dashed and dash-dotted lines represent the class-II and class-IV resonances, respectively. (b) θ_2^- (solid) and $-\theta_3^-$ (dashed) versus K_2^- for $K_3^- = 1$. The admissible range of K_2^- is given by $0.272 \lesssim K_2^- \lesssim 8.357$. (c) θ_2^- (solid) and $-\theta_3^-$ (dashed) versus K_2^- for $K_3^- = 4$. The admissible ranges of K_2^- are given by $0.580 \lesssim K_2^- \lesssim 2.337$ and $7.488 \lesssim K_2^- < \infty$.

are the density-weighted velocity potentials defined as

$$\Psi_1 = \rho_1 \Phi_1, \quad \Psi_2 = \rho_2 \Phi_2 - \rho_1 \bar{\Phi}_1, \tag{3.2a,b}$$

where $\Phi_1(\mathbf{x}, t) \equiv \phi_1(\mathbf{x}, z = \zeta_1, t)$, $\bar{\Phi}_1(\mathbf{x}, t) \equiv \phi_1(\mathbf{x}, z = -h_1 + \zeta_2, t)$ and $\Phi_2(\mathbf{x}, t) \equiv \phi_2(\mathbf{x}, z = -h_1 + \zeta_2, t)$ with ϕ_i ($i = 1, 2$) being the solution of the three-dimensional Laplace equation of the i -th layer. Alternatively, one can define $\Psi_1 = \Phi_1$ and $\Psi_2 = \Phi_2 - (\rho_2/\rho_1)\Phi_1$, which is equivalent to considering ρ_2 as the density ratio with $\rho_1 = 1$ in the following formulations.

Under the assumption of small wave steepness, $\epsilon \ll 1$, Taklo & Choi (2020) obtained an explicit Hamiltonian system, correct to $O(\epsilon^2)$, for ζ_i and Ψ_i ($i = 1, 2$) given by

$$\begin{aligned} \frac{\partial \zeta_1}{\partial t} = & \gamma_{11} \Psi_1 + \gamma_{12} \Psi_2 - \rho_1 \gamma_{11} [\zeta_1 (\gamma_{11} \Psi_1 + \gamma_{12} \Psi_2)] - \Delta \rho \gamma_{21} [\zeta_2 (\gamma_{21} \Psi_1 + \gamma_{22} \Psi_2)] \\ & - \nabla \cdot (\zeta_1 \nabla \Psi_1) / \rho_1 + \Delta \rho (\rho_2 / \rho_1) \gamma_{31} \nabla \cdot (\zeta_2 \gamma_{31} \nabla \Psi_1) - \rho_2 \gamma_{31} \nabla \cdot (\zeta_2 \gamma_{33} \nabla \Psi_2), \end{aligned} \tag{3.3}$$

$$\begin{aligned} \frac{\partial \zeta_2}{\partial t} = & \gamma_{21} \Psi_1 + \gamma_{22} \Psi_2 - \rho_1 \gamma_{12} [\zeta_1 (\gamma_{11} \Psi_1 + \gamma_{12} \Psi_2)] - \Delta \rho \gamma_{22} [\zeta_2 (\gamma_{21} \Psi_1 + \gamma_{22} \Psi_2)] \\ & - \rho_2 \gamma_{33} \nabla \cdot (\zeta_2 \gamma_{31} \nabla \Psi_1) - \rho_2 J \nabla \cdot (\zeta_2 J \nabla \Psi_2) + \rho_1 \gamma_{32} \nabla \cdot (\zeta_2 \gamma_{32} \nabla \Psi_2), \end{aligned} \tag{3.4}$$

$$\frac{\partial \Psi_1}{\partial t} = -\rho_1 g \zeta_1 + \frac{1}{2} \rho_1 (\gamma_{11} \Psi_1 + \gamma_{12} \Psi_2)^2 - \frac{1}{2} \nabla \Psi_1 \cdot \nabla \Psi_1 / \rho_1, \tag{3.5}$$

$$\begin{aligned} \frac{\partial \Psi_2}{\partial t} = & -\Delta \rho g \zeta_2 + \frac{1}{2} \Delta \rho (\gamma_{21} \Psi_1 + \gamma_{22} \Psi_2)^2 + \frac{1}{2} \Delta \rho (\rho_2 / \rho_1) (\gamma_{31} \nabla \Psi_1) \cdot (\gamma_{31} \nabla \Psi_1) \\ & - \frac{1}{2} \rho_2 (J \nabla \Psi_2) \cdot (J \nabla \Psi_2) + \frac{1}{2} \rho_1 (\gamma_{32} \nabla \Psi_2) \cdot (\gamma_{32} \nabla \Psi_2) - \rho_2 (\gamma_{31} \nabla \Psi_1) \cdot (\gamma_{33} \nabla \Psi_2), \end{aligned} \tag{3.6}$$

where the Fourier multipliers γ_{ij} are defined as

$$\gamma_{11} = kJ [(\rho_2 / \rho_1) T_1 + T_2], \quad \gamma_{12} = \gamma_{21} = kJST_2, \quad \gamma_{22} = kJT_2, \tag{3.7a-c}$$

$$\gamma_{31} = JS, \quad \gamma_{32} = JT_1 T_2, \quad \gamma_{33} = J(1 + T_1 T_2), \tag{3.8a-c}$$

with T_i ($i = 1, 2$), S and J given by

$$T_i = \tanh kh_i, \quad S = \operatorname{sech} kh_1, \quad J = (\rho_1 T_1 T_2 + \rho_2)^{-1}. \tag{3.9a-c}$$

Here $\gamma_{ij} \Psi_l$ ($i, j = 1, 2, 3, l = 1, 2$) should be understood as

$$\gamma_{ij} \Psi_l = \Gamma_{ij}[\Psi_l] \equiv \int_{-\infty}^{\infty} \hat{\gamma}_{ij}(\mathbf{x} - \mathbf{x}') \Psi_l(\mathbf{x}', t) \, d\mathbf{x}', \tag{3.10}$$

where $\hat{\gamma}_{ij}(\mathbf{x})$ is the inverse Fourier transform of $\gamma_{ij}(\mathbf{k})$. The similar interpretation also applies to $J\Psi_l$ ($l = 1, 2$) in (3.4) and (3.6).

The corresponding Hamiltonian that is the total energy E can be written as

$$E = E_2 + E_3, \tag{3.11}$$

where $E_n = O(\epsilon^n)$ are given by

$$\begin{aligned} E_2 = & \frac{1}{2} \int [\rho_1 g \zeta_1^2 + \Delta \rho g \zeta_2^2 \\ & + \Psi_1 (\gamma_{11} \Psi_1) + \Psi_1 (\gamma_{12} \Psi_2) + \Psi_2 (\gamma_{21} \Psi_1) + \Psi_2 (\gamma_{22} \Psi_2)] \, d\mathbf{x}, \end{aligned} \tag{3.12}$$

$$\begin{aligned} E_3 = & -\frac{1}{2} \int \left[\zeta_1 \left\{ -\nabla \Psi_1 \cdot \nabla \Psi_1 / \rho_1 + \rho_1 (\gamma_{11} \Psi_1 + \gamma_{12} \Psi_2)^2 \right\} \right. \\ & + \zeta_2 \left\{ \Delta \rho (\rho_2 / \rho_1) (\gamma_{31} \nabla \Psi_1) \cdot (\gamma_{31} \nabla \Psi_1) - 2\rho_2 (\gamma_{31} \nabla \Psi_1) \cdot (\gamma_{33} \nabla \Psi_2) \right. \\ & \left. \left. + \rho_1 (\gamma_{32} \nabla \Psi_2) \cdot (\gamma_{32} \nabla \Psi_2) - \rho_2 (J \nabla \Psi_2) \cdot (J \nabla \Psi_2) + \Delta \rho (\gamma_{21} \Psi_1 + \gamma_{22} \Psi_2)^2 \right\} \right] \, d\mathbf{x}. \end{aligned} \tag{3.13}$$

Then, it can be shown that the nonlinear evolution equations for ζ_i and Ψ_i ($i = 1, 2$) given by (3.3)–(3.6) are Hamilton’s equations (3.1a,b). Therefore, the total energy given by (3.11) with (3.12) and (3.13) is conserved exactly.

While the resonant interactions between surface and internal wave modes are of our interest, the Hamiltonian system in physical space given by (3.3)–(3.6) describes the combined surface and interface motions of the two modes. Therefore, it is necessary to identify the surface and internal wave contributions from the surface and interface motions. As this decomposition can be accomplished conveniently in spectral space, we first obtain a spectral model corresponding to the Hamiltonian system (3.3)–(3.6).

3.2. Hamiltonian in spectral space

To write the second-order model in spectral space, we introduce the Fourier transforms of ζ_j and Ψ_j ($j = 1, 2$):

$$\zeta_{1,2}(\mathbf{x}, t) = \int a_{+,-}(\mathbf{k}, t) e^{-i\mathbf{k}\cdot\mathbf{x}} d\mathbf{k}, \quad \Psi_{1,2}(\mathbf{x}, t) = \int b_{+,-}(\mathbf{k}, t) e^{-i\mathbf{k}\cdot\mathbf{x}} d\mathbf{k}. \quad (3.14a,b)$$

As ζ_j and Ψ_j are real functions, the complex conjugates of a_{\pm} and b_{\pm} , denoted by a_{\pm}^* and b_{\pm}^* , satisfy

$$a_{\pm}^*(\mathbf{k}, t) = a_{\pm}(-\mathbf{k}, t), \quad b_{\pm}^*(\mathbf{k}, t) = b_{\pm}(-\mathbf{k}, t). \quad (3.15a,b)$$

By substituting these into (3.12) and (3.13), the second- and third-order Hamiltonians (leading to the linear and second-order systems, respectively) defined by $H_n = E_n / (2\pi)^2$ can be found as

$$H_2 = \frac{1}{2} \int (\rho_u g a_+ a_+^* + \Delta \rho g a_- a_-^* + \gamma_{11} b_+ b_+^* + \gamma_{12} b_+^* b_- + \gamma_{21} b_+ b_-^* + \gamma_{22} b_- b_-^*) d\mathbf{k}, \quad (3.16)$$

$$H_3 = \iiint \left[h_{1,2,3}^{(1)} b_1^+ b_2^+ a_3^+ + h_{1,2,3}^{(2)} b_1^+ b_2^- a_3^+ + h_{1,2,3}^{(3)} b_1^- b_2^- a_3^+ + h_{1,2,3}^{(4)} b_1^+ b_2^+ a_3^- + h_{1,2,3}^{(5)} b_1^+ b_2^- a_3^- + h_{1,2,3}^{(6)} b_1^- b_2^- a_3^- \right] \delta_{1+2+3} d\mathbf{k}_{1,2,3}, \quad (3.17)$$

where $\delta(\mathbf{k})$ is the Dirac delta function with

$$\delta_j = \delta(\mathbf{k}_j), \quad \delta_{1+2} = \delta(\mathbf{k}_1 + \mathbf{k}_2), \quad \delta_{1+2+3} = \delta(\mathbf{k}_1 + \mathbf{k}_2 + \mathbf{k}_3), \quad (3.18a-c)$$

and we have used the following shorthand notation for $j = 1, 2$:

$$a_j^{\pm} = a_{\pm}(\mathbf{k}_j), \quad b_j^{\pm} = b_{\pm}(\mathbf{k}_j), \quad d\mathbf{k}_{1,2,3} = d\mathbf{k}_1 d\mathbf{k}_2 d\mathbf{k}_3. \quad (3.19a-c)$$

Note that, due to δ_{1+2+3} , the triple integral in (3.17) can be written as a double integral. In (3.16) and (3.17), as the subscripts are used to denote the wavenumber dependence, ρ_1 and ρ_2 are replaced by ρ_u and ρ_l , respectively, and the superscripts have been used for \pm whenever necessary to avoid any confusion with the indices for wavenumbers. Likewise, T_1 and T_2 are replaced by U and L so that

$$U_j = \tanh(k_j h_1), \quad L_j = \tanh(k_j h_2), \quad J_j = (\rho_u U_j L_j + \rho_l)^{-1}, \quad S_j = \text{sech}(k_j h_1). \quad (3.20a-d)$$

The coefficients $h_{1,2,3}^{(j)}$ for $j = 1, 2, \dots, 6$ in (3.17) are defined as

$$h_{1,2,3}^{(1)} = -\frac{1}{2} (\mathbf{k}_1 \cdot \mathbf{k}_2) / \rho_u - \frac{1}{2} \rho_u \gamma_{11,1} \gamma_{11,2}, \quad (3.21)$$

$$h_{1,2,3}^{(2)} = -\rho_u \gamma_{11,1} \gamma_{12,2}, \quad h_{1,2,3}^{(3)} = -\frac{1}{2} \rho_u \gamma_{12,1} \gamma_{12,2}, \quad (3.22)$$

$$h_{1,2,3}^{(4)} = -\frac{1}{2} \Delta \rho \left[-(\rho_l / \rho_u) \gamma_{31,1} \gamma_{31,2} (\mathbf{k}_1 \cdot \mathbf{k}_2) + \gamma_{21,1} \gamma_{21,2} \right], \quad (3.23)$$

$$h_{1,2,3}^{(5)} = -\Delta \rho \gamma_{21,1} \gamma_{22,2} - \rho_l \gamma_{31,1} \gamma_{33,2} (\mathbf{k}_1 \cdot \mathbf{k}_2), \quad (3.24)$$

$$h_{1,2,3}^{(6)} = -\frac{1}{2} \left[\Delta \rho \gamma_{22,1} \gamma_{22,2} + (\rho_l \gamma_{30,1} \gamma_{30,2} - \rho_u \gamma_{32,1} \gamma_{32,2}) (\mathbf{k}_1 \cdot \mathbf{k}_2) \right], \quad (3.25)$$

where $\gamma_{mn,j}$ denote γ_{mn} defined in (3.7a–c) with $k = k_j$ so that

$$\gamma_{11,j} = k_j J_j [(\rho_l/\rho_u)U_j + L_j], \quad \gamma_{12,j} = \gamma_{21,j} = k_j J_j S_j L_j, \quad \gamma_{22,j} = k_j J_j L_j, \quad (3.26a-c)$$

$$\gamma_{30,j} = J_j, \quad \gamma_{31,j} = J_j S_j, \quad \gamma_{32,j} = J_j U_j L_j, \quad \gamma_{33,j} = J_j(1 + U_j L_j). \quad (3.27a-d)$$

Note that $h_{1,2,3}^{(j)}$ satisfy the following conditions:

$$h_{1,2,3}^{(j)} = h_{2,1,3}^{(j)} \quad \text{for } j = 1, 3, 4, 6, \quad (3.28)$$

$$h_{1,2,3}^{(j)} = h_{-1,-2,3}^{(j)} = h_{1,2,-3}^{(j)} = h_{-1,-2,-3}^{(j)} \quad \text{for } j = 1, \dots, 6. \quad (3.29)$$

From Hamilton’s equations in spectral space (Krasitskii 1994) with $H = H_2 + H_3$, the evolution equations for a_{\pm} and b_{\pm} can be obtained from

$$\frac{\partial a_{\pm}}{\partial t} = \frac{\delta H}{\delta b_{\pm}^*}, \quad \frac{\partial b_{\pm}}{\partial t} = -\frac{\delta H}{\delta a_{\pm}^*}, \quad (3.30a,b)$$

which are given explicitly in [appendix A](#).

3.3. Mode decomposition into surface and internal wave modes

As a_{\pm} and b_{\pm} represent the combined motions of the surface and internal wave modes, the system for a_{\pm} and b_{\pm} given by (3.30a,b), or, explicitly by (A 1) and (A 2), is inconvenient to study energy transfer between the two wave modes. Therefore, it is desirable to decompose a_{\pm} and b_{\pm} into the amplitudes of the two modes.

As described in detail in [appendix B](#), one can find new conjugate variables $\mathbf{q} = (q_+, q_-)^T$ and $\mathbf{p} = (p_+, p_-)^T$ from $\mathbf{a} = (a_+, a_-)^T$ and $\mathbf{b} = (b_+, b_-)^T$ using the transformation

$$\mathbf{a} = \mathbf{Q}\mathbf{q}, \quad \mathbf{b} = \mathbf{P}\mathbf{p}, \quad (3.31a,b)$$

where \mathbf{Q} and \mathbf{P} are 2×2 matrices given by (B 16). Here \mathbf{q} and \mathbf{p} correspond to the generalized coordinate and momentum, respectively, with (q_+, p_+) and (q_-, p_-) describing the surface and internal wave modes, respectively. Note that (\mathbf{q}, \mathbf{p}) and their complex conjugates are related as

$$\mathbf{q}(-\mathbf{k}, t) = \mathbf{q}^*(\mathbf{k}, t), \quad \mathbf{p}(-\mathbf{k}, t) = \mathbf{p}^*(\mathbf{k}, t). \quad (3.32a,b)$$

By substituting (B 16) into (3.16) (with the help of Mathematica), the second-order Hamiltonian H_2 can be found, in terms of the conjugate variables (q_{\pm}, p_{\pm}) , as

$$H_2 = \frac{1}{2} \int [(\omega_+^2 q_+ q_+^* + p_+ p_+^*) + (\omega_-^2 q_- q_-^* + p_- p_-^*)] d\mathbf{k}, \quad (3.33)$$

where the sum of the first two terms and that of the last two terms represent the total energy of the surface and internal wave modes, respectively, under the linear assumption.

The expression for the third-order Hamiltonian H_3 representing the nonlinear interactions between the surface and internal wave modes can be found, in terms of the

conjugate variables (q_{\pm}, p_{\pm}) , as

$$H_3 = \iiint \left[U_{1,2,3}^{(1)} p_1^+ p_2^+ q_3^+ + U_{1,2,3}^{(2)} p_1^+ p_2^- q_3^+ + U_{1,2,3}^{(3)} p_1^- p_2^- q_3^+ + U_{1,2,3}^{(4)} p_1^+ p_2^+ q_3^- + U_{1,2,3}^{(5)} p_1^+ p_2^- q_3^- + U_{1,2,3}^{(6)} p_1^- p_2^- q_3^- \right] \delta_{1+2+3} d\mathbf{k}_{1,2,3}, \tag{3.34}$$

where $U_{1,2,3}^{(j)}$ for $j = 1, \dots, 6$ are listed in [appendix C](#). Once again, we have used the superscripts \pm to avoid any confusion with the indices for wavenumbers so that $p_j^{\pm} = p_{\pm}(\mathbf{k}_j, t)$ and $q_j^{\pm} = q_{\pm}(\mathbf{k}_j, t)$. From Hamilton’s equations given by [\(B 15\)](#), or

$$\frac{\partial \mathbf{q}}{\partial t} = \frac{\delta H}{\delta \mathbf{p}^*}, \quad \frac{\partial \mathbf{p}}{\partial t} = -\frac{\delta H}{\delta \mathbf{q}^*}, \tag{3.35a,b}$$

one can find the evolution equations for (\mathbf{q}, \mathbf{p}) , which are explicitly given in [\(B 18\)–\(B 21\)](#).

3.4. Scalar complex amplitudes

Following Zakharov ([1968](#)) for surface waves, instead of using $\mathbf{q}(\mathbf{k}, t)$ and $\mathbf{p}(\mathbf{k}, t)$, we introduce the following scalar complex amplitudes $z_{\pm}(\mathbf{k}, t)$ for the surface and internal wave modes, respectively,

$$z_{\pm}(\mathbf{k}, t) = \sqrt{\frac{\omega_{\pm}}{2}} \left[q_{\pm}(\mathbf{k}, t) - i \frac{p_{\pm}(\mathbf{k}, t)}{\omega_{\pm}} \right], \tag{3.36}$$

from which q_{\pm} and p_{\pm} can be written in terms of z_{\pm} as

$$q_{\pm}(\mathbf{k}, t) = \sqrt{\frac{1}{2\omega_{\pm}}} [z_{\pm}(\mathbf{k}, t) + z_{\pm}^*(-\mathbf{k}, t)], \quad p_{\pm}(\mathbf{k}, t) = i\sqrt{\frac{\omega_{\pm}}{2}} [z_{\pm}(\mathbf{k}, t) - z_{\pm}^*(-\mathbf{k}, t)], \tag{3.37a,b}$$

where we have used [\(3.32a,b\)](#), and ω_{\pm} are assumed positive. Then, z_{\pm} can be related to (\mathbf{a}, \mathbf{b}) from [\(3.31a,b\)](#) with [\(3.37a,b\)](#).

By substituting [\(3.37a,b\)](#) into [\(3.33\)](#) and [\(3.34\)](#), H_2 can be found, in terms of $z_{\pm}(\mathbf{k}, t)$, as

$$H_2 = \int (\omega_+ z_+ z_+^* + \omega_- z_- z_-^*) d\mathbf{k}, \tag{3.38}$$

where the first and second terms represent the total energy of the surface and internal wave modes, respectively, while H_3 is given by

$$H_3 = \iiint \left[\left\{ V_{1,2,3}^{(1)} (z_1^+ z_2^+ z_3^+ + z_1^+ z_2^{+*} z_3^{+*}) + V_{1,2,3}^{(2)} (z_1^+ z_2^+ z_3^- + z_1^+ z_2^{+*} z_3^{-*}) + V_{1,2,3}^{(3)} (z_1^- z_2^+ z_3^+ + z_1^- z_2^{+*} z_3^{+*}) + V_{1,2,3}^{(4)} (z_1^- z_2^- z_3^+ + z_1^- z_2^{-*} z_3^{+*}) + V_{1,2,3}^{(5)} (z_1^+ z_2^- z_3^- + z_1^+ z_2^{-*} z_3^{-*}) + V_{1,2,3}^{(6)} (z_1^- z_2^- z_3^- + z_1^- z_2^{-*} z_3^{-*}) \right\} \delta_{1-2-3} + \left\{ V_{1,2,3}^{(7)} (z_1^+ z_2^+ z_3^+ + z_1^+ z_2^{+*} z_3^{+*}) + V_{1,2,3}^{(8)} (z_1^+ z_2^+ z_3^- + z_1^+ z_2^{+*} z_3^{-*}) + V_{1,2,3}^{(9)} (z_1^+ z_2^- z_3^- + z_1^+ z_2^{-*} z_3^{-*}) + V_{1,2,3}^{(10)} (z_1^- z_2^- z_3^- + z_1^- z_2^{-*} z_3^{-*}) \right\} \delta_{1+2+3} \right] d\mathbf{k}_{1,2,3}, \tag{3.39}$$

where $z_j^\pm = z_\pm(\mathbf{k}_j, t)$ and the expressions for $V_{1,2,3}^{(j)}$ for $j = 1, \dots, 10$ are listed in appendix C. Then, from (3.35a,b), Hamilton’s equations given, with $H = H_2 + H_3$, by

$$\frac{\partial z_\pm}{\partial t} = i \frac{\delta H}{\delta z_\pm^*}, \tag{3.40}$$

yield the evolution equations for $z_\pm(\mathbf{k}, t)$ that are explicitly written in (B 23).

The system given by (3.40) is an alternative to the second-order spectral model for (q_\pm, p_\pm) given by (B 18)–(B 21) and is valid for both resonant and non-resonant interactions. While the original system of four equations given by (B 18)–(B 21) has been reduced to a system of two equations in (B 22)–(B 23), the number of degrees of freedom, or the number of real unknowns remains the same as there are no relationships between z_\pm and their complex conjugates. Therefore, z_\pm are defined in the whole \mathbf{k} -plane while p_\pm and q_\pm can be defined only in a half of the \mathbf{k} -plane as they are related to their complex conjugates, as shown in (3.32a,b). Nevertheless, to be shown in the followings, the system for z_\pm is advantageous to study the resonant interactions between the surface and internal wave modes.

3.5. Reduced Hamiltonians for resonant triad interactions

To study the resonant triad interactions, it is convenient to find a reduced Hamiltonian from H_3 . We first write z_\pm as

$$z_\pm(\mathbf{k}, t) = \mathcal{Z}_\pm(\mathbf{k}, t) e^{i\omega_\pm t}, \tag{3.41}$$

where, due to nonlinearity, \mathcal{Z}_\pm are assumed to depend on time. When (3.41) is substituted into the expression for H_3 given by (3.39), the integrands of H_3 can be expressed in terms of products of \mathcal{Z}_\pm multiplied by exponential functions oscillating in time with frequencies that are linear combinations of the three wave frequencies. While the integrands are rapidly oscillatory for non-resonant triads, those for resonant waves become independent of fast time as their exponents vanish under the resonance conditions. Therefore, for resonant triads, \mathcal{Z}_\pm depend only on the slow time, or, specifically, ϵt . Then, the evolution of resonant triads can be described by the reduced Hamiltonian that is independent of fast time t . This approach, widely used for gravity and gravity-capillary waves (Zakharov 1968; Mei, Stiassnie & Yue 2005; Chabane & Choi 2019), will be adopted here.

3.5.1. Type-A resonant triad interactions

For type-A resonant interactions, the reduced Hamiltonian \mathcal{H}_A can be identified as

$$\mathcal{H}_A = \iiint V_{1,2,3}^{(2)} (\mathcal{Z}_1^{+*} \mathcal{Z}_2^+ \mathcal{Z}_3^- e^{-i\Delta_{1,2,3}t} + \mathcal{Z}_1^+ \mathcal{Z}_2^{+*} \mathcal{Z}_3^{-*} e^{i\Delta_{1,2,3}t}) \delta_{1-2-3} d\mathbf{k}_{1,2,3}, \tag{3.42}$$

where $\mathcal{Z}_j^\pm = \mathcal{Z}_\pm(\mathbf{k}_j, t)$, and $\Delta_{1,2,3} = \omega_1^+ - \omega_2^+ - \omega_3^- = O(\epsilon) \ll 1$ has been assumed for near-resonant interactions. For exact resonances, $\Delta_{1,2,3} = 0$. This is the only integral that is independent of fast time under the type-A resonance frequency condition given by $\omega_1^+ = \omega_2^+ + \omega_3^-$ and depends only on slowly varying amplitude functions, \mathcal{Z}_1^+ , \mathcal{Z}_2^+ and \mathcal{Z}_3^- . All other integrals rapidly oscillating in time have been neglected. For example, the terms proportional to $V_{1,2,3}^{(3)}$ and $V_{1,2,3}^{(8)}$ represent the interactions between two surface and one internal wave modes, but oscillate fast with the frequencies of $\pm(\omega_1^- - \omega_2^+ - \omega_3^+)$

and $\pm(\omega_1^+ + \omega_2^+ + \omega_3^-)$, respectively, that are non-vanishing. Therefore, they describe non-resonant interactions.

Then, from $\partial Z_{\pm}/\partial t = i(\delta\mathcal{H}_A/\delta Z_{\pm}^*)$, the slowly varying amplitude equations for Z_{\pm} are given by

$$\frac{\partial Z_+}{\partial t} = i \iint \left(V_{0,1,2}^{(2)} Z_1^+ Z_2^- e^{-i\Delta_{0,1,2}t} \delta_{0-1-2} + V_{2,0,1}^{(2)} Z_1^{-*} Z_2^+ e^{i\Delta_{2,0,1}t} \delta_{0+1-2} \right) d\mathbf{k}_{1,2}, \quad (3.43)$$

$$\frac{\partial Z_-}{\partial t} = i \iint V_{1,2,0}^{(2)} Z_1^+ Z_2^{+*} e^{i\Delta_{1,2,0}t} \delta_{0-1+2} d\mathbf{k}_{1,2}. \quad (3.44)$$

It should be pointed out that, as $\Delta_{1,2,3} = \omega_1^+ - \omega_2^+ - \omega_3^- = O(\epsilon) \ll 1$, the integrations in (3.43) and (3.44) should be performed over the resonance region in the $(\mathbf{k}_1, \mathbf{k}_2)$ -plane, where the resonance conditions (2.2) are approximately satisfied. As mentioned previously, the 1-D class-III resonance is the unidirectional limit of the type-A resonance and, therefore, the reduced Hamiltonian for the 1-D class-III resonance is still given by (3.42) once the integration is performed over a range of one-dimensional wavenumbers for which the 1-D class-III resonance is possible.

Under the exact resonance condition ($\Delta_{1,2,3} = 0$), in addition to conservation of the reduced Hamiltonian \mathcal{H}_A , one can show that the system of (3.43) and (3.44) conserves the quantities

$$\frac{d}{dt} \int (\omega_+ |Z_+|^2 + \omega_- |Z_-|^2) d\mathbf{k} = 0, \quad \frac{d}{dt} \int \mathbf{k} (|Z_+|^2 + |Z_-|^2) d\mathbf{k} = 0, \quad (3.45a,b)$$

where the type-A resonance conditions given by (2.2) have been used.

For a single resonant triad satisfying the exact type-A resonance conditions ($\mathbf{k}_1^+ = \mathbf{k}_2^+ + \mathbf{k}_3^-$ and $\omega_1^+ = \omega_2^+ + \omega_3^-$), a wave field is assumed to consist of two surface waves and one internal wave so that

$$Z_+(\mathbf{k}, t) = Z_1^+(t)\delta(\mathbf{k} - \mathbf{k}_1) + Z_2^+(t)\delta(\mathbf{k} - \mathbf{k}_2), \quad Z_-(\mathbf{k}, t) = Z_3^-(t)\delta(\mathbf{k} - \mathbf{k}_3). \quad (3.46a,b)$$

Then, the reduced Hamiltonian \mathcal{H}_A is given, from (3.42), by

$$\mathcal{H}_A = V_{1,2,3}^{(2)} (Z_1^{+*} Z_2^+ Z_3^- + Z_1^+ Z_2^{+*} Z_3^{-*}), \quad (3.47)$$

from which the amplitude equations can be obtained, $\dot{Z}_j^{\pm} = i\delta\mathcal{H}_A/\delta Z_j^{\pm*}$, as

$$\dot{Z}_1^+ = iV_{1,2,3}^{(2)} Z_2^+ Z_3^-, \quad \dot{Z}_2^+ = iV_{1,2,3}^{(2)} Z_1^+ Z_3^{-*}, \quad \dot{Z}_3^- = iV_{1,2,3}^{(2)} Z_1^+ Z_2^{+*}, \quad (3.48a-c)$$

where $\dot{f} = df/dt$. Note that the coefficient $V_{1,2,3}^{(2)}$ can be made equal to one by rescaling t if necessary. In addition to conservation of \mathcal{H}_A , it can be shown from (3.45a,b) and (3.46a,b) that the discrete system has the conservation laws

$$\frac{d}{dt} \left(\omega_1^+ |Z_1^+|^2 + \omega_2^+ |Z_2^+|^2 + \omega_3^- |Z_3^-|^2 \right) = 0, \quad \frac{d}{dt} \left(\mathbf{k}_1 |Z_1^+|^2 + \mathbf{k}_2 |Z_2^+|^2 + \mathbf{k}_3 |Z_3^-|^2 \right) = 0, \quad (3.49a,b)$$

which can be shown, using (2.2), to be equivalent to

$$\frac{d}{dt} \left(|Z_1^+|^2 + |Z_2^+|^2 \right) = 0, \quad \frac{d}{dt} \left(|Z_1^+|^2 + |Z_3^-|^2 \right) = 0. \quad (3.50a,b)$$

These are known as the Manley–Rowe relations (Manley & Rowe 1956).

To be shown later, in addition to an exact resonant triad $(\mathbf{k}_1^+, \mathbf{k}_2^+, \mathbf{k}_3^-)$, a few additional surface wave modes can be excited through successive near-resonant interactions of type-A such that $\mathbf{k}_l^+ = \mathbf{k}_m^+ + \mathbf{k}_3^-$ and $\omega_l^+ = \omega_m^+ + \omega_3^- + \Delta_{l,m,3}$ with $|\Delta_{l,m,3}| \ll 1$. In such cases, the complex amplitude of the surface wave \mathcal{Z}_+ should be expressed as

$$\mathcal{Z}_+(\mathbf{k}, t) = \mathcal{Z}_1^+(t)\delta(\mathbf{k} - \mathbf{k}_1^+) + \mathcal{Z}_2^+(t)\delta(\mathbf{k} - \mathbf{k}_2^+) + \sum_{j=4}^{2(N+1)} \mathcal{Z}_j^+(t)\delta(\mathbf{k} - \mathbf{k}_j^+), \tag{3.51}$$

where N is a positive integer with $2N - 1$ being the number of near-resonant triads and

$$\mathbf{k}_4^+ = \mathbf{k}_1^+ + \mathbf{k}_3^-, \quad \mathbf{k}_{2n+1}^+ = \mathbf{k}_1^+ - n\mathbf{k}_3^-, \quad \mathbf{k}_{2(n+1)}^+ = \mathbf{k}_1^+ + n\mathbf{k}_3^-, \quad n \geq 2. \tag{3.52}$$

In (3.51), \mathcal{Z}_j^+ ($j \geq 4$) represent the complex amplitudes of the successive near-resonant triads. For example, for $N = 3$, from (3.43) and (3.44), the amplitude equations can be found as

$$\dot{\mathcal{Z}}_1^+ = i \left(V_{1,2,3}^{(2)} \mathcal{Z}_2^+ \mathcal{Z}_3^- e^{-i\Delta_{1,2,3}t} + V_{4,1,3}^{(2)} \mathcal{Z}_4^+ \mathcal{Z}_3^{-*} e^{i\Delta_{4,1,3}t} \right), \tag{3.53}$$

$$\dot{\mathcal{Z}}_2^+ = i \left(V_{1,2,3}^{(2)} \mathcal{Z}_1^+ \mathcal{Z}_3^{-*} e^{i\Delta_{1,2,3}t} + V_{2,5,3}^{(2)} \mathcal{Z}_5^+ \mathcal{Z}_3^- e^{-i\Delta_{2,5,3}t} \right), \tag{3.54}$$

$$\begin{aligned} \dot{\mathcal{Z}}_3^- = i & \left(V_{1,2,3}^{(2)} \mathcal{Z}_1^+ \mathcal{Z}_2^{+*} e^{i\Delta_{1,2,3}t} + V_{4,1,3}^{(2)} \mathcal{Z}_1^{+*} \mathcal{Z}_4^+ e^{i\Delta_{4,1,3}t} \right. \\ & + V_{2,5,3}^{(2)} \mathcal{Z}_2^+ \mathcal{Z}_5^{+*} e^{i\Delta_{2,5,3}t} + V_{6,4,3}^{(2)} \mathcal{Z}_4^{+*} \mathcal{Z}_6^+ e^{i\Delta_{6,4,3}t} \\ & \left. + V_{5,7,3}^{(2)} \mathcal{Z}_5^+ \mathcal{Z}_7^{+*} e^{i\Delta_{5,7,3}t} + V_{8,6,3}^{(2)} \mathcal{Z}_6^{+*} \mathcal{Z}_8^+ e^{i\Delta_{8,6,3}t} \right), \end{aligned} \tag{3.55}$$

$$\dot{\mathcal{Z}}_4^+ = i \left(V_{4,1,3}^{(2)} \mathcal{Z}_1^+ \mathcal{Z}_3^- e^{-i\Delta_{4,1,3}t} + V_{6,4,3}^{(2)} \mathcal{Z}_6^+ \mathcal{Z}_3^{-*} e^{i\Delta_{6,4,3}t} \right), \tag{3.56}$$

$$\dot{\mathcal{Z}}_5^+ = i \left(V_{2,5,3}^{(2)} \mathcal{Z}_2^+ \mathcal{Z}_3^{-*} e^{i\Delta_{2,5,3}t} + V_{5,7,3}^{(2)} \mathcal{Z}_7^+ \mathcal{Z}_3^- e^{-i\Delta_{5,7,3}t} \right), \tag{3.57}$$

$$\dot{\mathcal{Z}}_6^+ = i \left(V_{6,4,3}^{(2)} \mathcal{Z}_4^+ \mathcal{Z}_3^- e^{-i\Delta_{6,4,3}t} + V_{8,6,3}^{(2)} \mathcal{Z}_8^+ \mathcal{Z}_3^{-*} e^{i\Delta_{8,6,3}t} \right), \tag{3.58}$$

$$\dot{\mathcal{Z}}_7^+ = iV_{5,7,3}^{(2)} \mathcal{Z}_5^+ \mathcal{Z}_3^{-*} e^{i\Delta_{5,7,3}t}, \quad \dot{\mathcal{Z}}_8^+ = iV_{8,6,3}^{(2)} \mathcal{Z}_6^+ \mathcal{Z}_3^{-*} e^{-i\Delta_{8,6,3}t}. \tag{3.59a,b}$$

If no successive near-resonant interactions occur, (3.53)–(3.55) with $\mathcal{Z}_j = 0$ ($j = 4, \dots, 8$) can be reduced to (3.48a–c). For $N = 1$, the amplitude equations are given by (3.53)–(3.56) with $\mathcal{Z}_j = 0$ ($j = 5, 6, 7, 8$) and, for $N = 2$, by (3.53)–(3.58) with $\mathcal{Z}_7 = \mathcal{Z}_8 = 0$.

3.5.2. Type-B resonant triad interactions

For type-B resonant interactions between one surface wave and two internal waves, the reduced Hamiltonian \mathcal{H}_B can be found as

$$\mathcal{H}_B = \iiint V_{1,2,3}^{(5)} (\mathcal{Z}_1^{+*} \mathcal{Z}_2^- \mathcal{Z}_3^- e^{-i\Delta_{1,2,3}t} + \mathcal{Z}_1^+ \mathcal{Z}_2^{-*} \mathcal{Z}_3^* e^{i\Delta_{1,2,3}t}) \delta_{1-2-3} d\mathbf{k}_{1,2,3}, \tag{3.60}$$

from which the amplitude equations for Z_{\pm} are given, using $\partial Z_{\pm}/\partial t = i(\delta\mathcal{H}_B/\delta Z_{\pm}^*)$, by

$$\frac{\partial Z_+}{\partial t} = i \iint V_{0,1,2}^{(5)} Z_1^- Z_2^- e^{-i\Delta_{0,1,2}t} \delta_{0-1-2} d\mathbf{k}_{1,2}, \tag{3.61}$$

$$\frac{\partial Z_-}{\partial t} = i \iint \left(V_{1,0,2}^{(5)} + V_{1,2,0}^{(5)} \right) Z_1^+ Z_2^{-*} e^{i\Delta_{1,0,2}t} \delta_{0-1+2} d\mathbf{k}_{1,2}. \tag{3.62}$$

For the type-B resonance, $\Delta_{1,2,3}$ is defined as $\Delta_{1,2,3} = \omega_1^+ - \omega_2^- - \omega_3^-$. Under the exact resonance condition ($\Delta_{1,2,3} = 0$), the system for the type-B resonance given by (3.61) and (3.62) also satisfies the conservations laws given by (3.45a,b). Similarly to the type-A resonance, the terms proportional to $V_{1,2,3}^{(4)}$ and $V_{1,2,3}^{(9)}$ describe non-resonant interactions between one surface and two internal wave modes.

For a single triad satisfying the exact type-B resonance conditions ($\mathbf{k}_1^+ = \mathbf{k}_2^- + \mathbf{k}_3^-$ and $\omega_1^+ = \omega_2^- + \omega_3^-$), Z_{\pm} can be written as

$$Z_+(\mathbf{k}, t) = Z_1^+(t)\delta(\mathbf{k} - \mathbf{k}_1^+), \quad Z_-(\mathbf{k}, t) = Z_2^-(t)\delta(\mathbf{k} - \mathbf{k}_2^-) + Z_3^-(t)\delta(\mathbf{k} - \mathbf{k}_3^-). \tag{3.63a,b}$$

Then the amplitude equations can be found, from $\dot{Z}_j^{\pm} = i\delta\mathcal{H}_B/\delta Z_j^{\pm*}$, as

$$\dot{Z}_1^+ = i \left(V_{1,2,3}^{(5)} + V_{1,3,2}^{(5)} \right) Z_2^- Z_3^-, \quad \dot{Z}_{2,3}^- = i \left(V_{1,2,3}^{(5)} + V_{1,3,2}^{(5)} \right) Z_1^+ Z_{3,2}^{-*}. \tag{3.64a,b}$$

Similarly to the type-A resonance, under the exact resonance conditions given by (2.3), it can be shown the system obeys the conservation laws

$$\frac{d}{dt} \left(\omega_1^+ |Z_1^+|^2 + \omega_2^- |Z_2^-|^2 + \omega_3^- |Z_3^-|^2 \right) = 0, \quad \frac{d}{dt} \left(\mathbf{k}_1 |Z_1^+| + \mathbf{k}_2 |Z_2^-|^2 + \mathbf{k}_3 |Z_3^-|^2 \right) = 0, \tag{3.65a,b}$$

which yield the Manley–Rowe relations given by (3.50a,b) with replacing $Z_2^+(t)$ by $Z_2^-(t)$.

For near-resonant interactions, the right-hand sides of the amplitude (3.64a,b) need to be multiplied by $\exp(-i\Delta_{1,2,3}t)$ and $\exp(i\Delta_{1,2,3}t)$, respectively. Unlike the type-A resonance, from the type-B resonance conditions (2.15a,b), one can note that successive near-resonant interactions are unlikely to occur with $\Omega_+ > \Omega_-$.

4. Numerical solutions for 2-D resonant triad interactions

4.1. Numerical method for the Hamiltonian system

To solve numerically the explicit Hamiltonian system (3.3)–(3.6) after it is non-dimensionalized with respect to h_1 and g , we adopt a pseudo-spectral method based on the fast Fourier transform algorithm similar to that used in Taklo & Choi (2020) for 1-D waves. While the detailed description and discussion about the numerical scheme and its accuracy can be found in Taklo & Choi (2020), they are summarized as follows. We let L_x and L_y be the lengths in the x - and y -directions of the computational domain. The number of Fourier modes is $N_x \times N_y$, where N_x and N_y are the numbers of grid points along the x - and y -directions, respectively. Typically we use 16 grid points per wavelength. The linear integral operators Γ_{ij} in the Hamiltonian system are evaluated in Fourier space using (3.10). The smallest wavenumbers resolved in Fourier space are given by $\Delta K_x = 2\pi/L_x$ and $\Delta K_y = 2\pi/L_y$. Once the right-hand sides of the Hamiltonian system are evaluated

using the pseudo-spectral method, the system is integrated in time using a fourth-order Runge–Kutta scheme with time step Δt . To avoid aliasing errors resulting from the use of truncated Fourier series, a low-pass filter is applied to eliminate one-third of the highest wavenumber modes.

The pseudo-spectral model requires periodic boundary conditions. Then, the x - and y -components of the wavenumber vector (K_x and K_y) need to be integer multiples of each other so that the waves whose wavelengths are given by $\lambda_x = 2\pi/K_x$ and $\lambda_y = 2\pi/K_y$ are periodic within the computational domain. Under this restriction, the x -components of the wavenumber vectors for two waves in a resonant triad, say K_{lx} and K_{nx} , are fixed with $K_{lx} = MK_{nx}$, where an integer M and K_{nx} are chosen as two free parameters in the problem. Considering that we have chosen $K_{1y} = 0$, the resonance condition for the wavenumber vectors given by (2.5) requires $K_{1x} = K_{2x} + K_{3x}$ and $K_{2y} = K_{3y}$. Then the only unknown is K_{2y} , which can be determined by the frequency condition (2.6).

The lengths of the total computational domain for the Hamiltonian system are chosen to be $L_x/\lambda_1 = K_{1x}$ and $L_y/\lambda_1 = 2K_{1x}/|K_{2y}|$, where $\lambda_1 = 2\pi/K_{1x}$.

To initialize $\zeta_{1,2}$ and $\Psi_{1,2}$ for the explicit Hamiltonian system (3.3)–(3.6), their Fourier coefficients a_{\pm} and b_{\pm} can be prescribed. For example, for the surface (or internal) wave mode, a_+ (or a_-) is given and the remaining variables are computed using their linear relationships given by (A 15) and (A 16). Then, after assuming that only two wave modes in a resonant triad initially have non-zero amplitudes, we monitor the growth of the third mode and the subsequent interaction among the three modes.

4.2. Link to the amplitude equations

To solve the amplitude equations, one should initialize \mathcal{Z}_{\pm} in a way consistent with the initial conditions for the Hamiltonian system and transform the solutions of the amplitude equations back to the original physical variables for the Hamiltonian system. In other words, \mathcal{Z}_{\pm} need to be related to a_{\pm} and b_{\pm} .

From (3.31a,b) and (3.37a,b), for a pure surface wave mode ($q_- = p_- = 0$), a_{\pm} and b_{\pm} can be expressed, in terms of q_+ and p_+ , as

$$a_{\pm}(\mathbf{K}, t) = Q^{(m,1)} q_+, \quad b_{\pm}(\mathbf{K}, t) = P^{(m,1)} p_+, \tag{4.1a,b}$$

where $m = 1$ for a_+ and b_+ and $m = 2$ for a_- and b_- . Note that a_+ and a_- are the Fourier coefficients of the surface and interface displacements, respectively, induced by the surface wave motion. On the other hand, for a pure internal wave mode ($q_+ = p_+ = 0$), the expressions for a_{\pm} and b_{\pm} are given, in terms of q_- and p_- , by

$$a_{\pm}(\mathbf{K}, t) = Q^{(m,2)} q_-, \quad b_{\pm}(\mathbf{K}, t) = P^{(m,2)} p_-. \tag{4.2a,b}$$

For small amplitude waves, when the system given by (B 18)–(B 21) is linearized, the relationships between p_{\pm} and q_{\pm} can be found as

$$p_{\pm} = i\Omega_{\pm} q_{\pm}, \tag{4.3}$$

which can be substituted into (3.36) to find the expressions for z_{\pm} as

$$z_{\pm} = \sqrt{2\Omega_{\pm}} q_{\pm} = -i\sqrt{2/\Omega_{\pm}} p_{\pm}. \tag{4.4}$$

Then, from (4.1a,b)–(4.2a,b) and (4.4), a_{\pm} and b_{\pm} can be related to z_{\pm} , for a pure surface wave mode, as

$$a_{\pm}(\mathbf{K}, t) \approx \frac{1}{\sqrt{2\Omega_{\pm}}} Q^{(m,1)} z_{\pm}(\mathbf{K}, t), \quad b_{\pm}(\mathbf{K}, t) \approx i\sqrt{\frac{\Omega_{\pm}}{2}} P^{(m,1)} z_{\pm}(\mathbf{K}, t), \tag{4.5a,b}$$

and, for a pure internal wave mode, as

$$a_{\pm}(\mathbf{K}, t) \approx \frac{1}{\sqrt{2\Omega_{\pm}}} Q^{(m,2)} z_{\pm}(\mathbf{K}, t), \quad b_{\pm}(\mathbf{K}, t) \approx i\sqrt{\frac{\Omega_{\pm}}{2}} P^{(m,2)} z_{\pm}(\mathbf{K}, t), \quad (4.6a,b)$$

where, once again, $m = 1$ for a_{+} and b_{+} and $m = 2$ for a_{-} and b_{-} . Equations (4.5a,b) and (4.6a,b) provide, under the small amplitude assumption, the leading-order relationships of a_{\pm} and b_{\pm} with $z_{\pm}(\mathbf{k}, t)$ and, therefore, $\mathcal{Z}_{\pm}(\mathbf{k}, t)$. These are then used to initialize the amplitude equations to be consistent with the Hamiltonian system and to compare the numerical solutions of the two models. In particular, the real amplitudes $A_{+} = 2|a_{+}|$ and $A_{-} = 2|a_{-}|$ for the surface and internal wave modes, respectively, are monitored for the explicit Hamiltonian system and can be related to \mathcal{Z}_{\pm} as

$$A_{+}(\mathbf{K}, t) = \sqrt{\frac{2}{\Omega_{+}}} |Q^{(1,1)}| |\mathcal{Z}_{+}(\mathbf{K}, t)|, \quad A_{-}(\mathbf{K}, t) = \sqrt{\frac{2}{\Omega_{-}}} |Q^{(2,2)}| |\mathcal{Z}_{-}(\mathbf{K}, t)|, \quad (4.7a,b)$$

where, from (3.41), $|z_{\pm}| = |\mathcal{Z}_{\pm}|$ have been used.

4.3. Numerical results

We numerically study five different 2-D resonant triad interactions: three cases for type A and two for type B. Both the Hamiltonian system and the amplitude equations described in §§ 3.1 and 3.5, respectively, are solved numerically and their solutions are compared. As presented later, the plots for the surface and interface displacements show the whole computational domain.

For the weakly nonlinear assumption for these models to be valid, the initial wave steepnesses defined by $K_j A_j$ should be small. In addition, the dimensionless real wave amplitudes A_j introduced in (4.7a,b) are assumed to be small, which means the wave amplitudes are small compared with the upper layer thickness h_1 . This additional assumption is crucial particularly for small K_j for which higher-order nonlinearities for long waves missing in the second-order model need to be taken into account. Here we choose both $K_j A_j$ and A_j to be $O(10^{-2})$. Table 1 summarizes the dimensionless wave parameters of resonant triads used for computations, including the wavenumbers, wave frequencies and propagation angles along with the coefficients of the amplitude equations.

4.3.1. Type-A resonant interactions

(i) Case A1. As discussed in § 2.2, the type-A resonance is the resonant interaction between two surface waves and one internal wave. The first case considered here is when the two surface waves with $\mathbf{K}_1^+ = (2, 0)$ and $\mathbf{K}_2^+ = (0, 1.012)$ propagate perpendicularly to each other. The density and depth ratios are chosen to be $\rho_2/\rho_1 = 1.163$ and $h_2/h_1 = 4$. While the initial wave steepnesses are $K_1^+ A_1^+ = K_2^+ A_2^+ = 0.01$, note that the wave amplitudes relative to h_1 are given by $A_1^+ = 0.005$ and $A_2^+ \approx 0.01$ so that the K_2^+ wave propagating in the y -direction has a larger amplitude. Through the resonant triad interaction, an internal wave with $\mathbf{K}_3^- = \mathbf{K}_1^+ - \mathbf{K}_2^+ = (2, -1.012)$ is expected to be excited.

Figure 8 shows the numerical solutions of the Hamiltonian system for the surface and interface displacements, ζ_1 and ζ_2 , at $t/T_1 = 0, 2700, 4200$, where $T_1 = 2\pi/\Omega_1^+$ is the wave period of the K_1^+ wave. Initially the surface displacement is a linear combination

Case	ρ_2/ρ_1	K_1^+	K_2^+	K_3^-	K_1^+	K_2^+	K_3^-	Ω_1^+	Ω_2^+	Ω_3^-	$K_1^+A_1^+$	$K_2^+A_2^+$	$K_3^-A_3^-$	$\theta_2(^{\circ})$	$\theta_3(^{\circ})$	$V_{1,2,3}^{(2)}$
A1	1.163	(2, 0)	(0, 1.012)	(2, -1.012)	2	1.012	2.241	1.414	1.006	0.408	0.01	0.01	0	90	-26.84	0.0174
A2	1.163	(4, 0)	(3, 0.331)	(1, -0.331)	4	3.018	1.053	2	1.737	0.263	0.01	0	0.01	6.30	-18.33	0.6502
A3	1.01	(33, 0)	(32, 1.168)	(1, -1.168)	33	32.021	1.537	5.745	5.659	0.086	0.01	0	0.01	2.08	-49.42	1.6581
Case	ρ_2/ρ_1	K_1^+	K_2^-	K_3^-	K_1^+	K_2^-	K_3^-	Ω_1^+	Ω_2^-	Ω_3^-	$K_1^+A_1^+$	$K_2^-A_2^-$	$K_3^-A_3^-$	$\theta_2(^{\circ})$ <th>$\theta_3(^{\circ})$</th> <th>$V_{1,2,3}^{(5)}$</th>	$\theta_3(^{\circ})$	$V_{1,2,3}^{(5)}$
B1	1.163	(2, 0)	(1, 6.567)	(1, -6.567)	2	6.643	6.643	1.414	0.707	0.707	0.025	0.025	0	81.34	-81.34	0.0406
B2	3.1	(4, 0)	(3, 0.724)	(1, -0.724)	4	3.086	1.234	2	1.255	0.745	0	0.01	0.01	13.56	-35.89	0.0759

TABLE 1. Dimensionless physical parameters for numerical solutions of the Hamiltonian system and the amplitude equations for type-A (A1, A2, A3) and type-B (B1, B2) resonances. Here $K_j^{\pm} = k_j^{\pm} h_1$, $\Omega_j^{\pm} = \omega_j^{\pm} / (g/h_1)^{1/2}$ and $A_j^{\pm} = 2|a_j^{\pm}|/h_1$. The depth ratio and the propagation angle of K_1 are fixed to be $h_2/h_1=4$ and $\theta_1 = 0$, respectively.

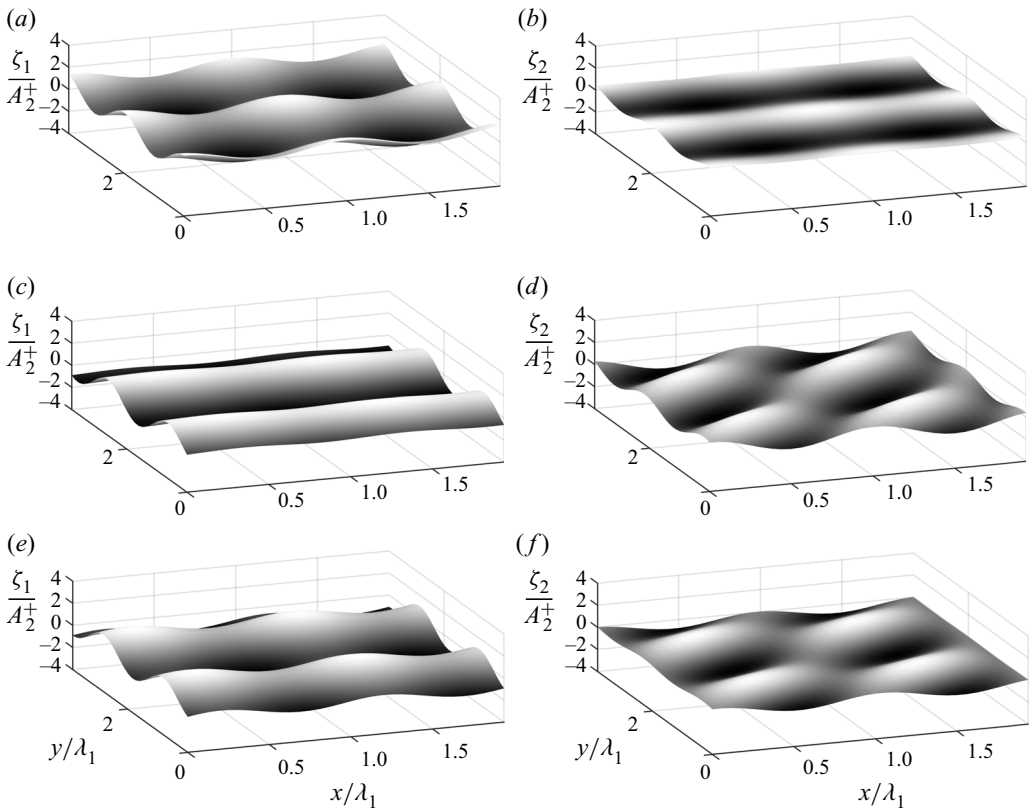


FIGURE 8. Numerical solutions of the Hamiltonian system given by (3.3)–(3.6) for case A1: (a,c,e) surface displacement ζ_1 and (b,d,f) interface displacement ζ_2 at (a,b) $t/T_1 = 0$, (c,d) $t/T_1 = 2700$ and (e,f) $t/T_1 = 4200$. The initial wave steepnesses are $K_1^+ A_1^+ = K_2^+ A_2^+ = 0.01$, and $K_3^- A_3^- = 0$ with $K_1^+ = 2$, $K_2^+ = 1.012$ and $K_3^- = 2.241$. The angles of wave propagation are $\theta_1^+ = 0$, $\theta_2^+ = 90^\circ$, $\theta_3^- \approx -26.84^\circ$. The displacements are normalized by the initial amplitude of A_2^+ , or $A_2^+(0)$.

of two orthogonal surface waves while the amplitude of the K_3^- wave is zero. Note that the interface is slightly perturbed in figure 8(b) even in the absence of the internal wave mode and displays the surface wave mode contribution to the interface displacement ζ_2 . The ratio of ζ_2 to ζ_1 for the surface wave mode is given by $\zeta_2/\zeta_1 = Q^{(2,1)}/Q^{(1,1)} \approx 0.363$ for $K = K_2^+$. The excitation of the K_3^- wave with $\theta_3^- \approx -26.84^\circ$ can be clearly seen in figure 8(d).

Figure 9 shows the comparison for the wave amplitudes (A_1^+, A_2^+, A_3^-) between the Hamiltonian system and the amplitude equations for a single triad given by (3.48a–c). For the Hamiltonian system, the amplitudes A_1^+ and A_2^+ are computed from the Fourier coefficients of ζ_1 for $K = K_1^+$ and K_2^+ ($= K_1^+ - K_3^-$), respectively, while A_3^- is computed from the Fourier coefficient of ζ_2 for $K = K_3^-$. The solutions of the amplitude equations

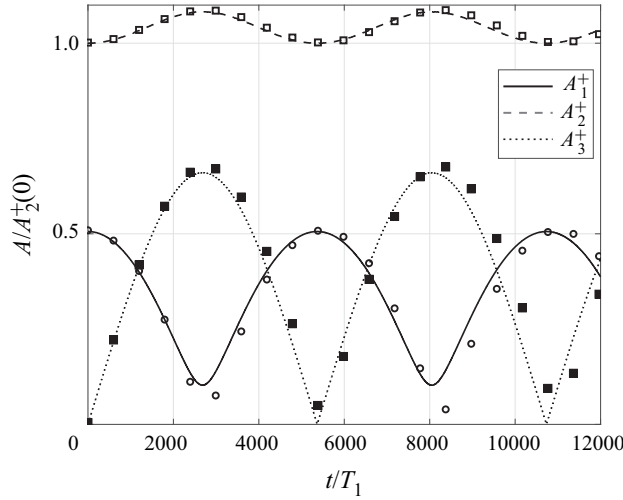


FIGURE 9. Time evolution of the wave amplitudes for case A1. The numerical solutions of the Hamiltonian system given by (3.3)–(3.6) (lines) compared with those of the amplitude equations (symbols) given by (3.48a–c). For the Hamiltonian system, the amplitudes A_1^+ (solid, open circles) and A_2^+ (dashed, open squares) are computed from the Fourier coefficients of ζ_1 for $\mathbf{K} = \mathbf{K}_1^+$ and $\mathbf{K}_2^+ (= \mathbf{K}_1^+ - \mathbf{K}_3^-)$, respectively, while A_3^- (dotted, filled squares) is computed from the Fourier coefficient of ζ_2 for $\mathbf{K} = \mathbf{K}_3^-$. Note that the amplitudes are normalized by $A_2^+(0)$.

for \mathcal{Z}_j^\pm are transformed to the real amplitudes A_j^\pm , from (4.7a,b), as

$$A_j^+ = \sqrt{\frac{2}{\Omega_j^+}} |Q_j^{(1,1)}| |\mathcal{Z}_j^+| \quad \text{for } j = 1, 2, \quad A_3^- = \sqrt{\frac{2}{\Omega_3^-}} |Q_3^{(2,2)}| |\mathcal{Z}_3^-|, \quad (4.8a,b)$$

where $Q_{1,2}^{(1,1)} = Q^{(1,1)}(\mathbf{K}_{1,2}^+)$ and $Q_3^{(2,2)} = Q^{(2,2)}(\mathbf{K}_3^-)$. The coefficient $V_{1,2,3}^{(2)}$ for the amplitude equations is listed in table 1. As shown in figure 9, some minor differences are observed and increase with time. Considering the wave steepness $\epsilon = O(10^{-2})$, the total computational time is $t/T_1 = 12000 = O(\epsilon^{-2})$ and is much greater than the time scale for the second-order theory, which is $O(\epsilon^{-1})$. Nevertheless, it can be noticed that the single triad reasonably well describe the surface and interface motions, or the evolutions of ζ_1 and ζ_2 . The numerical solutions of the explicit Hamiltonian system show that the triad exchanges energy quasi-periodically in time and the recurrence period is close to what the amplitude equations predict. The numerical results clearly demonstrate that the resonant triad interaction is a mechanism for the generation of an initially absent internal wave from two surface waves propagating with an angle.

(ii) Case A2. Next, for the same density and depth ratios, we consider the case, where one surface wave with $\mathbf{K}_1^+ = (4, 0)$ and one internal wave with $\mathbf{K}_3^- = (1, -0.331)$ initially propagate with an angle $\theta_3^- = -18.33^\circ$. Their initial wave steepnesses are $K_1^+ A_1^+ = K_3^- A_3^- = 0.01$. From the type-A resonance conditions given by (2.11a,b), one expects a surface wave with $\mathbf{K}_2^+ = \mathbf{K}_1^+ - \mathbf{K}_3^- = (3, 0.331)$ to be excited. Even though the resonance condition is not exactly satisfied, another resonant triad $(\mathbf{K}_4^+, \mathbf{K}_1^+, \mathbf{K}_3^-)$ is also possible with $\mathbf{K}_4^+ = \mathbf{K}_1^+ + \mathbf{K}_3^- = (5, -0.331)$. As the frequency is slightly detuned, or $\Delta_{4,1,3} = \Omega_4^+ - \Omega_1^+ - \Omega_3^- = 0.0242 \ll 1$, the near-resonant triad is expected to exchange energy with the primary triad $(\mathbf{K}_1^+, \mathbf{K}_2^+, \mathbf{K}_3^-)$. Therefore, the evolution of the K_4^- wave cannot be

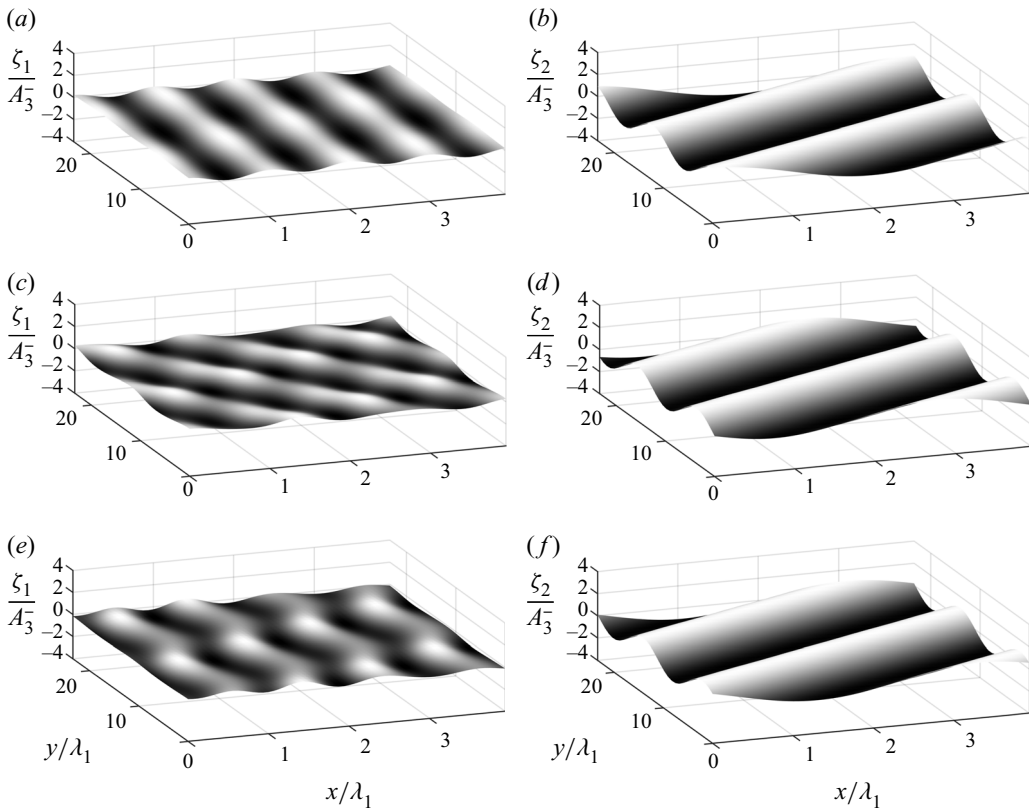


FIGURE 10. Numerical solutions of the Hamiltonian system given by (3.3)–(3.6) for case A2: (a,c,e) surface displacement ζ_1 and (b,d,f) interface displacement ζ_2 at (a,b) $t/T_1 = 0$, (c,d) $t/T_1 = 150$ and (e,f) $t/T_1 = 250$. The initial wave steepnesses are $K_1^+ A_1^+ = 0.01$, $K_2^+ A_2^+ = K_4^+ A_4^+ = 0$ and $K_3^- A_3^- = 0.01$ with $K_1^+ = 4$, $K_2^+ = 3.01825$, $K_3^- = 1.05348$, $K_4^+ = 5.011$. The angles of wave propagation are $\theta_1^+ = 0$, $\theta_2^+ \approx 6.30^\circ$, $\theta_3^- \approx -18.33^\circ$, $\theta_4^+ \approx -3.79^\circ$. The displacements are normalized by $A_3^-(0)$.

neglected and needs to be included in the amplitude equations. When the surface wave is written as (3.51) with $N = 1$, the coupled amplitude equations for the two triads (or \mathcal{Z}_j for $j = 1, 2, 3, 4$) are given by (3.53)–(3.56) with $\mathcal{Z}_l = 0$ for $l = 5, 6, 7, 8$.

The results are shown in figures 10 and 11. Initially, a surface wave propagates in the positive x -direction while an internal wave propagates with $\theta_3^- = -18.33^\circ$, as shown in figure 10(a,b). Note that the initial internal wave amplitude A_3^- is approximately four times greater than A_1^+ and the scales in the x - and y -directions in the plot are different. At $t/T = 150$, the K_2^+ wave with $\theta_2^+ = 6.30^\circ$ that is initially absent is clearly generated on the surface, as can be seen in figure 10(c), although the amplitude of the interface displacement shown in figure 10(b,d,f) remains almost unchanged.

While the K_4^+ wave with $\theta_4^+ = 3.79^\circ$ should be excited, it is a little difficult to identify in figure 10(c) although it is visible in figure 11. As shown in figure 11, the K_4^+ wave is surely excited, but its amplitude remains smaller than that of the K_1^+ or K_2^+ wave. Nevertheless, the second resonant triad interaction must be included to predict the detailed evolution of the primary resonant triad.

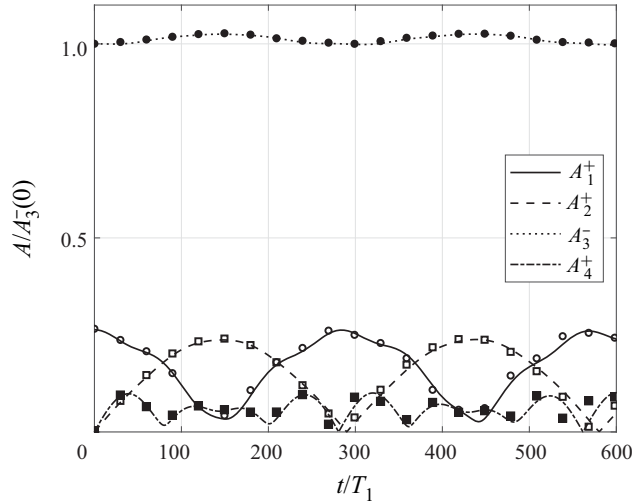


FIGURE 11. Time evolution of the wave amplitudes for case A2. The numerical solutions of the Hamiltonian system given by (3.3)–(3.6) (lines) are compared with those of the amplitude equations (symbols) for two triads including a near-resonant triad ($N = 1$). For the Hamiltonian system, the amplitudes A_1^+ (solid, open circles), A_2^+ (dashed, open squares) and A_4^+ (dash-dotted, filled squares) are computed from the Fourier coefficients of ζ_1 for $\mathbf{K} = \mathbf{K}_1^+$, $\mathbf{K}_2^+ (= \mathbf{K}_1^+ - \mathbf{K}_3^-)$ and $\mathbf{K}_4^+ (= \mathbf{K}_1^+ + \mathbf{K}_3^-)$, respectively, while A_3^- (dotted, dots) is computed from the Fourier coefficient of ζ_2 for $\mathbf{K} = \mathbf{K}_3^-$. Note that the wave amplitudes are normalized by $A_3^-(0)$.

(iii) Case A3. Surface signatures of large amplitude long internal waves have been of interest for their applications to remote sensing and have been attributed to near-resonant interactions between surface and internal waves. In particular, when a group of short surface waves propagates with its group velocity that is close to the phase velocity of a long internal wave, the short surface waves are greatly modulated. Once their amplitudes become large enough, the surface waves start to exchange energy with each other. This process has been studied for 1-D waves using the Hamiltonian system in Taklo & Choi (2020). Here, we study this process for 2-D waves under a realistic oceanic condition with $\rho_2/\rho_1 = 1.01$ and $h_2/h_1 = 4$.

Similarly to case A2, the initial wave field consists of one surface wave with $\mathbf{K}_1^+ = (33, 0)$ and one internal wave with $\mathbf{K}_3^- = (1, -1.168)$, and the angle between the two wave directions is $\theta_3 = -49.42^\circ$. As pointed out previously in § 2.2, when a 2-D resonant triad inside the type-A resonance region is located close to the 1-D class-III resonance curve, the surface wavenumbers are much greater than the internal wavenumber particularly when the density ratio is close to 1. For case A3, the ratio between the surface and internal wavenumbers is given by $K_1^+/K_3^- = 33/1.537 \approx 21.47$. While the initial steepnesses for the two waves are the same ($K_1^+A_1^+ = K_3^-A_3^- = 0.01$), the internal wave amplitude is approximately 20 times greater than the surface wave amplitude. As shown for case A2, we expect the interactions between the two primary resonant triads: $(\mathbf{K}_1^+, \mathbf{K}_2^+, \mathbf{K}_3^-)$ and $(\mathbf{K}_4^+, \mathbf{K}_1^+, \mathbf{K}_3^-)$, where $\mathbf{K}_2^+ = \mathbf{K}_1^+ - \mathbf{K}_3^-$ and $\mathbf{K}_4^+ = \mathbf{K}_1^+ + \mathbf{K}_3^-$. From our choice, the first is the exact resonant triad while the second is a near-resonant triad with the detuning parameter $\Delta_{4,1,3} = \Omega_4^+ - \Omega_1^+ - \Omega_3^- = 0.0242$, as listed in table 2.

The numerical solutions of the Hamiltonian system for the surface and interface displacements are shown in figure 12. At $t/T_1 = 400$ with $T_1 = 2\pi/\Omega_1^+$, one can notice

Case	\mathbf{K}_4^+	\mathbf{K}_4^-	Ω_4^+	$\Delta_{4,1,3}$	$\theta_4(^{\circ})$	$V_{4,1,3}^{(2)}$	\mathbf{K}_5^+	Ω_5^+	$\Delta_{2,5,3}$	$\theta_5(^{\circ})$	$V_{2,5,3}^{(2)}$	\mathbf{K}_6^+	Ω_6^+	$\Delta_{6,4,3}$	$\theta_6(^{\circ})$	$V_{6,4,3}^{(2)}$		
A2	(5, -0.331)	5.011	2.239	0.0242	-3.79	0.8665												
A3	(34, -1.168)	34.02	5.833	0.0023	-1.97	1.7813	(31, 2.335)	31.088	5.576	0.0027	4.31	1.5348	(35, -2.335)	35.078	5.923	0.0042	-3.82	1.9045
Case	\mathbf{K}_7^+	\mathbf{K}_7^-	Ω_7^+	$\Delta_{5,7,3}$	$\theta_7(^{\circ})$	$V_{4,1,3}^{(2)}$	\mathbf{K}_8^+	Ω_8^+	$\Delta_{8,6,3}$	$\theta_8(^{\circ})$	$V_{8,6,3}^{(2)}$							
A3	(30, 3.503)	30.204	5.496	0.006	6.66	1.4116	(36, -3.503)	36.17	6.014	0.0057	-5.56	2.0277						

TABLE 2. Dimensionless physical parameters for successive type-A resonant interactions. For case A2, a near-resonant triad satisfying $\mathbf{K}_4^+ = \mathbf{K}_1^+ + \mathbf{K}_3^-$ and $\Omega_4^+ = \Omega_1^+ + \Omega_3^- + \Delta_{4,1,3}$ is considered. For case A3, included are four more additional triads: $(\mathbf{K}_2^+, \mathbf{K}_5^+, \mathbf{K}_3^-)$, $(\mathbf{K}_6^+, \mathbf{K}_4^+, \mathbf{K}_3^-)$, $(\mathbf{K}_5^+, \mathbf{K}_7^+, \mathbf{K}_3^-)$, $(\mathbf{K}_8^+, \mathbf{K}_6^+, \mathbf{K}_3^-)$. The initial amplitudes of all near-resonant triads are zero.

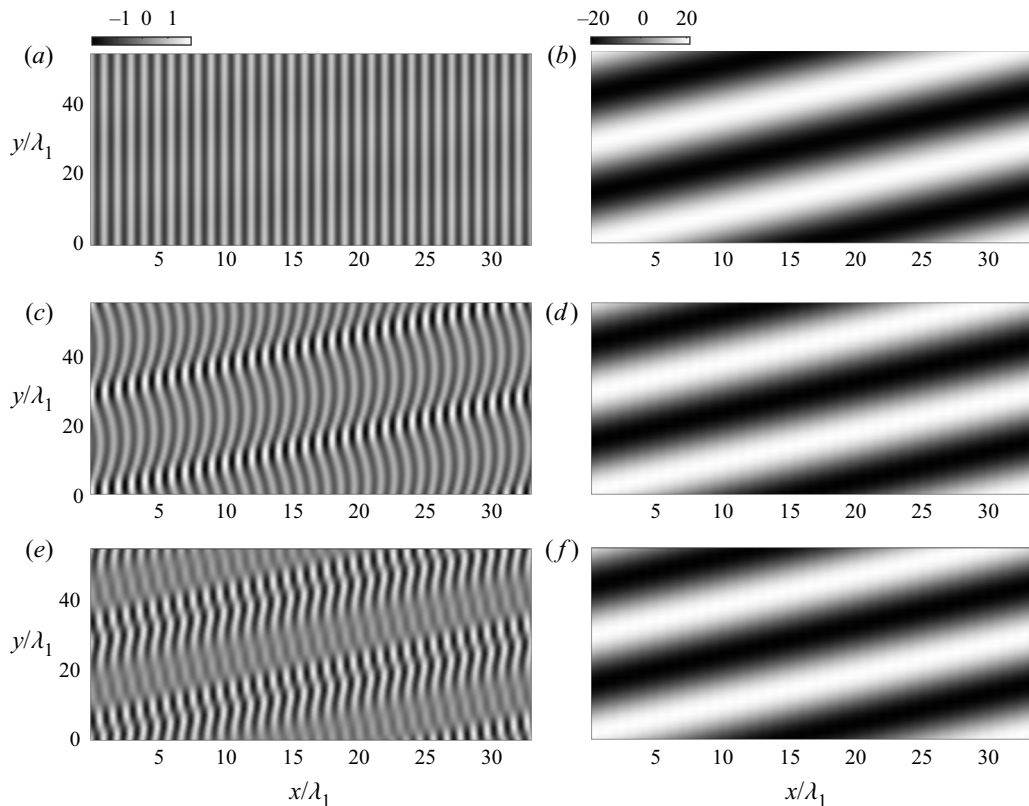


FIGURE 12. Numerical solutions of the Hamiltonian system given by (3.3)–(3.6) for case A3: (a,c,e) surface displacement intensities ζ_1 and (b,d,f) interface displacement intensities ζ_2 at (a,b) $t/T_1 = 0$, (c,d) $t/T_1 = 400$, (e,f) $t/T_1 = 800$. The initial wave steepnesses are $K_1^+ A_1^+ = K_3^- A_3^- = 0.01$ and $K_2^+ A_2^+ = 0$ with $K_1^+ = 33$, $K_2^+ = 32.021$ and $K_3^- = 1.537$. The angles of wave propagation are $\theta_1^+ = 0$, $\theta_2^+ \approx 2.09^\circ$ and $\theta_3^- \approx -49.42^\circ$. The displacements are normalized by $A_1^+(0)$.

that the interface changes little, but the top surface shows distinctive streaks that are almost aligned with the crestlines of the internal wave. These streaks are visible as the short surface wave with K_1^+ is modulated and its local amplitude over the internal wave crestlines increases. At $t/T_1 = 800$, other surface modes are excited through successive resonant interactions and each streak is distorted.

Unlike case A2, successive near-resonant triad interactions can occur more easily as the density ratio is close to one (Alam 2012; Taklo & Choi 2020). Through successive resonant interactions, one expects the generation of a number of surface wave modes, or sidebands, whose wavenumbers are given by $K_1^+ \pm nK_3^-$ ($n \geq 2$) with $K_3^-/K_1^+ = 0.0466 \ll 1$. Note that the $K_1^+ \pm K_3^-$ waves belong to the two primary triads. Even for a finite value of n , the frequency resonance condition could still be approximately satisfied as the ratio K_3^-/K_1^+ is small. Therefore, to compare with the Hamiltonian system, one should include the amplitude equations for several triads that could be generated by the successive near-resonant interactions, as discussed in § 3.5.1.

As shown in figure 13(a), when the first successive triads with $K_5^+ = K_1^+ - 2K_3^-$ and $K_6^+ = K_1^+ + 2K_3^-$ are included, the numerical solutions of the amplitude equations

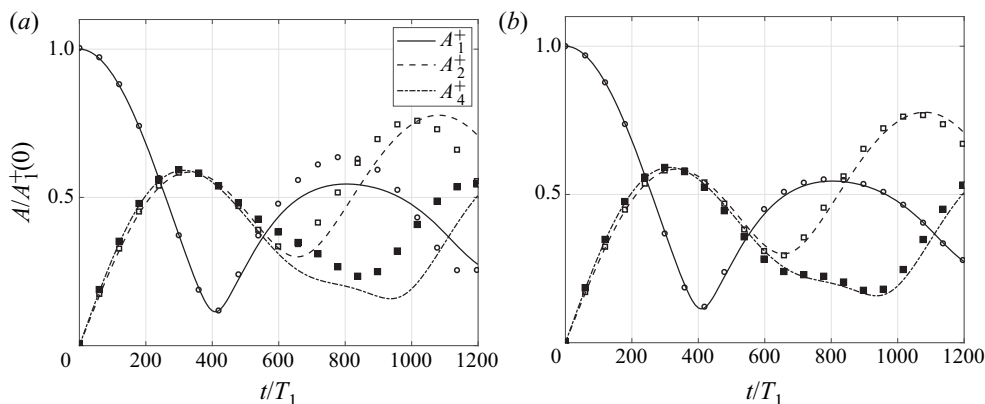


FIGURE 13. Time evolution of the wave amplitudes for case A3. The numerical solutions of the Hamiltonian system given by (3.3)–(3.6) (lines) are compared with those of the amplitude equations (symbols) given by (3.53)–(3.59a,b) with (a) $N = 2$ and (b) $N = 3$. For the Hamiltonian system, the amplitudes A_1^+ (solid, open circles), A_2^+ (dashed, open squares) and A_4^+ (dash-dotted, filled squares) are computed from the Fourier coefficients of ζ_1 for $\mathbf{K} = \mathbf{K}_1^+$, $\mathbf{K}_2^+ = \mathbf{K}_1^+ - \mathbf{K}_3^-$, $\mathbf{K}_4^+ = \mathbf{K}_1^+ + \mathbf{K}_3^-$, respectively, and are normalized by $A_1^+(0)$. The internal wave amplitude A_3^- changes little and is not shown here.

given by (3.53)–(3.59a,b) with $N = 2$ deviate from those of the Hamiltonian system as t increases. When two more surface wave modes given by $\mathbf{K}_7^+ = \mathbf{K}_1^+ - 3\mathbf{K}_3^-$ and $\mathbf{K}_8^+ = \mathbf{K}_1^+ + 3\mathbf{K}_3^-$ are included, the two solutions agree well to $t/T_1 = 1200$, as can be seen in figure 13(b). Figure 14 shows the comparison between the two solutions for the amplitudes of the K_j waves ($j = 5, 6, 7, 8$) excited by first and second successive resonant interactions. Their amplitudes are comparable with those of the two primary triads shown in figure 13(b). Therefore, for case A3, it can be concluded that at least the second successive resonant triads need to be included to correctly describe how the initial energy is spread to the sidebands. The parameters for all the surface wave modes excited by the successive interactions are listed in table 2. This demonstrates that, when the oceanic condition is met, the dynamics of near-resonant wave modes or sidebands are crucial to correctly describe the wave modulation on the top surface.

4.3.2. Type-B resonant interactions

(i) Case B1. For the type-B resonance, we consider the interaction between one surface wave and two internal waves. As discussed in § 2.3, the resonance region in the (K_2^-, K_3^-) -plane is symmetric about the straight line $K_2^- = K_3^-$, on which one can find symmetric resonant triads with $\theta_2^- = -\theta_3^-$. For the density and depth ratios given by $\rho_2/\rho_1 = 1.163$ and $h_2/h_1 = 4$, we assume that a surface wave with $\mathbf{K}_1^+ = (2, 0)$ and an internal wave with $\mathbf{K}_2^- = (1, 6.567)$ that satisfy the symmetric resonance conditions so that another internal wave with $\mathbf{K}_3^- = (1, -6.567)$ is excited. As the propagation angles of the K_2^- and K_3^- waves are given by $\pm 81.34^\circ$, the two internal waves propagate almost in opposite directions and interact resonantly with the surface wave propagating in the positive x -direction that is almost perpendicular to the directions of the internal waves.

Figure 15 shows the numerical solutions of the Hamiltonian system at $t/T_1 = 0, 1200, 1700$. The initial wave steepnesses of the K_1^+ and K_2^- waves are chosen to be $K_1^+ A_1^+ = K_2^- A_2^- = 0.025$ with $K_1^+ = 2$ and $K_2^- = 6.643$. These steepnesses are slightly greater than

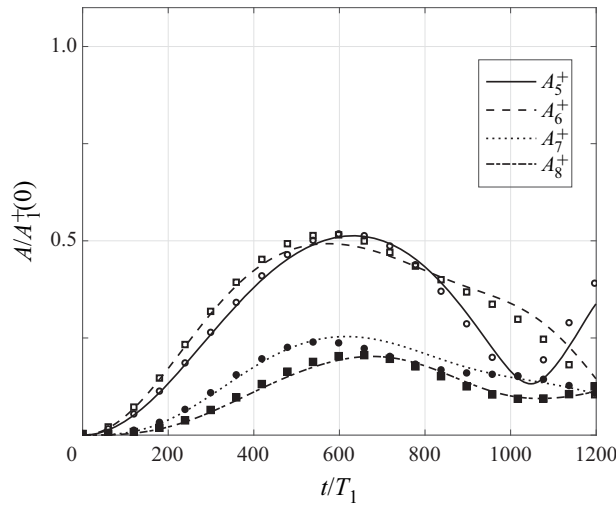


FIGURE 14. Time evolution of the wave amplitudes from successive near-resonant interactions for case A3. The numerical solutions of the Hamiltonian system given by (3.3)–(3.6) (lines) are compared with those of the amplitude equations (symbols) given by (3.53)–(3.59a,b) with $N = 3$. The amplitudes A_5^+ (solid, open circles), A_6^+ (dashed, open squares), A_7^+ (dash-dotted, filled squares) and A_8^+ (dotted, filled circles) are computed from the Fourier coefficients of ζ_1 for $\mathbf{K} = \mathbf{K}_5^+ = \mathbf{K}_1^+ - 2\mathbf{K}_3^-$, $\mathbf{K}_6^+ = \mathbf{K}_1^+ + 2\mathbf{K}_3^-$, $\mathbf{K}_7^+ = \mathbf{K}_1^+ - 3\mathbf{K}_3^-$ and $\mathbf{K}_8^+ = \mathbf{K}_1^+ + 3\mathbf{K}_3^-$, respectively, and are normalized by $A_1^+(0)$.

those for other cases, but the greater initial wave amplitude, which is the amplitude of the K_1^+ wave given by $A_1^+ = 0.125$, is approximately the same as before. As shown in figure 15(c), the top surface is almost flat at $t/T_1 = 1200$, implying most of the initial energy of the K_1^+ wave is transferred to the K_2^- and K_3^- waves. Then, in figure 15(d), the interface shows a typical pattern of symmetric waves. At $t/T_1 = 1700$, the surface wave re-emerges, as shown in figure 15(e).

In figure 16, the numerical solutions of the Hamiltonian system (3.3)–(3.6) are compared with those of the amplitude equations given by (3.64a,b). The amplitudes of both the K_2^- and K_3^- waves grow in time and become almost twice the initial amplitude of the K_1^+ wave approximately at $t/T_1 = 1200$. As the K_1^+ wave with the highest frequency has the greatest initial amplitude among the triad, this observation is consistent with what Hasselmann (1967) predicted. At $t/T_1 = 1700$, the amplitudes of the three waves become almost the same. The Hamiltonian system shows the recurrence of this process as the amplitude equations suggest.

(i) Case B2. Next we consider the case of $\rho_2/\rho_1 = 3.1$ and $h_2/h_1 = 4$, for which the class-IV resonance is possible for 1-D waves, as shown in figure 6(b). We assume that there exist initially two internal waves, whose wavenumber vectors are given by $\mathbf{K}_2^- = (3, 0.724)$ and $\mathbf{K}_3^- = (1, -0.724)$, but no surface wave mode is present. The propagation angles of these two internal waves are given by $\theta_2^- = 13.56^\circ$ and $\theta_3^- = -35.896^\circ$. Then, through the type-B resonance, a surface wave with $\mathbf{K}_1^+ = \mathbf{K}_2^- + \mathbf{K}_3^- = (4, 0)$ is expected to be excited and visible on the surface.

The initial wave steepnesses are $K_1^+ A_1^+ = 0$ and $K_2^- A_2^- = K_3^- A_3^- = 0.01$ with $K_1^+ = 4$, $K_2^- = 3.086$ and $K_3^- = 1.234$. Due to the periodic boundary conditions adopted in our pseudo-spectral method, the choice of (K_2^-, K_3^-) is limited so that

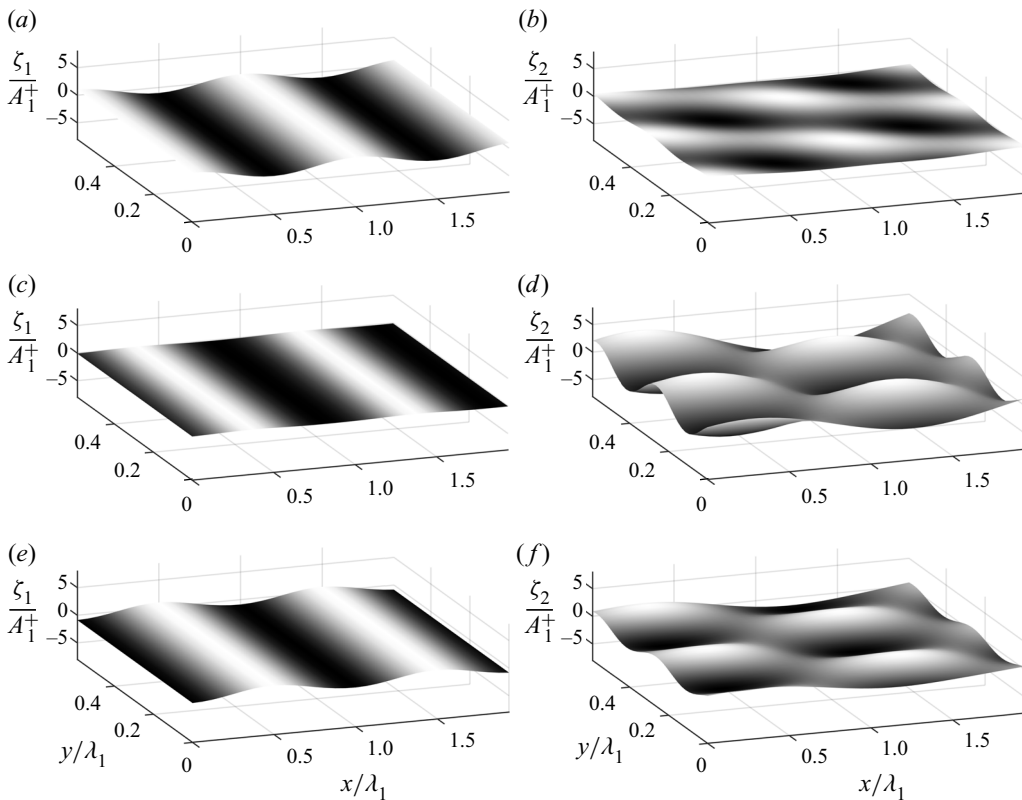


FIGURE 15. Numerical solutions of the Hamiltonian system given by (3.3)–(3.6) for case B1: (a,c,e) surface displacement ζ_1 and (b,d,f) interface displacement ζ_2 at (a,b) $t/T_1 = 0$, (c,d) $t/T_1 = 1200$ and (e,f) $t/T_1 = 1700$. The initial wave steepnesses are $K_1^+ A_1^+ = K_2^- A_2^- = 0.025$ and $K_3^- A_3^- = 0$ with $K_1^+ = 2$ and $K_2^- = K_3^- = 6.643$. The angles of wave propagation are $\theta_1^+ = 0$, $\theta_2^- \approx 81.34^\circ$, $\theta_3^- \approx -81.34^\circ$. The displacements are normalized by $A_1^+(0)$.

$(K_2^-, K_3^-) = (3.086, 1.234)$ is not located so close to the 1-D class-IV resonance curve. Nevertheless, the x -components of the wavenumber vectors are all positive.

In figure 17(a,b), the two distinct internal waves initially appear on the interface. There is no initial surface wave, but the contribution of the K_3^- wave with a greater amplitude to ζ_1 is also visible on the surface as $\zeta_1/\zeta_2 = Q^{(1,2)}/Q^{(2,2)} \approx -0.611$ for $K = K_3^-$. Note that this ratio is given by $\zeta_1/\zeta_2 \approx -0.003$ for $\rho_2/\rho_1 = 1.01$. When the density ratio is large, the contribution of the internal wave mode to the surface displacement is noticeable while it is negligible when the density ratio is close to one. As can be seen in figure 17(c,d), the K_1^+ wave can be observed at $t/T_1 = 380$ while the K_2^- wave disappears on the interface. At $t/T_1 = 630$, all three waves appear at the same time in figure 17(e,f). As shown in figure 18, the numerical solutions of the Hamiltonian system agree well with those of the amplitude equations for a single triad and the energy exchange inside the triad occurs almost periodically in time.

5. Conclusion

We have studied two types of 2-D resonant triad interactions between surface and internal waves in a system of two layers with different densities. For the type-A resonance,

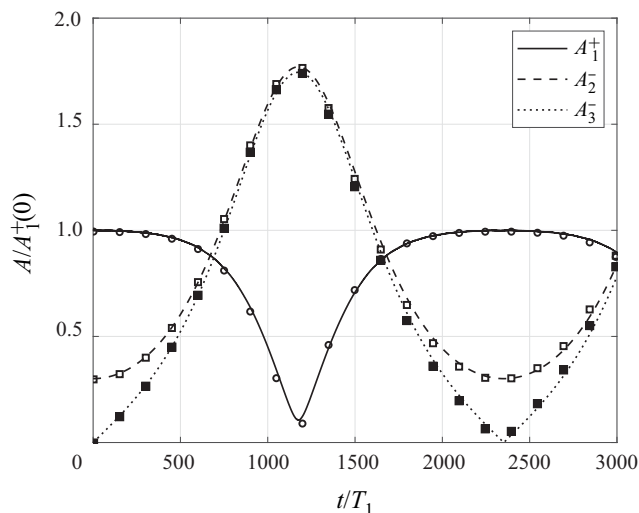


FIGURE 16. Time evolution of the wave amplitudes for case B1. Numerical solutions of the Hamiltonian system (lines) given by (3.3)–(3.6) are compared with the solutions of the amplitude equations (symbols) given by (3.64a,b). For the Hamiltonian system, the amplitudes A_1^+ (solid, open circles), A_2^- (dashed, open squares) and A_3^- (dotted, filled squares) are computed from the Fourier coefficients of ζ_1 for $\mathbf{K} = \mathbf{K}_1^+$ and ζ_2 for $\mathbf{K} = \mathbf{K}_2^-$ and \mathbf{K}_3^- , respectively, and are normalized by $A_1^+(0)$.

two surface waves and one internal wave interact resonantly while one surface wave and two internal waves are involved for the type-B resonance. For each type of resonance, the explicit spectral domain of resonance, including the resonance surface and the resonance region, has been presented and its boundaries have been shown to correspond to 1-D resonant interactions. Under the type-A resonance conditions given by $\mathbf{K}_1^+ = \mathbf{K}_2^+ + \mathbf{K}_3^-$ and $\Omega_1^+ = \Omega_2^+ + \Omega_3^-$, the resonance region in the (K_2^+, K_3^-) -plane is bounded by the 1-D class-I and class-III resonances. On the other hand, under the type-B resonance conditions given by $\mathbf{K}_1^+ = \mathbf{K}_2^- + \mathbf{K}_3^-$ and $\Omega_1^+ = \Omega_2^- + \Omega_3^-$, the resonance region in the (K_2^-, K_3^-) -plane is bounded by the 1-D class-II resonances when the density ratio is less than 3. Otherwise, the type-B resonance region is bounded by the class-II and class-IV resonances. Detailed discussions on the variation of the triad wavenumbers and propagation angles have been presented for 2-D resonant waves.

To study the time evolution of 2-D resonant triads, spectral models have been developed from the explicit Hamiltonian system obtained by Taklo & Choi (2020) for the surface and interface displacements and the density-weighted velocity potentials evaluated at the surface and interface. Starting with the spectral model for the Fourier transforms of the original dependent variables for the explicit Hamiltonian system, the surface and interface motions have been decomposed into the surface and internal wave modes using a canonical transformation. Furthermore, after introducing the complex amplitude functions for the surface and internal wave modes, we have obtained the reduced Hamiltonians for resonant triad interactions, from which the amplitude equations are found.

Both the Hamiltonian system and the amplitude equations are studied numerically under various resonance conditions and it has been found that the numerical solutions of the amplitude equations agree well with those of the Hamiltonian system if one chooses a relevant set of triads for the amplitude equations. For the type-A resonance, as

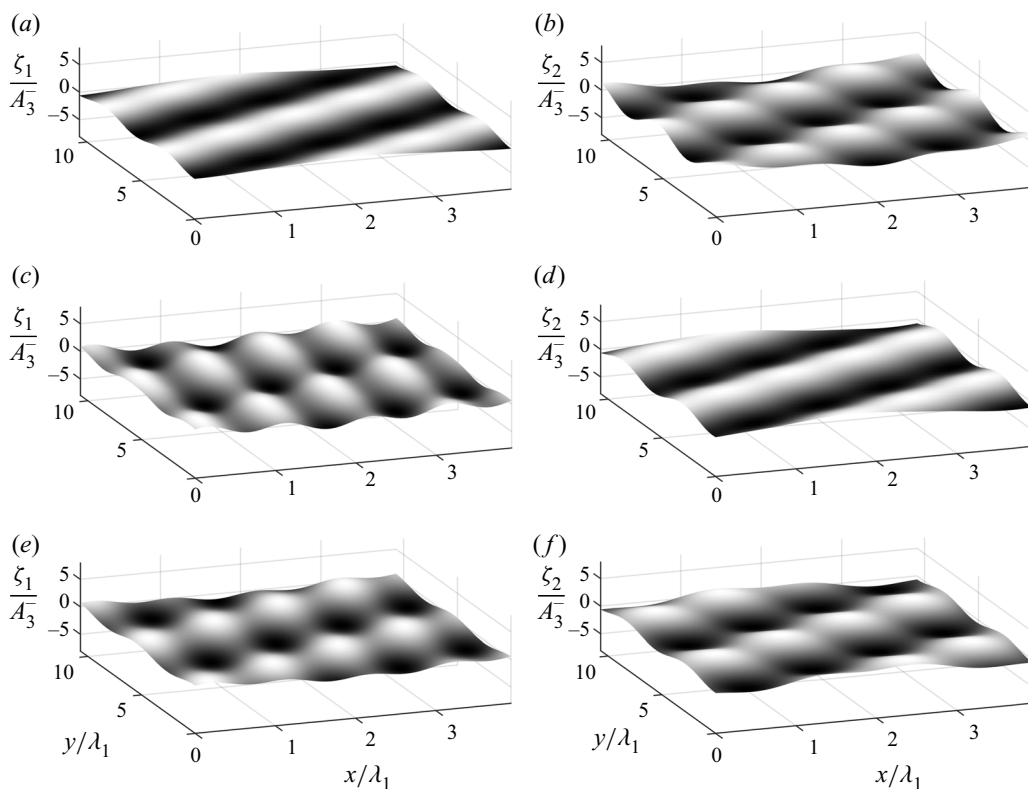


FIGURE 17. Numerical solutions of the Hamiltonian system given by (3.3)–(3.6) for case B2: (a,c,e) surface displacement ξ_1 and (b,d,f) interface displacement ξ_2 at (a,b) $t/T_1 = 0$, (c,d) $t/T_1 = 380$ and (e,f) $t/T_1 = 630$. The initial wave steepnesses are $K_1^+ A_1^+ = 0$ and $K_2^- A_2^- = K_3^- A_3^- = 0.01$ with $K_1^+ = 4$, $K_2^- = 3.086$ and $K_3^- = 1.234$. The angles of wave propagation are $\theta_1^+ = 0$, $\theta_2^- \approx 13.56^\circ$, $\theta_3^- \approx -35.89^\circ$. The displacements are normalized by $A_3^-(0)$.

Alam (2012) has shown for the 1-D class-III resonance, successive near-resonant interactions should be taken into account for the density ratio close to one (implying a large difference between resonant surface and internal wavelengths), in particular, when an internal wave with a relatively large amplitude is initially present. The sidebands near the primary surface wavenumber satisfy the near-resonance conditions and are successively excited. This implies that the primary surface wave is modulated by the growth of the sidebands and then energy exchange between the primary surface wave and its sidebands occurs. For the type-B resonance, such successive resonances are unlikely to happen, and, therefore, the amplitude equations for a single resonant triad accurately describe the surface and interface evolutions. The numerical solutions of the Hamiltonian system for type-A resonant interactions have demonstrated that two surface waves propagating with an angle can generate an internal wave that is initially absent. Likewise two internal waves can generate a surface wave under the type-B resonance conditions.

It has been shown that the interaction between 2-D surface and internal waves can be studied effectively using the explicit Hamiltonian system (3.3)–(3.6). However, the Hamiltonian system describes the combined motions of the surface and internal wave modes. Therefore, the spectral model obtained in § 3.3 for the generalized coordinates q_{\pm}

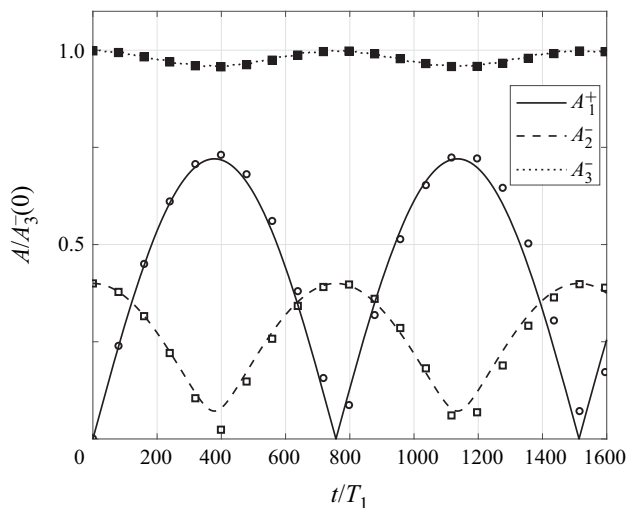


FIGURE 18. Time evolution of the wave amplitudes for case B2. The numerical solutions of the Hamiltonian system (lines) given by (3.3)–(3.6) are compared with those of the amplitude equations (symbols) given by (3.64a,b). For the Hamiltonian system, the amplitudes A_1^+ (solid, open circles), A_2^- (dashed, open squares) and A_3^- (dotted, filled squares) are computed from the Fourier coefficients of ζ_1 for $\mathbf{K} = \mathbf{K}_1^+$ and ζ_2 for $\mathbf{K} = \mathbf{K}_2^-$ and \mathbf{K}_3^- , respectively, and are normalized by $A_3^-(0)$.

and momenta p_{\pm} , or that obtained in § 3.4 for the scalar complex amplitude z_{\pm} would be advantageous in studying the spectral evolution of surface and internal wave modes that might interact both resonantly and non-resonantly. While the amplitude equations obtained in § 3.5 for resonant interactions have been used here with a few discrete modes, they would be also useful in studying the evolution of a near-resonant wave field with a continuous spectrum. The type-B resonance that occurs when the density ratio is greater than three or the corresponding 1-D class-IV resonance is of little value for oceanic applications. Therefore, it is open to question if there is any specific application.

Acknowledgements

This work was supported by the US National Science Foundation through grant number DMS-1517456 and OCE-1634939.

Declaration of interests

The authors report no conflict of interest.

Appendix A. Hamiltonian system in spectral space

From (3.30a,b) with (3.16)–(3.17), the evolution equations for a_{\pm} and b_{\pm} can explicitly be written as

$$\frac{\partial a_+}{\partial t} = \gamma_{11}b_+ + \gamma_{12}b_- + N_{a_+}, \quad \frac{\partial b_+}{\partial t} = -\rho_u g a_+ + N_{b_+}, \quad (\text{A } 1a,b)$$

$$\frac{\partial a_-}{\partial t} = \gamma_{21}b_+ + \gamma_{22}b_- + N_{a_-}, \quad \frac{\partial b_-}{\partial t} = -\Delta\rho ga_- + N_{b_-}. \tag{A 2a,b}$$

Here, $N_{a_{\pm}}$ and $N_{b_{\pm}}$ represent the nonlinear terms written in integrals over the wavenumber vector space given by

$$N_{a_+} = \iint \left(\alpha_{0,1,2}^{(1,1)}b_1^+a_2^+ + \alpha_{0,1,2}^{(1,2)}b_1^-a_2^+ + \alpha_{0,1,2}^{(1,3)}b_1^+a_2^- + \alpha_{0,1,2}^{(1,4)}b_1^-a_2^- \right) \delta_{0-1-2} d\mathbf{k}_{1,2}, \tag{A 3}$$

$$N_{a_-} = \iint \left(\alpha_{0,1,2}^{(2,1)}b_1^+a_2^+ + \alpha_{0,1,2}^{(2,2)}b_1^-a_2^+ + \alpha_{0,1,2}^{(2,3)}b_1^+a_2^- + \alpha_{0,1,2}^{(2,4)}b_1^-a_2^- \right) \delta_{0-1-2} d\mathbf{k}_{1,2}, \tag{A 4}$$

$$N_{b_+} = \iint \left(\beta_{0,1,2}^{(1,1)}b_1^+b_2^+ + \beta_{0,1,2}^{(1,2)}b_1^+b_2^- + \beta_{0,1,2}^{(1,3)}b_1^-b_2^- \right) \delta_{0-1-2} d\mathbf{k}_{1,2}, \tag{A 5}$$

$$N_{b_-} = \iint \left(\beta_{0,1,2}^{(2,1)}b_1^+b_2^+ + \beta_{0,1,2}^{(2,2)}b_1^+b_2^- + \beta_{0,1,2}^{(2,3)}b_1^-b_2^- \right) \delta_{0-1-2} d\mathbf{k}_{1,2}, \tag{A 6}$$

where γ_{ij} are given by (3.7a-c), and $\alpha_{0,1,2}^{(i,j)}$ and $\beta_{0,1,2}^{(i,j)}$ are defined, after using (3.28), as

$$\alpha_{0,1,2}^{(1,1)} = 2h_{-0,1,2}^{(1)}, \quad \alpha_{0,1,2}^{(1,2)} = h_{-0,1,2}^{(2)}, \quad \alpha_{0,1,2}^{(1,3)} = 2h_{-0,1,2}^{(4)}, \quad \alpha_{0,1,2}^{(1,4)} = h_{-0,1,2}^{(5)}, \tag{A 7a-d}$$

$$\alpha_{0,1,2}^{(2,1)} = h_{1,-0,2}^{(2)}, \quad \alpha_{0,1,2}^{(2,2)} = 2h_{-0,1,2}^{(3)}, \quad \alpha_{0,1,2}^{(2,3)} = h_{1,-0,2}^{(5)}, \quad \alpha_{0,1,2}^{(2,4)} = 2h_{-0,1,2}^{(6)}, \tag{A 8a-d}$$

$$\beta_{0,1,2}^{(1,1)} = -h_{1,2,-0}^{(1)}, \quad \beta_{0,1,2}^{(1,2)} = -h_{1,2,-0}^{(2)}, \quad \beta_{0,1,2}^{(1,3)} = -h_{1,2,-0}^{(3)}, \tag{A 9a-c}$$

$$\beta_{0,1,2}^{(2,1)} = -h_{1,2,-0}^{(4)}, \quad \beta_{0,1,2}^{(2,2)} = -h_{1,2,-0}^{(5)}, \quad \beta_{0,1,2}^{(2,3)} = -h_{1,2,-0}^{(6)}. \tag{A 10a-c}$$

From (3.28)–(3.29), it can be shown that these coefficients satisfy the symmetry conditions

$$\alpha_{0,1,2}^{(1,1)} = \alpha_{1,0,2}^{(1,1)}, \quad \alpha_{0,1,2}^{(1,3)} = \alpha_{1,0,2}^{(1,3)}, \quad \alpha_{0,1,2}^{(2,2)} = \alpha_{1,0,2}^{(2,2)}, \quad \alpha_{0,1,2}^{(2,4)} = \alpha_{1,0,2}^{(2,4)}, \tag{A 11a-d}$$

$$\alpha_{0,1,2}^{(1,2)} = \alpha_{1,0,2}^{(2,1)}, \quad \alpha_{0,1,2}^{(1,4)} = \alpha_{1,0,2}^{(2,3)}, \quad \alpha_{0,1,2}^{(i,j)} = \alpha_{-0,-1,2}^{(i,j)} = \alpha_{0,1,-2}^{(i,j)}, \tag{A 12a-c}$$

and

$$\beta_{0,1,2}^{(1,1)} = -\frac{1}{2}\alpha_{1,-2,0}^{(1,1)}, \quad \beta_{0,1,2}^{(1,2)} = -\alpha_{1,-2,0}^{(1,2)}, \quad \beta_{0,1,2}^{(1,3)} = -\frac{1}{2}\alpha_{1,-2,0}^{(2,2)}, \tag{A 13a-c}$$

$$\beta_{0,1,2}^{(2,1)} = -\frac{1}{2}\alpha_{1,-2,0}^{(1,3)}, \quad \beta_{0,1,2}^{(2,2)} = -\alpha_{1,-2,0}^{(1,4)}, \quad \beta_{0,1,2}^{(2,3)} = -\frac{1}{2}\alpha_{1,-2,0}^{(2,4)}. \tag{A 14a-c}$$

As it is obtained from the Hamiltonian formulation, the system given by (A 1) and (A 2) conserves energy, or the Hamiltonian given by $H = H_2 + H_3$, where H_2 and H_3 are given by (3.16) and (3.17), respectively.

Under the small amplitude assumption, when the system given by (A 1) and (A 2) is linearized, the first-order solutions can be obtained as

$$(a_j^{\pm}, b_j^{\pm}) = (\tilde{a}_j^{\pm}, \tilde{b}_j^{\pm}) e^{i\omega_j t}, \tag{A 15}$$

with

$$\tilde{a}_j^+ = \left(\frac{S_j \omega_j^2}{\omega_j^2 - gk_j U_j} \right) \tilde{a}_j^-, \quad \tilde{b}_j^+ = i \left(\frac{\rho_u g S_j \omega_j}{\omega_j^2 - gk_j U_j} \right) \tilde{a}_j^-, \quad \tilde{b}_j^- = i \left(\frac{\Delta\rho g}{\omega_j} \right) \tilde{a}_j^-. \tag{A 16a-c}$$

Appendix B. Intermediate steps for mode decomposition

For the mode decomposition discussed in § 3.3, the linearized system is considered. When linearized, the system given by (A 1) and (A 2) can be written as

$$\frac{d}{dt} \begin{pmatrix} \mathbf{a} \\ \mathbf{b} \end{pmatrix} = \begin{pmatrix} \mathbf{O} & \mathbf{\Gamma} \\ \mathbf{G} & \mathbf{O} \end{pmatrix} \begin{pmatrix} \mathbf{a} \\ \mathbf{b} \end{pmatrix}, \tag{B 1}$$

where \mathbf{O} is the 2×2 zero matrix and

$$\mathbf{a} = \begin{pmatrix} a_+ \\ a_- \end{pmatrix}, \quad \mathbf{b} = \begin{pmatrix} b_+ \\ b_- \end{pmatrix}, \quad \mathbf{\Gamma} = \begin{pmatrix} \gamma_{11} & \gamma_{12} \\ \gamma_{21} & \gamma_{22} \end{pmatrix}, \quad \mathbf{G} = \begin{pmatrix} -\rho_u g & 0 \\ 0 & -\Delta \rho g \end{pmatrix}, \tag{B 2a-d}$$

with γ_{ij} given by (3.7a-c). To decompose the linear system (B 1) into two sub-systems for the surface and internal wave modes, we first diagonalize the 2×2 matrix $\mathbf{\Gamma G}$ as

$$\mathbf{\Gamma G} = \mathbf{M \Lambda M}^{-1}, \tag{B 3}$$

where $\mathbf{\Lambda}$ is a diagonal matrix whose elements are the eigenvalues of $\mathbf{\Gamma G}$, and \mathbf{M} and \mathbf{M}^{-1} are a matrix composed of eigenvectors of $\mathbf{\Gamma G}$ and its inverse matrix, respectively. The eigenvalues of $\mathbf{\Gamma G}$ are the roots of the following quadratic equation for λ :

$$\lambda^2 + g(\rho_u \gamma_{11} + \Delta \rho \gamma_{22}) \lambda + \rho_u \Delta \rho g^2 (\gamma_{11} \gamma_{22} - \gamma_{12} \gamma_{21}) = 0. \tag{B 4}$$

This equation then yields the dispersion relation (2.1) with $\lambda = -\omega^2$. Then, the diagonal matrix $\mathbf{\Lambda}$ is given by

$$\mathbf{\Lambda} = \begin{pmatrix} -\omega_+^2 & 0 \\ 0 & -\omega_-^2 \end{pmatrix}, \tag{B 5}$$

where $\lambda_+ = -\omega_+^2$ and $\lambda_- = -\omega_-^2$ are two eigenvalues corresponding to the surface and internal wave modes, respectively. On the other hand, \mathbf{M} is given by

$$\mathbf{M} = \begin{pmatrix} \omega_+^2 - \Delta \rho g \gamma_{22} & \Delta \rho g \gamma_{12} \\ \rho_u g \gamma_{21} & \omega_-^2 - \rho_u g \gamma_{11} \end{pmatrix} \begin{pmatrix} n_+ & 0 \\ 0 & n_- \end{pmatrix}, \tag{B 6}$$

where n_+ and n_- introduced to normalize the eigenvectors are given by

$$n_+ = \left[(\omega_+^2 - \Delta \rho g \gamma_{22})^2 + (\rho_u g \gamma_{21})^2 \right]^{-1/2}, \quad n_- = \left[(\Delta \rho g \gamma_{12})^2 + (\omega_-^2 - \rho_u g \gamma_{11})^2 \right]^{-1/2}. \tag{B 7a,b}$$

Here different choices of eigenvectors and (n_+, n_-) can be made, but the final canonical transformation is independent of these choices. Then, by introducing the following new variables $\boldsymbol{\xi} = (\xi_+, \xi_-)^T$ and $\boldsymbol{\eta} = (\eta_+, \eta_-)^T$,

$$\begin{pmatrix} \boldsymbol{\xi} \\ \boldsymbol{\eta} \end{pmatrix} = \begin{pmatrix} \mathbf{M}^{-1} & \mathbf{O} \\ \mathbf{O} & \mathbf{M}^{-1} \mathbf{\Gamma} \end{pmatrix} \begin{pmatrix} \mathbf{a} \\ \mathbf{b} \end{pmatrix}, \quad \text{or} \quad \begin{pmatrix} \mathbf{a} \\ \mathbf{b} \end{pmatrix} = \begin{pmatrix} \mathbf{M} & \mathbf{O} \\ \mathbf{O} & \mathbf{\Gamma}^{-1} \mathbf{M} \end{pmatrix} \begin{pmatrix} \boldsymbol{\xi} \\ \boldsymbol{\eta} \end{pmatrix}, \tag{B 8a,b}$$

the linear system (B 1) can be written as

$$\frac{d}{dt} \begin{pmatrix} \boldsymbol{\xi} \\ \boldsymbol{\eta} \end{pmatrix} = \begin{pmatrix} \mathbf{O} & \mathbf{I} \\ \mathbf{\Lambda} & \mathbf{O} \end{pmatrix} \begin{pmatrix} \boldsymbol{\xi} \\ \boldsymbol{\eta} \end{pmatrix}, \tag{B 9}$$

where $\boldsymbol{\xi}(-\mathbf{k}, t) = \boldsymbol{\xi}^*(\mathbf{k}, t)$ and $\boldsymbol{\eta}(-\mathbf{k}, t) = \boldsymbol{\eta}^*(\mathbf{k}, t)$ as $\gamma_{i,j}(-\mathbf{k}) = \gamma_{i,j}(\mathbf{k})$.

Now, as \mathbf{A} and the identity matrix \mathbf{I} in (B 9) are diagonal 2×2 matrices, the surface and internal wave modes are decoupled as

$$\frac{d}{dt} \begin{pmatrix} \xi_{\pm} \\ \eta_{\pm} \end{pmatrix} = \begin{pmatrix} 0 & 1 \\ -\omega_{\pm}^2 & 0 \end{pmatrix} \begin{pmatrix} \xi_{\pm} \\ \eta_{\pm} \end{pmatrix}, \tag{B 10}$$

where the positive and negative signs correspond to the surface and internal wave modes, respectively.

The nonlinear interaction between the surface and internal wave modes can be studied once a nonlinear system for ξ and η is obtained. By substituting (B 8) into (A 1) and (A 2), or, directly from (3.30a,b), the evolution equations for (ξ, η) can be found as

$$\frac{d}{dt} \begin{pmatrix} \xi \\ \eta \end{pmatrix} = \begin{pmatrix} \mathbf{O} & \mathbf{S} \\ -\mathbf{S} & \mathbf{O} \end{pmatrix} \begin{pmatrix} \delta H / \delta \xi^* \\ \delta H / \delta \eta^* \end{pmatrix}, \tag{B 11}$$

where $\delta H / \delta \xi^* = (\delta H / \delta \xi_+^*, \delta H / \delta \xi_-^*)^T$ and $\delta H / \delta \eta^* = (\delta H / \delta \eta_+^*, \delta H / \delta \eta_-^*)^T$. In (B 11), \mathbf{S} is a 2×2 matrix given by

$$\mathbf{S} = \mathbf{M}^{-1} \mathbf{\Gamma} (\mathbf{M}^{-1})^T, \tag{B 12}$$

which yields a diagonal matrix so that $\mathbf{S} = \text{diag}(s_+, s_-)$ with s_{\pm} defined, with $\gamma_{12} = \gamma_{21}$, by

$$\left. \begin{aligned} s_+ &= \frac{1}{n_+^2} \frac{[(\rho_u \gamma_{11}^2 - \Delta \rho \gamma_{11} \gamma_{22} + 2 \Delta \rho \gamma_{12}^2) \omega_+^2 - \Delta \rho g (\rho_u \gamma_{11} - \Delta \rho \gamma_{22}) (\gamma_{11} \gamma_{22} - \gamma_{12}^2)]}{g [\rho_u \gamma_{11} \omega_+^2 - \Delta \rho \gamma_{22} \omega_-^2 - 2 \rho_u \Delta \rho g (\gamma_{11} \gamma_{22} - \gamma_{12}^2)]^2}, \\ s_- &= \frac{1}{n_-^2} \frac{[(\Delta \rho \gamma_{22}^2 - \rho_u \gamma_{11} \gamma_{22} + 2 \rho_u \gamma_{12}^2) \omega_-^2 + \rho_u g (\rho_u \gamma_{11} - \Delta \rho \gamma_{22}) (\gamma_{11} \gamma_{22} - \gamma_{12}^2)]}{g [\rho_u \gamma_{11} \omega_+^2 - \Delta \rho \gamma_{22} \omega_-^2 - 2 \rho_u \Delta \rho g (\gamma_{11} \gamma_{22} - \gamma_{12}^2)]^2}. \end{aligned} \right\} \tag{B 13}$$

To write (B 11) as Hamilton’s equations, we further introduce \mathbf{q} and \mathbf{p} defined as

$$\begin{pmatrix} \xi \\ \eta \end{pmatrix} = \begin{pmatrix} \mathbf{S}^{1/2} & \mathbf{O} \\ \mathbf{O} & \mathbf{S}^{1/2} \end{pmatrix} \begin{pmatrix} \mathbf{q} \\ \mathbf{p} \end{pmatrix}, \tag{B 14}$$

where $\mathbf{S}^{1/2} = \text{diag}(s_+^{1/2}, s_-^{1/2})$, $\mathbf{q} = (q_+, q_-)^T$ and $\mathbf{p} = (p_+, p_-)^T$. Then, by substituting (B 14) into (B 11), the amplitude equations for (\mathbf{q}, \mathbf{p}) can be obtained as Hamilton’s equations:

$$\frac{d}{dt} \begin{pmatrix} \mathbf{q} \\ \mathbf{p} \end{pmatrix} = \begin{pmatrix} \mathbf{O} & \mathbf{I} \\ -\mathbf{I} & \mathbf{O} \end{pmatrix} \begin{pmatrix} \delta H / \delta \mathbf{q}^* \\ \delta H / \delta \mathbf{p}^* \end{pmatrix}. \tag{B 15}$$

Here the new conjugate variables q_{\pm} and p_{\pm} are the generalized coordinates and momenta of the surface (+) and internal (-) wave modes, respectively. When (B 14) is combined

with (B 8), the transformation (a, b) to (q, p) can be found as

$$\begin{pmatrix} a \\ b \end{pmatrix} = \begin{pmatrix} Q & O \\ O & P \end{pmatrix} \begin{pmatrix} q \\ p \end{pmatrix}, \tag{B 16}$$

where Q and P are given by

$$Q = MS^{1/2}, \quad P = \Gamma^{-1}MS^{1/2}. \tag{B 17a,b}$$

Using this transformation, the amplitude equations for (q_{\pm}, p_{\pm}) can be obtained, from (3.35a,b) with (3.33) and (3.34), as

$$\begin{aligned} \frac{\partial q_+}{\partial t} = & p_+ + \iint [(U_{-0,1,2}^{(1)} + U_{1,-0,2}^{(1)})p_1^+q_2^+ + U_{-0,1,2}^{(2)}p_1^-q_2^+ \\ & + (U_{-0,1,2}^{(4)} + U_{1,-0,2}^{(4)})p_1^+q_2^- + U_{-0,1,2}^{(5)}p_1^-q_2^-] \delta_{0-1-2} d\mathbf{k}_{1,2}, \end{aligned} \tag{B 18}$$

$$\frac{\partial p_+}{\partial t} = -\omega_+^2 q_+ - \iint [U_{1,2,-0}^{(1)}p_1^+p_2^+ + U_{1,2,-0}^{(2)}p_1^+p_2^- + U_{1,2,-0}^{(3)}p_1^-p_2^-] \delta_{0-1-2} d\mathbf{k}_{1,2}, \tag{B 19}$$

$$\begin{aligned} \frac{\partial q_-}{\partial t} = & p_- + \iint [U_{1,-0,2}^{(2)}p_1^+q_2^+ + (U_{-0,1,2}^{(3)} + U_{1,-0,2}^{(3)})p_1^-q_2^+ \\ & + U_{1,-0,2}^{(5)}p_1^+q_2^- + (U_{-0,1,2}^{(6)} + U_{1,-0,2}^{(6)})p_1^-q_2^-] \delta_{0-1-2} d\mathbf{k}_{1,2}, \end{aligned} \tag{B 20}$$

$$\frac{\partial p_-}{\partial t} = -\omega_-^2 q_- - \iint [U_{1,2,-0}^{(4)}p_1^+p_2^+ + U_{1,2,-0}^{(5)}p_1^+p_2^- + U_{1,2,-0}^{(6)}p_1^-p_2^-] \delta_{0-1-2} d\mathbf{k}_{1,2}. \tag{B 21}$$

When discretized, this system can be considered a dynamical system for coupled oscillators.

On the other hand, the amplitude equations for the scalar complex amplitudes z_{\pm} introduced in (3.36) can be found, from (3.40), as

$$\begin{aligned} \frac{\partial z_+}{\partial t} = & i\omega_+ z_+ + i \iint [(V_{0,1,2}^{(1)}z_1^+z_2^+ + V_{0,1,2}^{(2)}z_1^+z_2^- + V_{0,1,2}^{(5)}z_1^-z_2^-) \delta_{0-1-2} + \{(V_{2,0,1}^{(1)} \\ & + V_{2,1,0}^{(1)})z_1^{+*}z_2^+ + V_{2,0,1}^{(2)}z_1^-z_2^+ + (V_{2,0,1}^{(3)} + V_{2,1,0}^{(3)})z_1^{+*}z_2^- + V_{2,1,0}^{(4)}z_1^-z_2^-\} \delta_{0+1-2} \\ & + \{(V_{0,1,2}^{(7)} + V_{2,0,1}^{(7)} + V_{1,2,0}^{(7)})z_1^{+*}z_2^{+*} \\ & + (V_{0,1,2}^{(8)} + V_{1,0,2}^{(8)})z_1^{+*}z_2^{-*} + V_{0,1,2}^{(9)}z_1^{-*}z_2^{-*}\} \delta_{0+1+2}] d\mathbf{k}_{1,2}, \end{aligned} \tag{B 22}$$

$$\begin{aligned} \frac{\partial z_-}{\partial t} = & i\omega_- z_- + i \iint [(V_{0,1,2}^{(3)}z_1^+z_2^+ + V_{0,1,2}^{(4)}z_1^-z_2^+ + V_{0,1,2}^{(6)}z_1^-z_2^-) \delta_{0-1-2} + \{(V_{2,1,0}^{(2)}z_1^{+*}z_2^+ \\ & + V_{2,0,1}^{(4)}z_1^{+*}z_2^- + (V_{2,0,1}^{(5)} + V_{2,1,0}^{(5)})z_1^-z_2^+ + (V_{2,0,1}^{(6)} + V_{2,1,0}^{(6)})z_1^-z_2^-\} \delta_{0+1-2} \\ & + \{V_{1,2,0}^{(8)}z_1^{+*}z_2^{+*} + (V_{2,0,1}^{(9)} + V_{2,1,0}^{(9)})z_1^-z_2^{+*} \\ & + (V_{0,1,2}^{(10)} + V_{2,0,1}^{(8)} + V_{1,2,0}^{(10)})z_1^{-*}z_2^{-*}\} \delta_{0+1+2}] d\mathbf{k}_{1,2}. \end{aligned} \tag{B 23}$$

Appendix C. Interaction coefficients

The interaction coefficients $U_{1,2,3}^{(n)}$ ($n = 1, \dots, 6$) for H_3 in (3.34) are given by

$$U_{1,2,3}^{(1)} = h_{1,2,3}^{(1)} P_1^{(1,1)} P_2^{(1,1)} Q_3^{(1,1)} + h_{1,2,3}^{(2)} P_1^{(1,1)} P_2^{(2,1)} Q_3^{(1,1)} + h_{1,2,3}^{(3)} P_1^{(2,1)} P_2^{(2,1)} Q_3^{(1,1)} + h_{1,2,3}^{(4)} P_1^{(1,1)} P_2^{(1,1)} Q_3^{(2,1)} + h_{1,2,3}^{(5)} P_1^{(1,1)} P_2^{(2,1)} Q_3^{(2,1)} + h_{1,2,3}^{(6)} P_1^{(2,1)} P_2^{(2,1)} Q_3^{(2,1)}, \quad (C1)$$

$$U_{1,2,3}^{(2)} = 2h_{1,2,3}^{(1)} P_1^{(1,1)} P_2^{(1,2)} Q_3^{(1,1)} + h_{1,2,3}^{(2)} P_1^{(1,1)} P_2^{(2,2)} Q_3^{(1,1)} + h_{2,1,3}^{(2)} P_1^{(2,1)} P_2^{(1,2)} Q_3^{(1,1)} + 2h_{1,2,3}^{(3)} P_1^{(2,1)} P_2^{(2,2)} Q_3^{(1,1)} + 2h_{1,2,3}^{(4)} P_1^{(1,1)} P_2^{(1,2)} Q_3^{(2,1)} + h_{1,2,3}^{(5)} P_1^{(1,1)} P_2^{(2,2)} Q_3^{(2,1)} + h_{2,1,3}^{(5)} P_1^{(2,1)} P_2^{(1,2)} Q_3^{(2,1)} + 2h_{1,2,3}^{(6)} P_1^{(2,1)} P_2^{(2,2)} Q_3^{(2,1)}, \quad (C2)$$

$$U_{1,2,3}^{(3)} = h_{1,2,3}^{(1)} P_1^{(1,2)} P_2^{(1,2)} Q_3^{(1,1)} + h_{1,2,3}^{(2)} P_1^{(1,2)} P_2^{(2,2)} Q_3^{(1,1)} + h_{1,2,3}^{(3)} P_1^{(2,2)} P_2^{(2,2)} Q_3^{(1,1)} + h_{1,2,3}^{(4)} P_1^{(1,2)} P_2^{(1,2)} Q_3^{(2,1)} + h_{1,2,3}^{(5)} P_1^{(1,2)} P_2^{(2,2)} Q_3^{(2,1)} + h_{1,2,3}^{(6)} P_1^{(2,2)} P_2^{(2,2)} Q_3^{(2,1)}, \quad (C3)$$

$$U_{1,2,3}^{(4)} = h_{1,2,3}^{(1)} P_1^{(1,1)} P_2^{(1,1)} Q_3^{(1,2)} + h_{1,2,3}^{(2)} P_1^{(1,1)} P_2^{(2,1)} Q_3^{(1,2)} + h_{1,2,3}^{(3)} P_1^{(2,1)} P_2^{(2,1)} Q_3^{(1,2)} + h_{1,2,3}^{(4)} P_1^{(1,1)} P_2^{(1,1)} Q_3^{(2,2)} + h_{1,2,3}^{(5)} P_1^{(1,1)} P_2^{(2,1)} Q_3^{(2,2)} + h_{1,2,3}^{(6)} P_1^{(2,1)} P_2^{(2,1)} Q_3^{(2,2)}, \quad (C4)$$

$$U_{1,2,3}^{(5)} = 2h_{1,2,3}^{(1)} P_1^{(1,1)} P_2^{(1,2)} Q_3^{(1,2)} + h_{1,2,3}^{(2)} P_1^{(1,1)} P_2^{(2,2)} Q_3^{(1,2)} + h_{2,1,3}^{(2)} P_1^{(2,1)} P_2^{(1,2)} Q_3^{(1,2)} + 2h_{1,2,3}^{(3)} P_1^{(2,1)} P_2^{(2,2)} Q_3^{(1,2)} + 2h_{1,2,3}^{(4)} P_1^{(1,1)} P_2^{(1,2)} Q_3^{(2,2)} + h_{1,2,3}^{(5)} P_1^{(1,1)} P_2^{(2,2)} Q_3^{(2,2)} + h_{2,1,3}^{(5)} P_1^{(2,1)} P_2^{(1,2)} Q_3^{(2,2)} + 2h_{1,2,3}^{(6)} P_1^{(2,1)} P_2^{(2,2)} Q_3^{(2,2)}, \quad (C5)$$

$$U_{1,2,3}^{(6)} = h_{1,2,3}^{(1)} P_1^{(1,2)} P_2^{(1,2)} Q_3^{(1,2)} + h_{1,2,3}^{(2)} P_1^{(1,2)} P_2^{(2,2)} Q_3^{(1,2)} + h_{1,2,3}^{(3)} P_1^{(2,2)} P_2^{(2,2)} Q_3^{(1,2)} + h_{1,2,3}^{(4)} P_1^{(1,2)} P_2^{(1,2)} Q_3^{(2,2)} + h_{1,2,3}^{(5)} P_1^{(1,2)} P_2^{(2,2)} Q_3^{(2,2)} + h_{1,2,3}^{(6)} P_1^{(2,2)} P_2^{(2,2)} Q_3^{(2,2)}, \quad (C6)$$

where $h_{1,2,3}^{(n)}$ are defined by (3.21)–(3.25), and (3.28) has been imposed. In addition, $Q^{(i,j)}$ and $P^{(i,j)}$ are defined as

$$Q = MS^{1/2} = \begin{pmatrix} Q^{(1,1)} & Q^{(1,2)} \\ Q^{(2,1)} & Q^{(2,2)} \end{pmatrix}, \quad P = \Gamma^{-1}MS^{1/2} = \begin{pmatrix} P^{(1,1)} & P^{(1,2)} \\ P^{(2,1)} & P^{(2,2)} \end{pmatrix}, \quad (C7a,b)$$

with $P_i^{(i,j)} = P^{(i,j)}(\mathbf{k}_i)$ and $Q_i^{(i,j)} = Q^{(i,j)}(\mathbf{k}_i)$.

After defining $\bar{U}_{1,2,3}^{(n)}$ ($n = 1, \dots, 6$) as

$$\left. \begin{aligned} \bar{U}_{1,2,3}^{(1)} &= -\sqrt{\frac{\omega_1^+ \omega_2^+}{8\omega_3^+}} U_{1,2,3}^{(1)}, & \bar{U}_{1,2,3}^{(2)} &= -\sqrt{\frac{\omega_1^+ \omega_2^-}{8\omega_3^+}} U_{1,2,3}^{(2)}, & \bar{U}_{1,2,3}^{(3)} &= -\sqrt{\frac{\omega_1^- \omega_2^-}{8\omega_3^+}} U_{1,2,3}^{(3)}, \\ \bar{U}_{1,2,3}^{(4)} &= -\sqrt{\frac{\omega_1^+ \omega_2^+}{8\omega_3^-}} U_{1,2,3}^{(4)}, & \bar{U}_{1,2,3}^{(5)} &= -\sqrt{\frac{\omega_1^+ \omega_2^-}{8\omega_3^-}} U_{1,2,3}^{(5)}, & \bar{U}_{1,2,3}^{(6)} &= -\sqrt{\frac{\omega_1^- \omega_2^-}{8\omega_3^-}} U_{1,2,3}^{(6)}, \end{aligned} \right\} \quad (C8)$$

the coefficients $V_{1,2,3}^{(n)}$ ($n = 1, \dots, 10$) in (3.39) are given by

$$\left. \begin{aligned} V_{1,2,3}^{(1)} &= \bar{U}_{2,3,-1}^{(1)} - \bar{U}_{-1,2,3}^{(1)} - \bar{U}_{3,-1,2}^{(1)}, & V_{1,2,3}^{(2)} &= -\bar{U}_{-1,3,2}^{(2)} + \bar{U}_{2,3,-1}^{(2)} - \bar{U}_{-1,2,3}^{(4)} - \bar{U}_{2,-1,3}^{(4)}, \\ V_{1,2,3}^{(3)} &= -\bar{U}_{3,-1,2}^{(2)} + \bar{U}_{2,3,-1}^{(4)}, & V_{1,2,3}^{(4)} &= -\bar{U}_{-1,2,3}^{(3)} - \bar{U}_{2,-1,3}^{(3)} + \bar{U}_{3,2,-1}^{(5)} - \bar{U}_{3,-1,2}^{(5)}, \\ V_{1,2,3}^{(5)} &= \bar{U}_{2,3,-1}^{(3)} - \bar{U}_{-1,2,3}^{(5)}, & V_{1,2,3}^{(6)} &= \bar{U}_{2,3,-1}^{(6)} - \bar{U}_{-1,2,3}^{(6)} - \bar{U}_{3,-1,2}^{(6)}, \\ V_{1,2,3}^{(7)} &= \bar{U}_{1,2,3}^{(1)}, & V_{1,2,3}^{(8)} &= \bar{U}_{1,3,2}^{(2)} + \bar{U}_{1,2,3}^{(4)}, & V_{1,2,3}^{(9)} &= \bar{U}_{2,3,1}^{(3)} + \bar{U}_{1,2,3}^{(5)}, & V_{1,2,3}^{(10)} &= \bar{U}_{1,2,3}^{(6)}, \end{aligned} \right\} \quad (\text{C9})$$

where $\bar{U}_{1,2,3}^{(n)} = \bar{U}_{-1,-2,-3}^{(n)}$ ($n = 1, \dots, 6$) have been used. Note that $V_{1,2,3}^{(n)} = V_{-1,-2,-3}^{(n)}$ ($n = 1, \dots, 10$).

REFERENCES

- ALAM, M.-R. 2012 A new triad resonance between co-propagating surface and interfacial waves. *J. Fluid Mech.* **691**, 267–278.
- BALL, F. K. 1964 Energy transfer between external and internal gravity waves. *J. Fluid Mech.* **19**, 465–478.
- BENJAMIN, T. B. & BRIDGES, T. J. 1997 Reappraisal of the Kelvin–Helmholtz problem. Part 1. Hamiltonian structure. *J. Fluid Mech.* **333**, 301–325.
- BENNEY, D. J. 1962 Non-linear gravity wave interactions. *J. Fluid Mech.* **14**, 577–584.
- CHABANE, M. & CHOI, W. 2019 On resonant interactions of gravity-capillary waves without energy exchange. *Stud. Appl. Maths* **142**, 528–550.
- CRAIG, W., GUYENNE, P. & KALISCH, H. 2005 Hamiltonian long-wave expansions for free surfaces and interfaces. *Commun. Pure Appl. Maths* **58**, 1587–1641.
- FUNAKOSHI, M. & OIKAWA, M. 1983 The resonant interaction between a long internal gravity wave and a surface gravity wave packet. *J. Phys. Soc. Japan* **52**, 1982–1995.
- HAMMACK, J. L. & HENDERSON, D. M. 1993 Resonant interactions among surface water waves. *Annu. Rev. Fluid Mech.* **25**, 55–97.
- HASHIZUME, Y. 1980 Interaction between short surface waves and long internal waves. *J. Phys. Soc. Japan* **48**, 631–638.
- HASSELMANN, K. 1967 A criterion for nonlinear wave stability. *J. Fluid Mech.* **30**, 737–739.
- HILL, D. F. & FODA, M. A. 1996 Subharmonic resonance of short internal standing waves by progressive surface waves. *J. Fluid Mech.* **321**, 217–233.
- HILL, D. F. & FODA, M. A. 1998 Subharmonic resonance of oblique interfacial waves by a progressive surface wave. *Proc. R. Soc. Lond. A* **454**, 1129–1144.
- JAMALI, M., SEYMOUR, B. & LAWRENCE, G. A. 2003 Asymptotic analysis of a surface-interfacial wave interaction. *Phys. Fluids* **15**, 47–55.
- JANSSEN, P. 2004 *The Interaction of Ocean Waves and Wind*. Cambridge University Press.
- JOYCE, T. M. 1974 Nonlinear interactions among standing surface and internal gravity waves. *J. Fluid Mech.* **63**, 801–825.
- KODAIRA, T., WASEDA, T., MIYATA, M. & CHOI, W. 2016 Internal solitary waves in a two-fluid system with a free surface. *J. Fluid Mech.* **804**, 201–223.
- KRASITSKII, V. P. 1994 On reduced equations in the Hamiltonian theory of weakly nonlinear surface waves. *J. Fluid Mech.* **272**, 1–20.
- LAMB, H. 1932 *Hydrodynamics*, 6th edn. Dover Publications.
- LEWIS, J. L., LAKE, B. M. & KO, R. S. 1974 On the interaction of internal waves and surface gravity waves. *J. Fluid Mech.* **63**, 773–800.
- LONGUET-HIGGINS, M. S. & SMITH, N. D. 1966 An experiment on third-order resonant wave interactions. *J. Fluid Mech.* **25**, 417–435.
- MANLEY, J. M. & ROWE, H. E. 1956 Some general properties of nonlinear elements. Part I. General energy relations. *Proc. IRE* **44**, 904–913.

- MCGOLDRICK, L. F. 1965 Resonant interactions among capillary-gravity waves. *J. Fluid Mech.* **21**, 305–331.
- MCGOLDRICK, L. F. 1970 An experiment on second order capillary gravity resonant wave interactions. *J. Fluid Mech.* **40**, 251–271.
- MCGOLDRICK, L. F., PHILLIPS, O. M., HUANG, N. & HODGSON, T. 1966 Measurement on resonant wave interactions. *J. Fluid Mech.* **25**, 437–456.
- MEI, C. C., STIASSNIE, M. & YUE, D. K. P. 2005 *Theory and Applications of Ocean Surface Waves. Part 2: Nonlinear Aspects*. World Scientific.
- OIKAWA, M., OKAMURA, M. & FUNAKOSHI, M. 1989 Two-dimensional resonant interactions between long and short waves. *J. Phys. Soc. Japan* **58**, 4416–4430.
- PHILLIPS, O. M. 1960 On the dynamics of unsteady gravity waves of finite amplitude. Part 1. The elementary interactions. *J. Fluid Mech.* **9**, 193–217.
- SEGUR, H. 1980 Resonant interactions of surface and internal gravity waves. *Phys. Fluids* **23**, 2556–2557.
- SIMMONS, W. F. 1969 A variational method for weak resonant wave interaction. *Proc. R. Soc. Lond. A* **309**, 551–579.
- TAKLO, T. M. A. & CHOI, W. 2020 Group resonant interactions between surface and internal gravity waves in a two-layer system. *J. Fluid Mech.* **892**, A14.
- TANAKA, M. & WAKAYAMA, K. 2015 A numerical study on the energy transfer from surface waves to interfacial wave in a two-layer fluid system. *J. Fluid Mech.* **763**, 202–217.
- WEN, F. 1995 Resonant generation of internal waves on the soft sea bed by a surface water wave. *Phys. Fluids* **7**, 1915–1922.
- ZAKHAROV, V. E. 1968 Stability of periodic waves of finite amplitude on the surface of deep fluid. *J. Appl. Mech. Tech. Phys.* **9**, 190–194.