

Adverse Health Complaints of Adults Exposed to Benzene After a Flaring Disaster at the BP Refinery Facility in Texas City, Texas

Mark A. D'Andrea, MD, FACRO; G. Kesava Reddy, PhD, MHA

ABSTRACT

Objective: The objective of this study was to assess the adverse health symptoms experienced by adult subjects who were exposed to benzene after a flaring disaster at the BP refinery in Texas City, Texas.

Methods: A total of 2162 adults aged 18 years or older and exposed to benzene were included. Using the patients' medical charts, we collected and analyzed data on health complaints as well as the patients' serum levels of beta-2-microglobulin and urinary excretion of phenol.

Results: A total of 11,368 health symptom complaints were reported in 2162 adults exposed to benzene. Neurological symptoms occurred most frequently (174%), followed upper respiratory symptoms (115%), cough (31%), painful joints (30%), cardiac symptoms (28%), dermatological symptoms (28%), gastrointestinal symptoms (27%), diarrhea (25%), vision symptoms (21%), and nausea/vomiting (19%). Logistic regression analysis indicated that urinary symptoms ($R^2=0.65$) and painful joints ($R^2=0.44$) were positively associated with increasing age in benzene-exposed subjects.

Conclusion: Adult subjects exposed to benzene experience a range of adverse health symptoms and an altered profile of urinary phenol, thus indicating they are at high risk of developing serious future health complications. (*Disaster Med Public Health Preparedness*. 2018;12:232-240)

Key Words: benzene poisoning, chemical exposure, health complaints, illness symptoms, petroleum refinery, urinary metabolites of benzene

Benzene, a volatile organic compound, occurs naturally in the environment.¹ It has been found to be one of the major environmental contributors to air pollution.^{1,2} Benzene emissions occur most commonly during petroleum refining operations. In addition, it is one of the most widely used organic chemicals in the synthesis of various polymers, resins, and synthetic fibers. Environmental contamination of benzene originates mainly from its industrial uses through improper discharge, especially into the air.

Communities living in close proximity to petroleum refining industries are highly susceptible to significant health risks due to the increased probability of their exposure to toxic chemicals such as benzene. Exposure to benzene is associated with increased risks of developing carcinogenesis, specifically, leukemia, lymphoma, aplastic anemia, and multiple myeloma.³⁻⁷ In addition, the emerging evidence suggests that benzene exposure increases the risk of developing solid tumors such as those of lung cancer^{8,9} and breast cancer.¹⁰⁻¹² Moreover, benzene exposure can cause multiple other adverse effects leading to impairment of hematological, hepatic, renal, cardiovascular, respiratory, nervous, and immune functions.¹³⁻¹⁸ Moreover, benzene exposure can also affect both B-cell and T-cell proliferations,

reduce host resistance to infections, and produce chromosomal aberrations.¹⁹

In Texas City, Texas, a 2010 flaring disaster at the BP refinery facility that lasted 40 days led to the release of at least 500,000 pounds of toxic chemicals, including over 17,000 pounds of benzene into the skies.²⁰⁻²² Consequently, the air in nearby communities was contaminated with these toxic emissions, which threatened the health of over 50,000 residents living in the Texas City area, according to the Galveston County District Clerk's Office.

To understand the potential health effects of ambient benzene exposure resulting from the BP flaring disaster, the University Cancer and Diagnostic Centers of Houston, TX, is currently conducting several studies. In some of these studies, we found that benzene exposure from the BP flaring incident significantly altered hematological and hepatic functions in exposed subjects regardless of their age (children, young adults, and elderly) or smoking status.²³⁻²⁸ In addition, we found that children experienced a range of illness symptoms and an altered profile of urinary phenol after their exposure to benzene, thus indicating their vulnerability to potentially increased adverse health

complications.²⁹ In this study, we assessed the prevalence of adverse health symptom complaints in adults after their exposure to benzene as a result of the BP flaring disaster.

SUBJECTS AND METHODS

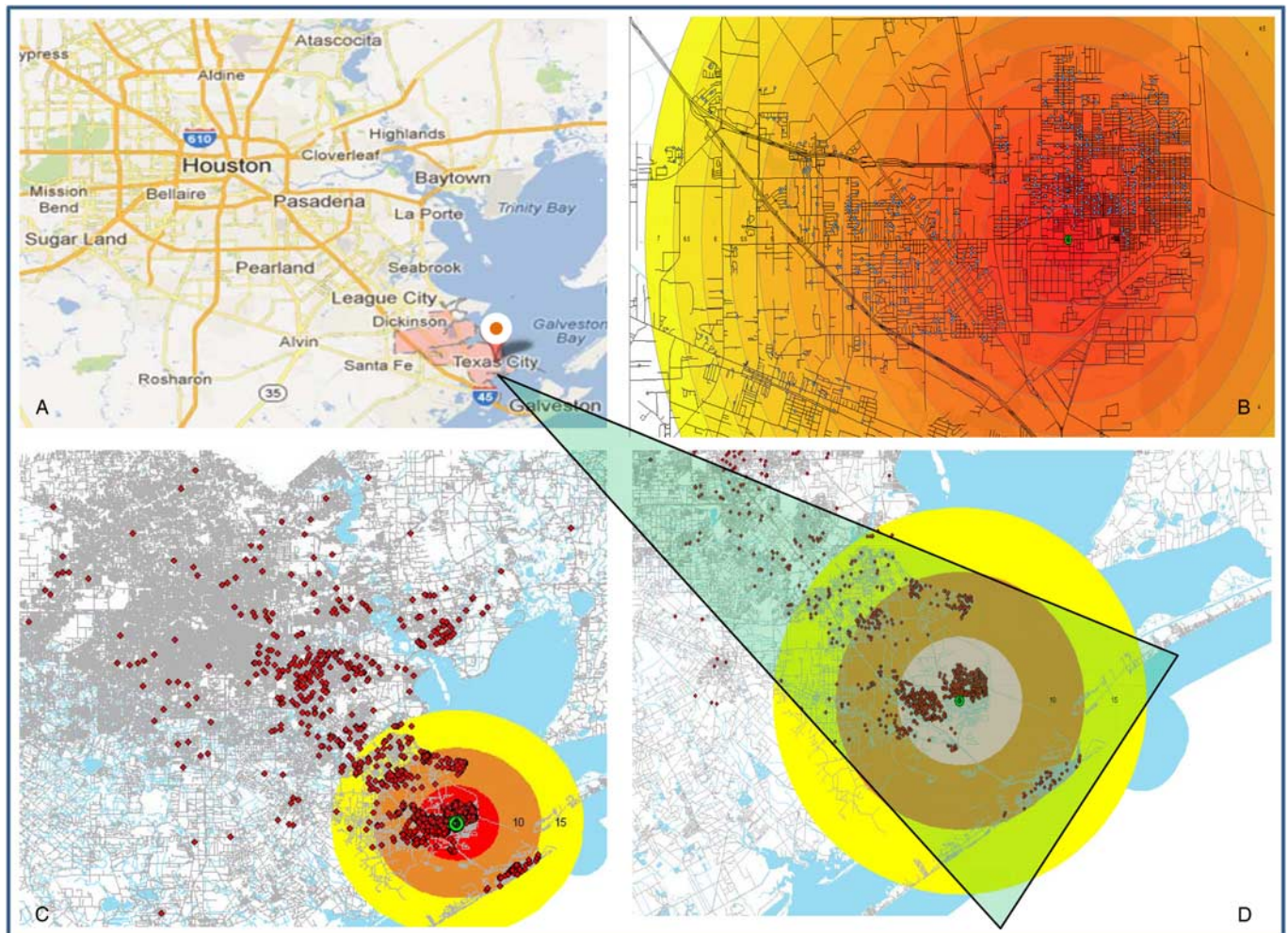
Subjects

This retrospective study was approved by an institutional review board. Subjects aged 18 years or older who were exposed to benzene were included in this study. The details

of the subjects' selection and the procedures employed for the clinical and laboratory evaluations were reported previously.^{23,28} Briefly, communities affected by the BP refinery emission due to the flaring event were identified initially in Texas City, Texas. Subjects exposed to the emissions were selected from the affected communities (Figure 1). Specifically, these subjects experienced an involuntary exposure to benzene for up to 40 days following the BP refinery flaring disaster that occurred on April 6, 2010, and lasted through May 16, 2010. Demographic and health symptom data were

FIGURE 1

Map showing the location of the disaster of BP refinery facility in the northern parts of Texas City, Texas. (A) Location of Texas City, Texas. (B) Depicted intensity of benzene exposure from the BP incident in the surrounding neighborhoods of Texas City, Texas. The red, orange, and yellow colors depict higher (red) to reduced (orange) to low (yellow) intensity of benzene exposure. (C) Scattered dots represent the address of the study participants who were exposed to benzene after the flaring incident at the BP refinery and surrounding areas. (D) A closer look at the area affected by the benzene exposure and the address of the study participants (scattered dots). Source: Figure 1 is adapted from D'Andrea MA, Reddy GK. Detrimental health effects of benzene exposure in adults after a flaring disaster at the BP refinery plant in Texas City. *Disaster Med Public Health Preparedness*. April 2016;10(2):233-239.



collected and included in this analysis. The study was conducted according to the ethical principles of the Declaration of Helsinki. To comply with the Health Insurance Portability and Accountability Act (HIPAA), confidentiality of information was secured by utilizing text encryption, password protection, and limited personnel involvement.

Assessment of Subjective Health Symptoms

A pre-examination questionnaire survey was conducted to gather information on health symptoms in those subjects exposed to the benzene release. An illness symptom questionnaire that was originally developed for benzene-exposed children²⁹ by the study investigators was adopted for the adult subjects based on the possible adverse effects of their benzene exposure. The adverse health symptoms included in the questionnaire survey are presented in Table 1. Although the questionnaire was able to be self-administered, it was followed up by a face-to-face interview with each subject. Assistance was provided for non-English-speaking individuals to complete the questionnaire. The survey was conducted in a clinical interview by a member of the medical staff, who verbally reviewed all the questions in the set. The survey included questions about illness symptoms, general characteristics, and past medical history.

Assessment of Beta-2-Microglobulin and Urinary Phenol

Blood and urine samples were collected from the subjects at the time the health assessment was carried out. Serum beta-2 microglobulin and urinary phenol levels were assessed by an accredited laboratory facility (LabCorp; Laboratory Corporation of America, Houston, TX). Urinary phenol was assessed as a benzene metabolite using an Agilent 5980 GC system (Agilent Technologies, Wilmington, DE).

Data Analysis and Statistics

Medical charts of benzene-exposed subjects were reviewed and the clinical data on illness symptoms, serum beta-2 microglobulin, and urinary phenol were processed for statistical analysis. Descriptive statistics were used to assess the subjects' demographics, which included means and standard deviations for each variable. Student's t-test was used to assess the differences between the subgroups. Multiple logistic regression analysis was performed to assess the relationship between illness symptoms and subjects' age. The significance level was predetermined at an alpha level of 0.05.

RESULTS

This study included a total of 2162 adults, aged 18 years or older, who had been exposed to benzene from the BP flaring disaster. The subjects' demographics are shown in Table 2. The mean age of the subjects was 43 years (range, 18-89 years). There were 1243 men (57%) and 919 women (43%).

TABLE 1

A Questionnaire Survey on Illness Symptoms in Adult Subjects Exposed to Benzene		
Illness Symptoms	Yes	No
Upper Respiratory		
Shortness of breath		
Difficulty in breathing		
Bronchitis		
Allergy		
Hoarseness		
Nosebleeds		
Postnasal drip		
Throat irritation		
Congestion/obstruction		
Respiratory infections		
Runny nose		
Sinusitis		
Wheezing		
Neurological		
Headache		
Memory loss		
Dizziness		
Ringing in ears		
Unsteady gait		
Seizures		
Dermatological		
Macules and papules		
Pruritic rash		
Nonpruritic rash		
Cough		
Gastrointestinal		
Poor appetite		
Black stools		
Heartburn		
Weight loss		
Diarrhea		
Nausea/Vomiting		
Chest Pain		
Chest pain		
Cardio irregular heart beats		
Cardio heart palpitations		
Vision Difficulty		
Itchy eyes		
Water eyes		
Blurry vision		
Double vision		
Redness of eyes		
Urinary		
Urinary tract infection		
Burning during urination		
Increased frequency		
Joint Pain		
Other		
Fever		
Night sweats		
Weakness		
Decreased energy		
Fatigue		

Of the 2162 subjects, 758 (35%) were African American, 421 (19%) were Caucasian, 204 (9%) were Hispanic, and 779 (36%) were other ethnic groups.

TABLE 2

Demographics of the Study Subjects	
Demographics	Benzene-Exposed, No. (%)
Total subjects	2162 (100)
Mean age (range), years	43 (18-89) years
Age group	
≥18 to ≤25 Years	266 (12)
≥25 to ≤30 Years	266 (12)
≥30 to ≤35 Years	258 (12)
≥35 to ≤40 Years	219 (10)
≥40 to ≤45 Years	232 (11)
≥45 to ≤50 Years	272 (13)
≥50 to ≤55 Years	227 (10)
≥55 to ≤60 Years	160 (7)
≥60 to ≤70 Years	154 (7)
≥70 Years	108 (5)
Gender	
Male	1243 (57)
Female	919 (43)
Ethnicity	
Caucasian	421 (19)
African American	758 (35)
Hispanic	204 (9)
Others	779 (36)

reported in 31% of the adults, followed by painful joints (30%), cardiac symptoms (28%), dermatological symptoms (28%), gastrointestinal symptoms (27%), diarrhea (25%), vision difficulty (21%), nausea/vomiting (19%), urinary irritation (12%), wheezing (4%), and other symptoms (12%).

To assess the impact of gender, we evaluated the differences in the incidence of adverse health symptoms between male and female adults (Table 3). A total of 6275 adverse health symptoms were reported among the 1243 males, indicating an average of 5.0 symptoms experienced by each male subject. In 919 females, there were a total of 5083 adverse health symptoms reported, indicating an average of 5.5 symptoms experienced by each female subject. Thus, it appears that female subjects had a higher frequency of adverse health symptoms than did male subjects from benzene exposure. Among the adverse health symptoms, neurological (182% vs 168%), dermatological (34% vs 24%), and cardiac (33% vs 24%) symptoms occurred more frequently in female subjects than in male subjects. The incidence of other health symptoms including upper respiratory symptoms, cough, painful joints, gastrointestinal symptoms, diarrhea, vision difficulty, nausea/vomiting, wheezing, and urinary symptoms was similar between male and female subjects.

TABLE 3

Illness Symptoms Experienced by Adults by Gender After Exposure to Benzene			
Symptom	All, No. (%) (N = 2162)	Male, No. (%) (N = 1243)	Female, No. (%) (N = 919)
Neurological	3761 (174)	2087 (168)	1674 (182)
Upper respiratory	2483 (115)	1404 (113)	1079 (117)
Cough	673 (31)	393 (32)	280 (30)
Joint pains	641 (30)	357 (29)	284 (31)
Dermatological	607 (28)	299 (24)	308 (34)
Cardiac	596 (28)	294 (24)	302 (33)
Gastrointestinal	591 (27)	328 (26)	263 (29)
Diarrhea	537 (25)	286 (23)	251 (27)
Vision difficulty	454 (21)	255 (21)	199 (22)
Nausea/vomiting	410 (19)	217 (17)	193 (21)
Urinary	262 (12)	140 (11)	122 (13)
Wheezing	90 (4)	48 (4)	42 (5)
Other	263 (12)	167 (13)	96 (10)

To assess whether the subject's age contributed to any observed adverse health effects from the benzene exposure, a further analysis was performed by grouping subjects into 3 (<30 years, ≥30 to <50 years, and ≥50 years) age groups and comparing clinical outcomes between the 3 age groups. There were 2490, 5189, and 3689 total adverse health symptoms reported in the <30 years (n = 532), ≥30 to <50 years (n = 981), and ≥50 years (n = 649) age groups, respectively.

Analysis of individual adverse health symptoms indicated that an increasing trend in upper respiratory symptoms such as shortness of breath, sore throat, difficulty in breathing, bronchitis, nose bleeds, hoarseness, and sinusitis was seen with increasing age among the 3 age groups (Table 4). The youngest age (<30 years) group (96%) had the lowest incidence of upper respiratory symptoms compared with either the subjects aged ≥30 to <50 years (115%) or the subjects aged ≥50 years (131%). Similarly, there was an increasing trend in the incidence of dermatological symptoms, cardiac symptoms, wheezing, gastrointestinal symptoms, and nausea/vomiting symptoms with an increase in age among the 3 age groups of subjects. Other adverse health symptoms appeared to be similar among the 3 age groups of subjects exposed to benzene.

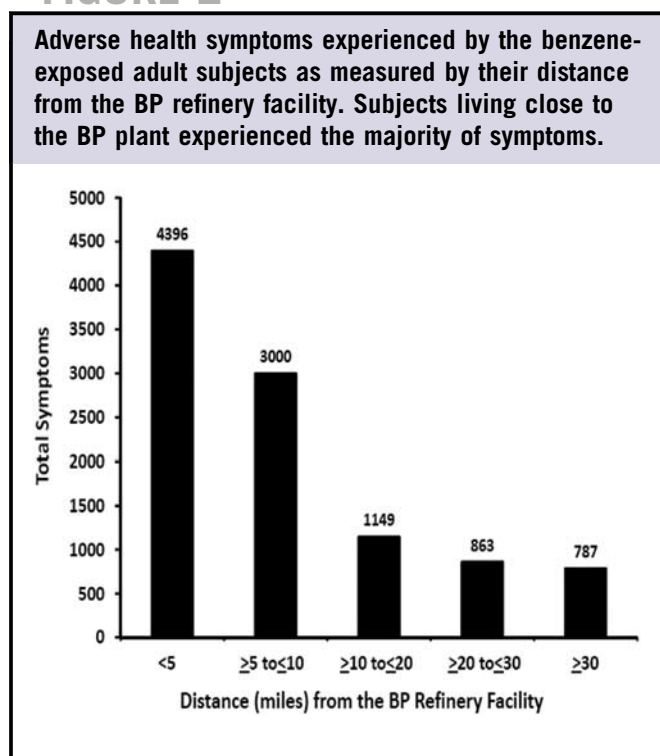
The major adverse health symptoms experienced by the adult subjects exposed to benzene after the flaring disaster are presented in Table 3. A total of 11,368 health symptoms were reported in 2162 adults exposed to benzene, indicating an average of 5.6 symptoms experienced by each subject. Among these adverse health symptoms, neurological symptoms such as unsteady gait, memory loss, and headaches occurred most frequently (174%) in adult subjects exposed to benzene. Upper respiratory symptoms such as shortness of breath, sore throat, difficulty in breathing, bronchitis, nose bleeds, hoarseness, and sinusitis were the second most frequently reported symptoms (115%) among the adults exposed to benzene. Cough was

The results presented in Figure 2 reveal the incidence of adverse health symptoms among adult subjects as measured by their distance from the BP refinery facility. The findings revealed that most adverse health symptoms were reported in those subjects living closest to the BP refinery facility. Of the 11,368 total adverse health symptoms, 4396 were reported in

TABLE 4

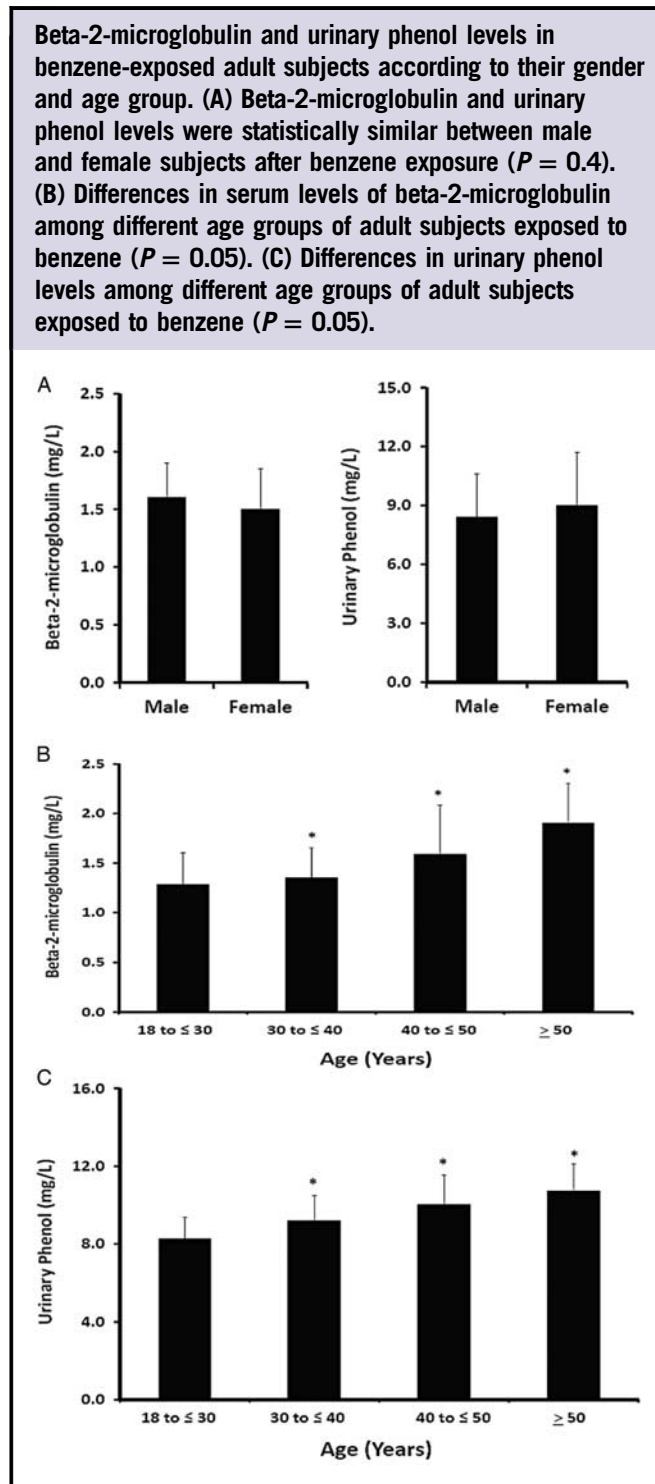
Symptoms	Age		
	18 to < 30 years, No. (%) (N = 532)	30 to < 50 years, No. (%) (N = 981)	> 50 Years, No. (%) (N = 649)
Neurological	1749 (178)	1148 (177)	1148 (177)
Upper respiratory	510 (96)	1126 (115)	847 (131)
Cough	149 (28)	266 (27)	181(28)
Joint pains	144 (27)	246 (25)	147 (23)
Dermatological	142 (27)	291 (30)	240 (37)
Cardiac	125 (23)	272 (28)	210 (32)
Gastrointestinal	128 (24)	261 (27)	202 (31)
Diarrhea	95 (18)	205 (21)	154 (24)
Vision difficulty	99 (19)	222 (23)	89 (14)
Nausea/vomiting	97 (18)	273 (28)	271 (42)
Urinary	26 (5)	38 (4)	26 (4)
Wheezing	37 (7)	112 (11)	113 (17)
Other	74 (14)	128 (13)	61 (9)

FIGURE 2



subjects living within a 5-mile radius of the refinery facility. There were 3000 and 1149 adverse health symptoms reported in subjects living a distance of a radius of >5 to 10 miles and >10 to 20 miles, respectively, from the refinery plant. The remaining 1650 adverse health symptoms were reported in subjects living a distance of more than a 20-mile radius from the refinery facility.

FIGURE 3



The results in Figure 3 indicate the levels of serum beta-2-microglobulin and urinary phenol in subjects exposed to benzene according to their gender and among their age groups. Beta-2-microglobulin and urinary phenol levels were statistically similar between male and female subjects after the benzene exposure ($P = 0.6$, Fig. 3A). However, the levels of serum beta-2-microglobulin and urinary phenol increased

significantly with increasing age among the benzene-exposed subjects ($P < 0.05$, Fig. 3B and Fig. 3C).

The association of serum beta-2-microglobulin and urinary phenol with distance was evaluated by using scatter plots in benzene-exposed subjects and the findings are presented in Figure 4. The results show a downhill pattern for both serum beta-2-microglobulin and urinary phenol levels with increasing distance from the site of the disaster. Subjects living closer to the refinery facility were affected more profoundly than were those living further away from the disaster site.

Multiple logistic regression analysis indicated that certain adverse health symptoms were associated positively with the subjects' age (Figure 5). In particular, urinary symptoms

($R^2 = 0.65$, $P \leq 0.01$) and painful joints ($R^2 = 0.44$, $P \leq 0.01$) were positively associated with increasing age in the benzene-exposed subjects.

DISCUSSION

The detrimental effect of benzene exposure on human health has become a major public concern around the world. Benzene exerts both carcinogenic and noncarcinogenic effects in humans. The carcinogenic effects of benzene exposure include not only the hematological cancers such as leukemia^{3,30-32} and lymphoma^{33,34} but also solid tumors such

FIGURE 4

Beta-2-microglobulin and urinary phenol levels in benzene-exposed adult subjects as evaluated by their distance from the BP refinery facility. (A) Association of urinary phenol with distance from the site of the disaster. (B) Association of serum beta-2-microglobulin with distance from the site of the disaster.

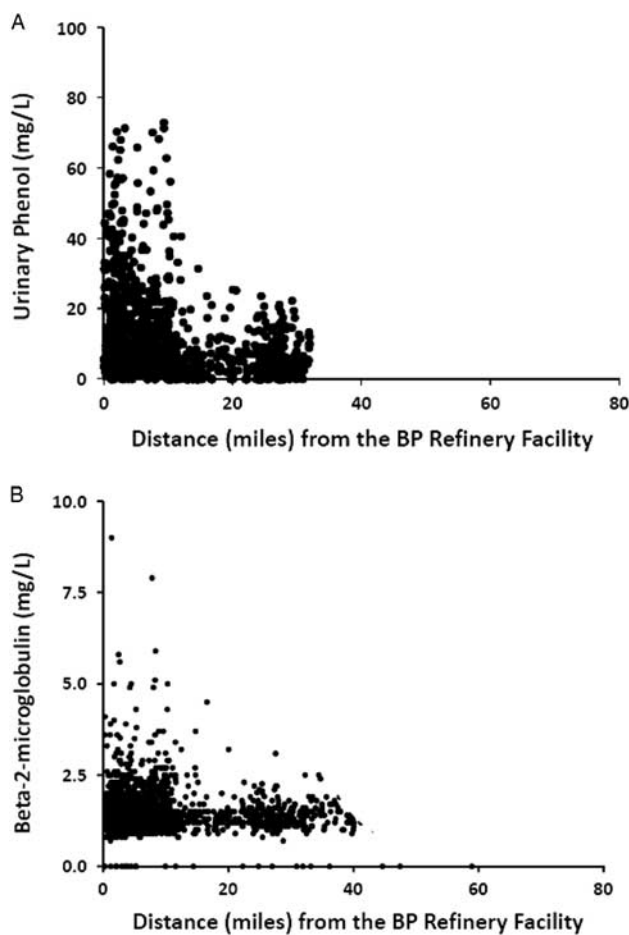
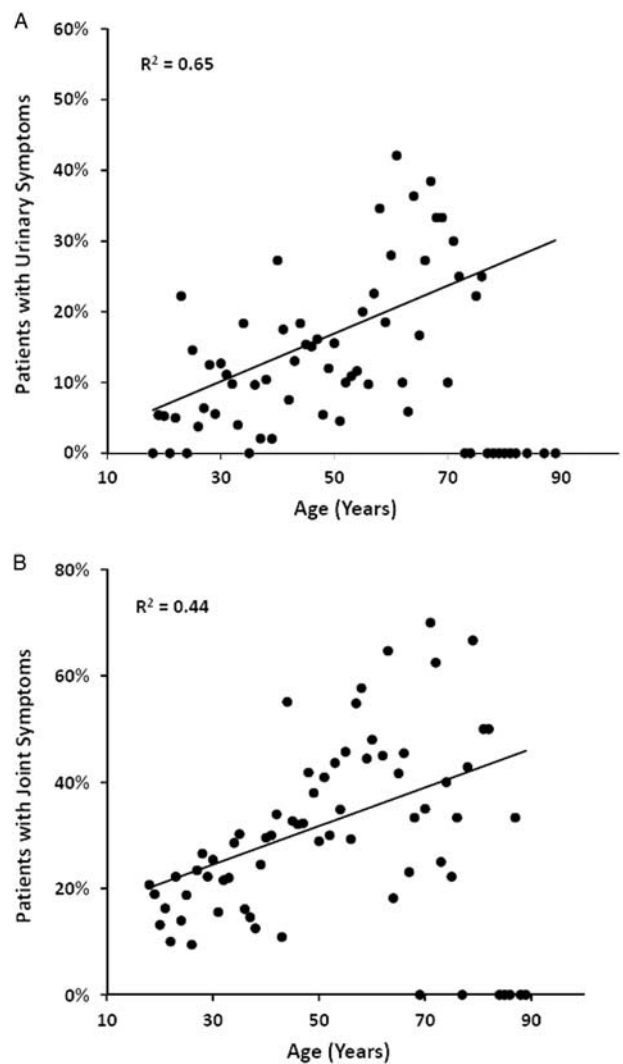


FIGURE 5

Multiple logistic regression analysis showing positive association of health symptoms with the age of the subjects. (A) Correlation of urinary symptoms with age of the subjects ($R^2 = 0.65$). (B) Correlation of painful joints with age of the subjects ($R^2 = 0.44$).



as breast,¹¹ lung, renal, and nasal cancers.³⁵ Noncarcinogenic effects of benzene exposure include respiratory abnormalities, deteriorated renal function, central nervous depression, skin irritation, hepatotoxicity, myelotoxicity, hematological alterations, and immunotoxicity.¹⁸

Previously, we reported that benzene exposure significantly altered the hematological and hepatic functions in children, adults, and elderly subjects.²³⁻²⁸ In addition, recently we reported that children exposed to benzene experienced a range of illness symptoms and an altered profile of urinary phenol, suggesting their vulnerability to increased adverse health complications.²⁹ The analyses in this study sought to further assess the illness symptom profiles following benzene exposure from the prolonged toxic release of the BP flaring event in adults, building on our earlier study findings.

The findings of this study show that adult subjects exposed to benzene from the BP flaring event experienced a wide range of adverse health symptoms including neurological, respiratory, cardiac, dermatological, gastrointestinal, and a host of other adverse symptoms. Each benzene-exposed adult experienced multiple adverse neurological symptoms such as headaches, memory loss, unsteady gait, and dizziness. Similarly, multiple upper respiratory symptoms such as shortness of breath, sore throat, difficulty in breathing, bronchitis, nose bleeds, hoarseness, and sinusitis were seen in each benzene-exposed subject. Over 25% of the subjects experienced cardiac, gastrointestinal, and dermatological symptoms; painful joints; diarrhea; and cough following their exposure to benzene. Currently, the literature is sparse evaluating the adverse health symptoms of benzene exposure in adults or children. A study by Gordian et al³⁶ reported that residents exposed to evaporative emissions of gasoline had more severe symptoms of asthma affecting their respiratory health. Tunsaringkarn et al³⁷ reported that gas station workers who were exposed to benzene experienced health symptoms such as dizziness, headache, skin irritation, eye irritation, fatigue, sore throat, nausea, and depression. The findings of our current study are comparable with those findings reported by Tunsaringkarn et al³⁷ in that significant proportions of subjects experienced these adverse health symptoms following their exposure to benzene.

To determine whether the subjects' gender contributed to the observed findings, we assessed and compared the incidence of adverse health symptoms between male and female subjects exposed to benzene. The overall frequency of adverse health symptoms was higher in women (5.5 symptoms per female subject) than in men (5.0 symptoms per male subject). Previously, we reported that the overall frequency of adverse health symptoms was higher in female children (2.9 symptoms per female child) than in male children (2.7 symptoms per male child).²⁹ These findings collectively suggest that female subjects are more vulnerable than male subjects to the effects of benzene exposure. Multiple regression analysis was

performed to evaluate the association between the subjects' age and individual illness symptoms among the benzene-exposed adults. The findings indicated that urinary symptoms and painful joints were positively associated with increasing age in the benzene-exposed subjects.

The levels of beta-2-microglobulin in serum is considered to be a marker for the activation of the cellular immune system, as well as a tumor marker in certain hematologic malignancies.³⁸ Therefore, in this study we measured the levels of beta-2-microglobulin in the serum of subjects exposed to benzene. Although the serum levels of beta-2-microglobulin were within the normal range (0.6-2.4 mg/L), levels increased significantly with increasing age in the benzene-exposed subjects.

The association of serum beta-2-microglobulin with the distance from the site of the disaster was evaluated by using scatter plots in benzene-exposed subjects. The findings suggested that subjects living closer to the disaster facility had higher levels of serum beta-2-microglobulin than did those living further away from the disaster site, indicating perturbations in the cellular immune system among subjects living closer to the disaster facility. These findings further support the decreased illness symptoms with distance away from the disaster site in benzene-exposed subjects. However, additional studies are required to determine the precise role of serum beta-2-microglobulin levels in subjects exposed to benzene.

Phenol is one of the predominant metabolites derived from the metabolism of benzene and is excreted in the urine.³⁹ The measurement of the phenol excreted in the urine is routinely used as a marker for benzene exposure. Therefore, in the current study, we measured the amount of phenol excreted in the urine of the subjects exposed to benzene. The findings showed that subjects exposed to benzene excreted considerable amounts of phenol in the urine. Note that only trace or undetectable amounts of phenol are found in the urine of healthy subjects who were not exposed to benzene.⁴⁰⁻⁴² Moreover, these findings also revealed that the urinary excretion of phenol was significantly higher with increasing age among the subjects exposed to benzene.

The association of urinary phenol with distance from the site of the disaster was evaluated by using scatter plots in benzene-exposed subjects. The findings suggest that subjects living closer to the disaster facility excreted higher levels of phenol in the urine than did those living further away from the disaster site. This finding indicates that subjects living closer to the disaster facility had higher levels of benzene exposure than did those living further away from the disaster site. The observed findings on urinary phenol further support the reduction in illness symptoms with distance from the site of the disaster in benzene-exposed subjects. Nonetheless, additional studies are warranted to assess the adverse health

consequences and the significance of the elevated urinary levels of phenol in subjects exposed to benzene.

Limitations

Our study had some limitations and the study findings should be interpreted as such. Foremost, this study was conducted by use of a cross-sectional design. This study design allows only for generating a hypothesis for further investigation and not for investigating causality. The major limitation was a lack of baseline data prior to the flaring event at the BP refinery. In addition, this investigation was retrospective in nature. Thus, it is difficult to infer causality using such a study design because the outcomes were measured at one time point after exposure to benzene. The major limitation was the lack of the subjects' baseline data prior to the flaring event at the BP refinery. Moreover, there may have been a self-report bias of our outcome classification, as the subjects were aware of the benzene pollution in their community. This may have resulted in an overestimation of the reported outcomes. To minimize this potential bias, study subjects who reported experiencing any adverse health symptoms were asked to describe the health symptoms to the interviewers.

Regardless of these limitations, the results of our study indicate that benzene exposure from the refinery disaster was associated with significant adverse health effects among those exposed subjects. Since benzene is a carcinogen, people who were exposed to the benzene flaring disaster need to be followed periodically over time to detect any long-term or progressive abnormalities and adverse health complaints. Periodic health checkups, including routine laboratory blood, pulmonary, cardiac, neurologic, and other organ function evaluations, should be performed to monitor the long-term adverse health consequences of their benzene exposure. Thus, future longitudinal studies are required to explore the importance and nature of the health effects on humans exposed to benzene.

CONCLUSION

Together, the results of this retrospective study indicate that subjects exposed to benzene experienced a broad range of adverse health symptoms including neurological, respiratory, and cardiac symptoms; painful joints; gastrointestinal symptoms; and dermatological symptoms. In addition, a majority of these subjects reported cough, diarrhea, nausea/vomiting, and other adverse health symptoms following their exposure to the benzene BP flaring disaster. These findings support our previous study findings in which we reported that subjects exposed to benzene experienced significant and adverse alterations in their vital organ functions, including hematological, hepatic, and renal functions.⁸⁻²³ It is therefore crucial to monitor these subjects on a long-term basis to detect adverse toxicities of their benzene exposure, especially the development of secondary malignancies. Further prospective studies are required to understand the potential adverse

health consequences of the benzene exposure from this flaring disaster at the BP refinery facility in Texas City, Texas.

About the Authors

University Cancer and Diagnostic Centers, Houston, Texas.

Correspondence and reprint requests to G. Kesava Reddy, PhD, MHA, University Cancer and Diagnostic Centers, 12811 Beamer Road, Houston, TX 77089 (e-mail: kreddy_usa@yahoo.com).

Published online: September 7, 2017.

REFERENCES

1. Fenga C, Gangemi S, Costa C. Benzene exposure is associated with epigenetic changes [Review]. *Mol Med Rep.* 2016;13:3401-3405.
2. Protano C, Scalise T, Orsi GB, et al. A systematic review of benzene exposure during pregnancy and adverse outcomes on intrauterine development and birth: still far from scientific evidence. *Ann Ig.* 2012;24:451-463.
3. Khalade A, Jaakkola MS, Pukkala E, et al. Exposure to benzene at work and the risk of leukemia: a systematic review and meta-analysis. *Environ Health.* 2010;9(1):31. <https://doi.org/10.1186/1476-069X-9-31>.
4. Smith MT. Advances in understanding benzene health effects and susceptibility. *Annu Rev Public Health.* 2010;31(1):133-148. <https://doi.org/10.1146/annurev.publhealth.012809.103646>.
5. Costantini AS, Benvenuti A, Vineis P, et al. Risk of leukemia and multiple myeloma associated with exposure to benzene and other organic solvents: evidence from the Italian Multicenter Case-control study. *Am J Ind Med.* 2008;51(11):803-811. <https://doi.org/10.1002/ajim.20592>.
6. Snyder R. Overview of the toxicology of benzene. *J Toxicol Environ Health A.* 2000;61(5-6):339-346. <https://doi.org/10.1080/00984100050166334>.
7. Marchetti F, Eskenazi B, Weldon RH, et al. Occupational exposure to benzene and chromosomal structural aberrations in the sperm of Chinese men. *Environ Health Perspect.* 2012;120(2):229-234. <https://doi.org/10.1289/ehp.1103921>.
8. Chang CC, Tsai SS, Chiu HF, et al. Traffic air pollution and lung cancer in females in Taiwan: petrol station density as an indicator of disease development. *J Toxicol Environ Health A.* 2009;72(10):651-657. <https://doi.org/10.1080/15287390902733515>.
9. Villeneuve PJ, Jerrett M, Brenner D, et al. A case-control study of long-term exposure to ambient volatile organic compounds and lung cancer in Toronto, Ontario, Canada. *Am J Epidemiol.* 2014;179(4):443-451. <https://doi.org/10.1093/aje/kwt289>.
10. Costantini AS, Gorini G, Consonni D, et al. Exposure to benzene and risk of breast cancer among shoe factory workers in Italy. *Tumori.* 2009;95:8-12.
11. Hansen J. Elevated risk for male breast cancer after occupational exposure to gasoline and vehicular combustion products. *Am J Ind Med.* 2000;37(4):349-352. [https://doi.org/10.1002/\(SICI\)1097-0274\(200004\)37:4<349::AID-AJIM4>3.0.CO;2-L](https://doi.org/10.1002/(SICI)1097-0274(200004)37:4<349::AID-AJIM4>3.0.CO;2-L).
12. Hystad P, Villeneuve PJ, Goldberg MS, et al. Exposure to traffic-related air pollution and the risk of developing breast cancer among women in eight Canadian provinces: a case-control study. *Environ Int.* 2015;74:240-248. <https://doi.org/10.1016/j.envint.2014.09.004>.
13. Dundar MR, Turkbay T, Akay C, et al. Antioxidant enzymes and lipid peroxidation in adolescents with inhalant abuse. *Turk J Pediatr.* 2003;45:43-45.
14. Dere E, Ari F. Effect of benzene on liver functions in rats (*Rattus norvegicus*). *Environ Monit Assess.* 2009;154(1-4):23-27. <https://doi.org/10.1007/s10661-008-0374-7>.
15. Kotseva K, Popov T. Study of the cardiovascular effects of occupational exposure to organic solvents. *Int Arch Occup Environ Health.* 1998; 71(suppl):S87-S91.

16. Baslo A, Aksoy M. Neurological abnormalities in chronic benzene poisoning. A study of six patients with aplastic anemia and two with preleukemia. *Environ Res.* 1982;27(2):457-465. [https://doi.org/10.1016/0013-9351\(82\)90100-1](https://doi.org/10.1016/0013-9351(82)90100-1).
17. Mandiracioglu A, Akgur S, Kocabiyik N, et al. Evaluation of neuropsychological symptoms and exposure to benzene, toluene and xylene among two different furniture worker groups in Izmir. *Toxicol Ind Health.* 2011;27(9):802-809. <https://doi.org/10.1177/0748233711399309>.
18. Bahadar H, Mostafalou S, Abdollahi M. Current understandings and perspectives on non-cancer health effects of benzene: a global concern. *Toxicol Appl Pharmacol.* 2014;276(2):83-94. <https://doi.org/10.1016/j.taap.2014.02.012>.
19. Minciullo PL, Navarra M, Calapai G, et al. Cytokine network involvement in subjects exposed to benzene. *J Immunol Res.* 2014; 2014:937987.
20. Evans L. BP's 40-Day Emissions Event. <http://www.propublica.org/documents/item/bps-40-day-emissions-event>. Vol. 2012. Published 2010. Accessed June 2014.
21. Knutson R. <http://www.propublica.org/article/bp-texas-refinery-had-huge-toxic-release-just-before-gulf-blowout>. Vol. 2012. Published 2010. Accessed June 2014.
22. Evans L. Texas Commission on Environmental Quality Investigation Report. Emissions Event (Incident No. 138052) Review on British Petroleum products, North America (Investigation No. 824714). Austin, TX: Texas Commission on Environmental Quality; 2010.
23. D'Andrea MA, Reddy GK. Health effects of benzene exposure among children following a flaring incident at the British Petroleum Refinery in Texas City. *Pediatr Hematol Oncol.* 2014;31(1):1-10. <https://doi.org/10.3109/08880018.2013.831511>.
24. D'Andrea MA, Reddy GK. Hematological and hepatic alterations in nonsmoking residents exposed to benzene following a flaring incident at the British petroleum plant in Texas City. *Environ Health.* 2014; 13(1):115. <https://doi.org/10.1186/1476-069X-13-115>.
25. D'Andrea MA, Reddy GK. Detrimental health effects of benzene exposure in adults after a flaring disaster at the BP refinery plant in Texas City. *Disaster Med Public Health Prep.* 2016;10(02):233-239. <https://doi.org/10.1017/dmp.2015.160>.
26. D'Andrea MA, Reddy GK. Organ toxicity from benzene exposure among elderly subjects after a flaring disaster at the BP refinery plant in Texas City. *J Clin Gerontol Geriatrics.* 2017;8(1):27-34.
27. D'Andrea MA, Reddy GK. Benzene exposure from the BP refinery flaring incident alters hematological and hepatic functions in smoking subjects. *Int J Occup Med Environ Health.* In Press.
28. D'Andrea MA, Singh O, Reddy GK. Health consequences of involuntary exposure to benzene following a flaring incident at British Petroleum refinery in Texas City. *Am J Disaster Med.* 2013;8:169-179. <https://doi.org/10.5055/ajdm.2013.0124>.
29. D'Andrea MA, Reddy GK. Illness symptoms experienced by children exposed to benzene after a flaring incident at the BP refinery facility in Texas City. *Clin Pediatr (Phila).* 2016;55(12):1143-1151. <https://doi.org/10.1177/0009922816641463>.
30. Glass DC, Gray CN, Jolley DJ, et al. Leukemia risk associated with low-level benzene exposure. *Epidemiology.* 2003;14(5):569-577. <https://doi.org/10.1097/01.ede.0000082001.05563.e0>.
31. Kirkeleit J, Riise T, Bratveit M, Moen BE. Increased risk of acute myelogenous leukemia and multiple myeloma in a historical cohort of upstream petroleum workers exposed to crude oil. *Cancer Causes Control.* 2008;19(1):13-23. <https://doi.org/10.1007/s10552-007-9065-x>.
32. McHale CM, Zhang L, Smith MT. Current understanding of the mechanism of benzene-induced leukemia in humans: implications for risk assessment. *Carcinogenesis.* 2012;33(2):240-252. <https://doi.org/10.1093/carcin/bgr297>.
33. Steinmaus C, Smith AH, Jones RM, et al. Meta-analysis of benzene exposure and non-Hodgkin lymphoma: biases could mask an important association. *Occup Environ Med.* 2008;65(6):371-378. <https://doi.org/10.1136/oem.2007.036913>.
34. Bassig BA, Friesen MC, Vermeulen R, et al. Occupational exposure to benzene and non-Hodgkin lymphoma in a population-based cohort: the Shanghai Women's Health Study. *Environ Health Perspect.* 2015; 123(10):971-977. <https://doi.org/10.1289/ehp.1408307>.
35. Lynge E, Andersen A, Nilsson R, et al. Risk of cancer and exposure to gasoline vapors. *Am J Epidemiol.* 1997;145(5):449-458. <https://doi.org/10.1093/oxfordjournals.aje.a009127>.
36. Gordian ME, Stewart AW, Morris SS. Evaporative gasoline emissions and asthma symptoms. *Int J Environ Res Public Health.* 2010;7(8): 3051-3062. <https://doi.org/10.3390/ijerph7083051>.
37. Tunsaringkam T, Ketkaew P, Siriwong W, et al. Benzene exposure and its association with sickness exhibited in gasoline station workers. *International Journal of Environmental Pollution and Solutions.* 2013;1:1-8.
38. Bethea M, Forman DT. Beta 2-microglobulin: its significance and clinical usefulness. *Ann Clin Lab Sci.* 1990;20:163-168.
39. Rainsford SG, Davies TA. Urinary excretion of phenol by men exposed to vapour of benzene: a screening test. *Br J Ind Med.* 1965;22:21-26.
40. Docter HJ, Zielhuis RL. Phenol excretion as a measure of benzene exposure. *Ann Occup Hyg.* 1967;10:317-326.
41. McDonald TA, Holland NT, Skibola C, et al. Hypothesis: phenol and hydroquinone derived mainly from diet and gastrointestinal flora activity are causal factors in leukemia. *Leukemia.* 2001;15(1):10-20. <https://doi.org/10.1038/sj.leu.2401981>.
42. Inoue O, Seiji K, Kasahara M, et al. Quantitative relation of urinary phenol levels to breathzone benzene concentrations: a factory survey. *Br J Ind Med.* 1986;43:692-697.