

The functional and numerical responses of *Trissolcus basalis* (Hymenoptera: Platygastridae) parasitizing *Nezara viridula* (Hemiptera: Pentatomidae) eggs in the field

G.G. Liljeström*, M.F. Cingolani and J.E. Rabinovich

Laboratory of Pest Ecology, CEPAVE (CONICET CCT La Plata – UNLP),
Calle 2 # 584, La Plata (B1902CHX), Buenos Aires, Argentina

Abstract

Trissolcus basalis has been used as a biological control agent of its main host, *Nezara viridula*, in many countries. However, estimations of its functional and numerical responses in the field are lacking. We estimated the density of *N. viridula* eggs, the proportion of parasitized *N. viridula* eggs, and the number of *T. basalis* adults/trap in the field. We transformed relative parasitoid density to an absolute density, and estimated the parasitoid's attack rate, a , and the mutual interference parameter, m , in two ways: following Arditi & Akçakaya (1990) and using the Holling–Hassell–Varley model with two iterative techniques. The attack rate estimated by both methods were $a=1.097$ and $a=0.767$, respectively. Parameter m varied less between methods: $m=0.563$ and $m=0.586$, respectively, and when used to calculate the number of parasitized *N. viridula* eggs per m^2 , differences with the observed values were not significant. The numerical response of *T. basalis* was affected by the sex allocation of their progeny and the proportion of adult parasitoids trapped decreased with field parasitoid population density. Theoretical models show that $0 < m < 1$ is a stabilizing factor and previous re-analysis of field data showed a mean m value of 0.8. The Holling–Hassell–Varley model leads to a flexible description of the functional response allowing to predict acceptable weekly host parasitism. The pre-imaginal parasitoid survival and the change in sex ratio as a function of parasitoid density adequately describe the numerical functional response of the parasitoid.

Keywords: *Trissolcus basalis*, parasitoid, *Nezara viridula*, host, functional response, numerical response, coefficient of interference, pre-adult survivorship, sex ratio

(Accepted 2 January 2013; First published online 18 March 2013)

Introduction

Theoretical studies on the dynamics of insect host–parasitoid interaction with distinct generations, as usually occurs in temperate regions, were pioneered by the classical

Nicholson & Bailey (1935) model framed in difference equations. The work by Holling (1959) and Watt (1959), who presented different functional responses of predator/parasitoid as an alternative to the simple one proposed by Nicholson & Bailey (1935) was a turning point for theoretical studies on predation and parasitism (Hassell, 1978, 2000). In host–parasitoid interactions, the functional response is defined as the change in number of hosts parasitized by an individual female parasitoid in relation to a change in host density (Solomon, 1949; Cave & Gaylor, 1989). The functional and numerical (the per capita parasitoid population growth rate) responses provide a

*Author for correspondence
Phone: +54 221 4233471
Fax: +54 221 4232327
E-mail: gerardo@cepave.edu.ar

complete description of parasitoid population dynamics (Abrams & Ginzburg, 2000).

In a functional response, the attack rate represents the mean searching and attacking efficiency of a parasitoid (Abrams & Ginzburg, 2000). When hosts outnumber the parasitoid, the functional response can become saturated: while the number of available hosts increases the number of parasitized hosts remains constant, so the proportion of parasitized hosts decreases. The simplest cause of a saturated functional response is an increased handling time which reduces time for searching for new hosts. Therefore, above a given host density, the number of attacks cannot increase with the time available (Hassell, 2000). Another cause of saturation is egg-limitation, where the number of eggs the females carry is lower than the number of available hosts.

Parasitoids searching for hosts can directly affect each other's efficiency in a parasitoid-dependent functional response (Abrams & Ginzburg, 2000). In this case, the attack rate is reduced by indirect or mutual interference between parasitoids, even at high host density (Hassell, 1971; Beddington, 1975). In models that do not consider spatial heterogeneity or host density dependence, mutual interference between parasitoids has been shown to be a potential stabilizing mechanism (Hassell & Varley 1969; Beddington 1975; DeAngelis *et al.*, 1975).

In a model proposed by Hassell & Varley (1969), the 'mutual interference' parameter, m , combines indirect and behavioral mutual interference in a simple way as a scaling exponent on the number of parasitoids. A special and controversial case of parasitoid dependence proposed by Arditi & Ginzburg (1989) is called 'ratio dependence' (the ratio between parasitoid density and host density, and not just the absolute host density) (see Abrams & Ginzburg, 2000; Ginzburg & Jensen, 2008; and references therein). DeLong & Vasseur (2011) analyzed published data and using unbiased estimates of mutual interference showed that it was mostly intermediate in magnitude with a mean m value of -0.8 between the extreme values of $m=0$ (prey dependence or no interference) to $m=-1$ (ratio dependence). Arditi & Akçakaya (1990) reanalyzed data of functional response experiments found in the literature where host (or prey) and parasitoid (or predator) abundances were varied, and the functional response was measured as a function of both host and parasitoid abundances. Arditi & Akçakaya (1990) incorporated the 'disc equation' model (Holling, 1959) to the Hassell-Varley model (Hassell & Varley, 1969) and obtained the Holling-Hassell-Varley model, a flexible model that fitted the data well, varying from host dependence and no parasitoid interference to ratio-dependence (Arditi & Akçakaya, 1990).

Regarding the numerical response, most models of host-parasitoid interaction assume that the parasitoid population rate of increase is a linear function of the number of parasitized hosts and pre-adult parasitoid survivorship (Hassell, 1978, 2000). However, the interaction among female parasitoids can alter progeny sex allocation, which directly affects the numerical response (Hassell *et al.*, 1983; Fox *et al.*, 1990).

Trissolcus basalis (Wollaston) (Hymenoptera: Platygasteridae) is a solitary weakly sinovigenic (Jervis *et al.*, 2001) endoparasitoid of pentatomid stink bugs' eggs, which has been intensively studied in the laboratory (Wilson, 1961; Powell & Shepard, 1982; Corrêa-Ferreira, 1993; Field *et al.*, 1997, 1998). There is strong evidence for a predicted continuum in ovigeny index among parasitoid wasps, in which

species can range from pro-ovigenic (ovigeny index=1) (all eggs are mature at emergence), through weakly synovigenic (most eggs are mature at emergence) to extremely synovigenic (ovigeny index=0) (no eggs are mature at emergence) (Jervis & Copland, 1996; Quicke, 1997). Adult *T. basalis* females are able to mate and lay eggs the same day of emergence (Field, 1998), and total fecundity varies with different strains, ranging from 88.9 (Powell & Shepard, 1982) to 184.2 eggs per female (Catalán & Verdú Gallardo, 2005). Once a host egg mass has been located by a *T. basalis* female, host examination and host parasitization are time-consuming activities, and vary widely (Meats & Castillo Pando, 2002). Host examination involves 'walk-antennate host' and a more careful inspection of individual host eggs or 'turn', and parasitization proceeds following a sequence of behaviors termed 'head pump' and 'rock' (Field *et al.*, 1997, 1998). 'Walk-antennate host' involves walking over the surface of the egg mass, antennae sweeping generally over the surface of the egg mass and palpating the eggs. 'Turn' involves arrestment on the top of a particular egg turning in a circular path on top of the egg, with antennae drumming the sides of it. 'Head pump' is a repeated pumping movement of the head back and forth with simultaneous flexing of the forelegs, mesosoma, and wings, alternating with slight forward and upward thrusting of the whole body. Finally, 'rock' involves vibrations of the entire body slightly and the metasoma simultaneously rocking forwards and backwards causing the ovipositor to slide partially in and out of the host egg. Agonistic encounters may take place between female parasitoids foraging simultaneously in the same host (Corrêa-Ferreira, 1993; Meats & Castillo Pando, 2002) as well as 'pre-emptive' behavior by solitary females in order to prevent conspecific superparasitism (Field, 1998; Field & Calbert, 1998). Meats & Castillo Pando (2000) exposed *Nezara viridula* egg masses of the same size (23 eggs each, that were considered as an 'individual host') to *T. basalis* adult females during 4 h varying the number of egg masses and parasitoids as well as the egg masses to parasitoid ratio in three experimental arena sizes. From direct estimations of the mean attack rate and handling time, they found that the proportion of parasitized egg masses could be well described both by the Holling (1959) model and by the ratio-dependent model (Arditi & Ginzburg, 1989).

Regarding the progeny sex allocation, mating typically occurs between siblings and the brood sex ratio of *T. basalis* females, as in most platygasterids, is strongly female-biased (Corrêa-Ferreira, 1993). However, if a *T. basalis* female attacks an already parasitized host egg mass, it responds to the presence and traces of conspecific females (Rosi *et al.*, 2001) by increasing the proportion of males of their offspring as predicted by the Local Mate Competition theory (Hamilton, 1967).

T. basalis has been used as a biological control agent of its main host, the stink bug *Nezara viridula* (L.) (Hemiptera: Pentatomidae) in many countries (Corrêa-Ferreira, 1993 and references therein), but estimation of the functional and numerical responses of *T. basalis* in the field are lacking. In the present work, we present estimations of both responses in the field. The Holling-Hassell-Varley model allowed us to estimate the parameters of the functional response of *T. basalis* and predict the number of host eggs parasitized per unit area and to compare it with observed data. We also estimated mean field pre-adult survivorship and the parasitoid sex ratio as a function of parasitoid field density. We hypothesized that the mutual interference between *T. basalis* will be intermediate,

and as the field parasitoid density increases, the parasitoid sex ratio will be less favorable to the females.

Materials and methods

Study areas and sampling methods

The study areas were located in Berisso and La Plata counties, Argentina (34°35'S, 57°17'W), and consisted of a weedy plot of 450 m² (dominated by *Ricinus communis* L., *Brassica* sp., and *Raphanus* sp.) and an adjacent experimental soybean plot (2 ha), planted in mid November.

In the weedy area, during two successive activity periods (an activity period lasts 25 weeks, from mid-October to mid-April and represents the number of weeks the adults of *N. viridula* feed and oviposit in the field) at approximately weekly intervals, the density of *N. viridula* eggs (number of eggs per m²), $H_{(t)}$, the proportion of parasitized *N. viridula* eggs', $PH_{(t)}$, as well as the density of *T. basalis* adults (expressed as the total number of adults/trap), $P_{(t)}$, in the t th week were estimated simultaneously. In the first activity period, $H_{(t)}$ was estimated by two methods: (i) an indirect method that consisted in multiplying the weekly egg production of an average adult *N. viridula* female by the number of females alive in the field; and (ii) the direct counting in the field.

For the indirect method, the weekly egg production per female was estimated as follows: 100 adult bug couples were collected preferentially from the soybean plot at the beginning of the generation and the number of eggs, the number of egg masses, and the mean number of living adult females were recorded. In order to have a representative sample of the conditions of the field population, the 100 pairs of adult hosts were substituted by others taken from the field each time a 15–20% increase in *N. viridula* parasitism by *Trichopoda giacomellii* (Blanchard) (Diptera: Tachinidae) was registered in the field. This parasitoid attacks older nymphs and young adults and its effect is a reduction in host fecundity without affecting host egg fertility (Liljeström, 1983; Liljeström & Rabinovich, 2004). Adult *N. viridula* density in the field was estimated by counting the total number in 30 1 m²-square units distributed at random in the area (for more details see Liljeström & Bernstein, 1990).

For the direct counting of eggs in the field, 30 square units (0.3 m² each) were randomly distributed and the total number of egg masses and the number of eggs/egg mass were recorded. Estimations with both methods were not significantly different: 10.5 eggs per m² (direct method) and 9.23 eggs per m² (indirect method) ($t_{(21 \text{ df})} = 0.426$, $P = 0.675$, two-tailed test), so in the following activity periods only the indirect method was used being less time consuming.

The density of *T. basalis*, $P_{(t)}$, was estimated using 6–10 yellow cylindrical water traps 0.5 cm in diameter and 10 cm deep, uniformly spaced (about 10 m) along one main diagonal of the weedy area. The traps were checked every 2–3 days and all insects were removed and collected in individual vials. Sex of adult *T. basalis* was determined using a stereomicroscope.

The proportion of parasitized *N. viridula* eggs, $PH_{(t)}$, was estimated as follows: 20–25 host egg masses (24–48 h old) obtained in the laboratory were individually glued on pieces of paper (Meats & Castillo Pando, 2002), and at approximately weekly intervals were carried to the study area ($n = 510$ egg masses). They were fixed at random on the underside of leaves of *Ipomea purpurea* (L.) Roth (Convolvulaceae) and *Malva* sp.

(Malvaceae), plant species where *N. viridula* natural oviposition was observed to occur. Egg masses were left for 5 days (the average hatching time) and taken back to the laboratory where they were kept in test tubes at 25 ± 1°C and 70 ± 10% RH until host and/or parasitoids emerged. Based on the total number of eggs per egg mass we determined fate of eggs in three categories: (i) hyaline and empty eggs; (ii) eggs parasitized by *T. basalis* (eggs with pupa or adult *T. basalis*, or yellowish eggs with a closed and concave operculum without an observable structure under a stereomicroscope, which were assumed to be parasitized host eggs in which the parasitoid immature probably died); and (iii) unparasitized eggs from which *N. viridula* nymphs emerged. $PH_{(t)}$ was then calculated as the total number of *N. viridula* eggs parasitized by *T. basalis* divided by the total number of *N. viridula* available eggs. The parasitoids were taxonomically identified by Marta Loiacono from the Department of Entomology of the La Plata Museum of Natural Sciences and the egg masses parasitized by a platygastriid other than *T. basalis* were eliminated from the analysis ($n = 2$; 0.6% of all cases).

Laboratory experiments

The host *N. viridula* was reared at 25 ± 1°C, 75% RH and L-D photoperiod of 14–10 h, in wired cages (20 × 20 × 30 cm), and fed on *Phaseolus vulgaris* L. (Fabales: Fabaceae) beans. Cages were daily checked and all the egg masses removed. The parasitoid *T. basalis* was maintained in test tubes covered with cotton and on a mix of 30% honey–70% water, under the same conditions as *N. viridula*. Some host egg masses were parasitized in order to maintain the parasitoid's colony.

To estimate average pre-imaginal parasitoid survival, LPS, and the sex ratio of adult parasitoids emerged from a non-superparasitized host egg mass, LSR, one host egg mass with at least 48 h of development, was put in a Petri dish with a copulated *T. basalis* adult female (6–8 days old) and left for 24 h ($n = 18$); after that period each egg mass was put in a test tube covered with cotton and maintained in the same rearing conditions until adult parasitoid emergence.

Functional response of *T. basalis* and proportion of host eggs parasitized in the interval between two successive samplings

How to estimate the coefficients that describe the mutual interference among parasitoids, m , has been a subject of debate. DeLong & Vasseur (2011) reviewed different methods and found that the one proposed by Arditi & Akçakaya (1990) was unbiased and that intermediate values of m were likely to be more common. The mutual interference coefficient among parasitoids is the slope of the linear regression equation between $\ln(a)$ as a dependent variable and $\ln(P)$ as an independent variable (Hassell & Varley, 1969; Arditi & Akçakaya, 1990), where a is the weekly attack rate (also known as the 'area of discovery') of a parasitoid and P is the female parasitoid density. The relationship is expected to be a decreasing function (i.e., the slope, m , is negative). The probability that the slope differs from $m = 0$ (pure prey dependence) to $m = -1$ (ratio dependence) was tested by the t test. Following previous work (Hassell & Varley, 1969; Arditi & Akçakaya, 1990) in the Holling–Hassell–Varley model, we calculated the proportion of *N. viridula* egg parasitism, using m with a minus sign ($-m$), so m represents positive values. Following Arditi & Akçakaya (1990), the weekly attack rate in the field $a_{(t)}$ during the t th interval was estimated starting with the random

parasitism model (Royama, 1971). It is a deterministic, spatially homogeneous, discrete time model that does not consider any density-dependent process and incorporates the Holling (1959) disc equation: $DPH_{(t)} = H_{(t)}(1 - \exp[-a_{(t)}P_{(t)}T + a_{(t)}Th DPH_{(t)}])$, where T is the weekly time interval, $P_{(t)}$ is the parasitoid density, Th is the mean handling time per host egg attacked, and $DPH_{(t)}$ is the density of parasitized host eggs. If $S_{(t)}$ represents the proportion of host eggs surviving parasitism, and $S_{(t)} = [H_{(t)} - DPH_{(t)}]/H_{(t)}$, it follows that: $a_{(t)} = \ln(S_{(t)})/(-P_{(t)}T + Th DPH_{(t)})$.

The density of hosts, $H_{(t)}$, the density of parasitoids, $P_{(t)}$, and the proportion of parasitized host eggs, $PH_{(t)}$, were estimated directly and independently in the field (see above), and $S_{(t)}$ and $DPH_{(t)}$ were estimated, as $S_{(t)} = 1 - PH_{(t)}$, and $DPH_{(t)} = H_{(t)}PH_{(t)}$. The time interval (T) between two successive samplings was one week, and its value was further modified by the coefficient $0.7143 = 5/7$, which represents the proportion of the time interval between two successive samplings that a host egg mass is exposed to parasitism (see above).

The handling time value of $Th = 0.1743$ h per egg was estimated by Laumann *et al.* (2008) for *T. basalis* parasitizing individual eggs of *Euchistus heros* (Fabricius) (Hemiptera: Pentatomidae), although in this work we expressed it in units of weeks instead of in hours as in the original work, resulting in a handling time of $Th = 0.00104$ w per egg). The linear regression equation between $\ln(a_{(t)})$ as the dependent variable on $\ln(P_{(t)})$ as the independent one allows calculating of the weekly attack rate without interference, Q , that corresponds to one parasitoid per unit area: $Q = e^b$, where b represents the intercept of the linear regression equation (Hassell & Varley, 1969). The Holling–Hassell–Varley model (Arditi & Akçakaya, 1990) allows the calculation of the proportion of *N. viridula* egg parasitism in the t th time interval, $CPH_{(t)}$, as: $CPH_{(t)} = 1 - \exp[-(a.P_{(t)}^{1-m})/(1 + a.Th.N_{(t)}P_{(t)}^m)]$, where $N_{(t)}$ and $P_{(t)}$ represent the number of *N. viridula* eggs and the number of adult parasitoid's per unit area in the t th interval, respectively.

To compare the estimated parameter values, we also calculated model parameters (a and m), while keeping $Th = 0.00104$ constant and using iterative techniques that minimize the differences between calculated and observed data using: (i) the Solver tool from Microsoft Excel® software and (ii) the online curve fitting web site: <http://zunzun.com/>. We expected the weekly attack rate, a , to be lower or equal to Q , and the coefficient m not to differ significantly between estimating methods.

Estimation methods

In functional response experiments, the number of parasitoids and hosts are referred to the same area so density can be expressed in the same units. We converted the number of *T. basalis* adults/trap collected in the t th interval, $P_{(t)}$, to the same units as the *N. viridula* egg density (number of individuals per m^2) as $cP_{(t)}$, with $c = [1/n \sum_t PC_{(t)}]/[1/n \sum_t P_{(t)}]$, where n represents the number of samples in both activity periods and $PC_{(t)}$ the calculated number of *T. basalis* adults per m^2 that would be present in the t th sampling assuming no emigration or immigration; the parasitoids' adult weekly survivorship was estimated from laboratory data by Jones & Westcot (2002) (fig. 3). We preferred $cP_{(t)}$ over $PC_{(t)}$ because the former provides values of *T. basalis* density during the first 2–4 weeks of the activity period (mid-spring), while $PC_{(t)}$ owing to the delay of the pre-adult parasitoid development

did not provide values of adult parasitoids during those first weeks (additionally, $cP_{(t)}$ could also be considered as the net effect of adult parasitoid mortality and adult emigration and/or emigration). The value $PC_{(t)}$ was calculated weekly as: $PC_{(t)} = \sum_j PC_{(j,t)} \cdot S_{(j)}$, where $S_{(j)}$ represents the survival of adult parasitoids from age j to age $j+1$ (in weekly units) (data from Jones & Westcot, 2002) and $PC_{(j,t)}$ represents the total number of *T. basalis* adults of age j weeks that would be present in the t th interval was calculated as: $PC_{(1,t)} = H_{(t)}PH_{(t)}FPS$, where FPS represents the mean *T. basalis* pre-adult survivorship in the field (Liljesthrom & Cameán, 1992 and this work). Pre-adult parasitoid development, $D_{(t)}$, was calculated as: $D_{(t)} = \sum V[Temp_{(t)} - U]$, where V (slope of the linear relationship between the rate of development for constant temperature, expressed in units of degree⁻¹. days⁻¹) represents the mean weekly pre-adult developmental rate at a given temperature, $Temp_{(t)}$, the mean field temperature in the study area during the t th interval, and U represents the threshold temperature for development (pre-adult development is zero below the threshold temperature) expressed in degree⁻¹. days⁻¹. The values of V were estimated as the inverse of the duration of the parasitoid's pre-adult development, obtained from data by La Porta & Crouzel (1984), Corrêa-Ferreira & Moscardi (1995), and Catalán & Verdú Gallardo (2005). The threshold temperature, U , was calculated following the method proposed by Arnold (1959), and resulted in $U = 0.0626/0.0057 = 10.982$, where 0.0626 and 0.0057 are the intercept and the slope of the regression equation, respectively ($Y = 0.0057X - 0.0626$, $R^2 = 0.98$), obtained when V was plotted against different constant temperatures). Development was accumulated until the pre-adult development time was completed, and the emergence of the new adult parasitoids of age $j=1$, was assigned t weeks later if $D_{(t)} = 1$, or if $1 - D_{(t)} < D_{(t+1)}$. The calculations were performed with a program developed in FORTRAN language. Laboratory experiments lasted only a few hours while the data in our field study were estimated at weekly intervals; the handling time estimated in the laboratory was the only parameter that could be considered the same as the one from the field because the characteristics of the 'micro' habitat would not be so different, independently from the 'macro' habitat. The direct count of adult parasitoids (a relative density) was correlated with the calculated number of adult parasitoids per m^2 (an absolute density): in the first activity period the number of adults/trap was transformed by the square root to reach normality (Shapiro–Wilk test, $W = 0.915$; $P = 0.08$), while in the second activity period original data reached the normal distribution and transformation was not necessary.

The calculated proportion of the *N. viridula* eggs' parasitism in the t th time interval, $CPH_{(t)}$, using the number of *T. basalis* adult females per m^2 , $cP_{(t)}$ in the Holling–Hassell–Varley model allowed us to calculate the number of the parasitized *N. viridula* eggs per m^2 as: $H_{(t)}CPH_{(t)}$, which was compared with the observed number of parasitized *N. viridula* eggs per m^2 , $DPH_{(t)}$ by means of the G test, $G = 2 \sum DPH_{(t)} \times \ln[DPH_{(t)}/(H_{(t)}CPH_{(t)})]$.

We made a parameter sensitivity analysis where parameters (one at a time) were changed by 20% of their nominal value; these parameters were: the parasitoid density (P), the attack rate (a), the mutual interference (m), and the handling time (Th). The output variable used for sensitivity analysis was the mean proportion host eggs parasitized (CPH) calculated for the observed *T. basalis* and host egg densities

($n=46$); the sensitivity index used was $S=[(Ra - Tn)/Rn]/[(Pa - Pn)/P]$, where Ra and Rn represent the altered and nominal responses of the model and Pa and Pn the altered and nominal parameter values (Haefner, 1996).

Pre-imaginal survival and sex ratio of emerged T. basalis adults

Average field pre-imaginal parasitoid survival, FPS , was estimated from the parasitized host egg masses that were exposed weekly in the field (see above), and was calculated for each egg mass as the number of emerged adult parasitoids divided by the number of parasitized eggs. We compared FPS with the mean pre-imaginal parasitoid survival value estimated in the laboratory, LPS , by the normal deviate, Z

$$Z = \frac{|LPS - FPS|}{\sqrt{\frac{1 - FPS}{N1} + \frac{1 - LPS}{N2}}}$$

where $N1$ and $N2$ represent the number of host eggs from the field and the laboratory, respectively (Snedecor & Cochran, 1980).

The adult sex ratio is one component of the numerical response which may change with population density and it was estimated from the ratio between the field number of trapped females divided by the number of trapped females plus the number of trapped males. During the i th interval the proportion of trapped *T. basalis* adult females, $FPF_{(i)}$, was plotted against the corresponding total parasitoid density, $P_{(i)}$. If, as expected, superparasitism increases with an increase of the parasitoid population density, $FPF_{(i)}$ and $P_{(i)}$ should be significantly and negatively correlated. We also compared by the Z test, the mean proportion of adult females in the progeny from laboratory data, LPF , with the mean proportion of adult females from field on both activity periods. We expected both estimates not to differ significantly.

Results

Host and parasitoid densities in the field

The number of *N. viridula* eggs per m^2 , $H_{(i)}$, the number of *T. basalis* adults/trap, $P_{(i)}$, and the number of *T. basalis* adults per m^2 , $cP_{(i)}$, at weekly intervals are shown in **figs 1a–b**. In both activity periods, host oviposition by *N. viridula* was an almost continuous process, with three clear peaks in the second activity period (weeks 2–3, 11–14, and 21–22) (**fig. 1b**), while in the first activity period only the first two of those peaks were detected, because sampling was stopped at the 17th week (**fig. 1a**). The direct count of adult parasitoids, expressed as number of *T. basalis* adults/trap (a relative density), was significantly and positively correlated with the calculated number of adult parasitoids per m^2 (an absolute density): $R=0.73$; $t_{(16 \text{ df})}=4.33$; $P<0.001$ (for the first activity period), and $R=0.77$; $t_{(16)}=4.83$; $P<0.001$ (for the second activity period) (**figs 1a** and **b**). The mean value of *T. basalis* adults per m^2 in both activity periods was: $1/n \sum_i cP_{(i)}=13.81$, and the corresponding mean value of the number of *T. basalis* adults/trap was: $1/n \sum_i P_{(i)}=4.55$, and the ratio was: $c=2.9$ (i.e., traps captured about 1/3 of the actual absolute density of adult *T. basalis*). From both activity periods we could identify two low peaks in the number of adult parasitoids/trap in weeks 2–3 in the first period (not evident in the second activity period because sampling began by the third week) and in

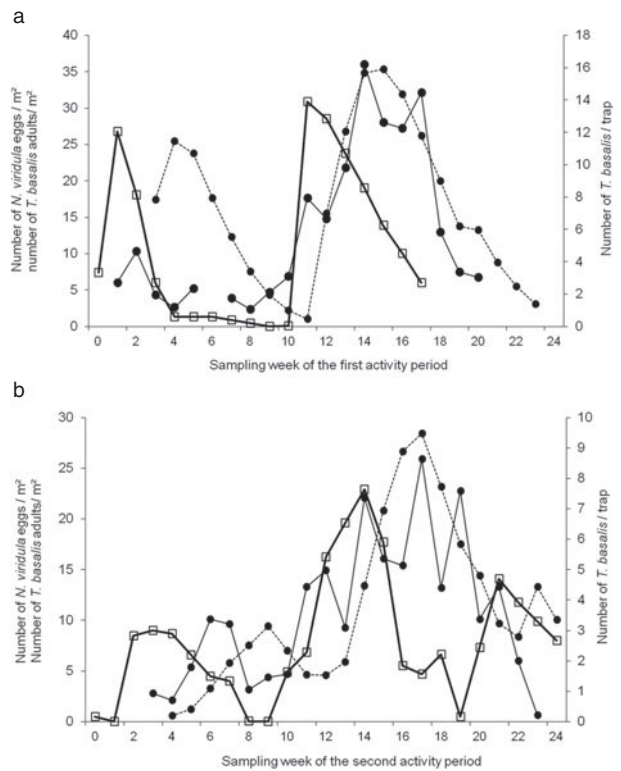


Fig. 1. Field densities of *N. viridula* eggs (eggs per m^2) and *T. basalis* (adults per m^2), and number of adults *T. basalis* per trap, during the first (a) and the second (b) activity periods (—□—, *N. viridula* eggs per m^2 ; ---●---, *T. basalis* per m^2 ; —●—, *T. basalis* per trap).

weeks 6–7 of the second period (not evident in the first activity period because *T. basalis* was not sampled), while the highest peak occurred later, in weeks 14–18, with a clear delay with respect to the host highest peak.

Functional response of T. basalis and the proportion of parasitized host eggs

The relationship between the attack rate (as a dependent variable) and parasitoid density (as an independent variable) from field data and expressed in natural logarithms was described by the regression equation $Y = -0.5631X + 0.0924$ ($r = -0.738$; $t_{(31)} = -6.095$; $P < 0.001$). The antilogarithm of the ordinate of the equation provided the attack rate, Q , when the number of *T. basalis* per m^2 was approximately one parasitoid adult per unit area: $Q = e^{0.092} = 1.097$ (SE = 0.201, $n = 32$), and the interference coefficient m , estimated by the method proposed by Arditi & Akçakaya (1990) with fixed ‘handling time’, $Th = 0.00104$ weeks per attacked host egg, was: $m = 0.5631$ (SE = 0.0924; $n = 32$). The probability of m differing from 0 by chance was < 0.001 ($t_{(31)} = -0.095$) (one-tailed test), while the probability of m differing from 1 by chance was < 0.001 ($t_{(319)} = -4.730$) (one-tailed test). The values for the coefficients obtained by the two methods used were essentially the same: $a = 0.7669$ (SE = 0.093) and $m = 0.5858$ (SE = 0.066). The value of the interference coefficient, m , showed a low variability

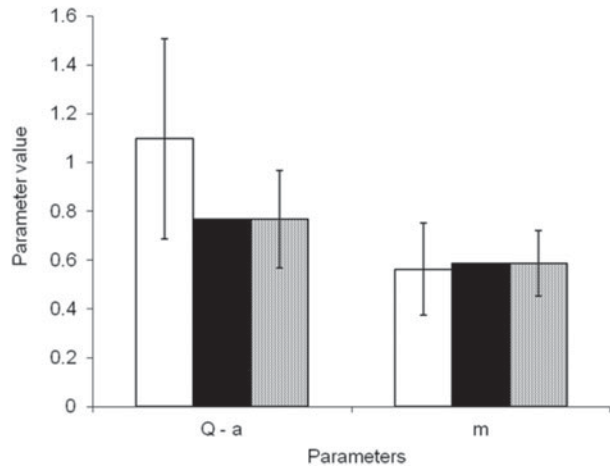


Fig. 2. Parameter values of the functional response of *T. basalis*. The attack rate for one parasitoid per unit area (a or Q) and the coefficient of interference (m) calculated from the regression equation (white column), and using the Solver tool from Microsoft Excel® software (black columns) and the website: <http://zunzun.com/> (dotted columns). Bars indicate 95% confidence intervals.

regardless of the method employed; the relative difference between the two methods was 3.9%. The relative difference between the values of the attack rate a and $Q=1.097$ ($SE=0.201$), estimated by the regression equation was 43.02%; however, the 95% confidence intervals overlapped widely (fig. 2).

When the number of parasitized *N. viridula* eggs per m^2 , $H(t)CPH(t)$, was calculated using the parameter values $a=0.7669$ and $m=0.5858$, the difference with the observed number of parasitized *N. viridula* eggs per m^2 , $DPH(t)$ was not statistically significant ($G=-43.040$, $n=32$, $P>0.05$). Similar results were obtained when we used $a=0.7669$ and the m value estimated from the regression equation ($m=0.5631$) (fig. 3).

The mean proportion of parasitized host eggs calculated for the observed *T. basalis* and host egg densities was $CPH=0.630$. The model was most sensitive to changes in the attack rate (a) and the mutual interference (m). For changes in the attack rate (a), $CPH=0.573$ and $S=0.455$ (the nominal value $a=0.767$ was reduced by 20%) and $CPH=0.673$ and $S=0.338$ (the nominal value was increased by 20%). For changes in the mutual interference (m) $CPH=0.667$ and $S=-0.291$ (the nominal value $m=0.586$ was reduced by 20%) and $CPH=0.582$ and $S=-0.384$ (the nominal value was increased by 20%). The sensitivity of the parasitoid density was intermediate: $CPH=0.607$ and $S=0.184$ (the parasitoid density in the Th-interval, $P(t)$, was reduced by 20%) and $CPH=0.562$ and $S=0.267$ (the parasitoid density in the Th-interval, $P(t)$, was increased by 20%), and much less sensitive to the handling time: $CPH=0.631$ and $S=-0.0010$ (the nominal value $Th=0.00104$ was reduced by 20%) and $CPH=0.630$ and $S=-0.0010$ (the nominal value was increased by 20%).

Pre-imaginal survivorship of *T. basalis* and sex ratio of adults

Mean pre-adult survival in the field ($FPS=0.566 \pm 0.0394$, $n=72$) was significantly lower than mean pre-imaginal

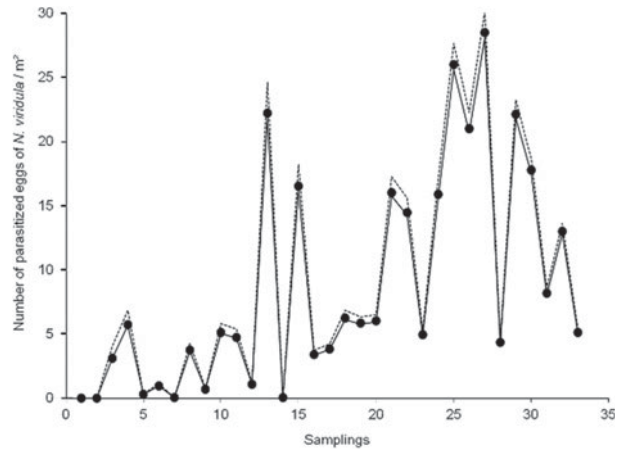


Fig. 3. Observed and calculated number of parasitized *N. viridula* eggs per m^2 plotted as a function of host $H(t)$ and parasitoid, $P(t)$, field population densities during the t th time interval. Attack rate, a , and interference coefficient, m , estimated by method proposed by Arditi & Akçakaya (1990) with fixed handling time, $Th=0.00104$ (●, observed; ---, estimated from regression equation; —, estimated with solver and zunzun).

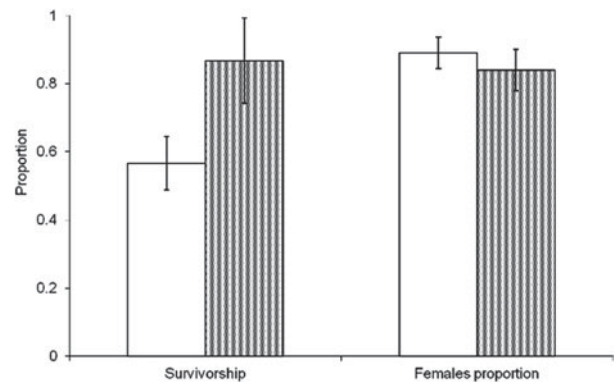


Fig. 4. Mean pre-imaginal survivorship and sex ratio (proportion of *T. basalis* adult females emerged) in the field (black) and in laboratory (dotted). Field proportion of females considered only the emergence of adult parasitoids occurred during the first eight weeks of an activity period, when parasitoid population was low.

survival under laboratory conditions ($LPS=0.868 \pm 0.029$, $n=22$) where optimal host eggs ($<72h$) were offered to one *T. basalis* adult female ($Z=2.610$; $P<0.002$) (fig. 4).

During the two activity periods under study the proportion of adult females among the brood obtained in the laboratory without superparasitism was $LPF=0.840$ ($SE=0.0290$, $n=22$), which did not differ statistically from host egg masses that were exposed in the field and then carried back to the laboratory: $FPF=0.891$ ($SE=0.0227$, $n=150$) ($Z=0.036$; $P>0.5$) (fig. 4).

There was a significant negative correlation between the proportion of *T. basalis* adult females and the parasitoid population density (fig. 5). In the first activity period $r=-0.394$, $t_{(18)}=2.147$ ($P<0.05$) and in the second activity period $r=-0.529$, $t_{(27)}=3.99$ ($P<0.001$).

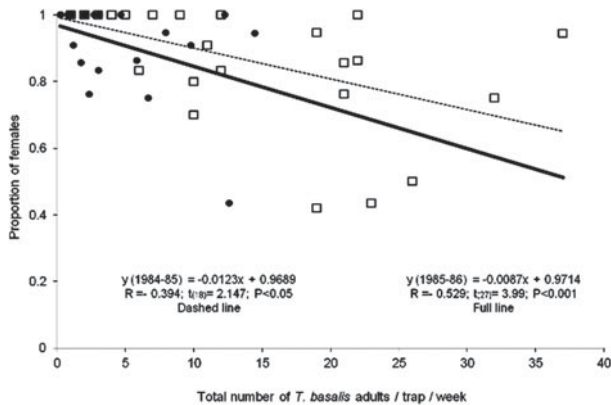


Fig. 5. Estimated proportion of trapped adult *T. basalis* females during the first and second activity periods (●, 1st activity period; □, 2nd activity period).

Discussion

The functional response (Solomon, 1949; Holling, 1959) is a key component of models describing interactions between consumers and their resources; they estimate the rate of resource consumption as a function of resource density (Villemereuil & López-Sepulcre, 2011). Empirical studies of host–parasitoid interactions usually measure the functional response using single parasitoids in small cages, disregarding everything else other than host dependence (Abrams & Ginzburg, 2000). By contrast, in the field, parasitoid attack is usually a complex process that depends on the abundance and spatial distribution of hosts (Heads & Lawton, 1983; Godfray, 1994) and parasitoids (Hassell & Varley, 1969; Hassell, 2000). In this sense, it has been stated that models should have a flexible form of the functional response that can incorporate predator dependence (Abrams & Ginzburg, 2000). The Holling–Hassell–Varley model is one of those models (Arditi & Akçakaya, 1990).

In this study, the density of *N. viridula* eggs, estimated at weekly intervals during two activity periods and in the same area, has three clear peaks in agreement with Liljeström & Cameán (1992), with the second being higher than the other two. Low parasitoid density, mainly during the first few weeks of the first host generation and the last few weeks of the third host generation, could be the consequence of a reduced survivorship of *T. basalis*, combined with adult parasitoid dispersal. We assume the latter to be a plausible explanation because the third generation of *N. viridula* adults (in pre-reproductive stage) leaves the feeding/reproducing area in search for hibernating shelters (in our study area the hibernation period lasts approximately 5 months of the colder period of the year). *N. viridula* individuals leaving hibernation re-colonize the area in the following spring and reproduce, originating the first new generation of eggs (Liljeström & Bernstein, 1990; Liljeström & Rabinovich, 2004). *T. basalis* also hibernates in the adult stage, and Doetzer & Foerster (2007) estimated that adult winter survivorship proportion in Brazil was 0.85 and decreased in spring; however, little is known about *T. basalis* adult dispersal. Canto-Silva *et al.* (2006) found that the adult female dispersal capacity of another platygastriid, *Gryon gallardoi* (Bréthes), to be somewhat greater than for *T. basalis* which was 7.6 m day^{-1} . Low early spring survivorship, low immigration of adults into the area and/or higher

temperature threshold for the onset of *T. basalis* adult activity as compared to the threshold for *N. viridula* reproduction (Corrêa-Ferreira & Moscardi, 1995), may all be sequential or concomitant factors that explain the low estimated *T. basalis* adult density at the beginning of an activity period.

The values of two parameters of the Holling–Hassell–Varley model, the attack rate and the coefficient of interference, were estimated from the same set of field data but following different methods, while Th, the handling time, was considered equal to a mean experimental value obtained by Laumann *et al.* (2008), but expressed in different time units. Our estimates of the attack rate of parasitoids per unit area, Q , and the coefficient of interference, m , were consistent among methods.

The attack rate Q corresponds to a single parasitoid per unit area and in consequence does not reflect the effects of interference between parasitoids. Its value was greater than the value obtained following the methods of simultaneous estimations of the attack rate, a , and the coefficient of interference between parasitoids, m . Values of these parameters from laboratory experiments by Meats & Castillo Pando (2002) in which both, *N. viridula* egg masses and adults of *T. basalis* were varied in different combinations, are difficult to compare with ours because: (i) the attack rate was estimated as the net increase in the number of *T. basalis* adults on a given egg mass at intervals of 0.5 h (the experiment lasted 4 h); (ii) every egg mass discovered by the parasitoids was completely parasitized; and (iii) the entire egg mass was considered an individual host.

The coefficient of interference depends on the abundance and spatial aggregation of the parasitoids themselves, and combines in a simple way indirect mutual interference (named ‘pseudo-interference’ by Free *et al.*, 1977), and behavioral mutual interference between parasitoids (Hassell & Varley, 1969; Beddington, 1975; DeAngelis *et al.*, 1975). An aggregated distribution of parasitoid attacks may result from the response of the parasitoids to spatial heterogeneity (Hassell & May, 1973; Godfray & Pacala, 1992). Hosts of *T. basalis* are spatially and temporally aggregated. They are spatially aggregated at different levels: at the level of an individual host (eggs are laid in masses), further aggregated within the plant (most egg masses are laid on the underside of a few leaves), and within and across plant patches with some plant and patches having a higher host density than others. The spatial distribution of hosts probably affects *T. basalis* in terms of movement of individuals (Loch, 2000) and its survival: *T. basalis* females are able to learn the characteristics of their habitat and to maintain efficient foraging even when the habitat is not particularly rich in hosts (Dauphin *et al.*, 2009). In theoretical models of host–parasitoid interaction (Hassell & May, 1973), it was shown that the coefficient of interference is a stabilizing factor within $0 < m < 1$ values (in the original paper, it was stated $-1 < m < 0$). DeLong & Vasseur (2011) found that, in most field host/prey–parasitoid/predator systems, mutual interference is likely to be mostly intermediate, with a mean value of $m = 0.8$ (in the original paper $m = -0.8$). In our case, and conforming to our hypothesis, the m value (0.5858) was also intermediate and significantly different from a functional response by single parasitoids ($m = 0$) as well as from ratio dependence ($m = 1$). The potentially stabilizing parasitism of *N. viridula* eggs by *T. basalis* occurs in a host–parasitoid system that was shown to be stabilized by the aggregative parasitism of adult bugs by another parasitoid, the Diptera *T. giacomellii* (Liljeström & Rabinovich, 2004). Concerning the biological control of

N. viridula by *T. basalis*, in Brazil massive releases of *T. basalis* (at a mean density of 0.5–1.5 released adult parasitoids per m² at R2–R3 phenological stages) are commonly used for the effective control of *N. viridula* and other bugs on soybean (Corrêa-Ferreira, 1993). Our model suggests that because of the mutual interference between parasitoids a substantial augmentation in the density of released *T. basalis* would not be followed by a similar increase in parasitism.

We considered that the handling time estimated in the laboratory may reflect real values in the field, despite the differences between both habitats. In laboratory experiments with the *N. viridula*–*T. basalis* system, Meats & Castillo Pando (2002) found that the mean handling time (6.31 h per parasitized egg mass of 20 eggs) appears equal or higher than the upper bound (>6 h per host egg mass of 20 eggs). Corrêa-Ferreira (1993) mentioned that the mean time of parasitization of an individual egg of *N. viridula* by *T. basalis* was 240.9 s. When these values of handling time were expressed in our experimental and field time units (weeks per individual host egg), we found that the mean value from Meats & Castillo Pando (2002) was 0.0016 and that corresponding to Corrêa-Ferreira (1993) was 0.0004 (54.22% higher and 61.45% lower, respectively, than the value by Laumann *et al.* (2008) who worked with the *E. heros*–*T. basalis* system). In this work, the sensitivity analysis showed that the Holling–Hassell–Varley model was not sensitive to changes in the handling time when it was varied from $Th=0.0008$ up to $Th=0.0012$, suggesting that our lack of confidence in the accuracy of the parameter estimate should not influence our confidence in the model.

As the host embryo develops within the egg, resources diminish; and although egg parasitoids can recycle part of those transformed resources, some of them are lost. Consequently, egg parasitoid larvae that develop in older eggs have fewer resources to use and old host eggs are generally less preferred by most Trichogrammatidae species (Godin & Boivin, 2000). Powell & Shepard (1982) showed that *T. basalis* pre-adult survivorship depends on the age of the host egg; it was higher than 90% when host eggs were less than 72 h of development. When older host eggs were exposed several hours to an adult *T. basalis* female, the eggs were attacked, but host mortality was high (60–100%) and adult parasitoid emergence was very low or null. The value we estimated for pre-adult survivorship of *T. basalis* in 'optimal' host condition (LPS=0.868) conformed well to other laboratory studies (Powell & Shepard, 1982; Corrêa-Ferreira, 1993; Corrêa-Ferreira & Moscardi, 1995; Sujii *et al.*, 2002). However, the mean pre-adult survivorship of *T. basalis* we estimated in the field was significantly lower than the one in the laboratory, where host eggs were in the optimal ages (24 up to 72 h of development). We believe that lower field survival is due to use of older host eggs. In this case, like with superparasitization by solitary parasitoids which are able to discriminate between healthy and parasitized hosts, the richness of the environment (i.e., host density) may influence the parasitoid's decision, according to its life expectancy and egg load (Driessen & Hemerik, 1992). As a consequence, some individuals will parasitize a suboptimal host if the egg deposited in it still has a chance to result in an adult parasitoid (Mangel, 1989; van Alphen & Visser, 1990; van der Hoeven & Hemerik, 1990; Roitberg *et al.*, 1992; Weisser & Houston 1993).

Most models of numerical response assume that each parasitized host tends to contribute with a fixed number of parasitoid progenies to the next generation. This is a

reasonable assumption for many host–parasitoid models; however, the numerical response cannot always be expressed in terms of the functional response alone, because other variables, such as the sex ratio of the offspring might affect the numerical response when parasitoids interact (Hassell *et al.*, 1983). In the *T. basalis*–*N. viridula* interaction, it was shown that if the time interval between successive parasitoid ovipositions is short (≈ 3 h), the superparasitizing female is more likely to win the contest, adjusting offspring sex ratio toward males in order to give those offspring a competitive advantage (Field *et al.*, 1997; Field, 1998; Field & Calbert, 1999; Wajnberg, 2006). In a laboratory experiment, Corrêa-Ferreira (1993) offered one unparasitized *N. viridula* egg mass to up to 4 *T. basalis* adult females during 4 h, and observed no differences in total egg parasitism, but the proportion of emerged adult females decreased significantly from 0.89 (one *T. basalis*/host egg mass) to 0.75 (four *T. basalis*/host egg mass). Confirming our hypothesis and according to this result, our data showed a significant decrease in the proportion of females as the parasitoid population increased, possibly due to increasing superparasitism.

The observed weekly parasitism by *T. basalis* points out the importance of this parasitoid as a mortality factor of the *N. viridula* population. The functional response described by the Holling–Hassell–Varley model provided an acceptable estimation of weekly host parasitism. The pre-imaginal parasitoid survival and the change in sex ratio as a function of parasitoid density allowed a description of the numerical response of the parasitoid. A mathematical model exploring the dynamics of the *N. viridula*–*T. basalis* interaction will be developed in the near future.

Acknowledgements

The authors thank Cristina Monetti, Cecilia Margaría and Marta Loíacono for identification of parasitoids, Patricia Cameán for providing us some field data, and Marcela Liljesthrom for improving the English version of this manuscript.

References

- Abrams, P.A. & Ginzburg, L.R. (2000) The nature of predation: prey dependent, ratio dependent or neither? *Trends in Ecology and Evolution* **15**, 337–341.
- Arditi, R. & Akçakaya, H.R. (1990) Underestimation of mutual interference of predators. *Oecologia* **83**, 358–361.
- Arditi, R. & Ginzburg, L.R. (1989) Coupling in predator–prey dynamics: ratio dependence. *Journal of Theoretical Biology* **139**, 311–326.
- Arnold, C.Y. (1959) The determination and significance of the base temperature in a linear heat unit system. *American Society of Horticultural Science* **4**, 431–445.
- Beddington, J.R. (1975) Mutual interference between parasites or predators and its effect on searching efficiency. *Journal of Animal Ecology* **44**, 331–340.
- Canto-Silva, C.R., Kolberg, R., Romanowski, H.P. & Redaelli, L.R. (2006) Dispersal of the egg parasitoid *Gryon gallardoii* (Brethes) (Hymenoptera: Scelionidae) in tobacco crops. *Brazilian Journal of Biology* **66**, 9–17.
- Catalán, J. & Verdú Gallardo, M.J. (2005) Evaluación de dos parasitoides de huevos de *Nezara viridula*. *Boletín de Sanidad Vegetal Plagas* **31**, 187–198.

- Cave, R.D. & Gaylor, M.J. (1989) Functional response of *Telenomus reynoldsi* [Hym.: Scelionidae] at five constant temperatures and in an artificial plant arena. *BioControl* **34**, 3–10.
- Corrêa-Ferreira, B.S. (1993) *Utilização do parasitóide Trissolcus basalis* (Wollaston) no controle de percevejos da soja. Londrina, PR, Brazil, Embrapa.
- Corrêa-Ferreira, B.S. & Moscardi, F. (1995) Seasonal occurrence and host spectrum of egg parasitoids associated with soybean stink bugs. *Biological Control* **5**, 196–202.
- Dauphin, G.P., Coquillard, S., Colazza, S., Peri, E. & Wajnberg, E. (2009) Host kairomone learning and foraging success in an egg parasitoid: a simulation model. *Ecological Entomology* **34**, 193–203.
- DeAngelis, D.L., Goldstein, R.A. & O'Neill, R.V. (1975) A model for trophic interaction. *Ecology* **56**, 881–892.
- DeLong, J.P. & Vasseur, D.A. (2011) Mutual interference is common and mostly intermediate in magnitude. *BioMed Central Ecology* **11**, 1–8.
- Doetzer, A.K. & Foerster, L.A. (2007) Desenvolvimento, longevidade e reprodução de *Trissolcus basalis* (Wollaston) e *Telenomus podisi* Ashmead (Hymenoptera: Scelionidae) em condições naturais durante a entressafra da soja no sul do Paraná. *Neotropical Entomology* **36**, 233–242.
- Driessen, G. & Hemerik, L. (1992) The time and egg budget of *Leptopilina clavipes*, a parasitoid of larval *Drosophila*. *Ecological Entomology* **17**, 17–27.
- Field, S.A. (1998) Patch exploitation, patch-leaving and preemptive patch defense in the parasitoid wasp *Trissolcus basalis* (Insecta: Scelionidae). *Ethology* **104**, 323–338.
- Field, S.A. & Calbert, G. (1998) Patch defence in the egg parasitoid *Trissolcus basalis*: when to begin fighting? *Behaviour* **135**, 629–642.
- Field, S.A. & Calbert, G. (1999) Don't count your eggs before they're parasitized: contest resolution and the trade-offs during patch defense in a parasitoid wasp. *Behavioral Ecology* **10**, 122–127.
- Field, S.A., Keller, M.A. & Calbert, G. (1997) The pay-off from superparasitism in the egg parasitoid *Trissolcus basalis*, in relation to patch defence. *Ecological Entomology* **22**, 142–149.
- Field, S.A., Keller, M.A. & Austin, A.D. (1998) Field ecology and behaviour of the egg parasitoid *Trissolcus basalis* (Wollaston) (Hymenoptera: Scelionidae). *Transactions of the Royal Society of South Australia* **122**, 65–71.
- Fox, L.R., Letourneau, D.K., Eisenbach, J., & Van Nouhuys, S. (1990) Parasitism rates and sex ratios of a parasitic wasp: effect of herbivore and plant quality. *Oecologia* **83**, 414–419.
- Free, C.A., Beddington, J.R. & Lawton, J.H. (1977) On the inadequacy of simple models of mutual interference for parasitism and predation. *Journal of Animal Ecology* **46**, 543–554.
- Ginzburg, L.R. & Jensen, C.X. (2008) From controversy to consensus: the indirect interference functional response. *Verhandlungen des Internationalen Verein Limnologie* **30**, 297–301.
- Godfray, H.C.J. (1994) *Parasitoids: Behavioral and Evolutionary Ecology*. Princeton University Press, Princeton, NJ.
- Godfray, H.C.J. & Pacala, S.W. (1992) Aggregation and the population dynamics of parasitoids and predators. *American Naturalist* **140**, 30–40.
- Godin, C. & Boivin, G. (2000) Effects of host age on parasitism and progeny allocation in Trichogrammatidae. *Entomologia Experimentalis et Applicata* **97**, 149–160.
- Haefner, J.W. (1996) *Modelling Biological Systems. Principles and Applications*. Chapman & Hall, New York.
- Hamilton, G.C. (1967) Extraordinary sex ratios. *Science* **156**, 477–488.
- Hassell, M.P. (1971) Mutual interference between searching insect parasites. *Journal of Animal Ecology* **40**, 473–486.
- Hassell, M.P. (1978) *The Dynamics of Arthropod Predator–Prey Systems*. Princeton University Press, Princeton, NJ, USA.
- Hassell, M.P. (2000) Host-parasitoid population dynamics. *Journal of Animal Ecology* **69**, 543–566.
- Hassell, M.P. & May, R.M. (1973) Stability in insect host-parasite models. *Journal of Animal Ecology* **42**, 693–726.
- Hassell, M.P. & Varley, G.C. (1969) New inductive population model for insect parasites and its bearing in biological control. *Nature* **223**, 1133–1137.
- Hassell, M.P., Waage, J.K. & May, R.M. (1983) Variable parasitoid sex ratios and their effect on host–parasitoid dynamics. *Journal of Animal Ecology* **52**, 889–904.
- Heads, P.A. & Lawton, J.H. (1983) Studies on the natural enemy complex of the holly leaf-miner: the effects of scale on the detection of aggregative responses and the implication for biological control. *Oikos* **40**, 267–276.
- Holling, C.S. (1959) The components of predation as revealed by a study of small mammal predation of the European pine sawfly. *Canadian Entomologist* **91**, 293–320.
- Jervis, M.A. & Copland, M.J.W. (1996) The life cycle. pp. 63–161 in Jervis, M.A. & Kidd, N. (Eds) *Insect natural enemies: practical approaches to their study and evaluation*. London, Chapman & Hall.
- Jervis, M.A., Heimpel, G.E., Ferns, P.N., Harvey, J.A. & Kidd, N.A.C. (2001) Life-history strategies in parasitoid wasps: a comparative analysis of “ovigeny”. *Journal of Animal Ecology* **70**, 442–458.
- Jones, V.P. & Westcott, P. (2002) The effect of seasonal changes on *Nezara viridula* (L.) (Hemiptera: Pentatomidae) and *Trissolcus basalis* (Wollaston) (Hymenoptera: Scelionidae) in Hawaii. *Biological Control* **23**, 115–120.
- La Porta, N.C. & Cruzel, I.S. (1984) Estudios básicos para el control biológico de *Nezara viridula* (L., 1758) (Hemiptera: Pentatomidae) en la Argentina. *Revista de la Sociedad Entomológica Argentina* **43**, 119–143.
- Laumann, R.A., Moraes, M.C.B., Pareja, M., Alarcao, G.C., Botelho, A.C., Maia, A.H.N., Leonardecz, E. & Borges, M. (2008) Comparative biology and functional response of *Trissolcus* spp. (Hymenoptera: Scelionidae) and implications for stink bugs (Hemiptera: Pentatomidae) biological control. *Biological Control* **44**, 32–41.
- Liljesthrom, G. & Bernstein, C. (1990) Density dependence and regulation in the system *Nezara viridula* (L.) (Hemiptera: Pentatomidae), host and *Trichopoda giacomellii* (Blanchard) (Diptera: Tachinidae), parasitoid. *Oecologia* **84**, 45–52.
- Liljesthrom, G. & Cameán, P. (1992) Parasitismo de una población de la “chinche verde” *Nezara viridula* (L.) (Hemiptera: Pentatomidae) por el parasitoido oófago *Trissolcus basalis* (Woll.) (Hymenoptera: Scelionidae). *Revista de la Facultad de Agronomía, La Plata* **68**, 71–76.
- Liljesthrom, G. & Rabinovich, J.E. (2004) Modeling biological control: the population regulation of *Nezara viridula* by *Trichopoda giacomellii*. *Ecological Applications* **14**, 254–267.
- Liljesthrom, G.G. (1983) Algunos aspectos de la demografía de *Nezara viridula* (L.) (Hemiptera: Pentatomidae) en condiciones de laboratorio. *Revista de la Sociedad Entomológica Argentina* **42**, 383–396.

- Loch, A.D.** (2000) Abundance, distribution, and availability of *Trissolcus basalis* (Wollaston) (Hymenoptera: Scelionidae) hosts in a soybean agricultural system in southeastern Queensland. *Biological Control* **18**, 120–135.
- Mangel, M.** (1989) An evolutionary interpretation of the “motivation to oviposit”. *Journal of Evolutionary Biology* **2**, 157–172.
- Meats, A. & Castillo Pando, M.S.** (2002) Ratio-dependent parasitism with *Trissolcus basalis* (Wollaston) (Hymenoptera: Scelionidae) on eggs rafts of *Nezara viridula* (Linnaeus) (Hemiptera: Pentatomidae): effect of experimental variables and compatibility of “ratio” and “Holling” models. *Australian Journal of Entomology* **41**, 243–252.
- Nicholson, A.J. & Bailey, V.A.** (1935) The balance of animal populations. *Proceedings of the Zoological Society of London* **3**, 551–598.
- Powell, J.E. & Shepard, B.M.** (1982) Biology of Australian and United States strains of *Trissolcus basalis*, a parasitoid of the green vegetable bug *Nezara viridula*. *Austral Ecology* **7**, 181–186.
- Quicke, D.L.J.** (1997) *Parasitic wasps*. Chapman & Hall. London, UK.
- Roitberg, B.D., Mangel, M., Lalonde, R.G., Roitberg, C.A., van Alphen, J.J.M. & Vet, L.E.M.** (1992) Seasonal dynamic shifts in patch exploitation by parasitic wasps. *Behavioral Ecology* **3**, 156–165.
- Rosi, M.C., Isidoro, N., Colazza, S. & Bin, F.** (2001) Source of the host marking pheromone in the egg parasitoid *Trissolcus basalis* (Hymenoptera: Scelionidae). *Journal of Insect Physiology* **47**, 989–995.
- Royama, T.** (1971) A comparative study of models for predation and parasitism. *Researches on Population Ecology* **51**, 1–91.
- Snedecor, G.W. & Cochran, W.G.** (1980) *Statistical Methods*. Iowa State University Press, Ames, Iowa, USA.
- Solomon, M.E.** (1949) The natural control of animal population. *Journal of Animal Ecology* **18**, 1–35.
- Sujii, E.R., Costa, M.L.M., Pires, C.S., Colazza, S. & Borges, M.** (2002) Inter- and intra-guild interactions in egg parasitoid species of the soybean stink bug complex. *Pesquisa Agropecuária Brasileira* **37**, 1541–1549.
- van Alphen, J.J.M. & Visser, M.E.** (1990) Superparasitism as an adaptative strategy for insect parasitoids. *Annual Review of Entomology* **35**, 59–79.
- van der Hoeven, N. & Hemerik, L.** (1990) Superparasitism as an ESS: to reject or not to reject, that is the question. *Journal of Theoretical Biology* **146**, 467–482.
- Villemereuil, P.B. de & López-Sepulcre, A.** (2011) Consumer functional responses under intra and inter-specific interference competition. *Ecological Modelling* **222**, 419–426.
- Wajnberg, E.** (2006) Time allocation strategies in insect parasitoids: from ultimate predictions to proximate behavioural mechanisms. *Behavioural Ecology and Sociobiology* **60**, 589–611.
- Watt, K.E.P.** (1959) A mathematical model for the effect of densities of attacked and attacking species on the number attacked. *Canadian Entomologist* **91**, 129–144.
- Weisser, W.W. & Houston, A.I.** (1993) Host discrimination in parasitic wasps: when it is advantageous? *Functional Ecology* **7**, 27–39.
- Wilson, F.** (1961) Adult reproductive behaviour in *Asolcus basalis* (Hymenoptera: Scelionidae). *Australian Journal of Zoology* **9**, 737–751.