


Regular Article

Childhood poverty and psychological well-being: The mediating role of cumulative risk exposure

Gary W. Evans¹  and Kalee De France²

¹Cornell University, Ithaca, NY, USA and ²Concordia University, Montreal, Quebec, Canada

Abstract

The current study assessed whether the proportion of childhood (age 0–9 years) in poverty altered the developmental trajectories (ages 9–24) of multimethodological indicators of psychological well-being. In addition, we tested whether exposure to cumulative risk over time mediated the association between poverty exposure and psychological well-being. Measures of psychological well-being included internalizing and externalizing symptoms, a behavioral index of learned helplessness (task persistence), and chronic physiological stress (allostatic load). Exposure to poverty during childhood predicted the trajectory of each development outcome: individuals with more poverty exposure during childhood showed (a) relatively high levels of internalizing symptoms that diminished more slowly with maturation, (b) relatively high levels of externalizing symptoms that increased faster over time, (c) less task persistence indicative of greater learned helplessness, and (d) higher levels of chronic physiological stress which increased faster over time relative to persons with less childhood poverty exposure. Trajectories of cumulative risk exposure from physical and psychosocial surroundings from 9–24 years accounted for the association between childhood poverty and the growth curves of internalizing and externalizing symptoms but not for learned helplessness or chronic physiological stress. Additional sensitivity analyses indicate that early childhood disadvantage is particularly problematic for each outcome, except for internalizing symptoms which seem sensitive to the combination of early and lifetime poverty exposure. We also explored whether domains of cumulative risk as well as two alternatives, maternal sensitivity or family cohesion, functioned as mediators. Little evidence emerged for any of these alternative mediating constructs.

Keywords: alternative mediators, behavior problems, childhood poverty, chronic physiological stress, cumulative risk, learned helplessness

(Received 8 April 2020; revised 14 October 2020; accepted 21 October 2020; First Published online 2 February 2021)

With the highest rate of childhood poverty among all economically developed nations, nearly one in four children in the United States are born into poverty (National Center for Children in Poverty, 2018). Tragically, detriments of growing up in poverty are not limited to childhood: the long arm of childhood poverty reaches across multiple developmental outcomes throughout life. However, while previous research has shown that growing up in poverty predicts adult behavioral problems, few studies have examined childhood poverty and developmental trajectories from childhood through adulthood. In addition, the few prior studies on developmental trajectories following childhood poverty have been limited to behavioral problem reports. We address these limitations by examining developmental trajectories of psychological well-being as a function of childhood poverty. A second contribution of this study is the inclusion of multimethodological indicators of psychological well-being development that supplement information on behavioral problems. We add to the childhood disadvantage literature information on developmental trajectories by including

measures of learned helplessness and chronic physiological stress.

Looking beyond the main effects of poverty, few investigators have explored underlying mechanisms that may account for the associations between early childhood poverty and psychological well-being over time. One of the unique and defining qualities of poverty is exposure to a plethora of suboptimal physical (e.g., substandard housing) and psychosocial (e.g., family turmoil) risk factors (Evans, 2004; Evans & Kim, 2010; McEwen & McEwen, 2017; Repetti, Taylor, & Seeman, 2002; Taylor, Repetti, & Seeman, 1997). Therefore, a third contribution of the present study is analysis of whether the hypothesized, adverse developmental trajectories of childhood poverty can be explained, to some degree, by changes in cumulative risk exposure over time. Finally, we conduct additional sensitivity analyses to supplement our primary hypothesis testing by examining some alternative, candidate mediating processes that may also account for some of the expected adverse trajectories of childhood poverty.

Poverty shows consistent, positive associations with behavioral problems during childhood (Bradley & Corwyn, 2002; Grant et al., 2003; McLoyd, 1998; Wadsworth, Evans, Grant, Carter, & Duffy, 2016). Although the literature on the psychological distress sequelae of childhood poverty is abundant, longitudinal studies ranging from early in life through adulthood are infrequent. Nonetheless, longitudinal studies indicate that as early as three years of age, behavioral problems among disadvantaged children

Author for Correspondence: Gary Evans, Human Ecology, Cornell University, Ithaca, NY 14853-4401, USA; E-mail: gwe1@cornell.edu.

Cite this article: Evans GW, De France K (2022). Childhood poverty and psychological well-being: The mediating role of cumulative risk exposure. *Development and Psychopathology* 34: 911–921. <https://doi.org/10.1017/S0954579420001947>

are elevated, and increase faster through adolescence, relative to their middle-class peers (Bolger, Patterson, Thompson, & Kupersmidt, 1995; Bradley & Corwyn, 2003; Dubow & Ippolito, 1994; Evans & Cassells, 2014; Keiley, Bates, Dodge, & Pettit, 2000; McLeod & Shanahan, 1996; Melchior et al., 2010; Sacker, Schoon, & Bartley, 2002; Slopen, Fitzmaurice, Williams, & Gilman, 2010; Stroschein, 2005; Votruba-Drzal, 2006; Wadsworth & Achenbach, 2005).

While these previous results present evidence for the psychological well-being implications of childhood disadvantage throughout childhood into adolescence, only a few studies show the psychological residue of early poverty persists into adulthood (McLaughlin et al., 2011; Najman et al., 2010; Schoon, Sacker, & Bartley, 2003). Understanding the developmental trajectories of well-being into adulthood is of interest to know what these trends look like; in what form are they manifested; and because longitudinal data can provide insight into the nature of how and when experiences of early disadvantage affect health and well-being. There may also be utility in knowing whether disparities are static or shift over time, suggesting differential effects based on aging as well as duration of exposure.

We extend reliance on surveys and interviews in research on psychological well-being sequelae of early disadvantage with two other methodological assessments. First, we include an overt behavioral indicator of learned helplessness consisting of persistence on challenging tasks and with assessments of allostatic load, an index of chronic physiological stress. Although one of the adverse outcomes of poverty is believed to be a sense of despair and hopelessness, only a handful of empirical studies have evaluated this hypothesis. Low-income preschool children facing a greater array of poverty-related stressors (e.g., residential mobility, unemployment) were less persistent on challenging, geometric puzzles than their peers facing fewer of these poverty-related stressors (Brown, 2009). Using a different sample of low-income children, Brown, Seyler, Knorr, Garnett, and Laurenceau (2016) found that daily fluctuations in these poverty-related stressors were tracked by task persistence at the end of each day over a 10-day period. Finally, 9-year-olds from low- versus middle-income homes were less persistent on challenging geometric puzzles (Evans & English, 2002) and this continued through age 17 (Evans & Cassells, 2017). In the current study, we examine whether childhood poverty exposure alters the developmental trajectories of learned helplessness from age 9 through 24.

Second, we incorporate another methodological assessment of psychological well-being development by including a measure of chronic physiological stress. Emerging work indicates that a biological residue of early disadvantage begins to accumulate in young organisms and may remain throughout life (Kim, Evans, Chen, Miller, Seeman, 2018; Miller & Chen, 2013; Seeman, Epel, Gruenewald, Karlamangla, & McEwen, 2010). One key mechanism for how childhood poverty gets under the skin to damage physical health may be elevated, chronic physiological stress. Allostatic load as an indicator of chronic physiological stress marks chronic wear and tear on the body caused by the mobilization of resources to meet changing environmental demands. It reflects the degree of co-ordination among multiple physiological response systems as they adapt to environmental demands (Ganzel, Morris, & Wethington, 2010; McEwen, 1998; Seeman & McEwen, 1996). Composite indexes of allostatic load across multiple physiological response systems predict morbidity and mortality better than any singular biomarker of chronic stress (Juster, McEwen, & Lupien, 2010; McEwen, 1998; McEwen & Gianaros, 2010; Seeman, McEwen, Row, & Singer, 2001; Seeman

et al., 2010). Prior work has found evidence of elevated allostatic load in relation to childhood disadvantage (Brody et al., 2013, 2014; Evans & Kim, 2012; Evans & Schamberg, 2009; Milligan, Thompson, Vandongen, Beilin, & Burke, 1995; Rainisch & Upchurch, 2013; Worthman & Panter-Brick, 2008). What is absent from these few studies on allostatic load and childhood disadvantage are data on developmental trajectories.

Finally, we examined changes in exposure to cumulative risk factors at multiple time points throughout childhood and adolescence to assess whether an individual's trajectory of cumulative risk exposure could explain some of the hypothesized alterations in developmental trajectories emanating from childhood poverty. One of the key and unique signatures of childhood poverty is the confluence of risk exposures as disadvantaged children face a plethora of suboptimal physical conditions such as poor housing quality, ambient toxins, noise, and chaotic surroundings (Evans, 2004; Evans & Kim, 2010). Children growing up in poverty are also more likely to confront family turmoil, conflict, separation from caregivers, and multiple forms of instability in their social relationships (Conger & Donnellan, 2007; Evans, 2004; Evans & Kim, 2010; Grant et al., 2003; Repetti et al., 2002; Wadsworth et al., 2016). Thus we constructed an index of cumulative risk exposure that assessed both psychosocial risk factors (family turmoil, separation from family, violence) as well as physical environmental risk factors (noise, crowding, suboptimal housing quality) that are well-documented features of childhood disadvantage (Evans, 2004; Repetti et al., 2002; Taylor et al., 1997). There is also a small amount of evidence that although multiple, singular risk factors covary with disadvantage, particularly striking is the degree of correspondence between poverty and the accumulation of risk exposure (Evans, 2004; Evans & Kim, 2010). This is important given the robust finding that exposure to cumulative risk factors far outweighs singular risk exposure in causing adverse developmental outcomes (Evans, Li, & Whipple, 2013; Kraemer, Lowe, & Kupfer, 2005; Obradovic, Shaffer, & Masten, 2012; Pressman, Klebanov, & Brooks-Gunn, 2012; Sameroff, 2006). Furthermore, the developmental impacts of cumulative risk exposure are additive, indicating that the number of risk factors encountered rather than their particular composition is what matters. The specific cumulative risk index used herein was constructed to reflect both psychosocial and physical environmental risk exposures within the microsystem because both domains of the proximal environment contribute to children's development (Bronfenbrenner & Evans, 2000; Wachs & Gruen, 1982). Moreover, in prior work, this cumulative index of adverse physical and psychosocial exposures accounted for a significant portion of the covariance between childhood poverty and adverse developmental outcomes (Evans & Cassells, 2014; Evans & English, 2002; Evans & Kim, 2007, 2012).

We expand our prior work by investigating whether cumulative risk exposure can account for multiple methodological markers of psychological well-being development (i.e., behavior problems, learned helplessness, chronic physiological stress) and do so from age 9 through age 24. Moreover in additional sensitivity analyses, we disaggregate overall cumulative risk into separate domains of physical and psychosocial risk exposure to evaluate their respective contributions to the developmental course following exposure to early poverty. Lastly, we also evaluate two, additional mechanisms – maternal sensitivity and family social cohesion – to examine a broader array of potential underlying, explanatory processes that may provide further insights into how poverty influences psychological well-being over time.

In summary, the primary objectives of this study were: (a) to identify poverty-related developmental trajectories of multime-thodological measures of psychological well-being development from childhood to early adulthood, and (b) to examine whether these expected alterations in the course of psychological well-being development from childhood poverty could be explained, in part, by elevated cumulative risk exposure throughout ages 9 to 24. In addition, we conducted several sensitivity analyses to explore the robustness of our findings and to examine in more depth the hypothesized mediating mechanism of cumulative risk exposure as well as some alternative, underlying explanatory psychological processes.

Method

Participants

The study included 341 participants, ages 8 and 9 years old ($M = 9.2$ years, 49% female; 94% Caucasian) and their families who were recruited for a long-term program on childhood poverty, cumulative risk exposure, and well-being. Follow up data were collected at ages 13, 17, and 24. The families resided in rural areas in the Northeastern United States and were recruited from public schools, Co-Operative Extension, 4-H, and various anti-poverty programs including Headstart, WIC, Food Pantries, and both regional and federal housing assistance programs. Families were informed that the study was about how stress affects child development without specific reference to poverty. Parental informed consent and child assent were obtained at each wave until the participant reached 18 years of age, at which point informed participant consent was obtained.

Low-income families were over-sampled given the objective of this childhood poverty research program with approximately 45% of the sample from households at or below the federal poverty threshold of 1.0 income-to-needs. Income-to-needs is an annually adjusted per capita poverty index based upon the number of children and adults in the household. The other half of the sample was 2–4 times the federal poverty line, the income level of most American families. The mean income to needs ratio of the sample at Wave 1 was ($M = 1.67$, $SD = 1.10$). Among the parents of the children at this initial Wave, 7% reported high school dropout, 12% graduated from college, and 42% of 9-year-olds were living with a single parent. Income to needs was calculated at the time of recruitment (Wave 1). Utilizing a personally informed calendar (e.g., maternal birthdate, children's birthdates, important family holidays, major family transitions) the interviewer and the child's mother worked backwards in time from Wave 1 to the target child's birth to estimate exposure to poverty in 6-month blocks. The child's mother was queried about any changes in financial support (e.g., job change, entry or exit of maternal partner) in relation to the current (i.e., age 9) household income. When a change in finances occurred, she was asked about changes in the magnitude of income. Precise dollar figures were not queried, instead we ascertained whether income went up or down and whether this was a typical yearly increase or a larger raise or with parallel probes for income loss.

Procedure

All data were collected with a standardized protocol in the participant's residence by two experimenters working independently

with the child and the child's mother until Wave 4 when only the participant provided data.

Measures

Internalizing and externalizing

Internalizing and externalizing symptoms were collected at each wave. In Wave 1 the primary caregiver, and in Waves 2–4 the participant, rated whether specific behavioral symptoms described the participant (0 = not true – 2 very true). Internalizing symptoms included measures of depression (e.g., "I feel lonely") and anxiety (e.g., "I worry a lot"), while externalizing symptoms included the assessment of behavioral conduct problems (e.g., "I get into many fights"; "I am too impatient") (Achenbach, 1991; Achenbach & Rescorla, 2003; Rutter, Tizard, & Whitmore, 1970). These standardized measures of psychological well-being development have been widely used across heterogenous, sociodemographic samples with excellent psychometric properties. Indices of internal consistency (α) for these two subscales ranged from .64 to .91 across the four waves of data collection herein.

Learned helplessness

Helplessness was measured with a standard behavioral protocol at each wave consisting of age-appropriate puzzles (age 9: tracing lines connecting different animals without lifting the pencil or retracing over any line; age 13: reproducing with plastic pieces an illustration of a tangram; age 17: tracing over abstract, geometric line drawings without lifting pencil or retracing over any line; age 24: rearrange cars on a plastic base by slotting them into different spaces so that the target car could move from the starting point to the exit). Following a practice puzzle with feedback to ensure task comprehension, the participant was given a similar initial puzzle that, unbeknownst to her/him, was unsolvable. The participant was instructed to continue working on the puzzle until solved or until s/he felt unable to do so at which point s/he could move on to a second puzzle. The participant was informed that once they had moved on to the second puzzle, they could not return to the first one. All participants solved the second puzzle and were assured that the initial puzzle was difficult, and most persons could not solve it. Because the total amount of time allotted to solve the two puzzles varied across waves (10–15 min), the proportion of available time spent persisting on the initial puzzle was the index of learned helplessness. This helplessness protocol is associated with beliefs in personal control and mastery, experimental manipulations of control, as well as chronic exposure to uncontrollable stressors (Cohen, 1980; Evans & Stecker, 2004; Glass & Singer, 1972).

Allostatic load

Allostatic load is a composite index of chronic physiological stress consisting of cardiovascular, neuroendocrine, and metabolic biomarkers of bodily responses to chronic environmental demands. Resting diastolic and systolic blood pressure were measured with an automated blood pressure monitor (Dinamap Pro-100) while seated at rest and reading in a quiet room in the home with only one experimenter present. The means of readings 2–7 were incorporated into the allostatic load composite (Kamarck et al., 1992; Krantz & Falconer, 1995). Overnight urinary epinephrine and norepinephrine (Riggin & Kissinger, 1977) and cortisol (Contreras, Hane, & Tyrrell, 1986) with a creatinine control were analyzed. All voids from bedtime to morning were collected at home, kept on dry ice, and then in the morning immediately

transferred and stored at -80°C until assay. Body mass index (BMI) (kg/m^2) was assessed at each wave at home by the experimenter. For each biomarker at each wave, participants in the upper quartile of the distribution were scored a 1 and values below the upper quartile scored as 0. Allostatic load was the sum of these six binary values (0–6).

Cumulative risk

Cumulative risk exposure was calculated by exposure to three psychosocial (family turmoil, separation from family, exposure to violence) and three physical (crowding, noise, housing problems) risks at each wave of data collection. Exposure to psychosocial risk factors was assessed by maternal ratings on the Life Events and Circumstances Checklist (Work, Cowen, Parker, & Wyman, 1990) and participant's reports on the Adolescent Perceived Events Scale (Compas, 1997). At Wave 1 only mother reports were used; at Wave 4 only participant's; and at Waves 2 and 3 both maternal and participant reports were combined with an event counted once if mentioned by either source or both. Noise was assessed continuously with a decibel meter (Bruel & Kjaer, 2239A) in the home over a two-hour period. Residential crowding was indexed as people/room. Housing problems were measured on a standardized instrument consisting of trained raters' walk-through evaluations of structural problems and maintenance, cleanliness and clutter, physical hazards, and indoor climate conditions (Evans, Wells, Chan, & Saltzman, 2000). This standardized scale has been used globally with excellent psychometric properties. These three physical risk factors were calculated the same way at each wave of data collection. For each of the six risk factors at each wave of data collection, exposure in the upper quartile was designated equal to a value of 1 and remaining exposure levels designated as 0, yielding a cumulative risk exposure index ranging from 0–6 at each wave of data. This additive cumulative risk index is the most robust and psychometrically sound index of exposure to multiple risk factors (see Evans et al., 2013; Kraemer et al., 2005; Obradovic et al., 2012; Pressman et al., 2012; Sameroff, 2006 for detailed discussions about cumulative risk theory and measurement).

Results

Table 1 provides zero-order correlations. Data were missing completely at random, $\chi^2 = 149.78$, $p = .20$ thus multiple imputation of missing data was calculated (Little, 1988). To test whether the proportion of life spent in poverty from birth to late childhood predicted the slope of well-being indices from late childhood to adulthood, we ran a series of multilevel models in MPlus (Muthen & Muthen, 2011). Poverty was grand-mean centered, random slopes were generated for each participant, and gender was added as a covariate given its association with the outcome variables. There were no significant gender by poverty interactions for any of the growth curves. For each well-being index, wave of data collection (at ages 9, 13, 17, 24) was used to predict a growth curve for each participant. At Level 2, the slope of the well-being index was predicted by proportion of life spent in poverty from birth to age 9 (see Figures 1–4). This analysis allows us to assess the extent to which the change in well-being indices over time was associated with the amount of time an individual spent in poverty in early life.

Multilevel results show that the proportion of early life spent in poverty significantly predicts individual trajectories of multiple measures of psychological well-being over time. The

proportion of early childhood spent in poverty (birth to age 9) alters the trajectories for internalizing ($b = .02$, $\text{CI} = .01-.03$; $B = .15$), externalizing ($b = .04$, $\text{CI} = .03-.05$; $B = .35$), learned helplessness ($b = -.03$, $\text{CI} = -.04-.01$; $B = -.24$), and allostatic load ($b = .11$, $\text{CI} = .08-.20$; $B = .14$). See Table 2. Note that the continuous values of proportion of life in early childhood poverty were used in all inferential tests. The data are categorized as poor versus not poor in Figures 1–4 for descriptive purposes only with the growth curve analyses preserving the continuous variable of proportion of life in poverty from birth to age 9.

Finally, to test whether the slope of cumulative risk exposure over time mediated the association between early childhood poverty and the slope of the mental health indices, a series of indirect effects models were run in MPlus. At Level 1, the slope of cumulative risk exposure was added to the models by using wave of data collection (at ages 9, 13, 17, 24) to predict a growth curve for each participant. At Level 2, an indirect effect was defined by generating the interaction term between Path A (defined by regressing the slope of Cumulative Risk onto Poverty) and Path B (defined by regressing the slope of each mental health index onto the slope of Cumulative Risk).

As shown in Figure 5, early childhood poverty significantly predicted greater cumulative risk exposure over time, $b = .22$, $p < .001$, $\text{CI} = .16-.28$. As indicated in Table 2, the indirect effect of poverty through cumulative risk exposure significantly predicted the slope of externalizing and internalizing symptoms but not the slope of Learned Helplessness or Allostatic Load.

Sensitivity analyses

In order to examine both the robustness of our major findings as well as probe in more detail alternative mediating mechanisms, several additional analyses were conducted. Bonferroni corrections were applied to these post-hoc analyses.

The initial set of analyses focused on whether the childhood poverty influences on the four growth curves (Figures 1–4) uncovered in our primary analyses above reflect early in life poverty exposure or are a function of the accumulation of poverty exposure over time. Thus we repeated each of the four growth curves regressing the slope of the outcome variable onto the duration of poverty exposure from birth to Wave 1 (age 9) with gender as a covariate and added a second covariate, income to needs at Wave 4 (age 24). The results for externalizing, learned helplessness, and allostatic load remained unchanged with the duration of early childhood poverty significantly predicting the growth curves for externalizing, $b = .03$, $\text{CI} = .02-.04$; learned helplessness, $b = -.02$, $\text{CI} = -.04-.01$; allostatic load, $b = .13$, $\text{CI} = .07-.20$. The growth curve for internalizing symptoms no longer significantly followed from early childhood poverty, $b = .01$, $\text{CI} = -.01-.02$ when income to needs at Wave 4 was included in the model.

The second and third sets of sensitivity analyses examined alternative mediating mechanisms to account for the significant link between early poverty exposure and subsequent changes in psychological well-being from age 9 to age 24. We subdivided the original cumulative risk measure into two risk domains reflecting psychosocial cumulative risks (i.e., family turmoil, separation from family, and violence) and physical cumulative risk (i.e., crowding, residential noise, and housing quality), respectively. We used the same criteria for risk designation as described in the Method section risk designation. We then ran growth curve analyses regressing the slopes for each outcome variable on to the duration of poverty from birth to Wave 1 with the addition of one

Table 1. Intercorrelations for all study variables

Wave	1. Poverty Birth – W1	2. Cumulative risk				3. Externalizing				4. Internalizing				5. Learned helplessness				6. Allostatic load				
		W1	W2	W3	W4	W1	W2	W3	W4	W1	W2	W3	W4	W1	W2	W3	W4	W1	W2	W3	W4	
Birth - W1	1																					
W1	.43**	1																				
W2	.39**	.52**	1																			
W3	.22**	.36**	.36**	1																		
W4	.16**	.20**	.25**	.23**	1																	
W1	.27**	.33**	.27**	.18**	.12*	1																
W2	.29**	.25**	.34**	.28**	.21**	.29**	1															
W3	.27**	.25**	.30**	.23**	.27**	.27**	.55**	1														
W4	.10	.09	.08	.10	.18**	.08	.25**	.44**	1													
W1	.07	.09	.18**	.11*	.09	.24**	.07	.13*	.13*	1												
W2	.19**	.10	.17**	.12*	.04	.09	.60**	.24**	.15**	.11*	1											
W3	.05	.05	.09	.19**	.14*	.05	.29**	.53**	.25**	.16**	.29**	1										
W4	.05	-.02	.04	.12*	.12*	.01	.27**	.31**	.54**	.14**	.24**	.47**	1									
W1	-.11	-.11*	-.03	-.05	-.05	-.05	-.19**	-.07	.04	.08	-.08	.03	.08	1								
W2	-.04	-.10	-.17**	-.07	-.07	.03	-.10	-.13*	-.10	-.03	-.08	.01	-.05	.06	1							
W3	-.30**	-.19**	-.22**	-.18**	-.10	-.11	-.19**	-.23**	-.11*	.13*	-.05	-.01	-.02	.14**	.17**	1						
W4	-.04	-.10	-.03	.05	-.02	-.10	-.09	-.17**	-.12*	.11*	-.10	-.08	-.02	.12*	.10	.30**	1					
W1	.09	.03	.09	.04	-.01	.01	.12*	.09	-.01	-.06	.15**	.04	.01	-.03	-.15**	-.01	.01	1				
W2	.18**	.13*	.18**	.08	.01	.03	.13*	.11*	-.03	-.07	.11*	.05	.01	-.02	-.20**	-.10	-.02	.68**	1			
W3	.17**	.15**	.13*	-.01	.05	.05	.14*	.10	-.02	-.08	.08	-.01	-.01	-.09	-.17**	-.08	-.10	.50**	.74**	1		
W4	.23**	.11*	.14**	-.03	.02	.03	.14*	.07	.01	-.01	.03	-.08	-.01	-.09	-.20**	-.12*	-.07	.33**	.49**	.65**	1	

Note. 1: Poverty, 2: Cumulative risk, 3: Externalizing, 4: Internalizing, 5: Learned helplessness; 6: Allostatic load. W1, W2, W3, W4 equals waves of data collection at ages 9, 13, 17, and 24 years.

* $p < .05$, ** $p < .01$.

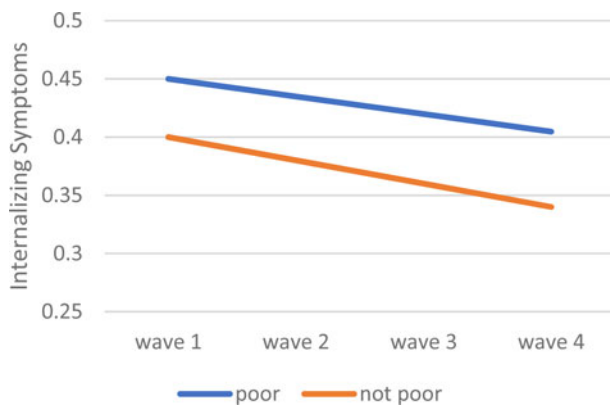


Figure 1. Slope of internalizing symptoms over time for poor and not poor early childhood participants.

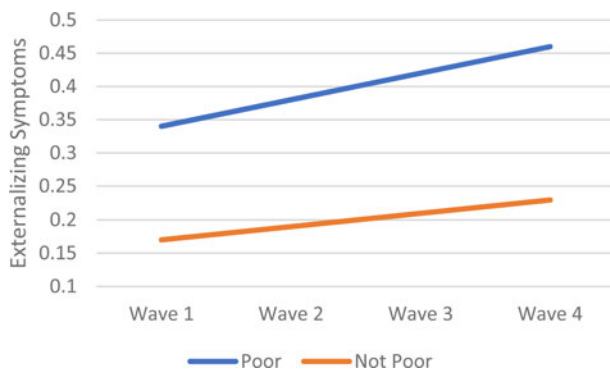


Figure 2. Slope of externalizing symptoms over time for poor and not poor early childhood participants.

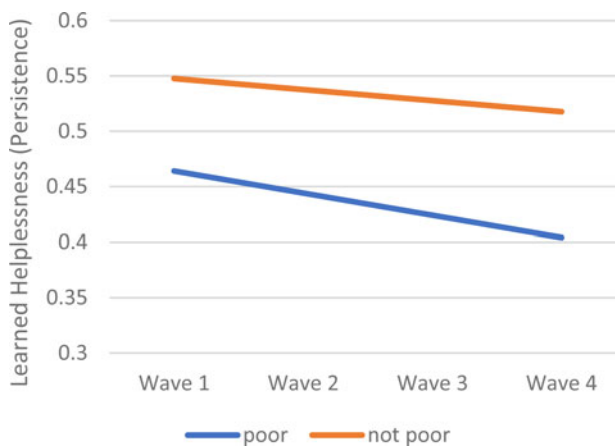


Figure 3. Slope of learned helplessness over time for poor and not poor early childhood participants.

of these two, domain-specific cumulative risk indices. We found that the slope of cumulative psychosocial risk exposures mediated maturation in externalizing symptoms, indirect effect $b = .02$, $CI = .01-.03$. No other indirect effects were significant.

The final set of sensitivity analyses explored two, alternative mediating mechanisms. We do not have data on any of these

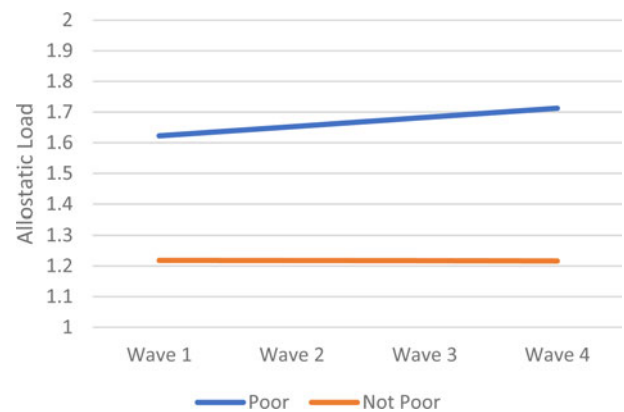


Figure 4. Slope of allostatic load over time for poor and not poor early childhood participants.

mediating mechanisms for Wave 4 so growth curves for Waves 1–3 are examined to see if either of them mediate the developmental outcomes of childhood poverty on each of the four developmental trajectories (i.e., internalizing symptoms, externalizing symptoms, learned helplessness, chronic physiological stress). The first alternative mediator was maternal sensitivity assessed by maternal descriptions of responsiveness (0 = *Never* to 4 = *Very often*) to the child's needs (e.g. "When [target child] is worried or upset about something, I let her/him know we can talk about it"; "When [target child] wants to talk with me, I find the time"). The second mediator examined was social cohesion in the family assessed from the Moos Family Climate Scales (Moos & Moos, 2009). Two sample items are "Family members really help and support one another" and "There is a feeling of togetherness in our family". These are scores as 0|1 (True or False). Each of these mediators was examined for the four outcomes. None of these alternative mediational growth curve analyses yielded a significant indirect effect.

Discussion

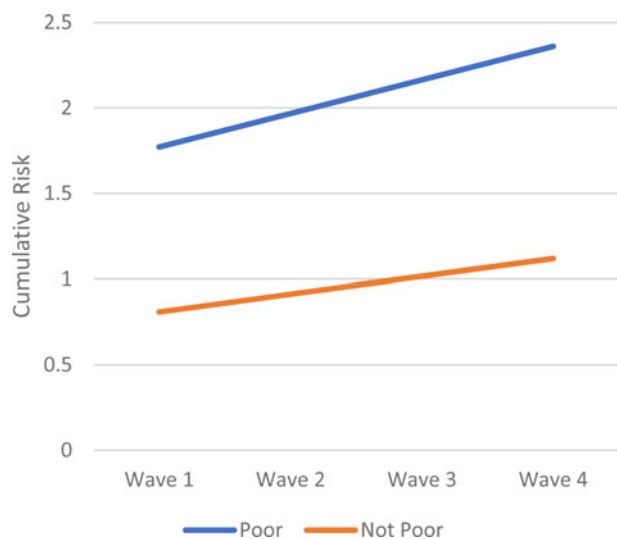
Growing up in a low-income household is related to multimethodological indicators of psychological well-being trajectories age 9 to 24. The more marked increases in externalizing symptom (e.g., aggression, conflict) trajectories in relation to early poverty relative to more modest changes in internalizing (e.g., depression, anxiety) trajectories match the preponderance of prior evidence indicating stronger and more consistent externalizing correlates of poverty among children and adolescents (Bradley & Corwyn, 2002; Grant et al., 2003; McLoyd, 1998; Wadsworth et al., 2016). The relation between the proportion of life in early poverty and maturational patterns of psychological well-being development are robust in several respects. First, we show that the accumulation of poverty exposure from birth to age 9 is significantly related to self-reported behavioral problems, a task measure of learned helplessness, and to chronic physiological stress. Furthermore, for three of the four developmental trajectories (externalizing symptoms, learned helplessness, and chronic physiological stress), these early childhood effects are independent of income levels as an adult.

The present findings contribute to the poverty and psychological well-being development literature in several ways. First, we show that maturational patterns of psychological well-being

Table 2. Total, direct, and indirect path loadings for mediation models

Predictors	Externalizing	Internalizing	Learned helplessness	Allostatic load
Poverty – Total (c path)	$b = .04^{***}$ CI = .03, .05	$b = .02^*$ CI = .01, .03	$b = -.03^{***}$ CI = -.04, -.01	$b = .14^{***}$ CI = .08, .20
Poverty – Direct (c' path)	$b = .01$ CI = -.01, .03	$b < .01$ CI = -.02, .02	$b = -.03^*$ CI = -.04, -.01	$b = .13^{***}$ CI = .05, .22
Indirect effect	$b = .03^{***}$ CI = .01, .04	$b = .02^*$ CI = .01, .03	$b < .01$ CI = -.02, .01	$b < .01$ CI = -.12, .07

Note. * $p < .05$, ** $p < .01$, *** $p < .001$.

**Figure 5.** Slope of cumulative risk over time for poor and not poor early childhood participants.

throughout childhood and into adulthood are related to childhood poverty exposure. Second, we supplement symptom rating scales with an overt, behavioral measure of learned helplessness, and with a composite index of chronic physiological stress (allostatic load). Few studies have examined the link between childhood disadvantage and learned helplessness (Brown, 2009; Brown et al., 2016; Evans & Cassells, 2017; Evans & English, 2002), and this is the only study to show that maturational shifts in persistence to solve challenging puzzles are compromised by childhood poverty. A critical but understudied aspect of the etiology of physical and mental well-being concomitants of childhood poverty is learned helplessness. Both the volume and uncontrollability of environmental challenges facing low-income families may undermine a sense of competency and self-efficacy. We also extend previous work showing linkages between childhood disadvantage and elevated allostatic load (Brody et al., 2013, 2014; Evans & Kim, 2012; Evans & Schamberg, 2009; Milligan et al., 1995; Rainisch & Upchurch, 2013; Worthman & Panter-Brick, 2008) by providing, for the first time, growth curve analyses of these effects. Consistent with prior point estimates of allostatic load and childhood disadvantage, we show that the degree of elevation in allostatic load over time is accelerated among those who spent longer durations of early childhood in poverty.

Whereas the amount of data demonstrating linkages between childhood poverty and elevated behavioral problems is large, less is known about the mechanisms underlying the robust

evidence on this relation (Bradley & Corwyn, 2002; Grant et al., 2003; McLoyd, 1998; Wadsworth et al., 2016). As such, our third contribution is demonstrating that changes in exposure to cumulative risk factors accompanying poverty convey some of its impacts on internalizing and externalizing symptoms throughout the life course. Unfortunately, disadvantaged children and their caregivers face a plethora of suboptimal environmental conditions such as substandard housing, crowding, and noise along with more strains in their social environments including family turmoil, violence, and separation from primary caregivers (Evans, 2004; McEwen & McEwen, 2017; Repetti et al., 2002; Taylor et al., 1997). We show that the degree of convergence of such risk exposures over time impacts behavior problem trajectories, and that these effects help account for the robust behavior problem sequelae of childhood poverty.

It is important to note, however, that these significant growth curve mediational findings for cumulative risk exposure do not extend to learned helplessness behaviors or to chronic physiological stress. Helplessness is particularly sensitive to the degree of controllability in risk exposures which our index of cumulative risk exposure may not capture well. Rather than the intensity of risk exposure, the degree of controllability or mastery over the risk may be more critical for learned helplessness (Cohen, 1980; Glass & Singer, 1972; Peterson, Maier, & Seligman, 1993). In future work it would be valuable to assess both the intensity of risk exposure as well as individual's assessments of the degree of controllability over the risk exposure. This is particularly relevant to poverty given the high degree of instability that pervades the lives of many low-income children. Disadvantaged children are much more likely to face residential relocations, nonnormative changes in schools, and alterations in the composition of their households (Evans, Eckenrode, & Marcynyszyn, 2010). Not only is instability stressful, it may also erode various resources such as social support.

Prior research, primarily cross-sectional, suggests that cumulative risk exposure can help account for some of the ill effects of early childhood poverty on health and well-being (Evans & Kim, 2010). We extend and strengthen that work by showing that not only is cumulative risk exposure one of the pathways that appears to explain why childhood poverty leads to elevated behavior problems, but also that trajectories of cumulative risk exposure remain elevated throughout childhood at least until early adulthood for those growing up in poverty. We also show that these trajectories account for some of the variability in behavioral problem trajectories over time. Schoon et al. (2003) also found evidence in the UK Millennium birth cohort that higher levels of exposure to risk factors over time partly accounted for the ill effects of poverty on behavior problems throughout childhood, adolescence, and adulthood. However, her risk exposure metric was different than the cumulative risk index herein. We

show that the amount of exposure to high levels of physical (crowding, noise, housing problems) and psychosocial (violence, family turmoil, separation from family) risks partially mediates internalizing and externalizing sequelae of childhood poverty. Schoon found that parental occupational status, material conditions, and receipt of social welfare conveyed much of the adverse impacts of poverty on mental health over time.

With additional sensitivity analyses, we also provide information about the nature of the cumulative risk metric. We find that disaggregating the cumulative risk metric into two respective domains of psychosocial risk factors (family turmoil, separation from family, violence) and physical risk factors (housing problems, noise, crowding) in general has little or no mediating impacts. Of the eight mediational analyses (two mediator domains: psychosocial, physical by four growth curves), only one of the specific risk domain analyses (psychosocial risks and externalizing symptoms) yielded a significant, indirect effect. In addition, this indirect effect is smaller than that found for the full psychosocial and physical cumulative risk index.

Finally, we tested the viability of two alternative, mediational constructs in addition to cumulative risk exposure to account for the impacts of early childhood disadvantage on psychological well-being developmental trajectories. The first alternative mediating construct, maternal sensitivity, did not mediate any of the growth curves. This negative finding contradicts a large literature indicating that insensitive and harsh parenting is a viable, underlying pathway that helps explain why early disadvantage leads to adverse developmental outcomes (Conger & Donnellan, 2007; Grant et al., 2003; Repetti et al., 2002). One reason for this non-replication might be our extension of prior work on behavioral problems to also include a behavioral index of learned helplessness and a composite, biomarker (allostatic load) of chronic physiological stress. However, this does not explain the lack of replication for maternal sensitivity mediating behavioral problems which both the Conger and Donnellan (2007) and Grant et al. (2003) reviews reveal is a robust phenomenon. A second reason for the non-replication could be that in most of the studies that reveal the poverty → parenting → behavior problems pathway, both insensitivity and harshness are included together in the mediating variable construct. We did not do this, assessing only maternal sensitivity. A third explanation could be that we are testing mediation of behavioral problems growth curves. The prior studies have been restricted to concurrent or prospective, point estimates of behavioral problems in relation to childhood disadvantage rather than examination of developmental trajectories. Nonetheless, the lack of replication for maternal sensitivity as an underlying explanation for the ill effects of early disadvantage on multiple indicators of child development calls for further examination of the boundary conditions for this underlying mechanism. This would seem especially important in consideration of the ability of maternal sensitivity to account for developmental trajectories of psychological well-being development. We also explored the potential mediating effects of social cohesion within the family on psychological well-being development over time. We uncovered no evidence for this alternative mediating mechanism.

Although the present study makes several contributions to what we know about childhood poverty, human development, and psychopathology, like most research on social factors and health and well-being, the design is nonexperimental and thus subject to alternative causal explanations. It is worth noting, however, that recent reviews of the few experimental studies of childhood poverty (e.g., Earned Income Tax Credit or Conditional

Cash Transfer programs, respectively which provide income supplements to poor families, plus several adoption studies) find consistent, converging evidence with abundant correlational data on the ill effects of poverty on children's cognitive and psychological well-being development (Adler, Bush, & Pantell, 2012; Cooper & Stewart, 2013, 2017; National Academy of Sciences, 2019).

Some additional limitations also stem from the design of the study. The inter-wave intervals are longer than ideal, thus precluding our ability to capture a more fine-grained description of development trajectories. Similarly, by defining poverty exposure from birth to age 9, we lose the ability to examine precise developmental timing of poverty exposure, particularly during the early childhood period. Ideally, we should have initiated data collection at an earlier age and done it more often. However given the strong covariation in income over time, particularly common in rural samples such as this one, the challenge of multicollinearity renders such analyses challenging. We can say with confidence that the duration of childhood exposure to poverty appears to affect the developmental trajectories of several, multimethodological indicators of psychological well-being development. As noted in a sensitivity analysis above, incorporating a statistical control for concurrent income at Wave 4 (age 24) did not alter the conclusions, with the exception of internalizing symptoms. For this developmental trajectory which is more weakly linked to childhood poverty herein and in many other studies (Bradley & Corwyn, 2002; Grant et al., 2003; McLoyd, 1998; Wadsworth et al., 2016), inclusion of a statistical control for adult income diminishes the effects of early childhood disadvantage.

In addition to strengthening the research design, some additional questions and issues raised by these findings emerge. First, it is unlikely that any one mediating process such as cumulative risk exposure, parenting quality, or child investments alone is likely to transmit all or even most of the covariation between such a complex, powerful factor as childhood disadvantage and developmental outcomes. Nor should we necessarily expect that the same mechanism would operate similarly for different developmental domains (Cicchetti & Rogosch, 1996). Our data in fact support the latter point given that cumulative risk exposure does provide some explanatory power for behavioral problems but not for learned helplessness or chronic physiological stress. The latter finding is particularly surprising given prior findings from earlier waves of the present research program showing both cross sectionally and in a prospective, longitudinal design that early poverty's positive correlations with allostatic load were mediated by cumulative risk exposure (Evans & English, 2002; Evans & Kim, 2012). One important difference between the current and former studies is our use herein of developmental trajectories. In Sensitivity Analyses above we provide some additional exploratory analyses to examine other potential, underlying mediating mechanisms. Current scientific thinking and analysis of underlying explanatory processes to explain main effects is moving towards more nuanced evaluations of multiple mediating factors. This perspective needs to be applied to poverty research where there is a dearth of such analyses (Hackman, Gallop, Evans, & Farah, 2015). Another shortcoming of the present paper is inattention to potential moderators of the various mediational pathways that might help explain why early disadvantage sets children on compromised developmental trajectories. For instance temperament which has well documented interactions with self-regulatory skills (Blair, 2019; Carlson, Zelazo, & Faja, 2013; Muller & Kerns, 2015) and with life circumstances (Belsky & Pluess, 2007; Ellis & Boyce, 2008), along with control-

related beliefs such as self-efficacy or mastery that interact with stressor exposure (Averill, 1973; Cohen, Evans, Krantz, & Stokols, 1986), are prime candidates worthy of inclusion in work on childhood disadvantage and human development.

Another topic warranting further exploration is whether the relations among childhood disadvantage, behavioral problems, learned helplessness, and chronic physiological stress can be unpacked. For instance in a previous paper, Evans and Schamberg (2009) showed that childhood poverty's inverse relationship with working memory was explained, in part, by elevated, chronic physiological stress (allostatic load). For behavioral problems one might examine, for instance, whether internalizing or externalizing sequelae of childhood poverty are accounted for by learned helplessness. Parallel to this one could explore whether chronic physiological stress helps explain the link between childhood poverty and learned helplessness. It would also have been valuable to incorporate measures of cognitive development such as verbal and analytic skills along with executive functioning into this research program over time. We have no measures of cognitive achievement but did show in cross-sectional data that early poverty was associated with decrements in children's delay of gratification at age 9 (Evans & English, 2002) and adolescent working memory at age 17 (Evans & Schamberg, 2009). Unfortunately, we did not collect executive functioning data throughout this research program. Given what we now know about childhood socioeconomic status (SES) and executive functioning (Blair, 2019; Lawson, Hook, & Farah, 2018), in hindsight inclusion of these measures over time would have been especially valuable.

Childhood poverty is inimical to human development. Not only the levels but the form of developmental trajectories of children, youth, and young adults are altered in ways that do not bode well for the long-term physical and psychological well-being of individuals growing up in disadvantaged families. Some of these impacts, particularly for depression, anxiety, and behavioral conduct problems, appear to be conveyed, in part, by exposure to greater levels of cumulative risk throughout life. Unfortunately, the plethora of risk exposure beginning in childhood for poor families continues to take a toll on trajectories of behavioral problems of their children throughout life.

Acknowledgments. We are grateful to the families who have been participating in this research for two decades. We thank Shoshana Aleinikoff, Daniel Bartholomew, Jana Cooperman, Kim English, Missy Globerman, Matt Kleinman, Rebecca Kurland, Melissa Medoway, Tina Merlees, Chanelle Richards, Adam Rohksar, Amy Scheier, and Kyle Sherman-Wilkins for assistance with data collection.

Funding Statement. This research was supported by the W.T. Grant Foundation, the John D. and Catherine T. Mac Arthur Foundation Network on Socioeconomic Status and Health, and National Institute for Minority Health and Health Disparities Grant 5RC2MD00467.

Conflict of Interest. None

References

- Achenbach, T. M. (1991). *Manual for the youth self report*. Burlington, VT: University of Vermont.
- Achenbach, T. M., & Rescorla, L. A. (2003). *Manual for the ASEBA adult forms and profiles*. Burlington, VT: University of Vermont.
- Adler, N. E., Bush, N. R., & Pantell, M. S. (2012). Rigor, vigor, and the study of health disparities. *Proceedings of the National Academy of Sciences*, *109*, 17154–17159. doi:10.1073/pnas.1121399109
- Averill, J. R. (1973). Personal control over aversive stimuli and its relationship to stress. *Psychological Bulletin*, *80*, 286–303. doi:10.1037/h0034845
- Belsky, J., & Pluess, M. (2007). Beyond diathesis stress: Differential susceptibility to environmental influences. *Psychological Bulletin*, *135*, 885–908. doi:10.1037/a0017376
- Blair, C. (2019). Developmental science and executive function. *Current Directions in Psychological Science*, *25*, 3–7. doi:10.1177/0963721415622634
- Bolger, K. E., Patterson, C. J., Thompson, W. W., & Kupersmidt, J. B. (1995). Psychosocial adjustment among children experiencing persistent and intermittent family economic hardship. *Child Development*, *66*, 1107–1129. doi:10.2307/1131802
- Bradley, R. H., & Corwyn, R. (2002). Socioeconomic status and child development. *Annual Review of Psychology*, *53*, 371–399. doi:10.1146/annurev.psych.53.100901.135233
- Bradley, R. H., & Corwyn, R. (2003). Age and ethnic variations in family process mediators of SES. In M. H. Bornstein & R. H. Bradley (Eds.), *Monographs in parenting series: Socioeconomic status, parenting, and child development* (pp. 161–188). Mahwah, NJ: Erlbaum.
- Brody, G. W., Lei, M. K., Chen, E., & Miller, G. E. (2014). Neighborhood poverty and allostatic Load in African American youth. *Pediatrics*, *134*, e1362–e1368. doi:10.1542/peds.2014-1395
- Brody, G. H., Yu, T., Chen, Y. F., Kogan, S. M., et al. (2013). Cumulative socioeconomic status risk, allostatic load, and adjustment: A prospective latent profile analysis with contextual and genetic protective factors. *Developmental Psychology*, *49*, 913–927. doi:10.1037/a0028847
- Bronfenbrenner, U., & Evans, G. W. (2000). Developmental science in the 21st century: Emerging theoretical models, research designs, and empirical findings. *Social Development*, *9*, 115–125. doi:10.1111/1467-9507.00114
- Brown, E. D. (2009). Persistence in the face of academic challenge for economically disadvantaged children. *Journal of Early Child Research*, *7*, 173–184. doi:10.1177/1476718X09102650
- Brown, E. D., Seyler, M., Knorr, A. M., Garnett, M. L., & Laurenceau, J. P. (2016). Daily poverty-related stress and parents' efforts to help children cope: Associations with child learned helplessness. *Journal of Family Relations*, *65*, 591–602. doi:10.1111/fare.12217
- Carlson, S. M., Zelazo, P. D., & Faja, S. (2013). Executive function. In P. D. Zelazo (Ed.), *The Oxford handbook of developmental psychology* (pp. 706–743). New York: Oxford University Press.
- Cicchetti, D., & Rogosch, F. A. (1996). Equifinality and multifinality in developmental psychopathology. *Development and Psychopathology*, *8*, 597–600. doi:10.1017/S0954579400007318
- Cohen, S. (1980). Aftereffects of stress on human performance and social behaviors: A review of research and theory. *Psychological Bulletin*, *88*, 82–108. doi:10.1037/0033-2909.88.1.82
- Cohen, S., Evans, G. W., Krantz, D. S., & Stokols, D. (1986). *Behavior, health, and environmental stress*. New York: Plenum.
- Compas, B. E. (1997). *Responses to stress questionnaire*. Burlington, VT: University of Vermont.
- Conger, R. D., & Donnellan, M. B. (2007). An interactionist perspective on the socioeconomic context of human development. *Annual Review of Psychology*, *58*, 175–199. doi:10.1146/annurev.psych.58.110405.085551
- Contreras, L. N., Hane, S., & Tyrrell, J. B. (1986). Urinary cortisol in the assessment of pituitary adrenal function: Utility of 24-hour spot determinations. *Journal of Clinical Endocrinological Metabolism*, *62*, 965–969. doi:10.1210/jcem-62-5-965
- Cooper, K., & Stewart, K. (2013). *Does money affect children's outcomes: A systematic review*. York, UK: Joseph Roundtree Foundation. <http://eprints.lse.ac.uk/54435/7/CASEREport80.pdf>
- Cooper, K., & Stewart, K. (2017). *Does money affect children's outcomes: An update*. York, UK: Joseph Roundtree Foundation. http://www.fsk.it/attach/Content/News/6367/o/news_170725_2.pdf
- Dubow, E. F., & Ippolito, M. F. (1994). Effects of poverty and quality of the home environment on changes in the academic and behavioral adjustment of elementary school-age children. *Journal of Clinical Child Psychology*, *23*, 401–412. doi:10.1207/s15374424jccp2304_6
- Ellis, B. J., & Boyce, W. T. (2008). Biological sensitivity to context. *Current Directions in Psychological Science*, *17*, 183–187. doi:10.1111/j.1467-8721.2008.00571.x

- Evans, G. W. (2004). The environment of childhood poverty. *American Psychologist*, 59, 77–92. doi:10.1037/0003-066X.59.2.77
- Evans, G. W., & Cassells, R. C. (2014). Childhood poverty, cumulative risk exposure, and mental health in emerging adults. *Clinical Psychological Science*, 2, 287–296. doi:10.1177/2167702613501496
- Evans, G. W., Eckenrode, J., & Marcynyszyn, L. A. (2010). Poverty and chaos. In G. W. Evans & T. D. Wachs (Eds.), *Chaos and its influence on children's development: An ecological perspective* (pp. 225–238). Washington, DC: American Psychological Association.
- Evans, G. W., & English, K. (2002). The environment of childhood poverty: Multiple stressor exposure, psychophysiological stress, and psychological well-being adjustment. *Child Development*, 73, 1238–1248. doi:10.1111/1467-8624.00469
- Evans, G. W., & Kim, P. (2007). Childhood poverty and health: Cumulative risk exposure and stress dysregulation. *Psychological Science*, 18, 953–957. doi:10.1111/j.1467-9280.2007.02008.x
- Evans, G. W., & Kim, P. (2010). Multiple risk exposure as a potential explanatory mechanism for the socioeconomic status–health gradient. *Annals of the New York Academy of Sciences*, 1186, 174–189. doi:10.1111/j.1749-6632.2009.05336.x
- Evans, G. W., & Kim, P. (2012). Childhood poverty and young adult allostatic load: The mediating role of cumulative risk exposure. *Psychological Science*, 23, 979–983. doi:10.1177/0956797612441218
- Evans, G. W., Li, D., & Whipple, S. S. (2013). Cumulative risk and child development. *Psychological Bulletin*, 139, 1342–1396. doi:10.1037/a0031808
- Evans, G. W., & Schamberg, M. A. (2009). Childhood poverty, chronic stress, and adult working memory. *Proceedings of the National Academy of Sciences*, 106, 6545–6549. doi:10.1073/pnas.0811910106
- Evans, G. W., & Stecker, R. (2004). The motivational consequences of environmental stress. *Journal of Environmental Psychology*, 24, 143–165. doi:10.1016/S0272-4944(03)00076-8
- Evans, G. W., Wells, N. M., Chan, E., & Saltzman, H. (2000). Housing and mental health. *Journal of Consulting and Clinical Psychology*, 68, 526–530. doi:10.1037/0022-006X.68.3.526
- Ganzel, B. L., Morris, P. A., & Wethington, E. (2010). Allostasis and the human brain: Integrating models of stress from the social and life sciences. *Psychological Review*, 117, 134–174.
- Glass, D. C., & Singer, J. E. (1972). *Urban stress*. New York: Academic.
- Grant, K. E., Compas, B. E., Stuhlmacher, A. F., Thurm, A. E., McMahon, S. D., & Halpert, J. A. (2003). Stressors and child and adolescent psychopathology: Moving from markers to mechanisms of risk. *Psychological Bulletin*, 129, 447–466. doi:10.1037/0033-2909.129.3.447
- Hackman, D. H., Gallop, R., Evans, G. W., & Farah, M. J. (2015). Socioeconomic status and executive function: Developmental trajectories and mediation. *Developmental Science*, 18, 686–702. doi:10.1111/desc.12246
- Juster, R. P., McEwen, B. S., & Lupien, S. J. (2010). Allostatic load biomarkers of chronic stress and impact on health and cognition. *Neuroscience and Biobehavioral Reviews*, 35, 2–16.
- Kamarck, T., Jennings, R., Debski, T., Glicksman-Weis, E., Johnson, P., Eddy, M., ... Manuck, S. (1992). Reliable measures of behaviorally evoked cardiovascular reactivity from a PC-based test battery. *Psychophysiology*, 29, 17–28. doi:10.1111/j.1469-8986.1992.tb02006.x
- Keiley, M. K., Bates, J. E., Dodge, K. A., & Pettit, G. S. (2000). A cross-domain growth analysis: Externalizing and internalizing behaviors during 8 years of childhood. *Journal of Abnormal Child Psychology*, 28, 161–179. doi:10.1023/A:1005122814723
- Kim, P., Evans, G. W., Chen, E., Miller, G. E., & Seeman, T. E. (2018). How socioeconomic disadvantages get under the skin and into the brain across the lifespan. In N. Halfon, R. Lerner, & E. Faustman (Eds.), *The handbook of life course health development* (pp. 463–497). New York: Springer.
- Kraemer, H. C., Lowe, K. K., & Kupfer, D. J. (2005). *To your health*. New York: Oxford.
- Krantz, D. S., & Falconer, J. (1995). Measurement of cardiovascular responses. In S. Cohen, R. C. Kessler & L. Gordon (Eds.), *Measuring stress* (pp. 193–212). New York: Oxford.
- Lawson, G. M., Hook, C. J., & Farah, M. J. (2018). A meta-analysis of the relationship between socioeconomic status and executive function performance among children. *Developmental Science*, 21, e12529. doi:10.1111/desc.12529
- Little, R. J. A. (1988). A test of missing completely at random for multivariate data with missing values. *Journal of the American Statistical Association*, 83, 1198–1202. doi:10.1080/01621459.1988.10478722
- McEwen, B. S. (1998). Protective and damaging effects of stress mediators. *New England Journal of Medicine*, 338, 171–179.
- McEwen, B. W., & Gianaros, P. J. (2010). Central role of the brain in stress and adaptation: Links to socioeconomic status, health, and disease. *Annals of the New York Academy of Sciences*, 1186, 190–222.
- McEwen, C. A., & McEwen, B. S. (2017). Social structure, adversity, toxic stress, and intergenerational poverty: An early childhood model. *Annual Review of Sociology*, 43, 445–472. doi:10.1146/annurev-soc-060116-053252
- McLaughlin, K. A., Breslau, J., Green, J. G., Lakoma, M. D., Sampson, N. A., Zaslavsky, A. M., & Kessler, R. C. (2011). Childhood socio-economic status and the onset, persistence, and severity of DSM-IV mental disorders in a US national sample. *Social Science & Medicine*, 73, 1088–1096. doi:10.1016/j.socscimed.2011.06.011
- McLeod, J. S., & Shanahan, S. (1996). Trajectories of poverty and children's mental health. *Journal of Health and Social Behavior*, 37, 207–220. doi:10.2307/2137292
- McLoyd, V. C. (1998). Socioeconomic disadvantage and child development. *American Psychologist*, 53, 185–204. doi:10.1037/0003-066X.53.2.185
- Melchior, M., Chastang, J. F., Walburg, V., Arseneault, L., Galera, C., & Fombonne, E. (2010). Family income and youths' symptoms of depression and anxiety: A longitudinal study of the French GAZEL youth cohort. *Depression and Anxiety*, 27, 1095–1103. doi:10.1002/da.20761
- Miller, G. E., & Chen, E. (2013). The biological residue of childhood poverty. *Child Development Perspectives*, 7, 67–73.
- Milligan, R. A., Thompson, C., Vandongen, R., Beilin, L. J., & Burke, V. (1995). Clustering of cardiovascular risk factors in Australian adolescent: Association with dietary excesses and deficiencies. *Journal of Cardiovascular Risk*, 2, 515–523. doi:10.1097/00043798-199512000-00006
- Moos, R. H., & Moos, B. S. (2009). *Family environment scale*. Menlo Park, CA: Mind Garden.
- Muller, U., & Kerns, K. (2015). The development of executive function. In R. M. Lerner (Ed.), *The handbook of child psychology and developmental science* (7th ed., Vol. 2. pp. 1–53). New York: Wiley.
- Muthen, L. K., & Muthen, B. O. (2011). *Mplus user's guide*. Los Angeles: Muthen & Muthen.
- Najman, J. M., Hayatbakhsh, M. R., Clavarino, A., Bor, W., O'Callaghan, M. J., & Williams, G. M. (2010). Family poverty over the early life course and recurrent adolescent and young adult anxiety and depression: A longitudinal study. *American Journal of Public Health*, 100, 1719–1723. doi:10.2105/AJPH.2009.180943
- National Academy of Sciences. (2019). *A roadmap to reducing child poverty*. Washington, DC: National Academy Press.
- National Center for Children in Poverty. (2018). *Basic facts about low-income children*. New York: National Center for Children in Poverty, Columbia University.
- Obradovic, J., Shaffer, J. A., & Masten, A. S. (2012). Risk and adversity in developmental psychopathology: Progress and future directions. In L. C. Mayes & M. Lewis (Eds.), *The Cambridge handbook of environment in human development* (pp. 35–57). New York: Cambridge.
- Peterson, C., Maier, R., & Seligman, M. E. P. (1993). *Learned helplessness*. New York: Oxford.
- Pressman, A. W., Klebanov, P. K., & Brooks-Gunn, J. (2012). New approaches to the notion of environmental risk. In L. C. Mayes & M. Lewis (Eds.), *The Cambridge handbook of environment in human development* (pp. 152–172). New York: Cambridge.
- Rainisch, B. K., & Upchurch, D. M. (2013). Sociodemographic correlates of allostatic load among a national sample of adolescents: Findings from the National Health and Nutrition Examination Survey, 1999–2008. *Journal of Adolescent Health*, 53, 506–511. doi:10.1016/j.jadohealth.2013.04.020
- Repetti, R. L., Taylor, S. E., & Seeman, T. E. (2002). Risky families: Family social environments and the mental and physical health of offspring. *Psychological Bulletin*, 128, 330–366. doi:10.1037/0033-2909.128.2.330
- Riggan, R., & Kissinger, P. (1977). Determination of catecholamines in urine by reverse phase liquid chromatography with electrochemical detection. *Analytic Chemistry*, 49, 2109–2111. doi:10.1021/ac50021a052

- Rutter, M. L., Tizard, J., & Whitmore, K. (1970). *Education, health, and behavior*. London: Longman.
- Sacker, A., Schoon, I., & Bartley, M. (2002). Social inequality in educational achievement and psychological adjustment throughout childhood: Magnitude and mechanisms. *Social Science & Medicine*, *55*, 863–880. doi:10.1016/S0277-9536(01)00228-3
- Sameroff, A. J. (2006). Identifying risk and protective factors for health development. In A. Clarke-Stewart & J. Dunn J (Eds.), *Families count* (pp. 53–76). New York: Cambridge.
- Schoon, I., Sacker, A., & Bartley, M. (2003). Socio-economic adversity and psychosocial adjustment: A developmental-contextual perspective. *Social Science & Medicine*, *57*, 1001–1015. doi:10.1016/S0277-9536(02)00475-6
- Seeman, T. E., Epel, E., Gruenewald, T., Karlamangla, A., & McEwen, B. S. (2010). Socio-economic differentials in peripheral biology: Cumulative allostatic load. *Annals of the New York Academy of Sciences*, *1186*, 223–239.
- Seeman, T. E., & McEwen, B. S. (1996). Impact of social environmental characteristics on neuroendocrine regulation. *Psychosomatic Medicine*, *58*, 459–471.
- Seeman, T. E., McEwen, B. S., Row, J. W., & Singer, B. H. (2001). Allostatic load as a marker of cumulative biological risk: MacArthur studies of successful aging. *Proceedings of the National Academy of Sciences*, *98*, 4770–4775.
- Slopen, N. B., Fitzmaurice, G., Williams, D. R., & Gilman, S. E. (2010). Poverty, food insecurity, and the behavior for childhood and externalizing disorders. *Journal of the American Academy of Child and Adolescent Psychiatry*, *49*, 444–452.
- Stroschein, L. (2005). Household income histories and child mental health trajectories. *Journal of Health and Social Behavior*, *46*, 359–375. doi:10.1177/002214650504600404
- Taylor, S. E., Repetti, R. L., & Seeman, T. E. (1997). Health psychology: What is an unhealthy environment and how does it get under the skin? *Annual Review of Psychology*, *48*, 411–447. doi:10.1146/annurev.psych.48.1.411
- Votruba-Drzal, E. (2006). Economic disparities in middle childhood development: Does income matter? *Developmental Psychology*, *42*, 1154–1167. doi:10.1037/0012-1649.42.6.1154
- Wachs, T. D., & Gruen, G. (1982). *Early experience and human development*. New York: Plenum.
- Wadsworth, M. E., & Achenbach, T. M. (2005). Explaining the link between low socioeconomic status and psychopathology: Testing two mechanisms of the social causation hypothesis. *Journal of Consulting and Clinical Psychology*, *73*, 1146–1153. doi:10.1037/0022-006X.73.6.1146
- Wadsworth, M. E., Evans, G. W., Grant, K. E., Carter, J. S., & Duffy, S. (2016). Poverty and the development of psychopathology. In D. Cicchetti D (Ed.), *Developmental psychopathology* (3rd ed., pp. 136–179). New York: Wiley.
- Work, W., Cowen, E., Parker, G., & Wyman, P. (1990). Stress resilient children in an urban setting. *Journal of Primary Prevention*, *11*, 3–17. doi:10.1007/BF01324858
- Worthman, C. M., & Panter-Brick, C. (2008). Homeless street children in Nepal: Use of allostatic load to assess the burden of childhood adversity. *Development and Psychopathology*, *20*, 233–255. doi:10.1017/S0954579408000114