

Time-since-invasion increases native mesoherbivore feeding rates on the invasive alga, *Sargassum muticum* (Yendo) Fensholt

MARTYN KURR[†] AND ANDREW J. DAVIES

School of Ocean Sciences, Bangor University, Menai Bridge, LL59 5AB, UK

*Invasive algae can have substantial negative impacts in their invaded ranges. One widely cited mechanism that attempts to explain how invasive plants and algae are often able to spread quickly, and even become dominant in their invaded ranges, is the Enemy Release Hypothesis. This study assessed the feeding behaviours of two species of gastropod herbivore from populations exposed to the invasive alga *Sargassum muticum* for different lengths of time. Feeding trials, consisting of both choice and no-choice, showed that the herbivores from older stands (35–40 years established) of *S. muticum* were more likely to feed upon it than those taken from younger (10–19 years established) stands. These findings provide evidence in support of the ERH, by showing that herbivores consumed less *S. muticum* if they were not experienced with it. These findings are in accordance with the results of other feeding-trials with *S. muticum*, but in contrast to research that utilizes observations of herbivore abundance and diversity to assess top-down pressure. The former tend to validate the ERH, and the latter typically reject it. The potential causes of this disparity are discussed, as are the importance of palatability, herbivore species and time-since-invasion when considering research into the ERH. This study takes an important, yet neglected, approach to the study of invasive ecology.*

Keywords: Behaviour, enemy release hypothesis, feeding trials, herbivory, invasive species, non-native species

Submitted 12 September 2016; accepted 19 July 2017; first published online 22 August 2017

INTRODUCTION

The introduction of invasive marine algae can have substantial negative impacts upon native communities in their newly established range (Williams & Smith, 2007; Thomsen *et al.*, 2009). When an invasive plant or alga begins to proliferate in a new range, it presents a novel food source to native consumers. Although specialists may avoid the invasive organism, generalist consumers can be attracted to such species and even prefer to consume them over native species (Parker & Hay, 2005; Parker *et al.*, 2006). However, this is not always the case and in many instances both plants (e.g. Jogesh *et al.*, 2008) and algae (e.g. Davis *et al.*, 2005) have been shown to be avoided by generalist consumers. Herbivore preference may therefore account for the invisibility of some species, a scenario described by the Enemy Release Hypothesis (ERH) (Keane & Crawley, 2002).

Sargassum muticum Yendo (Fensholt) is a highly invasive marine alga which is not controlled by large herbivores such as fish and urchins (Britton-Simmons, 2004; Thomsen *et al.*, 2006; Engelen *et al.*, 2015). Although it attracts a range of mesoherbivores (Strong *et al.*, 2009), many of these still prefer to feed upon native algae or the epiphytes on *S. muticum* (Norton & Benson, 1983; Critchley *et al.*, 1986;

Viejo, 1999; Britton-Simmons, 2004; Monteiro *et al.*, 2009; Cacabelos *et al.*, 2010a; Rossi *et al.*, 2010; Engelen *et al.*, 2011). Because of their size, mesoherbivores are less mobile than large herbivores, and individuals or localized populations can display strong host-plant specificity, even when the species as a whole does not (Vesakoski *et al.*, 2009; Bell & Sotka, 2012; Mattila *et al.*, 2014). Specificity is particularly evident in species that are slow-moving or brood their young (Sotka, 2005), and may be because the host alga of a mesoherbivore is both its food and habitat, and some algal species can provide better protection from predators (Watanabe, 1984; Jormalainen *et al.*, 2001). As such it can be hypothesized that mesoherbivores, particularly species that are less mobile, will establish a feeding preference for an invasive species such as *S. muticum* when exposed to it, but the time scales involved in such development are unclear.

Optimally foraging animals are expected to prefer readily available sources of food, and in cases where host specificity is strong, an invasive population may therefore escape local herbivores when it is first introduced to a new range (Maron & Vilá, 2001). However, once an invasive species proliferates, encounter rates with local consumers will increase and these may then accept it as a food source. Therefore, it is likely that the longer such a species has been present in an environment, the greater the propensity of local consumers to feed on it will be (Schultheis *et al.*, 2015). This has been shown to take as little as 20 years in beetles that consume the leaves of invasive trees (Auerbach & Simberloff, 1988), and data on introduced crops shows that species diversity can be as rich as that found in native conophics after less than 200 years (Strong *et al.*, 1977). However, little is known

Corresponding author:

M. Kurr

Email: martynkurr@gmail.com

[†]Present address: Marine Science, School of Natural and Environmental Sciences, Newcastle University, Newcastle NE1 7RU, UK.

about the lengths of time it might take marine mesoherbivores to consume a species such as *S. muticum*, and few studies that specifically incorporate time-since-invasion as a variable utilize behavioural experiments (e.g. Trowbridge, 2004). Most opt instead for observational surveys of abundance or diversity to infer consumer choice (*sensu* Maron & Vilá, 2007). Time-since-invasion is a vital and understudied element of invasive ecology, since both the invader and the local community change the longer an invasive population has been established (Strayer *et al.*, 2006).

This study aimed to enhance our understanding of the ERH by investigating the feeding behaviours of slow-moving mesoherbivore grazers, taken from stands of *S. muticum* that have been established for different lengths of time. The Space-for-Time Substitution methodology is well established in invasive ecology and climate change studies, and although it is not fool-proof it provides a convenient alternative to the time-for-time approach which is often not viable (Pickett, 1989; Thomaz *et al.*, 2012; Blois *et al.*, 2013). *Sargassum muticum* is an ideal species with which to investigate mesoherbivore responses with this approach, because it is well known beyond the scientific community as a pest. It is large, conspicuous, intertidal and prefers sheltered habitats, so is quickly reported when it spreads to harbours and inlets frequented by fishermen and sailors. As such, and in contrast to many other marine invasions, a detailed and reliable chronology of its spread around western Europe and the British Isles exists (Davison, 2009). As a brown alga, *S. muticum* produces quantifiable polyphenolic chemicals as a defence against herbivory (Van Alstyne & Paul, 1990; Pavia & Toth, 2000). Although not deterrent against all species, these phlorotannins impede herbivory by a broad range of mesoherbivores, particularly slow-moving generalist gastropod grazers (Pavia & Toth, 2008). Brown algae have been shown to increase phlorotannin production in response to increased herbivory, making themselves less palatable (Van Alstyne & Paul, 1990; Pavia & Toth, 2008), although investigations into invasive plants have shown variable responses in the production of chemical defences in their invaded ranges (i.e. increases: Caño *et al.*, 2009; decreases: Willis *et al.*, 1999; no recorded change, but still lowered palatability (i.e. the attractiveness of the food in the absence of others) in herbivore performance trials: Hull-Sanders *et al.*, 2007). Using laboratory-based feeding experiments with *S. muticum* and two species of common generalist gastropod grazers, this study tested two hypotheses. Firstly, generalist gastropods are more likely to accept *S. muticum* as a food source the longer it has been present in their local habitat. Secondly, the palatability of *S. muticum* will be lower in long-established populations, compared with those recently established. Testing these hypotheses furthers our knowledge of invasive ecology and time-since-invasion effects, specifically with respect to the ERH.

MATERIALS AND METHODS

Study organisms

Sargassum muticum was used as a model invader because it bears all of the hallmarks of a classic invasive marine species, being temperate, pseudo-annual, fast-growing and *r*-selected, with broad physiological tolerances and a propensity for high dispersal rates and rapid growth in areas of strong

anthropogenic influences, such as harbours (Norton, 1977; Critchley *et al.*, 1986; Arenas *et al.*, 1995; Andrew & Viejo, 1998; Claridge & Franklin, 2002; Engelen & Santos, 2009). *Sargassum muticum* was first sighted in the British Isles in 1973, on the eastern coast of the Isle of Wight, and has subsequently spread as far east as Kent, and as far north-west as the Firth of Clyde.

Ascophyllum nodosum (L.) Le Jolis and *Fucus serratus* (L.) were used as control organisms to assess typical feeding rates of snails from the different sites. Both are common native intertidal algal species, which are closely related to *S. muticum*. These three species are all fucoids and as such, they bear a similar chemical composition (Davis *et al.*, 2003), grow well on sheltered shores, and are often found attached to hard substratum in the mid to lower intertidal (Boaden *et al.*, 1975; Dudgeon & Petraitis, 2005). The two native control species are consumed by the selected grazers, *Littorina obtusata* (L.) and *Littorina fabalis* (Turton), which are common herbivores of seaweeds throughout western Europe (Watson & Norton, 1987; Hayward & Ryland, 2006). Both grazers can be found on *Fucus spiralis*, *F. vesiculosus*, *A. nodosum*, *F. serratus*, *S. muticum*, *Halidrys siliquosa*, *Ulva lactuca* and *U. intestinalis* in high abundances on sheltered shores, both in the intertidal and shallow subtidal (Kurr, unpublished data). *Littorina obtusata* lives for 2–3 years and is therefore often slightly larger than the annual *L. fabalis*, both of which spawn in late winter (Williams & Brailsford, 1998). Although *L. obtusata* is slightly more common on the mid-shore and *L. fabalis* more common on the low shore, both species share near-identical habitat preferences and distributions (Hayward & Ryland, 2006). Adults of both species have similar preferences for macroalgae, although epiphytic microalgae probably accounts for a larger component of the diet of *L. fabalis* than *L. obtusata*, owing to the weaker buccal musculature and more ‘comb-like’ radula of the former (Watson & Norton, 1987). Both show an aversion towards algal tissues containing high levels of phlorotannins, making them viable indicators for ecologically relevant differences in algal defensive investment (Pavia & Toth, 2000; Pavia *et al.*, 2002).

Study sites

Multiple potential sites were initially identified based on public records of first reported *S. muticum* establishment. The suitability and comparability of these sites was estimated as far as possible remotely, before being visited in July. Samples of *S. muticum*, the most abundant native fucoid in close proximity to the *S. muticum* stands, and a suitable number of whichever littorinid was most common in the area were taken from each location. The experimental designs and decisions about which grazer and native fucoid were to be used were site-specific, constrained predominantly by the necessity to find sites with comparable topography and suitable time-since-invasion. Material from four *S. muticum* populations was used in feeding trials (Figure 1). All stands of *S. muticum* grew on the upper sub-tidal of moderately exposed sandy shores, in lagoons formed in the lee of rock formations or sandbars (Figure 2). Salinity and temperature differences at time-of-sampling were minimal (salinity within 1 unit, and temperature within 2°C), and all populations were amongst or very near to common native algae such as *F. serratus*, *A. nodosum* and/or *F. vesiculosus* (Figure 2).

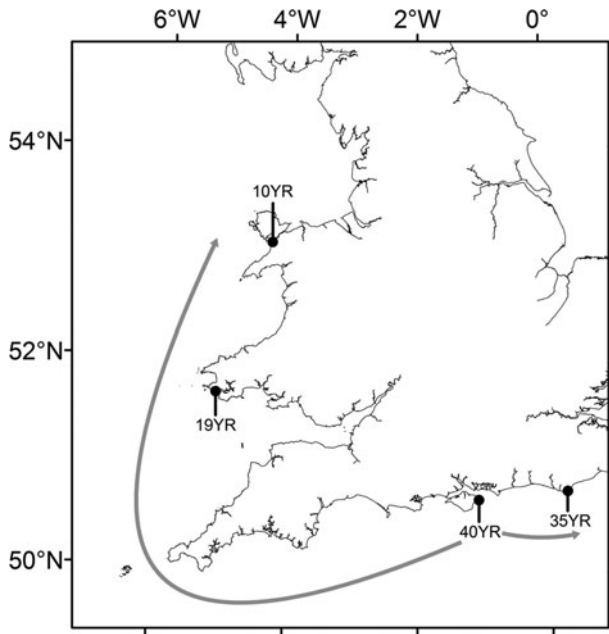


Fig. 1. Locations of *Sargassum muticum* populations sampled for algal material and mesoherbivores. Sites are named by the time-since-invasion of *S. muticum*. Grey arrows represent general invasion path from first observed occurrence. Site 40YR: Bembridge Ledge (50.680466°N 1.072554°W). Site 35YR: Eastbourne (50.750541°N 0.270442°E). Site 19YR: West Angle Bay, near Milford Haven (51.688676°N 5.110854°W). Site 10YR: The northern shore of the Forth estuary near Caernarfon (53.131581°N 4.304016°W).

The northernmost and southernmost sites differed by 3° of latitude, and whilst UV exposure causes induction of phlorotannins (Pavia *et al.*, 1998), UV-R levels (which account for a small percentage of total solar irradiance) differ by only 0.72% (estimated from Šúri *et al.*, 2007; Escobedo *et al.*, 2009). If *S. muticum* responds to UV in the same way as other fucoids, this would equate to an approximate difference of 0.4% in phlorotannin abundance between the northernmost and southernmost sites (Pavia *et al.*, 1998), a negligible amount, considering that herbivory can induce phlorotannin production by 70% (Pavia & Toth, 2000).

For clarity, locations have been named by the length of time since the first observation of *S. muticum* (Davison, 2009), as follows; ‘40YR’: Bembridge Ledge, on the eastern coast of the Isle of Wight. ‘35YR’: Eastbourne on the south eastern coast of England. ‘19YR’: West Angle Bay, near Milford Haven in south Wales. ‘10YR’: The northern shore of the Forth estuary near Caernarfon in North Wales (Figure 1). It can be assumed that the first observation equates to time-since-invasion in *S. muticum* populations as it expresses limited DNA polymorphism within UK and European populations, suggesting that it has spread from a single point of invasion (Hallas, 2012; Le Cam *et al.*, 2015). Communities impacted by an invasive population with a time-since-invasion of 10 years or less, are expected to experience considerably different effects to those exposed for 30 years or more, making the timescale investigated here valid for detecting shifts in behaviour (see Strayer *et al.*, 2006).

Feeding trials

Four experiments were conducted: (1) *Sargassum muticum* from stands of different ages were presented to *L. obtusata*




Fig. 2. The lagoonal system at Site 35YR: Eastbourne showing the typical topography (upper plate), and the typical position of *Sargassum muticum* individuals in relation to native algae (lower plate), at the four sites sampled. *Sargassum muticum* fronds can be seen floating on the surface waters close to *Fucus serratus*, *Ascophyllum nodosum*, *Ulva* spp., and a number of rhodophytes including *Heterosiphonia plumosa* and *Plumaria plumosa*.

collected from a site where *S. muticum* has not been recorded, to assess the palatability of the algae (i.e. the attractiveness of the food in the absence of other foods). (2) *Littorina obtusata* from *S. muticum* stands of different ages were presented with *S. muticum* and *F. serratus* from one site, to assess the willingness-to-feed of the snails (i.e. how eager the animals are to feed in the material in the absence of others). Finally, *L. fabalis* from an ‘old’ and a ‘young’ *S. muticum* stand were presented with *S. muticum*, and the common native alga *A. nodosum* from both sites in (3) no-choice trials to assess the willingness-to-feed of grazers, and with *S. muticum* from the ‘young’ and ‘old’ stands in (4) choice trials to determine feeding preferences of the snails (i.e. which material will be selected when given a choice).

For each experiment, a standardized protocol was used. Firstly, all algae were collected within 1 week of being used in trials, and maintained in ambient seawater (~19°C, salinity 34) within the same outdoor aquaria used for feeding trials. *Sargassum muticum* is notoriously fragile, and difficult to maintain in the laboratory. To minimize the degradation of the fronds, whole individuals were collected by pulling the holdfast from the substrata. Epiphytized fronds were removed, and all individuals were returned to the laboratory within cool-boxes, inside of 1 day. Algae were inspected daily

and gently washed with seawater. Material showing signs of degradation was removed, and the whole individual was rotated in the aquaria to limit self-shading. Only healthy material was used for feeding trials. From each alga used, 500 mg (± 50 mg) blotted-wet-weight clippings were taken from the apical region (one clipping per apex) and autogenic changes in algal mass were corrected for by taking control clippings and maintaining these in parallel to the experimental trials. For no-choice trials, mean autogenic changes in mass were calculated and subtracted from the change in mass in experimental trials to estimate change in mass due to consumption (Toth *et al.*, 2007). Additionally, ~ 5 clippings were taken for phlorotannin analysis in palatability trials. Handling of algae was kept to a minimum, and great care was taken during blotting of fronds to avoid dislodging vesicles or causing other damage. To further limit degradation, midway through the trials aquaria were carefully upturned into a 1 mm sieve to remove snails and algal material, the aquaria were cleaned using an abrasive pad, and all material was then returned for the remainder of the experiment. Some, but not all, of the *S. muticum* clippings used in autogenic trials lost mass, notably those used in Experiment 4 (Section 'L. fabalis preference for *S. muticum* from sites with different time-since-invasion', Figure 5). This was probably due to loss of vesicles over the course of the trial because the clippings appeared to be in generally good condition. However some necrosis was evident near to the clipping site at the base of some replicates in both experimental and control trials.

Secondly, all animals used in the trials were collected 1 week prior to experiments and maintained as above, without food to ensure even levels of hunger. Because starved herbivores can display compensatory feeding for the first 2 days (Cronin & Hay, 1996) change in algal masses were only recorded after 7 days. Change in algal mass was corrected for snail ash-free dry mass and compared with autogenic changes in the controls (identical treatments without grazers) (Monteiro *et al.*, 2009; Forslund *et al.*, 2010). All trials were conducted in separate 250 ml aquaria with an individual water-line providing a flushing time of around 30 s.

THE PALATABILITY OF *S. MUTICUM* TO NAÏVE GRAZERS

To determine whether *S. muticum*'s palatability was different depending on time-since-invasion, six algal individuals were collected at random from each of the 35YR, 19YR and 10YR populations ($N = 18$). To capture individual *S. muticum* variation, three clippings from each individual were provided to three *L. obtusata* ($N = 54$) collected from Bull Bay in North Wales ($53.422543^{\circ}\text{N}$ 4.368959°W) in a no-choice trial. *Sargassum muticum* does not grow at Bull Bay, nor on the adjacent coastline, and so these individuals were extremely likely to be naïve to this food source. This was done to avoid biasing the study by using mesoherbivores with a history of *S. muticum* consumption, thereby ensuring differences in feeding responses were a product of the algal condition, and not that of the consumer. Although the no-choice technique has been criticized for not producing 'true' feeding responses (Roa, 1992), no-choice trials were used for two reasons. Firstly, *S. muticum* fragments as it is fed upon, making it impossible to differentiate between algae from most sites at the end of the trials. Secondly, the technique still holds value when determining the 'willingness-to-feed'

of a particular herbivore on a plant or alga (i.e. how much material are herbivores willing to consume; sensu Jogesh *et al.*, 2008), or 'palatability' of a particular plant or alga (i.e. how easy the material is to consume; sensu Toth *et al.*, 2007), as opposed to purely 'preference' of consumers, which requires that a choice be offered. No-choice trials can therefore be useful in predicting the results of direct interaction between grazers and hosts (Pearse *et al.*, 2013). Data were analysed in a one-way ANOVA, with site as a fixed factor, the response variable was the mean of the three clippings (minus mean autogenic mass-change in controls) from each individual alga to provide a better estimate of the palatability of an individual *S. muticum* and to avoid non-independence arising from using clippings from individual alga in the analysis ($N = 18$).

Phlorotannin abundances in each of the six *S. muticum* individuals were determined. Samples from the upper frond were washed in distilled water, frozen at -20°C , and then freeze-dried to constant weight. These were ground until homogeneous, and 0.2 g subsampled for chemical assay. 60% aqueous acetone was used to extract phlorotannins over 1 h under constant agitation, in the dark. The algal pulp was separated by centrifugation (5300 rpm for 10 min) and the acetone removed using *in-vacuo* cold-distillation (80 kPa, 38°C). Lipophilic compounds were filtered from this extract (Pavia & Toth, 2000) and 40% Folin-Ciocalteu's phenol reagent (Sigma-Aldrich F9252) was used in conjunction with 1 M aqueous sodium carbonate decahydrate solution (Sigma-Aldrich 71360) to act as a buffer. The resultant solution was incubated in the dark for 30 min and analysed by spectrophotometry at 760 nm, using phloroglucinol (1,3,5-trihydroxybenzene, Sigma-Aldrich P3502) as a standard (Van Alstyne, 1995). Replicates were run in triplicate and phlorotannin abundances compared with a one-way analysis of variance (ANOVA) with 'site' as a fixed factor. Differences in means were compared using Tukey's *post-hoc* tests.

WILLINGNESS OF GRAZERS EXPERIENCED WITH *S. MUTICUM* TO FEED UPON IT

To determine whether *L. obtusata* consumed more *S. muticum* when their population had been exposed to it for longer, 30 individuals were collected at random from each of the 35YR, 19YR and 10YR sites ($N = 90$). One *S. muticum* individual and one *F. serratus* individual were collected from the 10YR site. Apex material from one large individual was used for each algal species to keep phlorotannin abundances, algal condition, and any other variables that may influence palatability, as constant as possible between treatments, given that the focus in this experiment was on the grazers. Fifteen *L. obtusata* individuals were provided with one clipping of the *S. muticum* individual each, and the other 15 were provided with one clipping of the *F. serratus* individual each to gauge for population-specific differences in feeding-rates on a typical sympatric native alga. Mass change at the end of trials was corrected for mean autogenic change in control clippings to estimate change in mass due to consumption. Differences in 'willingness-to-feed' did not conform to the assumption of homogeneity of variance because the variability in *F. serratus* consumption was greater than that for *S. muticum* consumption. Therefore, means were compared using a Kruskal–Wallis test, and paired Mann–Whitney *U* tests for *post-hoc* analysis.

THE WILLINGNESS TO CONSUME *S. MUTICUM* AND A NATIVE ALGA BY *L. FABALIS*

To compare willingness-to-feed on *S. muticum* and a native sympatric alga by mesoherbivores (*L. fabalis*) from a site invaded by *S. muticum* 40 years prior, to grazers from a site invaded 10 years prior, three *S. muticum* and three *Ascophyllum nodosum* individuals were collected at random from 40YR and 10YR sites (N = 6 of each species). *Littorina fabalis* were collected at random from adjacent stands of fucoids, and from the substrata nearby to the *S. muticum* and *A. nodosum* stands at these locations. One clipping of each alga was provided to three randomly assigned *L. fabalis* from each site, and all trials were run in triplicate (N = 72). Changes in algal mass were analysed using a three-way nested-ANOVA with ‘algal species’, ‘algal origin’ and ‘grazer origin’ as fixed orthogonal factors, and ‘individual’ (alga) nested in the interaction between ‘algal species’ and ‘algal origin’. Differences in means were compared using Tukey’s *post-hoc* tests.

L. FABALIS PREFERENCE FOR *S. MUTICUM* FROM SITES WITH DIFFERENT TIME-SINCE-INVASION

Clippings from the same algal individuals used for the willingness to feed experiment (Experiment 3) were used to compare the preference of *L. fabalis* collected from the 40YR and 10YR sites when offered *S. muticum* from their site of origin, against algae collected from the other site. Each treatment was allocated to six *L. fabalis* individuals in the following randomly assigned treatments: (1) 40YR *L. fabalis* with 40YR *S. muticum* and 10YR *S. muticum*, and (2) 10YR *L. fabalis* with 40YR *S. muticum* and 10YR *S. muticum*. All trials were run in triplicate (N = 18). To capture autogenic changes in algal mass each experimental aquarium (i.e. with grazers) was paired with a control aquarium containing the same algal combination but no grazers. Following Forslund *et al.* (2010), a paired *t* test approach was used to compare the differences in algal mass-change between clippings in both the experimental and control aquaria, whereby, a significant result indicates that one clipping has changed mass more than the other in the presence of grazers.

RESULTS

The palatability of *S. muticum* to naïve grazers

Sargassum muticum from 35YR contained the highest abundance of phlorotannins (5.0% DW, SE = 0.15), and that from 19YR (3.6% DW, SE = 0.23) and 10YR (3.8%, SE = 0.14) bore similar concentrations (ANOVA $F_{2,15} = 18.66$, SS = 7.07, $P < 0.001$, Tukey’s HSD; 35YR > 19YR = 10YR). However, the consumption of *S. muticum* tissue from different sites was not significantly different (ANOVA $F_{2,15} = 0.0741$, SS = 1902, $P = 0.929$; Figure 3A), suggesting that naïve *L. obtusata* taken from Bull Bay did not respond to differences in phlorotannins and/or any differing palatability of *S. muticum* from sites with different time-since-invasion.

Willingness of grazers experienced with *S. muticum* to feed upon it

There were significant differences between the willingness-to-feed on the *S. muticum* individual by *L. obtusata* from all three sites

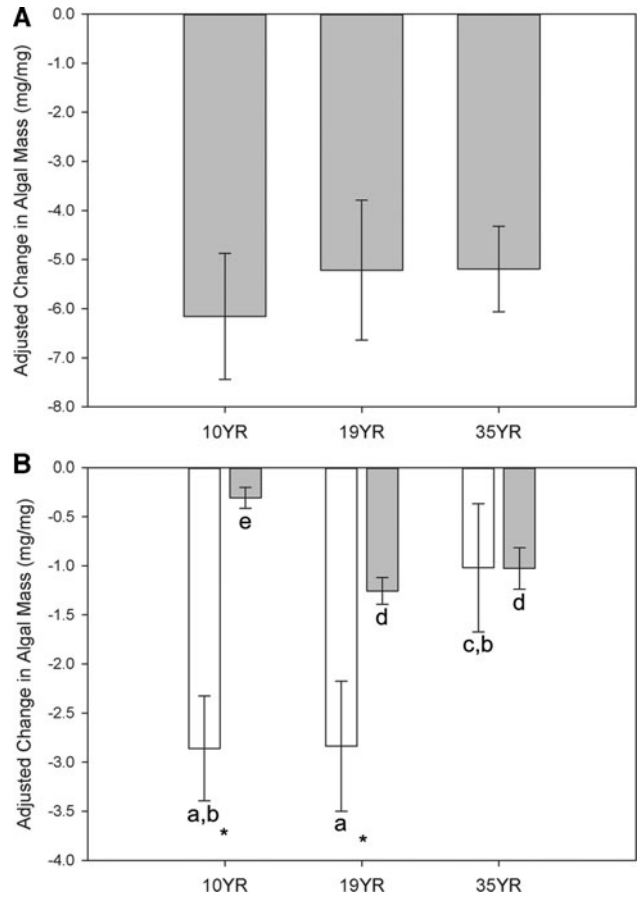


Fig. 3. Algal consumption by native herbivores: (A) Change in algal mass per unit ash-free-dry-mass of herbivore (mg mg⁻¹) after 7 days of *Sargassum muticum* fronds collected from populations established for different lengths of time (named by reported time-since-invasion), by *Littorina obtusata* naïve to *S. muticum*. (B) Change in algal mass per unit ash-free-dry-mass of herbivore (mg mg⁻¹) of *Fucus serratus* (white bars) and *Sargassum muticum* (grey bars) after 7 days in the presence of *Littorina obtusata* collected from *S. muticum* populations established for different lengths of time (named by reported time-since-invasion). Letters indicate groupings in consumption by each algal species and site, and * differences between algal species within a site based on Mann–Whitney *U* tests. All data are adjusted for autogenic changes in algal mass and error bars show ± 1 SE.

(Kruskal–Wallis, $H = 28.69$, $P < 0.001$; Figure 3B). *Littorina obtusata* consumed broadly similar amounts of the *F. serratus* individual per mg of animal dry mass regardless of site, although those from 19YR consumed more *F. serratus* than those from 35YR. Consumption of the *S. muticum* individual relative to the *F. serratus* individual showed an incremental increase with time-since-invasion. The 10YR grazers consumed less of the *S. muticum* individual than those from the other populations, and more of the *F. serratus* individual. The 19YR grazers consumed as much of the *S. muticum* as those from 35YR, but consumed more of the *F. serratus* than the *S. muticum*. The 35YR grazers consumed as much of the *S. muticum* as they did the *F. serratus* individual, indicating that they were equally willing to feed on the invasive and native alga.

The willingness-to-feed on *S. muticum* and a native alga, by *L. fabalis*

Willingness to feed differed between species and grazer origin (Table 1, Figure 4). 40YR *S. muticum* was the most readily

Table 1. Three-way nested ANOVA for the change in mass of algal individuals exposed to *Littorina fabalis* collected from two sites, one bearing *Sargassum muticum* for 40 years, and one for 10 years, in no-choice feeding trials on *Sargassum muticum* and *Ascophyllum nodosum*.

	DF	MS	F	P
Algal species	1	48,724	8.01	0.007
Algal origin	1	54,066	8.89	0.004
Grazer origin	1	37,037	6.09	0.017
Algal species × Algal origin	1	458,084	75.32	<0.001
Algal species × Grazer origin	1	53,737	8.84	0.005
Algal origin × Grazer origin	1	2952	0.49	0.489
Individual (Algal species × Algal origin)	1	23,747	3.90	0.001
Algal species × Algal origin × Grazer origin	1	12,827	2.11	0.153
Individual (Algal species × Algal origin) × Grazer origin	8	9899	1.63	0.142
Error	68	6082		

Tukey's *post-hoc* analysis:

Algal Species × Algal Origin; 10YR *S. muticum* (A), 40YR *A. nodosum* (A), 10YR *A. nodosum* (B), 40YR *S. muticum* (C).

Algal Species × Grazer Origin; *A. nodosum* and 40YR grazers (A), *S. muticum* and 10YR Grazers (A), *A. nodosum* and 10YR Grazers (A), *S. muticum* and 40YR Grazers (B).

Algal Origin × Grazer Origin; 10YR Algae with 10YR Grazers (A), 10YR Algae with 40YR Grazers (AB), 40YR Algae with 10YR Grazers (AB), 40YR Algae with 40YR Grazers (B).

P values in bold are significant (< 0.05).

consumed by both groups of grazers, however the 40YR grazers consumed more of the invasive overall. Additionally, whilst the 10YR grazers were willing to consume 10YR *A. nodosum* in similar quantities to 40YR *S. muticum*, 40YR grazers consumed more of the invasive. No differences in consumption of the native *A. nodosum* were detected between grazer populations, both consuming more of that from the 10YR site.

Littorina fabalis preference for *S. muticum* from sites with different time-since-invasion

The experienced grazers demonstrated a clear preference for *S. muticum* from one location, but these preferences were not evident in the more naïve group. 40YR *L. fabalis* preferred 40YR *S. muticum* to 10YR *S. muticum* ($t_9 = 2.44$, $P = 0.041$, Figure 5A), whereas no preferences were observed for

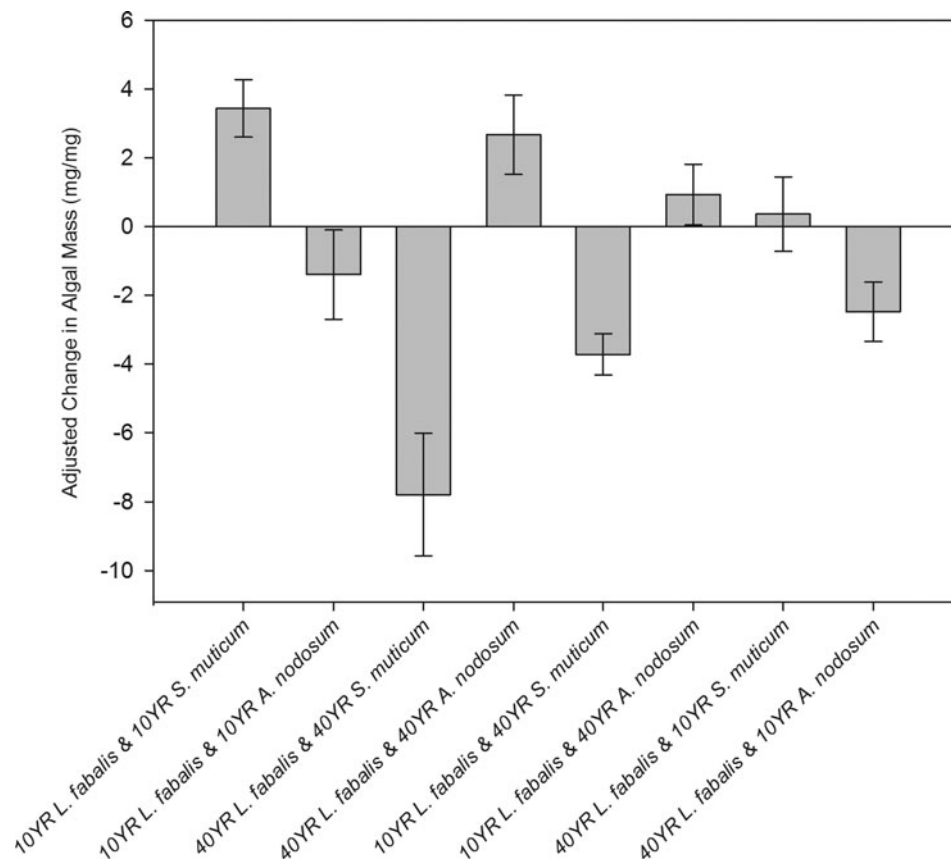


Fig. 4. Change in algal mass (mg mg^{-1}) of *Sargassum muticum* and *Ascophyllum nodosum* fronds collected from populations established for different lengths of time (named by reported time-since-invasion of *S. muticum*), after 7 days of exposure to *Littorina fabalis* collected from those same sites in no-choice feeding trials. All data are adjusted for autogenic changes in algal mass. *Post hoc* analysis is presented in Table 1, and error bars show ± 1 SE.

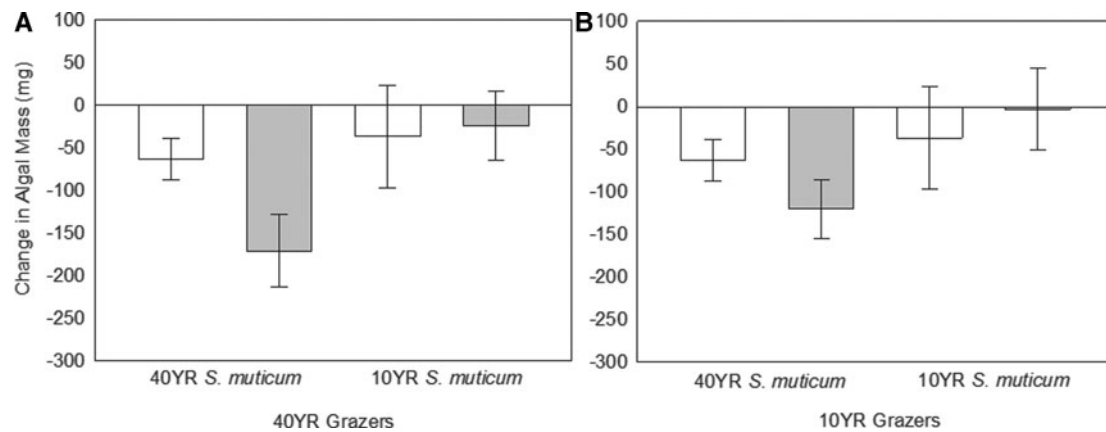


Fig. 5. Change in algal mass of *Sargassum muticum* collected from sites bearing *S. muticum* populations of different ages (named by reported time-since-invasion of *S. muticum*), after 7 days of exposure to *Littorina fabalis* collected from the same sites in choice feeding trials (grey bars), and autogenic controls that did not contain grazers (white bars). A) 40YR *L. fabalis* and B) 10YR *L. fabalis*, each treatment contained *S. muticum* from both sites. Error bars show ± 1 SE.

S. muticum from either site by 10YR grazers ($t_9 = 0.87$, $P = 0.411$, Figure 5B).

DISCUSSION

There were considerable differences in the acceptance and selection of *Sargassum muticum* as a food source, by mesoherbivores from populations exposed to it for different lengths of time. Overall, the greater the time-since-invasion, the greater the feeding rates on *S. muticum* by grazers from those sites (Hypothesis 1, Experiments 2, 3 and 4). Chemical defences in *S. muticum* were highest at the site with greatest time-since-invasion (Hypothesis 2, Experiment 1), although palatability, when tested by naïve grazers, did not differ (Hypothesis 2, Experiment 1). Likewise, more experienced grazers demonstrated a clear preference for *S. muticum* from one site when offered a choice, whereas naïve conspecifics consumed indiscriminately (Hypothesis 1, Experiment 4). This suggests that some exposure to an alga may be required to develop subjectivities based on chemical defence or condition (Hypothesis 1, Experiment 1 and 4).

It is unclear whether the increased acceptance of *S. muticum* as a food source is the result of exposure over decadal timescales, or differences in encounter rate because of greater proliferation of the alga in older populations. However this point is probably moot, since the abundance of a non-native species in an introduced range is also dependent on time (Bennett *et al.*, 2013; Vicente *et al.*, 2014; Byers *et al.*, 2015). Therefore the longer *S. muticum* has been present, the more the local population of grazers will encounter it, and therefore the more likely they will be to consume it. These results provide evidence in support of the Enemy Release Hypothesis (ERH), which posits that non-native species experience lower herbivore pressures in their introduced ranges because local consumers are unfamiliar with them (Keane & Crawley, 2002). The ERH is a popular and widely cited explanation for the invasibility of many photoautotrophs, but it is now apparent that the hypothesis typically fails verification (Parker & Hay, 2005; Parker *et al.*, 2006). Only a few studies have specifically tested the ERH with respect to time-since-invasion (Strayer *et al.*, 2006; Heger & Jeschke, 2014; Schultheis *et al.*, 2015), and fewer still

incorporate feeding trials to directly assess preferences or willingness-to-feed of consumers with TSI, particularly in the marine environment (Trowbridge, 2004).

Despite our findings, the question of whether or not the ERH applies to *S. muticum* remains unclear since top-down control by specialist grazers in its native range has never been demonstrated. Certainly the impacts of any increase in grazer preference have not been sufficient to limit the spread of this species around the UK. Evidence for the ERH in *S. muticum* can be divided into those studies that assessed grazer abundance and diversity (e.g. Withers *et al.*, 1975; Norton & Benson, 1983; Viejo, 1999; Wernberg *et al.*, 2004; Strong *et al.*, 2009; Cacabelos *et al.*, 2010a; Engelen *et al.*, 2013) and those like the current study that assessed feeding by grazers (e.g. Norton & Benson, 1983; Critchley *et al.*, 1986; Pedersen *et al.*, 2005; Monteiro *et al.*, 2009; Strong *et al.*, 2009; Cacabelos *et al.*, 2010b; Engelen *et al.*, 2011). Typically, observational studies on faunal abundance and diversity demonstrated similar patterns between *S. muticum* and sympatric native algae, and therefore show evidence against the ERH (e.g. Cacabelos *et al.*, 2010a; Engelen *et al.*, 2013). However, the results of feeding trials usually show an aversion towards *S. muticum* or a preference for native species in feeding trials, in support of the ERH (e.g. Monteiro *et al.*, 2009; Cacabelos *et al.*, 2010b). Although different to previous feeding trials because of the incorporation of time-since-invasion, the present study also supports the ERH. These apparently contradictory conclusions may be the result of animals moving into *S. muticum* stands during the day for protection against visual predators, but then returning to native alga to feed during the night (Buschmann, 1990; Machado *et al.*, 2015). Alternatively, grazers on *S. muticum* could be feeding mainly on epiphytic material and detritus in the field (Viejo, 1999; Cacabelos *et al.*, 2010b), and may therefore avoid *S. muticum* under laboratory conditions due to experimental removal of epiphytes or the selection of individuals that are relatively epiphyte free.

However, a small number of previous studies have found preferences for *S. muticum* over native algae (e.g. Pedersen *et al.*, 2005), or a lack of preference for native algae when paired with it (e.g. Engelen *et al.*, 2011). Strong *et al.* (2009) demonstrated that the amphipod *Dexamine spinosa* from

Strangford Lough in Northern Ireland, exhibited a clear preference for *S. muticum* in feeding trials. The amphipod fed directly upon *S. muticum*'s fronds even when they were epiphytized, showing neither the preference for, nor the aversion towards, epiphytes seen in other species of crustacean (Karez *et al.*, 2000). *Sargassum muticum* was present in Strangford Lough for 8 years prior to these feeding trials, although it was probably abundant for less than five (Davison, 2009). These preferences therefore developed quickly, far less than the 23 years Cabelos *et al.* (2010a) show it took for grazers to adapt to *S. muticum*, or the 19–35 years in this study. The findings by Strong *et al.* (2009) may be due to the grazer studied, as swimming crustaceans are more mobile than benthic gastropods and their feeding modes differ, making it easier for them to feed on thinner algal fronds (Pavia & Toth, 2000) such as those of *S. muticum*. In addition, the gastropods in Monteiro *et al.* (2009) exhibited preference for native algae, whereas the crustaceans (both amphipods and isopods) in Engelen *et al.* (2011) did not. These studies therefore arrive at different conclusions for the ERH, possibly because of the capabilities of the grazers used.

Engelen *et al.* (2013) did not specifically test time-since-invasion in field observations, but noted that the older *S. muticum* populations sampled had greater faunal diversity with respect to sympatric native algae. Had the experiment been undertaken at the older sites only, the ERH would also have appeared not to apply. Likewise, Monteiro *et al.* (2009) discuss that the feeding preferences for native algae over *S. muticum* in the grazers they assayed, did not differ with time-since-invasions of 22, 12 and 7 years. However, the results presented here suggest modifications of gastropod preferences do not begin until somewhere between 19 and 35 years after invasion. Therefore, when drawing conclusions from both field observations and feeding trials with a view to testing the ERH, the nature of the grazers included (their relative mobility, feeding modes and diet), and the time-since-invasion at the site or sites being sampled (Strayer *et al.*, 2006; Schultheis *et al.*, 2015) must be taken into consideration.

It is curious that despite differences in phlorotannin concentration in the *S. muticum* sampled, palatability appeared unaffected in the first experiment. The younger two populations bore similar abundances of phlorotannins, but the older population had around 1.5% more phlorotannin by dry mass. *Littorina obtusata* responds to differences in phlorotannin of around 1% DM when feeding on *A. nodosum* (Pavia *et al.*, 2002). The lack of differences in feeding response could have arisen because the animals used were entirely naïve to *S. muticum*, since gastropods may display high rates of indiscriminate feeding on novel foods (e.g. Whelan, 1982; Morrison & Hay, 2011). The naïve *L. obtusata* in the palatability trials (experiment 1) consumed much more *S. muticum* material than the experienced *L. obtusata* in the willingness-to-feed trials (experiment 2). These findings suggest that biotic resistance in the very early stages of an invasion may be exceptionally high (Parker & Hay, 2005), albeit temporary if the invasive species proves unpalatable (see Whelan, 1982).

These results represent a preliminary assessment of grazing preference with time-since-invasion. Sampling a greater number of both sites and grazers would permit a more concrete understanding of the potential behavioural shifts undertaken by these consumers, in response to invasions. The

logistical constraints of including time-since-invasion are notably restrictive. Even equipped with the chronology of *S. muticum*'s spread, selecting sites similar to one another proved to be difficult. Sites differed in terms of species composition and compromises had to be made in the design of experiments. Caution must also be applied in interpreting the broader ecological significance of these trials, since mesoherbivore feeding behaviours in the laboratory are not necessarily reflected in the field (Monteiro *et al.*, 2009), and presence of grazers on algae in the field does not necessarily indicate direct herbivory on the tissues of the macrophyte (Viejo, 1999; Pearce *et al.*, 2013). It is worth noting that *S. muticum* is vastly more abundant at both of the 'older' sites sampled (35YR and 40YR), and although grazing marks are visible upon the fronds, they grew to similar thallus lengths as observed from other sites elsewhere (Kurr, unpublished data). However, these findings do suggest that native marine mesoherbivores have the potential to alter their behaviour in the presence of non-native species, developing an ability to feed on novel foods over time (Trowbridge, 2004). This adds to the growing body of literature (e.g. Dostál *et al.*, 2013; Harvey *et al.*, 2013; Byers *et al.*, 2015; Schultheis *et al.*, 2015, and references therein) which shows that time-since-invasion is a fundamental component of invasive ecology.

ACKNOWLEDGEMENTS

Thanks are given to Professor Jan Hiddink for valuable advice in experimental design, and to Rachel Armer and Harry Burgis for assistance with fieldwork.

FINANCIAL SUPPORT

This work was funded by a Natural Environment Research Council (NERC) doctoral studentship awarded to MK (NE/J500203/1).

REFERENCES

- Andrew N.L. and Viejo R.M. (1998) Effects of wave exposure and intraspecific density on the growth and survivorship of *Sargassum muticum* (Sargassaceae: Phaeophyta). *European Journal of Phycology* 33, 251–258.
- Arenas F., Fernandez C., Rico J.M., Fernandez E. and Haya D. (1995) Growth and reproductive strategies of *Sargassum muticum* (Yendo) Fensholt and *Cystoseira nodicaulis* (Whit.) Roberts. *Scientia Marina* 59, 1–8.
- Auerbach M. and Simberloff D. (1988) Rapid leaf-miner colonization of introduced trees and shifts in sources of herbivore mortality. *Oikos* 52, 41–50.
- Bell T.M. and Sotka E.E. (2012) Local adaptation in adult feeding preference and juvenile performance in the generalist herbivore *Idotea balthica*. *Oecologia* 170, 383–393.
- Bennett J.R., Vellend M., Lilley P.L., Cornwell W.K. and Arcese P. (2013) Abundance, rarity and invasion debt among exotic species in a patchy ecosystem. *Biological Invasions* 15, 707–716.
- Blois J.L., Williams J.W., Fitzpatrick M.C., Jackson S.T. and Ferrier S. (2013) Space can substitute for time in predicting climate-change effects on biodiversity. *Proceedings of the National Academy of Sciences USA* 110, 9374–9379.

- Boaden P.J.S., O'Connor R.J. and Seed R. (1975) The composition and zonation of a *Fucus serratus* community in Strangford Lough, Co. Down. *Journal of Experimental Marine Biology and Ecology* 17, 111–136.
- Britton-Simmons K.H. (2004) Direct and indirect effects of the introduced alga *Sargassum muticum* on benthic, subtidal communities of Washington State, USA. *Marine Ecology Progress Series* 277, 61–78.
- Buschmann A.H. (1990) Intertidal macroalgae as refuge and food for amphipoda in Central Chile. *Aquatic Botany* 36, 237–245.
- Byers J.E., Smith R.S., Pringle J.M., Clark G.F., Gribben P.E., Hewitt C.L., Inglis G.J., Johnston E.L., Ruiz G.M., Stachowicz J.J. and Bishop M.J. (2015) Invasion expansion: time since introduction best predicts global ranges of marine invaders. *Scientific Reports* 5, 12436.
- Cacabelos E., Olabarria C., Incera M. and Troncoso J.S. (2010a) Do grazers prefer invasive seaweeds? *Journal of Experimental Marine Biology and Ecology* 393, 182–187.
- Cacabelos E., Olabarria C., Incera M. and Troncoso J.S. (2010b) Effects of habitat structure and tidal height on epifaunal assemblages associated with macroalgae. *Estuarine and Coastal Marine Science* 89, 43–52.
- Caño L., Escarré J., Vrieling K. and Sans F.X. (2009) Palatability to a generalist herbivore, defence and growth of invasive and native *Senecio* species: testing the evolution of increased competitive ability hypothesis. *Oecologia* 159, 95–106.
- Claridge K. and Franklin S.B. (2002) Compensation and plasticity in an invasive plant species. *Biological Invasions* 4, 339–347.
- Critchley A.T., Farnham W.F. and Morrell S.L. (1986) An account of the attempted control of an introduced marine alga, *Sargassum muticum*, in southern England. *Biological Conservation* 35, 313–332.
- Cronin G. and Hay M.E. (1996) Susceptibility to herbivores depends on recent history of both the plant and animal. *Ecology* 77, 1531–1543.
- Davis A.R., Benkendorff K. and Ward D.W. (2005) Responses of common SE Australian herbivores to three suspected invasive *Caulerpa* spp. *Marine Biology* 146, 859–868.
- Davis T.A., Volesky B. and Mucci A. (2003) A review of the biochemistry of heavy metal biosorption by brown algae. *Water Research* 77, 4311–4330.
- Davison D.M. (2009) *Sargassum muticum* in Scotland 2008: a review of information, issues and implications. *Scottish Natural Heritage Commissioned Report No. 324*. ROAME Number Ro7AC707.
- Dostál P., Müllerová J., Pyšek P., Pergl J. and Klinerová T. (2013) The impact of an invasive plant changes over time. *Ecology Letters* 16, 1277–1284.
- Dudgeon S. and Petraitis P.S. (2005) First year demography of the foundation species, *Ascophyllum nodosum*, and its community implications. *Oikos* 109, 405–415.
- Engelen A.H., Henriques N., Monteiro C. and Santos R. (2011) Mesograzers prefer mostly native seaweeds over the invasive brown seaweed *Sargassum muticum*. *Hydrobiologia* 669, 157–165.
- Engelen A.H., Primo A.L., Cruz T. and Santos R. (2013) Faunal differences between the invasive brown macroalga *Sargassum muticum* and competing native macroalgae. *Biological Invasions* 15, 171–183.
- Engelen A.H. and Santos R. (2009) Which demographic traits determine population growth in the invasive brown seaweed *Sargassum muticum*? *Journal of Ecology* 97, 675–684.
- Engelen A.H., Serebryakova A., Ang P., Britton-Simmons K., Mineur F., Pedersen M.F., Arenas F., Fernández C., Steen H., Svenson R., Pavia H. and Toth G.B. (2015) Circumglobal invasion by the brown seaweed *Sargassum muticum*. *Oceanography and Marine Biology* 53, 81–126.
- Escobedo J.F., Gomes E.N., Oliveira A.P. and Soares J. (2009) Modelling hourly and daily fractions of UV, PAR and NIR to global solar radiation under various sky conditions at Botucatu, Brazil. *Applied Energy* 86, 299–309.
- Forslund H., Wikström S.A. and Pavia H. (2010) Higher resistance to herbivory in introduced compared to native populations of a seaweed. *Oecologia* 164, 833–840.
- Hallas P. (2012) *Genetics and ecology of the invasive marine alga, Sargassum muticum within Wales*. PhD thesis. University of Glamorgan, Pontypridd, UK.
- Harvey K.J., Nipperess D.A., Britton D.R. and Hughes L. (2013) Does time since introduction influence enemy release of an invasive weed? *Oecologia* 173, 493–506.
- Hayward P.J. and Ryland J.S. (2006) *Handbook of the marine fauna of North-West Europe*. New York, NY: Oxford University Press.
- Heger T. and Jeschke J.M. (2014) The enemy release hypothesis as a hierarchy of hypotheses. *Oikos* 123, 741–750.
- Hull-Sanders H.M., Clare R., Johnson R.H. and Meyer G.A. (2007) Evaluation of the evolution of increased competitive ability (EICA) hypothesis: loss of defense against generalist but not specialist herbivores. *Journal of Chemical Ecology* 33, 781–799.
- Jogesh T., Carpenter D. and Cappuccino N. (2008) Herbivory on invasive exotic plants and their non-invasive relatives. *Biological Invasions* 10, 797–804.
- Jormalainen V., Honkanen T., Mäkinen A., Hemmi A. and Vesakoski O. (2001) Why does herbivore sex matter? Sexual differences in utilization of *Fucus vesiculosus* by the isopod *Idotea baltica*. *Oikos* 93, 77–86.
- Karez R., Engelbert S. and Sommer U. (2000) 'Co-consumption' and 'protective coating': two new proposed effects of epiphytes on their macroalgal hosts in mesograzers-epiphyte-host interactions. *Marine Ecology Progress Series* 205, 85–93.
- Keane R.M. and Crawley M.J. (2002) Exotic plant invasions and the enemy release hypothesis. *Trends in Ecology and Evolution* 17, 164–170.
- Le Cam S., Thiebaut C.D., Bouchemousse S. and Viard F. (2015) Elucidating unresolved invasion history with genome-wide sequencing approach: the case of the global invader *Sargassum muticum*. *European Journal of Phycology Keynote and Oral Papers* 50, 24–25.
- Machado G.B.D.O., Neufeld A.B., Dena S.A., Siqueira S.G.L. and Leite F.P.P. (2015) Variation of amphipod assemblage along the *Sargassum stenophyllum* (Phaeophyta, Fucales) thallus. *Nauplius* 23, 73–78.
- Maron J.L. and Vilá M. (2001) When do herbivores affect plant invasion? Evidence for the natural enemies and biotic resistance hypotheses. *Oikos* 95, 361–373.
- Maron J.L. and Vilá M. (2007) Exotic plants in an altered enemy landscape: effects on enemy resistance. In Kelley J. and Tilmon J. (eds) *Specialization, speciation and radiation – the evolutionary biology of herbivorous insects*. Berkeley, CA: University of California Press, pp. 280–295.
- Mattila J.M., Zimmer M., Vesakoski O. and Jormalainen V. (2014) Habitat-specific gut microbiota of the marine herbivore *Idotea baltica* (Isopoda). *Journal of Experimental Marine Biology and Ecology* 455, 22–28.
- Monteiro C.A., Engelen A.H. and Santos R.O. (2009) Macro- and meso-herbivores prefer native seaweeds over the invasive brown seaweed *Sargassum muticum*: a potential regulating role on invasions. *Marine Biology* 156, 2505–2515.
- Morrison W.E. and Hay M.E. (2011) Herbivore preference for native vs exotic plants: generalist herbivores from multiple continents prefer exotic plants that are evolutionarily naïve. *PLoS ONE* 6, e17227.

- Norton T.A.** (1977) The growth and development of *Sargassum muticum* (Yendo) Fensholt. *Journal of Experimental Marine Biology and Ecology* 26, 41–53.
- Norton T.A. and Benson M.R.** (1983) Ecological interactions between the brown seaweed *Sargassum muticum* and its associated fauna. *Marine Biology* 75, 169–177.
- Parker J.D., Burkepile D.E. and Hay M.E.** (2006) Opposing effects of native and exotic herbivores on plant invasions. *Science* 311, 1459–1461.
- Parker J.D. and Hay M.E.** (2005) Biotic resistance to plant invasions? Native herbivores prefer non-native plants. *Ecology Letters* 8, 959–967.
- Pavia H., Cervin G., Lindgren A. and Aberg P.** (1998) Effects of UV-B radiation and simulated herbivory on phlorotannins in the brown alga *Ascophyllum nodosum*. *Marine Ecology Progress Series* 157, 139–146.
- Pavia H. and Toth G.B.** (2000) Inducible chemical resistance to herbivory in the brown seaweed *Ascophyllum nodosum*. *Ecology* 81, 3212–3225.
- Pavia H. and Toth G.B.** (2008) Macroalgal models in testing and extending defense theories. In Amsler C.D. (ed.) *Algal chemical ecology*. Berlin: Springer-Verlag, pp. 147–172.
- Pavia H., Toth G.B. and Åberg P.** (2002) Optimal defence theory: elasticity analysis as a tool to predict intraplant variation in defences. *Ecology* 83, 891–897.
- Pearse I.S., Harris D.J., Karban R., and Sih A.** (2013) Predicting novel herbivore–plant interactions. *Oikos* 122, 1554–1564.
- Pedersen M.F., Stæhr P.A., Wernberg T. and Thomsen M.S.** (2005) Biomass dynamics of exotic *Sargassum muticum* and native *Halidrys siliquosa* in Limfjorden, Denmark: implications of species replacements on turnover rates. *Aquatic Botany* 83, 31–47.
- Pickett S.T.** (1989) Space-for-time substitution as an alternative to long-term studies. In Lickens G.E. (ed.) *Long-term studies in ecology*. New York, NY: Springer, pp. 110–135.
- Roa R.** (1992) Design and analysis of multiple-choice feeding-preference experiments. *Oecologia* 89, 509–515.
- Rossi F., Olabarria C., Incera M. and Garrido J.** (2010) The trophic significance of the invasive seaweed *Sargassum muticum* in sandy beaches. *Journal of Sea Research* 63, 52–61.
- Schultheis E.H., Berardi A.E. and Lau J.A.** (2015) No release for the wicked: enemy release is dynamic and not associated with invasiveness. *Ecology* 96, 2446–2457.
- Sotka E.E.** (2005) Local adaptation in host use among marine invertebrates. *Ecology Letters* 8, 448–459.
- Strayer D.L., Eviner V.T., Jeschke J.M. and Pace M.L.** (2006) Understanding the long-term effects of species invasions. *Trends in Ecology and Evolution* 21, 645–651.
- Strong D.R. Jr, McCoy E.D. and Rey J.R.** (1977) Time and the number of herbivore species: the pests of sugarcane. *Ecology* 58, 167–175.
- Strong J.A., Maggs C.A. and Johnson M.P.** (2009) The extent of grazing release from epiphytism for *Sargassum muticum* (Phaeophyceae) within the invaded range. *Journal of the Marine Biological Association of the United Kingdom* 89, 303–314.
- Šúri M., Huld T.A. and Dunlop E.D.** (2007) Potential of solar electricity generation in the European Union member states and candidate countries. *Solar Energy* 81, 1295–1305.
- Thomaz S.M., Agostinho A.A., Gomes L.C., Silveira M.J., Rejmanek M., Aslan C.E. and Chow E.** (2012) Using space-for-time substitution and time sequence approaches in invasion ecology. *Freshwater Biology* 57, 2401–2410.
- Thomsen M.S., Wernberg T., Stæhr P.A. and Pedersen M.F.** (2006) Spatio-temporal distribution patterns of the invasive macroalga *Sargassum muticum* within a Danish *Sargassum*-bed. *Helgoland Marine Research* 60, 50–58.
- Thomsen M.S., Wernberg T., Tuya F. and Silliman B.R.** (2009) Evidence for impacts of non-indigenous macroalgae: a meta-analysis of experimental field studies. *Journal of Phycology* 45, 812–819.
- Toth G.B., Karlsson M. and Pavia H.** (2007) Mesoherbivores reduce net growth and induce chemical resistance in natural seaweed populations. *Oecologia* 152, 245–255.
- Trowbridge C.D.** (2004) Emerging associations on marine rocky shores: specialist herbivores on introduced macroalgae. *Journal of Animal Ecology* 73, 294–308.
- Van Alstyne K.L.** (1995) Comparison of three methods for quantifying brown algal polyphenolic compounds. *Journal of Chemical Ecology* 21, 45–58.
- Van Alstyne K.L. and Paul V.J.** (1990) The biogeography of polyphenolic compounds in marine macroalgae: temperate brown algal defenses deter feeding by tropical herbivorous fishes. *Oecologia* 84, 158–163.
- Vesakoski O., Rautanen J., Jormalainen V. and Ramsay T.** (2009) Divergence in host use ability of a marine herbivore from two habitat types. *Journal of Evolutionary Biology* 22, 1545–1555.
- Vicente J.R., Pereira H.M., Randin C.F., Goncalves J., Lomba A., Alves P., Metzger J., Cezar M., Guisan A. and Honrado J.** (2014) Environment and dispersal paths override life strategies and residence time in determining regional patterns of invasion by alien plants. *Perspectives in Plant Ecology, Evolution and Systematics* 16, 1–10.
- Viejo R.M.** (1999) Mobile epifauna inhabiting the invasive *Sargassum muticum* and two local seaweeds in northern Spain. *Aquatic Botany* 64, 131–149.
- Watanabe J.M.** (1984) Food preference, food quality and diets of three herbivorous gastropods (Trochidae: *Tegula*) in a temperate kelp forest habitat. *Oecologia* 62, 47–52.
- Watson D.C. and Norton T.A.** (1987) The habitat and feeding preferences of *Littorina obtusata* and *L. mariae* Sacchi et Rastelli. *Journal of Experimental Marine Biology and Ecology* 112, 61–72.
- Wernberg T., Thomsen M.S., Stæhr P.A. and Pedersen M.F.** (2004) Epibiota communities of the introduced and indigenous macroalgal relatives *Sargassum muticum* and *Halidrys siliquosa* in Limfjorden (Denmark). *Helgoland Marine Research* 58, 154–161.
- Whelan R.J.** (1982) Response of slugs to unacceptable food items. *Journal of Applied Ecology* 19, 79–87.
- Williams G.A. and Brailsford T.J.** (1998) Temporal variation in parasite loading in relation to life history patterns of *Littorina obtusata* and *L. fabalis*. *Hydrobiologia* 378, 115–127.
- Williams S.L. and Smith J.E.** (2007) A global review of the distribution, taxonomy, and impacts of introduced seaweeds. *Annual Review of Ecology, Evolution, and Systematics* 38, 327–359.
- Willis A.J., Thomas M.B. and Lawton J.H.** (1999) Is the increased vigour of invasive weeds explained by a trade-off between growth and herbivore resistance? *Oecologia* 120, 632–640.
- and
- Withers R.G., Farnham W.F., Lewey S., Jephson N.A., Haythorn J.M. and Gray P.W.G.** (1975) The epibionts of *Sargassum muticum* in British waters. *Marine Biology* 31, 79–86.

Correspondence should be addressed to:

M. Kurr

Marine Science, School of Natural and Environmental Sciences, Newcastle University, Newcastle NE1 7RU, UK
email: martynkurr@gmail.com