



RESEARCH ARTICLE

Length functions in Teichmüller and anti-de Sitter geometry

Filippo Mazzoli¹ and Gabriele Viaggi²

¹Max Planck Institute for Mathematics in the Sciences, Inselstraße 22, 04103 Leipzig, Germany;
E-mail: filippomazzoli@me.com.

²Department of Mathematics, Sapienza University of Rome, Piazzale Aldo Moro 5, 00185 Roma, Italy;
E-mail: gabriele.viaggi@uniroma1.it.

Received: 6 June 2023; **Revised:** 15 September 2023; **Accepted:** 4 October 2023

2020 Mathematics Subject Classification: *Primary* – 53C50; *Secondary* – 57M50, 57K20

Abstract

We establish a link between the behavior of length functions on Teichmüller space and the geometry of certain anti-de Sitter 3-manifolds. As an application, we give new purely anti-de Sitter proofs of results of Teichmüller theory such as (strict) convexity of length functions along shear paths and geometric bounds on their second variation along earthquakes. Along the way, we provide shear-bend coordinates for GHMC anti-de Sitter 3-manifolds.

Contents

1	Introduction	2
1.1	Anti-de Sitter geometry	3
2	Teichmüller and anti-de Sitter space	8
2.1	Teichmüller theory	8
2.1.1	Hyperbolic surfaces	8
2.1.2	Geodesic laminations	8
2.1.3	Currents and measured laminations	9
2.1.4	Length functions	9
2.2	The $\mathrm{PSL}_2(\mathbb{R})$ model of $\mathbb{H}^{2,1}$	10
2.2.1	Boundary at infinity	10
2.2.2	Subspaces	10
2.2.3	Acausal sets and pseudo-metrics	11
3	Mess representations and pleated surfaces	11
3.1	Mess representations	11
3.1.1	Boundary maps	11
3.1.2	Domain of discontinuity	12
3.2	Laminations and pleated surfaces	12
3.2.1	Pleated sets	13
3.2.2	Bending locus	13
3.2.3	1-Lipschitz developing map	13
3.2.4	Pleated surfaces	14
3.2.5	Convex core	15
3.2.6	Initial and terminal singularities	16

© The Author(s), 2023. Published by Cambridge University Press. This is an Open Access article, distributed under the terms of the Creative Commons Attribution licence (<https://creativecommons.org/licenses/by/4.0/>), which permits unrestricted re-use, distribution, and reproduction in any medium, provided the original work is properly cited.

4	A generalization of a result of Mess	17
4.1	Shear coordinates	17
4.1.1	Transverse cocycles	17
4.1.2	Measured laminations	17
4.1.3	Hyperbolic structures	18
4.1.4	Continuity of cocycles	19
4.2	Para-complex numbers	19
4.2.1	Exponential and logarithm	19
4.2.2	Projective para-complex line	20
4.3	Shear-bend cocycle	20
4.3.1	Elementary shear	20
4.3.2	Maximal laminations with countably many leaves	21
4.3.3	General maximal laminations	22
4.4	Gauss map	23
4.5	The proof of Theorem 1	24
4.6	Shear-bend parametrization	24
5	Length functions in anti-de Sitter 3-manifolds	25
5.1	Moving endpoints orthogonally	25
5.2	Length and pleated surfaces	26
5.3	Intersection and pleated surfaces	27
6	Length functions in Teichmüller space	29
6.1	Orthogonal projection to a line	29
6.2	Convexity of length functions	30
6.3	Second variation along earthquakes	35

1. Introduction

The space \mathcal{T} of hyperbolic metrics on a closed orientable surface Σ of genus $g \geq 2$ up to isotopy, known as *Teichmüller space*, is an object that appears ubiquitously as a space of parameters but also as a geometric object.

Comparing different hyperbolic metrics on Σ according to various measurements of distortion endows \mathcal{T} with a wealth of geometry. An example is the *Lipschitz distortion*, which corresponds to the so-called *Thurston’s asymmetric metric*. Thurston proves in [21] that, given two hyperbolic metrics g_X, g_Y on Σ , we have

$$\min_{f \text{ homotopic to Id}} \{\text{Lip}(f) \mid f : (\Sigma, g_X) \rightarrow (\Sigma, g_Y)\} = \sup_{\gamma \in \pi_1(\Sigma) - \{1\}} \frac{L_Y(\gamma)}{L_X(\gamma)},$$

where $L_X(\gamma), L_Y(\gamma)$ are the lengths of the geodesic representatives of γ with respect to g_X, g_Y .

This phenomenon of expressing the measurement of distortion in terms of *length spectra* $L_Z(\bullet)$ is not exclusive of the Thurston metric. For example, the *Teichmüller* and *Weil-Petersson metrics* on \mathcal{T} also have this property.

It is therefore important to understand how length functions behave on Teichmüller space. Often, this behavior is related to certain *geometric structures* on low-dimensional manifolds. A celebrated example is the relation between *quasi-Fuchsian* hyperbolic 3-manifolds and Teichmüller geodesics discovered by Minsky [18].

Following an analogy between quasi-Fuchsian 3-manifolds and the so-called globally hyperbolic maximal Cauchy compact (GHMC) anti-de Sitter 3-manifolds, in this article we bring together the following:

- o 3-dimensional anti-de Sitter geometry,
- o Convexity of length functions along *shear paths* and *earthquakes*.

In particular, we use the global scale geometry of GHMC anti-de Sitter manifolds to give a proof of (strict) convexity of length functions. Using the same bridge, we also develop geometric bounds for the second variation on those functions along *earthquakes*. Our methods are inspired from ideas in 3-dimensional hyperbolic geometry.

1.1. Anti-de Sitter geometry

Anti-de Sitter geometry in dimension 3 is the geometry of $\mathbb{H}^{2,1} := \text{PSL}_2(\mathbb{R})$ endowed with its natural pseudo-Riemannian metric of signature $(2, 1)$. The link between Teichmüller theory and anti-de Sitter 3-manifolds comes from the basic fact that the group of symmetries of this space is

$$\text{Isom}_0(\text{PSL}_2(\mathbb{R})) = \text{PSL}_2(\mathbb{R}) \times \text{PSL}_2(\mathbb{R}),$$

where $(A, B) \cdot X := AXB^{-1}$ and, at the same time, $\text{PSL}_2(\mathbb{R}) = \text{Isom}^+(\mathbb{H}^2)$. A vast literature explores various aspects of this relation starting with the seminal work of Mess [17] (for a survey on the topic and recent developments, see Bonsante and Seppi [8]).

Mess representations

Let Σ be a closed orientable surface of genus $g \geq 2$ that we fix once and for all. We denote by $\Gamma := \pi_1(\Sigma)$ its fundamental group.

We realize the Teichmüller space \mathcal{T} of hyperbolic metrics on Σ up to isotopy as a component of the representation space

$$\mathcal{T} \subset \text{Hom}(\Gamma, \text{PSL}_2(\mathbb{R}))/\text{PSL}_2(\mathbb{R})$$

by associating to each hyperbolic structure X (the conjugacy class of) its holonomy representation $\rho_X : \Gamma \rightarrow \text{PSL}_2(\mathbb{R})$.

For any $X, Y \in \mathcal{T}$, we can consider the representation

$$\rho_{X,Y} = (\rho_X, \rho_Y) : \Gamma \rightarrow \text{PSL}_2(\mathbb{R}) \times \text{PSL}_2(\mathbb{R}).$$

We will refer to any such $\rho_{X,Y}$ as a *Mess representation*. The group $\rho_{X,Y}(\Gamma)$ acts on $\mathbb{H}^{2,1}$ *convex cocompactly*, meaning that

- there is an equivariant boundary map

$$\xi : \partial\Gamma \rightarrow \partial\text{PSL}_2(\mathbb{R}) = \mathbb{P}\{A \in M_2(\mathbb{R}) \mid \text{rank}(A) = 1\},$$

whose image $\xi(\partial\Gamma) = \Lambda_{X,Y}$ has the property that, for every $a, b, c \in \partial\Gamma$, the subspace $\mathbb{P}\{\text{Span}\{\xi(a), \xi(b), \xi(c)\}\} \cap \text{PSL}_2(\mathbb{R})$ is a *spacelike plane* – that is, it is isometric to \mathbb{H}^2 ;

- there is a canonical $\rho_{X,Y}(\Gamma)$ -invariant properly convex open subset $\Omega_{X,Y} \subset \text{PSL}_2(\mathbb{R})$ on which the action is properly discontinuous; and
- we have $\partial\Omega_{X,Y} \cap \partial\text{PSL}_2(\mathbb{R}) = \Lambda_{X,Y}$, and the group $\rho_{X,Y}(\Gamma)$ acts cocompactly on the convex hull $\mathcal{CH}_{X,Y} \subset \Omega_{X,Y}$ of $\Lambda_{X,Y}$.

In order to study the geometry of Mess representations, we will use *laminations* and *pleated surfaces*, as we introduced in [16]. Let us briefly recall the construction.

Laminations and pleated surfaces

A geodesic lamination on a hyperbolic surface X is a $\rho_X(\Gamma)$ -invariant closed subset $\lambda \subset \mathbb{H}^2$ that can be decomposed as a disjoint union of complete geodesics, the *leaves* of the lamination. The connected

components of $\mathbb{H}^2 - \lambda$ are ideal polygons, the *plaques* of the lamination. The lamination is called *maximal* if all the plaques are ideal triangles. Conveniently, the data of a geodesic lamination can be encoded, by recording the endpoints of the leaves, as a Γ -invariant closed subset of the space of geodesics

$$\{(x, y) \in \partial\Gamma \times \partial\Gamma \mid x \neq y\} / (x, y) \sim (y, x).$$

The boundary map $\xi : \partial\Gamma \rightarrow \Lambda_{X,Y}$ and the property of the curve $\Lambda_{X,Y}$ allow us to associate with every maximal lamination λ a *geometric realization*

$$\hat{\lambda} := \bigcup_{(a,b) \in \lambda} [\xi(a), \xi(b)] \subset \mathcal{CH}_{X,Y}$$

and a *pleated set*

$$\hat{S}_\lambda := \hat{\lambda} \cup \bigcup_{\Delta(a,b,c) \subset \mathbb{H}^2 - \lambda} \Delta(\xi(a), \xi(b), \xi(c)) \subset \mathcal{CH}_{X,Y}.$$

Here, $[\xi(a), \xi(b)]$ denotes the *spacelike* geodesic with endpoints $\xi(a), \xi(b)$, whereas $\Delta(\xi(a), \xi(b), \xi(c))$ is the ideal *spacelike* triangle contained in the spacelike plane $\mathbb{P}(\text{Span}\{\xi(a), \xi(b), \xi(c)\}) \cap \text{PSL}_2(\mathbb{R})$ with vertices $\xi(a), \xi(b), \xi(c)$.

For every element $\gamma \in \Gamma - \{1\}$ with attracting and repelling fixed points γ^+ and $\gamma^- \in \partial\Gamma$, respectively, the isometry $\rho_{X,Y}(\gamma)$ acts by translations on the spacelike line $\ell = [\xi(\gamma^-), \xi(\gamma^+)] \subset \mathcal{CH}_{X,Y}$ with minimal displacement

$$L_{\rho_{X,Y}}(\gamma) = \frac{L_X(\gamma) + L_Y(\gamma)}{2}.$$

We refer to $L_{\rho_{X,Y}}(\gamma)$ as the *length of γ with respect to $\rho_{X,Y}$* . As in the case of Fuchsian representations, the length function $L_{\rho_{X,Y}}$ admits a natural extension to the space of measured laminations \mathcal{ML} , which is continuous with respect to its weak* topology. Given any maximal geodesic lamination λ , we set

$$\mathcal{ML}_\lambda = \{\mu \in \mathcal{ML} \mid \text{support}(\mu) \subset \lambda\}.$$

Then we have the following structural result:

Theorem. (Theorems A, B and C of [16]) *Let $\rho_{X,Y}$ be a Mess representation. Consider a maximal lamination $\lambda \subset \Sigma$ and let $\hat{S}_\lambda \subset \mathcal{CH}_{X,Y} \subset \Omega_{X,Y}$ be the corresponding pleated set. Then,*

1. \hat{S}_λ is an acausal Lipschitz disk with boundary $\Lambda_{X,Y}$ (i.e., for every pair of points $x, y \in \hat{S}_\lambda$, the geodesic $[x, y]$ joining them is spacelike). In particular, \hat{S}_λ has a pseudo-metric $d_{\mathbb{H}^{2,1}}(x, y) := \text{length}([x, y])$.
2. \hat{S}_λ carries an intrinsic hyperbolic structure $Z_\lambda \in \mathcal{T}$, which satisfies $L_{Z_\lambda}(\mu) = L_{\rho_{X,Y}}(\mu)$ for every $\mu \in \mathcal{ML}_\lambda$.
3. Let ρ_λ be the holonomy representation of $Z_\lambda \in \mathcal{T}$. Then there exists a $(\rho_{X,Y} - \rho_\lambda)$ -equivariant homeomorphism $\hat{f} : \hat{S}_\lambda \rightarrow \mathbb{H}^2$ which is 1-Lipschitz, in the sense that $d_{\mathbb{H}^{2,1}}(x, y) \geq d_{\mathbb{H}^2}(\hat{f}(x), \hat{f}(y))$, and that is isometric on each leaf and plaque.

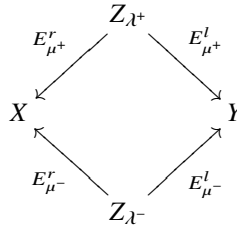
Furthermore, we have

$$L_{Z_\lambda}(\gamma) \leq L_{\rho_{X,Y}}(\gamma)$$

for every $\gamma \in \Gamma - \{1\}$, with strict inequality if and only if γ intersects transversely the bending locus of \hat{S}_λ .

Mess [17], inspired by work of Thurston (Chapter 8 of [20]), observes that $\partial^\pm \mathcal{CH}_{X,Y}$ is the pleated set \hat{S}_{λ^\pm} of a lamination λ^\pm and that measuring the total turning angle along paths $\alpha : I \rightarrow \partial^\pm \mathcal{CH}_{X,Y}$

endows λ^\pm with a natural transverse measure, the *bending measure* μ^\pm , with $\text{support}(\mu^\pm) \subset \lambda^\pm$. Then he shows that the surfaces X, Y and $Z_{\lambda^+}, Z_{\lambda^-}$ are related by the following diagram:



where $E_{\mu^+}^l, E_{\mu^-}^l, E_{\mu^+}^r, E_{\mu^-}^r$ are the *left* and *right earthquakes* induced by the measured laminations μ^+, μ^- .

Recall that by the work of Bonahon [5] and Thurston [21], for every maximal geodesic lamination λ of Σ , the Teichmüller space \mathcal{T} can be realized as an open convex cone in a finite dimensional \mathbb{R} -vector space $\mathcal{H}(\lambda; \mathbb{R})$ via the so-called *shear coordinates* $\sigma_\lambda : \mathcal{T} \rightarrow \mathcal{H}(\lambda; \mathbb{R})$. Generalizing Mess, we prove the following:

Theorem 1. *Let $\rho_{X,Y}$ be a Mess representation. Consider a maximal lamination $\lambda \subset \Sigma$ and let $S_\lambda = \hat{S}_\lambda / \rho_{X,Y}(\Gamma)$ be the corresponding pleated surface. Then, in shear coordinates $\sigma_\lambda(\mathcal{T}) \subset \mathcal{H}(\lambda; \mathbb{R})$ for λ , we have the following:*

1. *The intrinsic hyperbolic structure Z_λ of S_λ satisfies*

$$\sigma_\lambda(Z_\lambda) = \frac{\sigma_\lambda(X) + \sigma_\lambda(Y)}{2}.$$

2. *The intrinsic bending cocycle β_λ of S_λ satisfies*

$$\beta_\lambda = \frac{\sigma_\lambda(X) - \sigma_\lambda(Y)}{2}.$$

Length functions

We now come to the main novelty of this article, namely, the anti-de Sitter perspective on length functions in Teichmüller theory.

Recall that, given any Mess representation $\rho_{X,Y}$ and any nontrivial element $\gamma \in \Gamma - \{1\}$, the isometry $\rho_{X,Y}(\gamma)$ acts by translation of $L_{\rho_{X,Y}} = \frac{1}{2}(L_X(\gamma) + L_Y(\gamma))$ on its axis $\ell \subset \mathcal{CH}_{X,Y}$. In fact, $\rho_{X,Y}(\gamma)$ preserves also the *dual line* $\ell^* \subset \mathbb{H}^{2,1} - \Omega_{X,Y}$ of ℓ , which consists of all points in $\mathbb{H}^{2,1}$ at timelike distance $\frac{\pi}{2}$ from ℓ . The element $\rho_{X,Y}(\gamma)$ acts also on ℓ^* by translations and with minimal displacement

$$\theta_{\rho_{X,Y}}(\gamma) = \frac{L_X(\gamma) - L_Y(\gamma)}{2}.$$

We prove the following:

Theorem 2. *Let $\rho_{X,Y}$ be a Mess representation and let λ be a maximal lamination. Denote by $Z_\lambda \in \mathcal{T}$ the intrinsic hyperbolic structure on $\hat{S}_\lambda / \rho_{X,Y}(\Gamma)$, where $\hat{S}_\lambda \subset \mathcal{CH}_{X,Y}$ is the pleated set associated with λ . Consider $\gamma \in \Gamma - \{1\}$ a nontrivial element whose image $\rho_{X,Y}(\gamma)$ has axis $\ell \subset \mathcal{CH}_{X,Y}$.*

1. *Let δ be the maximal timelike distance of ℓ from \hat{S}_λ . Then,*

$$\cosh(L_{Z_\lambda}(\gamma)) \leq \cos(\delta)^2 \cosh(L_{\rho_{X,Y}}(\gamma)) + \sin(\delta)^2 \cosh(\theta_{\rho_{X,Y}}(\gamma)).$$

2. *Let δ^\pm be the maximal timelike distance of ℓ from λ^\pm . Then,*

$$\cosh(i(\lambda^\pm, \gamma)) \leq \sin(\delta^\pm)^2 \cosh(L_{\rho_{X,Y}}(\gamma)) + \cos(\delta^\pm)^2 \cosh(\theta_{\rho_{X,Y}}(\gamma)),$$

where $i(\bullet, \bullet)$ denotes the geometric intersection form (see, for example, [4]).

When combined, the previous results (Theorem 1 and Theorem 2) give a purely anti-de Sitter proof of (strict) convexity of length functions in shear coordinates, recovering simultaneously results of Bestvina, Bromberg, Fujiwara and Souto [3], and Th  ret [19]:

Theorem 3. *Let $\lambda \subset \Sigma$ be a maximal lamination. Given a measured lamination $\mu \in \mathcal{ML}$, denote by $\mathcal{L}_\mu : \mathcal{T} \rightarrow (0, \infty)$ its associated length function, $\mathcal{L}_\mu(X) := L_X(\mu)$. Then,*

1. *For any $\gamma \in \Gamma - \{1\}$ nontrivial loop, the length function \mathcal{L}_γ is convex in shear coordinates for λ . Moreover, convexity is strict if γ intersects essentially every leaf of λ .*
2. *For any measured lamination $\mu \in \mathcal{ML}$, the length function \mathcal{L}_μ is convex in shear coordinates for λ . Furthermore, convexity is strict if the support of μ intersects transversely each leaf of λ .*

Note that (b) does not imply (a). In (a), the loop γ does not necessarily represent a simple curve.

In the case of earthquakes, the geometry of Mess 3-manifolds allows us to get the following infinitesimal geometric bound. We should mention that these bounds can also be deduced from work of Kerckhoff [13] and Wolpert [23], respectively.

Theorem 4. *Let $\mu \in \mathcal{ML}$ be a measured lamination and let $\epsilon_\mu : [a, b] \rightarrow \mathcal{T}$ be an earthquake path driven by μ . Set $\mathcal{L}_\gamma(t) := L_{\epsilon_\mu(t)}(\gamma)$. Then, for every $\gamma \in \Gamma - \{1\}$, we have*

$$\ddot{\mathcal{L}}_\gamma \geq \frac{1}{\sinh(\mathcal{L}_\gamma)} |\dot{\mathcal{L}}_\gamma| (i(\gamma, \mu) - |\dot{\mathcal{L}}_\gamma|).$$

Let us point out that, by Kerckhoff’s formula for the first variation [13], we always have $|\dot{\mathcal{L}}_\gamma| \leq i(\gamma, \mu)$ with strict inequality if γ intersects μ essentially.

Anti-de Sitter proofs

We now briefly discuss the main new ideas and ingredients that go into the anti-de Sitter proofs.

Theorem 2

The idea is that, as we move a closed geodesic $\gamma \subset M_{X,Y}$ orthogonally along timelike directions, its length shrinks. Heuristically speaking, every closed geodesic $\gamma \subset M_{X,Y}$ is the core of an (immersed) anti-de Sitter annulus $A_\gamma \subset M_{X,Y}$ whose intrinsic metric has the form $ds^2 = -dt^2 + \sin(t)^2 d\ell^2$. Hence, the length of $\gamma(s) = (0, s)$ (in (t, ℓ) coordinates) contracts as we move it away from the core $\{t = 0\}$ along orthogonal timelike directions. In the proof of the theorem, we make some aspects of this picture precise. In particular, we understand how various avatars of A_γ intersect the pleated surfaces $\hat{S}_\lambda/\rho_{X,Y}(\Gamma)$ and $\partial^\pm \mathcal{CC}(M_{X,Y}) = \partial^\pm \mathcal{CH}_{X,Y}/\rho_{X,Y}(\Gamma)$.

Theorem 3

(Strict) convexity is equivalent to the (strict) inequality in

$$\mathcal{L}_\gamma(Z_\lambda) \leq \frac{\mathcal{L}_\gamma(X) + \mathcal{L}_\gamma(Y)}{2}$$

for every $X \neq Y \in \mathcal{T}$, where $\sigma_\lambda(Z_\lambda) = \frac{\sigma_\lambda(X) + \sigma_\lambda(Y)}{2} \in \mathcal{H}(\lambda; \mathbb{R})$. We note that the right-hand side is equal to $L_{\rho_{X,Y}}(\gamma)$ and, by Theorem 1, the left-hand side is equal to $L_{Z_\lambda}(\gamma)$, where Z_λ is the hyperbolic structure on the pleated surface $\hat{S}_\lambda/\rho_{X,Y}(\gamma)$ associated with λ and $\rho_{X,Y}$. The inequality is then a consequence of part (a) of Theorem 2. The inequality is not strict exactly when the maximal distance δ between ℓ and \hat{S}_λ vanishes or, in other words, when $\ell \subset \hat{S}_\lambda$. This is possible if and only if γ does not intersect transversely the bending locus.

The proof for laminations requires a significantly more refined argument based on the following heuristic principle: every time ℓ passes at timelike distance $\delta > 0$ from \hat{S}_λ it creates a gap of size $\kappa > 0$ between $L_{Z_\lambda}(\mu)$ and $L_{\rho_{X,Y}}(\mu)$.

Theorem 4

The idea is to analyze the geometry of the representations $\rho_t := \rho_{Z_{-t}, Z_t}$ as $t \rightarrow 0$, where $Z_t = E_{t\mu}^l(Z)$ for some fixed $Z \in \mathcal{T}$. Notice that, by Theorem 1, the bending measure on $\partial^+ \mathcal{CH}_{Z_{-t}, Z_t}$ is $\mu_t^+ = t\mu$ and its associated hyperbolic structure is constant $Z_t^+ = Z$. The main tool is again Theorem 2: combining the inequalities of part (a) and part (b) of Theorem 2, we have

$$\cosh(t \cdot i(\mu, \gamma)) - \cosh(\theta_{\rho_t}(\gamma)) \leq \cosh(L_{\rho_t}(\gamma)) - \cosh(L_Z(\gamma)).$$

The conclusion follows from basic analysis, essentially the mean value theorem $\cosh(x) - \cosh(y) = \sinh(\xi)(x - y)$, where $\xi \in [x, y]$, and the fact that $(f(-t) + f(t) - 2f(0))/t^2 \rightarrow \ddot{f}$, which we apply to $(L_{\rho_t}(\gamma) - L_Z(\gamma))/t^2 = (\mathcal{L}_\gamma(Z_{-t}) + \mathcal{L}_\gamma(Z_t) - 2\mathcal{L}_\gamma(Z))/2t^2 \rightarrow \ddot{\mathcal{L}}_\gamma/2$.

Shear-bend parametrization

As an application of our computations on the intrinsic hyperbolic structure and intrinsic bending of a non-convex pleated surface, we also obtain a shear-bend parametrization of the space of Mess 3-manifolds, in the spirit of Bonahon’s work [5]. Consider the space of Mess representations

$$\mathcal{MR} := \mathcal{T} \times \mathcal{T} \subset \text{Hom}(\Gamma, \text{PSL}_2(\mathbb{B}))/\text{PSL}_2(\mathbb{B}),$$

where $\mathbb{B} := \mathbb{R}[\tau]/(\tau^2 - 1) = \mathbb{R} \oplus \tau\mathbb{R}$ denotes the ring of *para-complex numbers*. Let $\mathcal{H}(\lambda; \mathbb{B})$ be the finite dimensional \mathbb{B} -module of *transverse cocycles* for λ with values in \mathbb{B} , as introduced in Bonahon [5]. Notice that there are natural identifications $\text{PSL}_2(\mathbb{B}) = \text{PSL}_2(\mathbb{R}) \times \text{PSL}_2(\mathbb{R})$ and $\mathcal{H}(\lambda; \mathbb{B}) = \mathcal{H}(\lambda; \mathbb{R}) \oplus \tau \mathcal{H}(\lambda; \mathbb{R})$. We have the following:

Theorem 5. *Let $\lambda \subset \Sigma$ be a maximal lamination. Then,*

1. *The map*

$$\begin{aligned} \Phi : \mathcal{MR} &\longrightarrow \mathcal{H}(\lambda; \mathbb{B}) \\ \rho = \rho_{X,Y} &\longmapsto \sigma_\lambda(Z_\lambda) + \tau \beta_\lambda, \end{aligned}$$

which associates to ρ the shear-bend cocycle σ_ρ of the unique pleated surface $S_\lambda = \hat{S}_\lambda/\rho(\Gamma)$ determined by λ , is an analytic para-complex embedding.

2. *If $\omega_{\text{Th}}^{\mathbb{B}}(\bullet, \bullet)$ denotes the (\mathbb{B} -valued) Thurston’s symplectic form on $\mathcal{H}(\lambda; \mathbb{B})$, then*

$$\omega_{\text{Th}}^{\mathbb{B}}(\sigma_\rho, \mu) = L_\rho(\mu) + \tau \theta_\rho(\mu)$$

for every measured lamination $\mu \in \mathcal{ML}_\lambda$ and every $\rho = \rho_{X,Y} \in \mathcal{MR}$.

3. *The image of the embedding is given by*

$$\begin{aligned} \Phi(\mathcal{MR}) &= \left\{ \sigma + \tau\beta \in \mathcal{H}(\lambda; \mathbb{B}) \mid \sigma + \beta, \sigma - \beta \in \mathcal{T} \subset \mathcal{H}(\lambda; \mathbb{R}) \right\} \\ &= \left\{ \sigma + \tau\beta \in \mathcal{H}(\lambda; \mathbb{B}) \mid |\omega_{\text{Th}}^{\mathbb{B}}(\sigma + \tau\beta, \bullet)|_{\mathbb{B}}^2 > 0 \text{ on } \mathcal{ML}_\lambda \right\}. \end{aligned}$$

Here, $|x + \tau y|_{\mathbb{B}}^2 = x^2 - y^2$ is the para-complex norm.

4. *The pull-back of $\omega_{\text{Th}}^{\mathbb{B}}$ to $\mathcal{MR} = \mathcal{T} \times \mathcal{T}$ coincides with*

$$\Phi^* \omega_{\text{Th}} = c \cdot (\omega_{\text{WP}} \oplus \omega_{\text{WP}} + \tau \omega_{\text{WP}} \oplus (-\omega_{\text{WP}})),$$

where $\omega_{\text{WP}}(\bullet, \bullet)$ is the Weil-Petersson symplectic form.

Notice that the para-complex structure and the symplectic structure appearing in items (1) and (4), respectively, are part of the natural para-hyperKähler structure defined on the deformation space of GHMC anti-de Sitter 3-manifolds (see Mazzoli, Seppi and Tamburelli [15] for details).

It is worth mentioning that Mausburger and Scarinci [14] described a similar set of coordinates for GHMC spacetimes of dimension 3 that admit a cusped Cauchy surface, which they call *generalised shear coordinates*. Although the present work deals with the case of a *closed* orientable surface Σ of genus larger than 1 and *any* maximal geodesic lamination λ , in [14], the authors consider constant curvature (not necessary equal to -1) GHMC spacetimes homeomorphic to $S \times \mathbb{R}$, where S is a finite type surface with at least one puncture and λ is an ideal triangulation.

Structure of the article

The paper is organized as follows:

- In Section 2, we recall some basic facts in Teichmüller theory and anti-de Sitter 3-dimensional geometry.
- In Section 3, we introduce Mess representations and pleated surfaces and recall some of their properties.
- In Section 4, we compute the intrinsic shear-bend cocycles of pleated surfaces and prove Theorems 1 and 5.
- In Section 5, we study the behavior of length functions for Mess representations and prove Theorem 2.
- In Section 6, we discuss the purely anti-de Sitter proofs of Theorems 3 and 4.

2. Teichmüller and anti-de Sitter space

In this section, we recall the amount of basic Teichmüller theory and anti-de Sitter 3-dimensional geometry that we will need in the next sections.

2.1. Teichmüller theory

We start with hyperbolic surfaces and (measured) geodesic laminations.

2.1.1. Hyperbolic surfaces

We fix once and for all a closed oriented surface Σ of genus $g \geq 2$ and denote by $\Gamma := \pi_1(\Sigma)$ its fundamental group.

Definition 2.1 (Hyperbolic Structures). A *marked hyperbolic structure* on Σ is a homeomorphism between Σ and a quotient $\mathbb{H}^2/\rho_X(\Gamma)$ of the hyperbolic plane \mathbb{H}^2 by the image of a faithful and discrete representation $\rho_X : \Gamma \rightarrow \mathrm{PSL}_2(\mathbb{R})$, the *holonomy* of the structure. Two marked hyperbolic structures X, X' on Σ are equivalent if their holonomies $\rho_X, \rho_{X'}$ are conjugate.

Definition 2.2 (Teichmüller Space). The *Teichmüller space* of Σ , denoted by \mathcal{T} , is the space of equivalence classes of marked hyperbolic structures on Σ . It can be realized as a connected component of the space

$$\mathcal{T} \subset \mathrm{Hom}(\Gamma, \mathrm{PSL}_2(\mathbb{R}))/\mathrm{PSL}_2(\mathbb{R}),$$

where $\mathrm{PSL}_2(\mathbb{R})$ acts on the space of representations by conjugation.

2.1.2. Geodesic laminations

To study the geometry of hyperbolic surfaces, it is quite useful to look at the behavior of their geodesic laminations, which are 1-dimensional objects generalizing simple closed geodesics.

Definition 2.3 (Space of Geodesics). The space of (unoriented) geodesics on \mathbb{H}^2 is naturally identified with the set of pairs of endpoints

$$\mathcal{G} := \{(x, y) \in \mathbb{RP}^1 \times \mathbb{RP}^1 \mid x \neq y\} / (x, y) \sim (y, x),$$

where (x, y) corresponds to the line with endpoints x, y .

Definition 2.4 (Geodesic Lamination). Let $X = \mathbb{H}^2 / \rho_X(\Gamma)$ be a hyperbolic surface. A *geodesic lamination* on X is a $\rho_X(\Gamma)$ -invariant closed subset $\lambda \subset \mathbb{H}^2$, which can be expressed as a disjoint union of complete geodesics, the *leaves* of the lamination. The complementary regions $\mathbb{H}^2 - \lambda$ are ideal polygons (with possibly infinitely many sides) and are called the *plaques* of λ .

The geodesic lamination λ is *maximal* if all its plaques are ideal triangles. A geodesic lamination on X is completely determined by the endpoints on \mathbb{RP}^1 of the leaves which form a closed $\rho_X(\Gamma)$ -invariant subset of \mathcal{G} . We denote by \mathcal{GL} the space of geodesic laminations and by \mathcal{GL}_m the subspace consisting of maximal ones.

For more details, we address the reader to Chapter I.4 of [10].

2.1.3. Currents and measured laminations

Both Teichmüller space and measured laminations can be seen inside the space of geodesic currents as introduced by Bonahon (see [4]). This framework is well-suited to study length functions thanks to the presence of a natural geometric intersection form, as we now explain.

Definition 2.5 (Geodesic Current). Let $X = \mathbb{H}^2 / \rho_X(\Gamma)$ be a hyperbolic surface. A *geodesic current* on X is a $\rho_X(\Gamma)$ -invariant locally finite Borel measure on \mathcal{G} . We denote by \mathcal{C} the space of geodesic currents.

Definition 2.6 (Closed Geodesics). A basic example of geodesic current is the one associated to a free homotopy class of a loop $\gamma \in \Gamma - \{1\}$. It is defined as $\delta_\gamma := \sum_{[\alpha] \in \Gamma / \langle \gamma \rangle} \delta_{\ell_\alpha}$, where ℓ_α is the axis of $\rho_X(\alpha)$ and δ_ℓ is the Dirac mass on the point $\ell \in \mathcal{G}$.

Definition 2.7 (Geometric Intersection). On \mathcal{C} , there is a natural *intersection form* $i(\bullet, \bullet)$, defined as follows. Let $\alpha, \beta \in \mathcal{C}$ be geodesic currents. Consider the space of intersecting geodesics $\mathcal{I} := \{(\ell, \ell') \in \mathcal{G} \times \mathcal{G} \mid \ell \cap \ell' \neq \emptyset\}$. The group $\rho_X(\Gamma)$ acts properly discontinuously and freely on \mathcal{I} . By invariance, the measure $\alpha \times \beta$ on \mathcal{I} descends to a Borel measure on $\mathcal{I} / \rho_X(\Gamma)$. Define $i(\alpha, \beta) := (\alpha \times \beta)(\mathcal{I} / \rho_X(\Gamma))$. A crucial property of the geometric intersection form $i(\alpha, \beta)$ is that it is continuous in α, β .

Definition 2.8 (Measured Lamination). Let $X = \mathbb{H}^2 / \rho_X(\Gamma)$ be a hyperbolic surface. A *measured lamination* on X is a geodesic current $\mu \in \mathcal{C}$ with $i(\mu, \mu) = 0$. We denote by \mathcal{ML} the space of measured laminations.

The *support* of a measured lamination $\text{support}(\mu)$ is a geodesic lamination (see [4]). We denote by $\mathcal{ML}_\lambda := \{\mu \in \mathcal{ML} \mid \text{support}(\mu) \subset \lambda\}$ the space of measured laminations whose support is contained in λ .

2.1.4. Length functions

Every hyperbolic surface X has a (marked) length spectrum $\{L_X(\gamma)\}_{\gamma \in \Gamma - \{1\}}$ given by the lengths of its closed geodesics. Conveniently, Bonahon [4] proves that the length function $L_X(\bullet)$ extends continuously to geodesic currents as follows:

Definition 2.9 (Liouville Current). The *Liouville current* \mathcal{L} on \mathcal{G} is the $\text{PSL}_2(\mathbb{R})$ -invariant Borel measure on \mathcal{G} defined by

$$\mathcal{L}([a, b] \times [c, d]) := \beta^{\mathbb{R}}(a, b, c, d)$$

on boxes $[a, b] \times [c, d]$ with $[a, b] \cap [c, d] = \emptyset$ (these sets generate the Borel algebra of \mathcal{G}), where $\beta^{\mathbb{R}}$ denotes the standard cross ratio of $\mathbb{R}\mathbb{P}^1$. The Liouville current has the property that

$$L_X(\gamma) = i(\mathcal{L}, \delta_\gamma)$$

for every $\gamma \in \Gamma$ (see [4]). Therefore, $i(\mathcal{L}, \bullet)$ extends continuously the length function $L_X(\bullet)$ to the space of geodesic currents.

2.2. The $\text{PSL}_2(\mathbb{R})$ model of $\mathbb{H}^{2,1}$

The second central object that we discuss is the anti-de Sitter 3-space $\mathbb{H}^{2,1}$. We will mostly work in its linear and projective models, which we now describe. For more details on the material we present here, we refer the reader to [8].

The group $\text{SL}_2(\mathbb{R})$ sits inside the vector space of 2×2 matrices with real entries $M_2(\mathbb{R})$ as the hyperboloid of vectors of norm -1 for the quadratic form $\langle \bullet, \bullet \rangle$ of signature $(2, 2)$ given by

$$2 \langle X, Y \rangle := \det(X) + \det(Y) - \det(X + Y) = -\text{tr}(XY^*),$$

where $\begin{bmatrix} a & b \\ c & d \end{bmatrix}^* := \begin{bmatrix} d & -b \\ -c & a \end{bmatrix}$.

Note that, for every $X \in \text{SL}_2(\mathbb{R})$, the restriction of the quadratic form to $T_X \text{SL}_2(\mathbb{R}) = X^\perp$ has signature $(2, 1)$ and hence induces a $(2, 1)$ -pseudo-Riemannian metric on $\text{SL}_2(\mathbb{R})$ (experts will have recognized the Killing form of $\text{SL}_2(\mathbb{R})$). The group $\text{SL}_2(\mathbb{R}) \times \text{SL}_2(\mathbb{R})$ acts on $M_2(\mathbb{R})$ by left and right multiplications as $(A, B) \cdot X := AXB^{-1}$, and the action is isometric with respect to $\langle \bullet, \bullet \rangle$. Passing to the projectivization $\text{PSL}_2(\mathbb{R}) \subset \mathbb{P}(M_2(\mathbb{R}))$, we obtain the projective model of anti-de Sitter 3-space $\mathbb{H}^{2,1}$.

2.2.1. Boundary at infinity

In this model, the boundary at infinity $\partial\mathbb{H}^{2,1}$ of $\mathbb{H}^{2,1}$ identifies with the topological boundary of $\text{PSL}_2(\mathbb{R})$ in $\mathbb{P}(M_2(\mathbb{R}))$:

$$\partial\text{PSL}_2(\mathbb{R}) = \{[X] \in \mathbb{P}(M_2(\mathbb{R})) \mid \det(X) = 0\}.$$

Observe that $\partial\text{PSL}_2(\mathbb{R})$ consists of rank one matrices and can be $\text{PSL}_2(\mathbb{R}) \times \text{PSL}_2(\mathbb{R})$ -equivariantly identified with $\mathbb{R}\mathbb{P}^1 \times \mathbb{R}\mathbb{P}^1$ via the map

$$\begin{aligned} \partial\text{PSL}_2(\mathbb{R}) &\longrightarrow \mathbb{R}\mathbb{P}^1 \times \mathbb{R}\mathbb{P}^1 \\ [X] &\longmapsto ([\text{Im}(X)], [\text{Ker}(X)]). \end{aligned}$$

2.2.2. Subspaces

Totally geodesic subspaces in anti-de Sitter 3-space $\mathbb{H}^{2,1}$ are of the form $\mathbb{P}(V) \cap \text{PSL}_2(\mathbb{R})$, where $V \subset M_2(\mathbb{R})$ is a linear subspace intersecting $\text{SL}_2(\mathbb{R})$. In particular, we have

- *timelike geodesics* isometric to $\mathbb{R}/\pi\mathbb{Z} \Leftrightarrow V$ 2-plane of signature $(0, 2)$.
- *spacelike geodesics* isometric to $\mathbb{R} \Leftrightarrow V$ 2-plane of signature $(1, 1)$.
- *spacelike planes* isometric to $\mathbb{H}^2 \Leftrightarrow V$ 3-plane of signature $(2, 1)$.

Let \tilde{x}, \tilde{y} be representatives of two distinct points $x, y \in \mathbb{H}^{2,1}$ that satisfy $\langle \tilde{x}, \tilde{x} \rangle = \langle \tilde{y}, \tilde{y} \rangle = -1$. Then, x and y are joined by

- a spacelike geodesic if and only if $|\langle \tilde{x}, \tilde{y} \rangle| > 1$;
- a lightlike geodesic if and only if $|\langle \tilde{x}, \tilde{y} \rangle| = 1$;
- a timelike geodesic if and only if $|\langle \tilde{x}, \tilde{y} \rangle| < 1$.

The geodesic $\gamma(t)$ starting at $x \in \mathbb{H}^{2,1}$ with velocity $v \in T_x\mathbb{H}^{2,1} = x^\perp$ is represented by

$$\tilde{\gamma}(t) = \begin{cases} \cosh(t)\tilde{x} + \sinh(t)v & \text{if } \langle v, v \rangle = 1, \\ \cos(t)\tilde{x} + \sin(t)v & \text{if } \langle v, v \rangle = -1. \end{cases}$$

(Throughout the rest of the exposition, we often do not distinguish between $x \in \mathbb{H}^{2,1}$ and the choice of a representative \tilde{x} satisfying $\langle \tilde{x}, \tilde{x} \rangle = -1$.)

2.2.3. Acausal sets and pseudo-metrics

The last concept that we need is the one of acausality:

Definition 2.10 (Acausal Set). A subset $S \subset \mathbb{H}^{2,1} \cup \partial\mathbb{H}^{2,1}$ is *acausal* if, for every $x, y \in S$, the geodesic $[x, y]$ is spacelike.

Definition 2.11 (Pseudo Metric). On acausal subsets $S \subset \mathbb{H}^{2,1}$ we have a *pseudo-metric* $d_{\mathbb{H}^{2,1}}(\bullet, \bullet)$, defined as follows:

$$\cosh(d_{\mathbb{H}^{2,1}}(x, y)) = |\langle x, y \rangle|.$$

Notice that $d_{\mathbb{H}^{2,1}}$ does not satisfy the triangle inequality in general.

3. Mess representations and pleated surfaces

The goal of the section is to describe Mess representations and the geometry of their pleated surfaces. In particular, at the end of the section, we discuss the structure of the boundary of the convex core associated with a Mess representation.

3.1. Mess representations

First of all, we introduce the following class:

Definition 3.1 (Mess Representation). Let $X, Y \in \mathcal{T}$ be hyperbolic structures. The *Mess representation* with parameters X, Y is

$$\rho_{X,Y} := (\rho_X, \rho_Y) : \Gamma \rightarrow \text{PSL}_2(\mathbb{R}) \times \text{PSL}_2(\mathbb{R}),$$

where ρ_X, ρ_Y are the holonomy representations of X, Y .

3.1.1. Boundary maps

Every Mess representation $\rho_{X,Y}$ comes with a natural equivariant boundary map

$$\xi : \partial\Gamma \longrightarrow \partial\mathbb{H}^{2,1}.$$

It can be described explicitly as follows. Recall that $\partial\text{PSL}_2(\mathbb{R})$ is naturally identified with $\mathbb{RP}^1 \times \mathbb{RP}^1$. Let $h_X, h_Y : \partial\Gamma \rightarrow \mathbb{RP}^1$ be the unique ρ_X, ρ_Y -equivariant homeomorphism. The boundary map $\xi : \partial\Gamma \rightarrow \mathbb{RP}^1 \times \mathbb{RP}^1$ is just $\xi = (h_X, h_Y)$.

Its image $\xi(\partial\Gamma) = \Lambda_{X,Y}$ is the graph of the unique $(\rho_X - \rho_Y)$ -equivariant homeomorphism $h_{X,Y} : \mathbb{RP}^1 \rightarrow \mathbb{RP}^1$.

It is not difficult to check that $\Lambda_{X,Y}$ has the property that, for every $a, b, c \in \mathbb{RP}^1$, the 3-space $\text{Span}\{(a, h_{X,Y}(a)), (b, h_{X,Y}(b)), (c, h_{X,Y}(c))\}$ has signature $(2, 1)$. Let us assume without loss of generality that $a < b < c$. As $h_{X,Y}$ is an orientation-preserving homeomorphism, we have $h_{X,Y}(a) < h_{X,Y}(b) < h_{X,Y}(c)$. Hence, up to the action of $\text{PSL}_2(\mathbb{R}) \times \text{PSL}_2(\mathbb{R})$, we can assume that

$(a, b, c) = (h_{X,Y}(a), h_{X,Y}(b), h_{X,Y}(c)) = ((0, 0), (1, 1), (\infty, \infty))$. Tracing back the identification with $\partial\text{PSL}_2(\mathbb{R})$, we see that

$$(0, 0) = \begin{bmatrix} 0 & 0 \\ 1 & 0 \end{bmatrix}, (1, 1) = \begin{bmatrix} 1 & -1 \\ 1 & -1 \end{bmatrix}, (\infty, \infty) = \begin{bmatrix} 0 & 1 \\ 0 & 0 \end{bmatrix}.$$

Notice now that the span of these three elements equals the subspace of 2×2 traceless matrices, which, by the expression of the bilinear pairing $\langle \bullet, \bullet \rangle$ from Section 2.2, coincides with the orthogonal of the identity. Being the identity matrix a spacelike vector with respect to $\langle \bullet, \bullet \rangle$, the conclusion follows.

3.1.2. Domain of discontinuity

From the boundary curve $\Lambda_{X,Y} \subset \partial\mathbb{H}^{2,1}$, one constructs a standard open domain:

$$\Omega_{X,Y} := \{y \in \mathbb{H}^{2,1} \mid [x, y] \text{ spacelike } \forall x \in \Lambda_{X,Y}\}.$$

It can also be described as a connected component of

$$\mathbb{H}^{2,1} - \bigcup_{x \in \Lambda_{X,Y}} \{ \langle x, \bullet \rangle = 0 \},$$

which is a properly convex subset of $\mathbb{P}(M_2(\mathbb{R}))$ whenever $X \neq Y$, whose closure contains $\Lambda_{X,Y}$. In particular, it contains a natural closed $\rho_{X,Y}(\Gamma)$ -invariant convex subset, namely the convex hull $\mathcal{CH}_{X,Y}$ of the limit set $\Lambda_{X,Y}$.

As $\Omega_{X,Y}$ does not contain closed timelike geodesics, it has a well-defined timelike distance.

Definition 3.2 (Timelike Distance). The *timelike distance* $\delta_{\mathbb{H}^{2,1}}(\bullet, \bullet) \in [0, \pi]$ on $\Omega_{X,Y}$ is defined by setting

$$\delta_{\mathbb{H}^{2,1}}(x, y) = 0$$

if the segment $[x, y]$ is either lightlike or spacelike, and otherwise

$$\delta_{\mathbb{H}^{2,1}}(x, y) := \int \sqrt{-\langle \dot{\alpha}(t), \dot{\alpha}(t) \rangle} dt,$$

where $\alpha = \alpha(t)$ denotes some lift to $\text{SL}_2(\mathbb{R})$ of the parametrized timelike segment $[x, y] \subset \Omega_{X,Y} \subset \text{PSL}_2(\mathbb{R})$.

The group $\rho_{X,Y}(\Gamma)$ acts freely and properly discontinuously on $\Omega_{X,Y}$ (see [17]). The quotient $M_{X,Y} := \Omega_{X,Y} / \rho_{X,Y}(\Gamma)$ is the *Mess manifold* associated with $X, Y \in \mathcal{T}$.

Let us mention the fact that $M_{X,Y}$ is a so-called *globally hyperbolic maximal Cauchy compact* (GHMC) anti-de Sitter 3-manifold. In particular, this means that $M_{X,Y}$ contains a closed spacelike surface S homeomorphic to Σ , which intersects every inextensible timelike geodesic exactly once. From this property, it is not difficult to deduce that $M_{X,Y}$ is diffeomorphic to $\Sigma \times \mathbb{R}$. Mess proves in [17] that, in fact, all GHMC manifolds M whose Cauchy surfaces are homeomorphic to Σ have the form $M = M_{X,Y}$ for some $X, Y \in \mathcal{T}$.

3.2. Laminations and pleated surfaces

Mess representations are examples of *maximal representations* in $\text{PSL}_2(\mathbb{R}) \times \text{PSL}_2(\mathbb{R}) = \text{PSO}_0(2, 2)$, as introduced in Burger, Iozzi and Wienhard [9]. In fact, by a celebrated result of Goldman [12], every maximal representation in $\text{PSL}_2(\mathbb{R}) \times \text{PSL}_2(\mathbb{R})$ is a Mess representation.

As a consequence, we can apply the results of [16] to our setting. In this section, we recall the pleated surface construction from [16] and describe some geometric properties of these objects.

3.2.1. Pleated sets

Let $\rho_{X,Y}$ be a Mess representation with boundary map $\xi : \partial\Gamma \rightarrow \Lambda_{X,Y}$.

Definition 3.3 (Geometric Realization). Let $\lambda \in \mathcal{GL}$ be a lamination. The *geometric realization* of λ for $\rho_{X,Y}$ is

$$\hat{\lambda} := \bigcup_{(a,b) \in \lambda} [\xi(a), \xi(b)] \subset \mathcal{CH}_{X,Y},$$

where (a, b) is the leaf of λ with endpoints a, b and $[\xi(a), \xi(b)]$ is the spacelike geodesic with endpoints $\xi(a), \xi(b)$.

Definition 3.4 (Pleated Set). Let $\lambda \in \mathcal{GL}_m$ be a maximal lamination. The *pleated set* associated with λ and $\rho_{X,Y}$ is

$$\hat{S}_\lambda := \hat{\lambda} \cup \bigcup_{\Delta(a,b,c) \subset \mathbb{H}^2 - \lambda} \Delta(\xi(a), \xi(b), \xi(c)) \subset \mathcal{CH}_{X,Y},$$

where $\Delta(a, b, c)$ is the plaque of λ with vertices a, b, c and $\Delta(\xi(a), \xi(b), \xi(c))$ is the ideal spacelike triangle with endpoints $\xi(a), \xi(b), \xi(c)$.

Proposition 3.5 (Proposition 3.7 of [16]). *The pleated set $\hat{S}_\lambda \subset \mathcal{CH}_{X,Y}$ is a $\rho_{X,Y}(\Gamma)$ -invariant topological Lipschitz acausal subsurface.*

Incidentally, in combination with classical 3-dimensional topology, Proposition 3.5 has also the following topological corollary:

Corollary 3.6. *Let $\rho_{X,Y}$ be a Mess representation with parameters $X, Y \in \mathcal{T}$. Identify the Mess manifold $M_{X,Y} := \Omega_{X,Y} / \rho_{X,Y}(\Gamma)$ with $\Sigma \times \mathbb{R}$ and let $\alpha \subset \Sigma$ be an essential multicurve. Then, the geodesic realization of α in $M_{X,Y}$ is isotopic to $\alpha \subset \Sigma \times \{0\}$.*

Proof. Let λ_α be a maximal lamination obtained from α by adding finitely many geodesics spiraling around the curves in α . By Proposition 3.5, there exists an embedded π_1 -injective (Lipschitz) surface $S_\alpha = \hat{S}_{\lambda_\alpha} / \rho_{X,Y}(\Gamma) \subset M_{X,Y}$ containing the geodesic realization of the curves in α . By Proposition 3.1 and Corollary 3.2 of [22], such a surface, being embedded and π_1 -injective, is isotopic to $\Sigma \times \{0\}$. \square

3.2.2. Bending locus

The pleated set \hat{S}_λ is not necessarily bent along all the lines in $\hat{\lambda}$.

Definition 3.7 (Bending Locus). Let $\rho_{X,Y}$ be a Mess representation. Consider λ a maximal lamination with geometric realization $\hat{\lambda}$ and denote by \hat{S}_λ the corresponding pleated set. A point $x \in \ell \subset \hat{\lambda}$ is in the *bending locus* of \hat{S}_λ if there is no (necessarily spacelike) geodesic segment k entirely contained in \hat{S}_λ and such that $\text{int}(k) \cap \ell = x$.

We have the following:

Proposition 3.8 (Proposition 3.11 of [16]). *The bending locus is a sublamination of $\hat{\lambda}$, and its complement in \hat{S}_λ is a union of 2-dimensional totally geodesic spacelike regions.*

3.2.3. 1-Lipschitz developing map

Unfolding pleated sets along the bending locus naturally maps them to \mathbb{H}^2 . We formalize this heuristic picture as follows:

Definition 3.9 (Developing Map). Let $\rho_{X,Y}$ be a Mess representation. Let $\hat{S}_\lambda \subset \mathcal{CH}_{X,Y}$ be the pleated set associated with a maximal lamination λ . A *1-Lipschitz developing map* is a homeomorphism $f : \hat{S}_\lambda \rightarrow \mathbb{H}^2$ with the following properties:

1. It is isometric on every plaque and sends every leaf of $\hat{\lambda}$ onto a complete geodesic.
2. It is 1-Lipschitz with respect to the intrinsic pseudo-metric on \hat{S}_λ and the hyperbolic metric on \mathbb{H}^2 .

Developing maps have a couple of useful general properties which we now describe. First, they are isometric outside the bending locus.

Lemma 3.10 (Lemma 6.2 of [16]). *Let $\rho_{X,Y}$ be a Mess representation and let \hat{S}_λ be the pleated set associated to a maximal lamination λ . Then, every 1-Lipschitz developing map $f : \hat{S}_\lambda \rightarrow \mathbb{H}^2$ is isometric on the complement of the bending locus of \hat{S}_λ .*

Secondly, developing maps are contracting with respect to the natural path metric structure on pleated sets.

Definition 3.11 (Regular Path). A (weakly) regular path is a map $\gamma : I = [a, b] \rightarrow \mathbb{H}^{2,1}$ that satisfies the following:

- The path γ is Lipschitz.
- The tangent vector $\dot{\gamma}(t)$ is spacelike (or lightlike) for almost every $t \in I$ (at which $\dot{\gamma}$ is defined).

The length of a weakly regular path is

$$L(\gamma) := \int_I \sqrt{\langle \dot{\gamma}(t), \dot{\gamma}(t) \rangle} dt.$$

The Lipschitz property implies that the length $L(\gamma)$ is always finite.

Lemma 3.12 (Claim 2 of Lemma 6.4 in [16]). *Let $\hat{S} \subset \mathbb{H}^{2,1}$ be an acausal subset and let $\gamma : I = [a, b] \rightarrow \hat{S}$ be a weakly regular path. Then,*

$$L(\gamma) = \lim_{\epsilon \rightarrow 0} \int_I \frac{d_{\mathbb{H}^{2,1}}(\gamma(t), \gamma(t + \epsilon))}{\epsilon} dt.$$

Lemma 3.13 (Lemma 6.4 of [16]). *Let $\rho_{X,Y}$ be a Mess representation and let \hat{S}_λ be the pleated set associated to a maximal lamination λ . Then, every 1-Lipschitz developing map $f : \hat{S}_\lambda \rightarrow \mathbb{H}^2$ sends weakly regular paths $\gamma : I \rightarrow \hat{S}_\lambda$ to Lipschitz (hence rectifiable) paths $f\gamma : I \rightarrow \mathbb{H}^2$ of smaller length $L(\gamma) \geq L(f\gamma)$.*

3.2.4. Pleated surfaces

The following result makes sure that every pleated set \hat{S}_λ admits a natural 1-Lipschitz developing map:

Proposition 3.14 (Proposition 6.6 in [16]). *Let $\rho_{X,Y}$ be a Mess representation. For every maximal lamination $\lambda \in \mathcal{GL}_\lambda$, there is*

- an intrinsic hyperbolic structure $Z_\lambda \in \mathcal{T}$;
- a $(\rho_{X,Y} - \rho_\lambda)$ -equivariant 1-Lipschitz developing map $f : \hat{S}_\lambda \rightarrow \mathbb{H}^2$ where ρ_λ is the holonomy of Z_λ .

We can finally define pleated surfaces:

Definition 3.15 (Pleated Surface). Let $\rho_{X,Y}$ be a Mess representation. The pleated surface associated with the maximal lamination $\lambda \in \mathcal{GL}$ consists of the following data:

1. The pleated set \hat{S}_λ .
2. The intrinsic hyperbolic holonomy $\rho_\lambda : \Gamma \rightarrow \text{PSL}_2(\mathbb{R})$ of Z_λ .
3. A $(\rho_{X,Y} - \rho_\lambda)$ -equivariant 1-Lipschitz developing map $f : \hat{S}_\lambda \rightarrow \mathbb{H}^2$.

Remark 3.16. It is worth mentioning that there exist examples of distinct Fuchsian structures $\rho_\lambda, \rho'_\lambda \in \mathcal{T}$ and equivariant homeomorphisms $f_\lambda, f'_\lambda : \hat{S}_\lambda \rightarrow \mathbb{H}^2$ associated with the same pleated set \hat{S}_λ that satisfy item (1) from Definition 3.9.

To see this, consider a maximal lamination λ whose support admits a non-atomic measured lamination $\mu \neq 0$ and let $Z_\lambda = \mathbb{H}^2 / \rho_\lambda(\Gamma)$ and $f_\lambda : \hat{S}_\lambda \rightarrow \mathbb{H}^2$ be as in Definition 3.9. Then, the left earthquake along μ satisfies $E_\mu^l(Z_\lambda) \neq Z_\lambda$, and its associated $((E_\mu^l)_*(\rho_\lambda) - \rho_\lambda)$ -equivariant map $\mathcal{E}_\mu^l : \mathbb{H}^2 \rightarrow \mathbb{H}^2$ is

continuous, is isometric on the complementary regions of the lift of $\text{support}(\mu) \subset \lambda$, and sends leaves into complete geodesics. It follows that $\mathcal{E}_\mu^l \circ f_\lambda : \hat{S}_\lambda \rightarrow \mathbb{H}^2$ satisfies item (1) of Definition 3.9. This shows in particular that the requirement (2) in Definition 3.9 is necessary if we want to have uniqueness of the intrinsic hyperbolic structure and of the developing map of \hat{S}_λ (up to the action of $\text{Diff}_0(\Sigma)$).

Let us conclude this discussion by observing that pleated surfaces for a fixed Mess representation $\rho_{X,Y}$ have some useful compactness properties:

Lemma 3.17. *Let $\rho_{X,Y}$ be the Mess representation with parameters $X, Y \in \mathcal{T}$. Then, the space of intrinsic hyperbolic structures on the pleated sets*

$$\{Z_\lambda\}_{\lambda \in \mathcal{GL}_m}$$

is pre-compact in \mathcal{T} .

Proof. Recall that $\rho_{X,Y}(\Gamma)$ acts cocompactly on $\mathcal{CH}_{X,Y}$. Let $F \subset \mathcal{CH}_{X,Y}$ be a compact fundamental domain. For every maximal lamination $\lambda \in \mathcal{GL}_m$ with associated pleated set $\hat{S}_\lambda \subset \mathcal{CH}_{X,Y}$, choose a basepoint $x_\lambda \in \hat{S}_\lambda \cap F$. Let $f_\lambda : \hat{S}_\lambda \rightarrow \mathbb{H}^2$ be a $(\rho_{X,Y} - \rho_\lambda)$ -equivariant 1-Lipschitz developing map normalized so that $f_\lambda(x_\lambda) = o \in \mathbb{H}^2$, a fixed basepoint. The equivariance and the 1-Lipschitz property tell us that

$$d_{\mathbb{H}^2}(o, \rho_\lambda(\gamma)o) \leq d_{\mathbb{H}^2,1}(x_\lambda, \rho_{X,Y}(\gamma)x_\lambda)$$

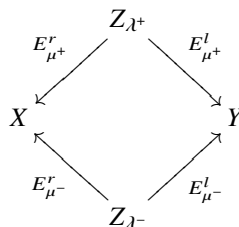
for every $\gamma \in \Gamma$. Notice that the right-hand side is bounded from above by a uniform constant K_Y independent of λ , since $x_\lambda \in F$ is contained in a compact set and

$$\cosh(d_{\mathbb{H}^2,1}(x_\lambda, \rho_{X,Y}(\gamma)x_\lambda)) = |\langle x_\lambda, \rho_{X,Y}(\gamma)x_\lambda \rangle|.$$

Therefore, the set of representations $\{\rho_\lambda\}_{\lambda \in \mathcal{GL}_m} \subset \mathcal{T} \subset \text{Hom}(\Gamma, \text{PSL}_2(\mathbb{R}))$ is pre-compact. □

3.2.5. Convex core

An example of pleated surfaces is given by the two connected components of the boundary of the convex core $\partial\mathcal{CH}_{X,Y} = \partial^+\mathcal{CH}_{X,Y} \cup \partial^-\mathcal{CH}_{X,Y}$. Each of them has the structure of a pleated set with bending loci λ^+ and λ^- and intrinsic hyperbolic structures $Z_{\lambda^+}, Z_{\lambda^-} \in \mathcal{T}$. As we mentioned in the introduction, measuring the total turning angles along paths $\alpha : I \rightarrow \partial^\pm\mathcal{CH}_{X,Y}$ equips the geodesic laminations λ^\pm with a transverse measure and hence identifies a pair of points $\mu^\pm \in \mathcal{ML}$. Mess proves that we have the following relations:



where $E_{\mu^+}^l, E_{\mu^-}^l, E_{\mu^+}^r, E_{\mu^-}^r$ are the left and right earthquakes induced by the measured laminations μ^+, μ^- . Heuristically speaking, an earthquake is the generalization to laminations of a *twist deformation* along a simple closed geodesic. Given a closed geodesic γ on a hyperbolic surface X and a real parameter $\theta > 0$, we do the following operation. We lift γ to a $\rho_X(\Gamma)$ -invariant family of pairwise disjoint geodesics $\lambda \subset \mathbb{H}^2$. We cut \mathbb{H}^2 along λ . We reglue all the ideal polygons $P \subset \mathbb{H}^2 - \lambda$ by composing all the initial identifications $\ell \subset \partial P \rightarrow \ell' \subset \partial P'$ (left-to-right) with the isometry of ℓ' given by $t \mapsto t + \theta$ (the identification $\ell' = \mathbb{R}$ is determined by the boundary orientation). The result is still isometric to \mathbb{H}^2 , but

the action of Γ on it is the holonomy of a different hyperbolic structure, which, depending on the choices of orientations, is $E^l_{\theta\gamma}(X)$ or $E^r_{\theta\gamma}(X)$.

We will describe more carefully the various elements that enter this picture in the next section, where we will prove a generalization of the result of Mess.

3.2.6. Initial and terminal singularities

We end this section by describing the *initial* and *terminal singularities* of $\Omega_{X,Y}$, which are subsets of $\partial\Omega_{X,Y}$ dual to the boundary components of the convex core. Duality is understood in the sense of the duality induced by the quadratic form $\langle \bullet, \bullet \rangle_{(2,2)}$ on $M_2(\mathbb{R})$. Explicitly, we have

$$\mathbb{P}(L) \leftrightarrow \mathbb{P}(L^\perp),$$

where $L^\perp \subset M_2(\mathbb{R})$ is the linear subspace orthogonal to L with respect to the quadratic form $\langle \bullet, \bullet \rangle_{(2,2)}$.

Define the following:

Definition 3.18 (Initial and Terminal Singularities). The sets \mathcal{S}^\pm of dual points of supporting planes of $\partial^\pm\mathcal{CH}_{X,Y}$ are the *initial* and *terminal singularities*.

Let us start with the following observation:

Lemma 3.19. *Let $H = P(V) \cap \mathbb{H}^{2,1}$ be a supporting plane of $\partial^\pm\mathcal{CH}_{X,Y}$. Then,*

- *H is spacelike and defines a dual point $P(V^\perp) \in \mathbb{H}^{2,1}$. Let $w \in V^\perp$ be a unit timelike vector pointing outside $\mathcal{CH}_{X,Y}$.*
- *For every $x \in H \cap \mathcal{CH}_{X,Y}$, the timelike geodesic $\gamma(t) = \cos(t)x - \sin(t)w$, with $t \in [0, \pi/2)$, is contained in $\Omega_{X,Y}$, while $w = \gamma(\pi/2) \in \partial\Omega_{X,Y}$.*

Any two distinct supporting planes H_1, H_2 of $\partial^\pm\mathcal{CH}_{X,Y}$ intersect in a spacelike geodesic $H_1 \cap H_2$. If w_1, w_2 are the dual points of H_1, H_2 , then $[w_1, w_2]$ is spacelike.

Proof. The first point: Recall that $\partial\mathbb{H}^{2,1} = \mathbb{RP}^1 \times \mathbb{RP}^1$ and that $\Lambda_{X,Y}$ is the graph of an orientation preserving homeomorphism $h_{X,Y} : \mathbb{RP}^1 \rightarrow \mathbb{RP}^1$. If H is a supporting hyperplane for $\mathcal{CH}_{X,Y}$, then ∂H does not intersect $\Lambda_{X,Y}$ transversely. The fact that H must be spacelike follows from the following observations. The boundary of a lightlike plane has the form $(\{s\} \times \mathbb{RP}^1) \cup (\mathbb{RP}^1 \times \{t\})$. The boundary of a totally geodesic plane in $\mathbb{H}^{2,1}$ with signature $(1, 1)$ is the graph of an orientation reversing linear transformation $\mathbb{RP}^1 \rightarrow \mathbb{RP}^1$. In the former case, either $(s, t) \in \Lambda_{X,Y}$, in which case H does not intersect $\partial^\pm\mathcal{CH}_{X,Y}$, or ∂H intersects $\Lambda_{X,Y}$ transversely. In the latter case, namely if H has signature $(1, 1)$, ∂H has always transverse intersection with $\Lambda_{X,Y}$.

The second point: Recall that $\Omega_{X,Y}$ is the set of points that can be connected to every point in $\Lambda_{X,Y}$ by a spacelike geodesic. A point $x \in \mathbb{H}^{2,1}$ and a point $p \in \partial\mathbb{H}^{2,1}$ are connected by a spacelike geodesic if and only if $\langle x, p \rangle \neq 0$. Let us show that $\gamma(t) \in \Omega_{X,Y}$ for every $t \in [0, \pi/2)$. In order to do so, lift $\Lambda_{X,Y}$ continuously to $M_2(\mathbb{R})$. As $x \in \Omega_{X,Y}$, we have $\langle x, p \rangle \neq 0$ for every $p \in \Lambda_{X,Y}$ and, by continuity, we can assume that it is negative for every $p \in \Lambda_{X,Y}$. As H is a supporting hyperplane and w is a timelike vector orthogonal to H and pointing outside $\mathcal{CH}_{X,Y}$, we have $\langle p, w \rangle \geq 0$ for every $p \in \Lambda_{X,Y}$. Therefore, $\langle \gamma(t), p \rangle = \cos(t)\langle x, p \rangle - \sin(t)\langle w, p \rangle < 0$ for every $p \in \Lambda_{X,Y}$ and $t < \pi/2$. In order to conclude, it is enough to observe that $w = \gamma(\pi/2) \notin \Omega_{X,Y}$, as $\langle w, p \rangle = 0$ for every $p \in \partial H \cap \Lambda_{X,Y} \neq \emptyset$.

For the last part, notice that $H_1 \cap H_2$ is either empty or a spacelike geodesic. Suppose that $H_1 \cap H_2 = \emptyset$. Then, $\mathbb{H}^{2,1} - (H_1 \cup H_2)$ consists of two connected components – one of them containing $\mathcal{CH}_{X,Y}$. As H_1, H_2 lie on opposite sides of $\mathcal{CH}_{X,Y}$ in such component, they cannot be supporting hyperplanes for the same boundary component of $\partial\mathcal{CH}_{X,Y}$. This is a contradiction. □

Notice that, by Lemma 3.19, the initial and terminal singularities \mathcal{S}^\pm are $\rho_{X,Y}(\Gamma)$ -invariant, acausal and contained in $\partial\Omega_{X,Y}$. Benedetti and Guadagnini [2] prove that they have the structure of an \mathbb{R} -tree and relate them to the bending measured laminations μ^\pm .

Definition 3.20 (\mathbb{R} -tree). An \mathbb{R} -tree is a geodesic metric space $(\mathcal{S}, d_{\mathcal{S}}(\bullet, \bullet))$ such that between two points $x, y \in \mathcal{S}$ there is a unique (up to reparametrization) injective path $\alpha : [0, 1] \rightarrow \mathcal{S}$ with $\alpha(0) = x, \alpha(1) = y$.

Benedetti and Guadagnini [2] show the following:

Proposition 3.21. Let $\rho_{X,Y}$ be a Mess representation and let $\mathcal{S}^{\pm} \subset \partial\Omega_{X,Y}$ be the initial and terminal singularities. Then,

- \mathcal{S}^{\pm} is $\rho_{X,Y}(\Gamma)$ -invariant, acausal and path-connected by regular paths. In particular, it has an intrinsic path metric

$$d_{\mathcal{S}^{\pm}}(x, y) = L(\alpha),$$

where $\alpha : [0, 1] \rightarrow \mathcal{S}^{\pm}$ is a regular path joining x to y .

- For every pair of points $w, w' \in \mathcal{S}^{\pm}$, there is a unique continuous injective path connecting them inside \mathcal{S}^{\pm} .
- For every $\gamma \in \Gamma - \{1\}$, the minimal displacement

$$\min_{x \in \mathcal{S}^{\pm}} \{d_{\mathcal{S}^{\pm}}(x, \rho_{X,Y}(\gamma)x)\}$$

coincides with $i(\gamma, \mu^{\pm})$ and it is realized by some point $x \in \mathcal{S}^{\pm}$.

Here, $\mu^{\pm} \in \mathcal{ML}$ is the bending lamination of $\partial^{\pm}\mathcal{CH}_{X,Y}$, and $i(\bullet, \bullet)$ is the geometric intersection form.

For a proof, we refer to [2] and [1].

4. A generalization of a result of Mess

The goal of the section is to define the shear-bend cocycles of pleated surfaces and prove Theorem 1.

We begin by recalling the Thurston-Bonahon shear parametrization of Teichmüller space (as discussed by Bonahon in [5]), which we will generalize to the space of Mess representations in Theorem 5, at the end of the section.

4.1. Shear coordinates

We refer to Bonahon [5] for more details on the material presented in this section.

4.1.1. Transverse cocycles

Shear-bend cocycles are a special case of transverse cocycles for λ .

Definition 4.1 (Transverse Cocycle). Let \mathbb{A} be an Abelian group and let $\lambda \subset \mathbb{H}^2$ be a maximal lamination. An \mathbb{A} -transverse cocycle for λ is a function $\sigma(\bullet, \bullet)$ of pairs of plaques satisfying the following properties:

- Invariance: $\sigma(\gamma P, \gamma Q) = \sigma(P, Q)$ for every $\gamma \in \Gamma$ and plaques P, Q ;
- Symmetry: $\sigma(P, Q) = \sigma(Q, P)$ for every plaques P, Q ;
- Additivity: $\sigma(P, R) = \sigma(P, Q) + \sigma(Q, R)$ for every plaques P, Q, R such that R separates P from Q .

The space of \mathbb{A} -transverse cocycles is denoted by $\mathcal{H}(\lambda; \mathbb{A})$. It has a natural structure of group, which is isomorphic to $\mathbb{A}^{-3\chi(\Sigma)}$ whenever \mathbb{A} has no 2-torsion (see Bonahon [5]).

4.1.2. Measured laminations

Every measured lamination $\mu \in \mathcal{ML}_{\lambda}$ determines a natural transverse cocycle which, with a little abuse of notation, we will still denote by $\mu \in \mathcal{H}(\lambda; \mathbb{R})$. It is defined as follows. Let P, P' be plaques of λ . Let

$\ell \subset \partial P, \ell' \subset \partial P'$ be the (oriented) edges that separate P, P' . Then,

$$\mu(P, P') := \mu([\ell, \ell']),$$

the measure, determined by μ , of the box $[\ell, \ell'] \subset \mathcal{G}$ consisting of those geodesics separating ℓ and ℓ' .

4.1.3. Hyperbolic structures

Every hyperbolic structure X on Σ also determines a transverse cocycle $\sigma_\lambda^X \in \mathcal{H}(\lambda; \mathbb{R})$, the so-called *shear cocycle* of X . It is defined as follows. Let P, P' be plaques of λ . Let $\ell \subset \partial P, \ell' \subset \partial P'$ be the (oriented) edges that separate P, P' . Denote by $x \in \ell, x' \in \ell'$ the orthogonal projections of the opposite vertices in P, P' .

Consider the partial foliation $\lambda_{PP'}$ of the region $[\ell, \ell']$ bounded by ℓ, ℓ' given by all the leaves that separate P from P' . Note that $[\ell, \ell'] - \lambda_{PP'}$ is a union of wedges – that is, regions bounded by a pair of leaves of $\lambda_{PP'}$ that are asymptotic in one or the other direction. Each of the wedges can be foliated by adding all the geodesics separating the boundary leaves and asymptotic to their common endpoint at infinity. Thus, we get a natural geodesic foliation of $[\ell, \ell']$. The line field on $[\ell, \ell']$ which is orthogonal to this foliation is integrable and, following its leaves, it provides a natural isometric identification $\pi : \ell \rightarrow \ell'$. Define

$$\sigma_\lambda^X(P, P') := d_{\ell'}(\pi(x), x'),$$

where $d_{\ell'}$ is the signed distance along ℓ' .

A straightforward computation in \mathbb{H}^2 shows the following:

Lemma 4.2. *Let $\beta^{\mathbb{R}}$ be the cross ratio on \mathbb{RP}^1 . We have the following:*

- *If P, P' are adjacent triangles and $\ell = \ell'$, then*

$$\sigma_\lambda^X(P, P') = \log(-\beta^{\mathbb{R}}(\ell^+, \ell^-, v, v')),$$

where v, v' are the ideal vertices of P, P' opposite to $\ell = \ell'$, respectively, and ℓ is oriented so that P and P' lie on its left and on its right, respectively.

- *If P, P' lie on opposite sides of a leaf $\ell \subset \lambda$ and each shares an ideal vertex with ℓ (possibly distinct), then*

$$\sigma_\lambda^X(P, P') = \log(\beta^{\mathbb{R}}(\ell^+, u, v, \ell^-) \beta^{\mathbb{R}}(\ell^-, \ell^+, u', u) \beta^{\mathbb{R}}(\ell^-, u', v', \ell^+)),$$

where u, u' are the ideal vertices of the sides $e \subset P, e' \subset P'$ that are not endpoints of ℓ and that separate the plaques P, P' ; v, v' are the vertices of P, P' opposite to e, e' ; and ℓ is oriented so that P and P' lie on its left and on its right, respectively.

(See, for example, ([16], Lemma 4.11) for a proof of the second assertion.) Bonahon proves the following:

Theorem 4.3 (Theorems A and B of [5]). *Let λ be a maximal lamination. For every $X \in \mathcal{T}$, the function $\sigma_\lambda^X(\bullet, \bullet)$ is a transverse cocycle. The map*

$$\begin{aligned} \Phi : \mathcal{T} &\rightarrow \mathcal{H}(\lambda; \mathbb{R}) \\ X &\rightarrow \sigma_\lambda^X \end{aligned}$$

is a real analytic diffeomorphism onto its image, which coincides with the open convex cone

$$\Phi(\mathcal{T}) = \{\sigma \in \mathcal{H}(\lambda, \mathbb{R}) \mid \omega_{\text{Th}}(\sigma, \bullet) > 0 \text{ on } \mathcal{ML}_\lambda\},$$

where $\omega_{\text{Th}}(\bullet, \bullet)$ is the Thurston's symplectic form on $\mathcal{H}(\lambda; \mathbb{R})$.

The resulting set of coordinates for Teichmüller space are called *shear coordinates* relative to λ .

The Thurston’s symplectic form $\omega_{\text{Th}}(\bullet, \bullet)$ is a natural symplectic form on the vector space $\mathcal{H}(\lambda; \mathbb{R})$. For our purposes, we do not need a precise definition of this object (we refer to Bonahon [5] for details), as we will only use the following property.

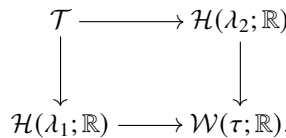
Theorem 4.4 (Theorem E of [5]). *Let λ be a maximal lamination. Let $\omega_{\text{Th}}(\bullet, \bullet)$ be the Thurston’s symplectic form on $\mathcal{H}(\lambda; \mathbb{R})$. Then, for every $\mu \in \mathcal{ML}_\lambda$ and $X \in \mathcal{T}$, we have*

$$\omega_{\text{Th}}(\sigma_\lambda^X, \mu) = L_X(\mu).$$

4.1.4. Continuity of cocycles

In order to talk about continuity properties of cocycles, we need to compare $\mathcal{H}(\lambda'; \mathbb{R})$ with $\mathcal{H}(\lambda; \mathbb{R})$ for λ' close to λ . This can be done using the *weights system* $\mathcal{W}(\tau; \mathbb{R})$ of a *train track* τ carrying λ . As above, we will not need a precise definition of these objects but rather the following facts (see the proof of Lemma 13 in Bonahon [6] or Proposition 5.10 and Corollary 5.11 in [16]).

- τ determines an open set $U_\tau \subset \mathcal{GL}_m$ containing λ .
- $\mathcal{W}(\tau; \mathbb{R})$ is a real vector space, and there is a canonical linear isomorphism $\mathcal{H}(\lambda'; \mathbb{R}) \rightarrow \mathcal{W}(\tau; \mathbb{R})$ for every $\lambda' \in U_\tau$.
- For every $\lambda_1, \lambda_2 \in U_\tau$, the following diagram commutes:



- For every $X \in \mathcal{T}$, the map $U_\tau \ni \lambda \mapsto \sigma_\lambda^X \in \mathcal{W}(\tau; \mathbb{R})$ is continuous.

4.2. Para-complex numbers

In order to define the shear-bend cocycle of pleated surfaces, it is convenient to exploit the natural para-complex cross ratio on the boundary of $\mathbb{H}^{2,1}$ (see Section 2 of Danciger [11]).

Definition 4.5 (Para-complex Numbers). The ring of para-complex numbers is $\mathbb{B} := \mathbb{R}[\tau]/(\tau^2 - 1)$. Similarly to the case of complex numbers, every element $z = x + \tau y$ has

- a conjugate $\bar{z} := x - \tau y$;
- a pseudo-norm $|z|^2 := z\bar{z} = x^2 - y^2 \in \mathbb{R}$.

However, \mathbb{B} has also non trivial zero-divisors: an element $z \in \mathbb{B}$ is invertible if and only if $|z|^2 \neq 0$, in which case $z^{-1} = \bar{z}/|z|^2$. We denote by \mathbb{B}^* the set of invertible elements of \mathbb{B} .

It is convenient to decompose \mathbb{B} as $\mathbb{R} \times \mathbb{R}$. Consider

$$e_l := \frac{1 + \tau}{2}, e_r := \frac{1 - \tau}{2}.$$

The elements e_l, e_r are idempotent $e_j^2 = e_j$, orthogonal $e_l e_r = 0$ and conjugate $\bar{e}_l = e_r$. This implies that the map $(\lambda, \mu) \in \mathbb{R} \times \mathbb{R} \mapsto \lambda e_l + \mu e_r \in \mathbb{B}$ is a ring isomorphism. In these coordinates, the conjugate of an element is $\overline{\lambda e_l + \mu e_r} = \mu e_l + \lambda e_r$, and its norm is $|\lambda e_l + \mu e_r| = \lambda \mu$.

4.2.1. Exponential and logarithm

The para-complex exponential function $\exp : \mathbb{B} \rightarrow \mathbb{B}$ is given by $\exp(z) := \sum_{k=0}^\infty \frac{z^k}{k!}$. In terms of the classical exponential, we have $e^{x+\tau y} = e^x(\cosh(y) + \tau \sinh(y))$. The para-complex exponential map is

injective, but not surjective. Its image coincides with

$$\mathbb{B}^+ := \{x + \tau y \in \mathbb{B} \mid x > 0 \text{ and } |x + \tau y|^2 > 0\}.$$

The inverse of the exponential is the para-complex logarithm $\log : \mathbb{B}^+ \rightarrow \mathbb{B}$.

In coordinates $\mathbb{B} = \mathbb{R} \times \mathbb{R}$, we have $\mathbb{B}^+ = \{(\lambda, \mu) \in \mathbb{R} \times \mathbb{R} \mid \lambda, \mu > 0\}$. The exponential satisfies $\exp(\lambda e_l + \mu e_r) = \exp(\lambda) e_l + \exp(\mu) e_r$, while the logarithm is $\log(\lambda e_l + \mu e_r) = \log(\lambda) e_l + \log(\mu) e_r$.

4.2.2. Projective para-complex line

The boundary $\partial\mathbb{H}^{2,1} = \mathbb{RP}^1 \times \mathbb{RP}^1$ can be identified with the para-complex projective line $\mathbb{BP}^1 = (\mathbb{B}^2 - \{0\})/\mathbb{B}^*$ via

$$([u], [v]) \in \mathbb{RP}^1 \times \mathbb{RP}^1 \mapsto \left[\frac{1+\tau}{2}u + \frac{1-\tau}{2}v \right] \in \mathbb{BP}^1,$$

and $\text{PSL}_2(\mathbb{R}) \times \text{PSL}_2(\mathbb{R})$ can be thought of as the para-complex projective linear transformations $\text{PSL}_2(\mathbb{B}) = \text{SL}_2(\mathbb{B})/\{\pm 1, \pm\tau\}$, via the isomorphism

$$([A], [B]) \in \text{PSL}_2(\mathbb{R}) \times \text{PSL}_2(\mathbb{R}) \mapsto \left[\frac{1+\tau}{2}A + \frac{1-\tau}{2}B \right] \in \text{PSL}_2(\mathbb{B}).$$

The para-complex projective line \mathbb{BP}^1 is equipped with a natural *para-complex cross ratio*:

Definition 4.6 (Cross Ratio). The *para-complex cross ratio* is defined by

$$\beta^{\mathbb{B}}(z_1, z_2, z_3, z_4) = \frac{z_1 - z_3}{z_1 - z_4} \cdot \frac{z_2 - z_4}{z_2 - z_3} \in \mathbb{B},$$

for any 4-tuple $(z_1, z_2, z_3, z_4) \in \mathbb{B}^4$ such that $z_1 - z_4, z_2 - z_3 \in \mathbb{B}^*$.

The following is an elementary computation.

Lemma 4.7. For every $a, b, c, d \in \mathbb{BP}^1 = \mathbb{RP}^1 \times \mathbb{RP}^1$ such that $a - d, b - c \in \mathbb{B}^*$, we have

$$\beta^{\mathbb{B}}(a, b, c, d) = \frac{1+\tau}{2}\beta^{\mathbb{R}}(a_l, b_l, c_l, d_l) + \frac{1-\tau}{2}\beta^{\mathbb{R}}(a_r, b_r, c_r, d_r),$$

where x_l and x_r denote the first and second components of $x \in \{a, b, c, d\} \subset \mathbb{RP}^1 \times \mathbb{RP}^1$, respectively.

4.3. Shear-bend cocycle

We now recall the natural shear-bend cocycle and its geometric interpretation, as given in Sections 4 and 5 of [16].

Let $\rho = \rho_{X,Y}$ be a Mess representation with limit curve $\Lambda_{X,Y}$.

4.3.1. Elementary shear

Let us start with an elementary shear-bend.

Lemma 4.8. Let $\Delta = (u, \ell^-, \ell^+), \Delta' = (u', \ell^+, \ell^-) \subset \mathbb{H}^{2,1}$ be ideal triangles sharing a common edge $\ell = [\ell^-, \ell^+]$ and with vertices on $\Lambda_{X,Y}$ ordered as $u < \ell^- < u' < \ell^+$. Then, $-\beta^{\mathbb{B}}(\ell^+, \ell^-, u, u') \in \mathbb{B}^+$.

Proof. Recall that $\Lambda_{X,Y}$ is the graph of the unique $(\rho_X - \rho_Y)$ -equivariant homeomorphism $h_{X,Y} : \mathbb{RP}^1 \rightarrow \mathbb{RP}^1$. For a point $p \in \mathbb{RP}^1 \times \mathbb{RP}^1$, denote by p_l, p_r its left and right components, respectively. Then, we have $u_a < \ell_a^- < u'_a < \ell_a^+$ on \mathbb{RP}^1 for $a = l, r$. The conclusion follows from Lemma 4.7. \square

We define

$$\sigma^{\mathbb{B}}(\Delta, \Delta') := \log(-\beta^{\mathbb{B}}(\ell^+, \ell^-, u, u')) \in \mathbb{B}.$$

4.3.2. Maximal laminations with countably many leaves

We then consider the case of maximal laminations with countably many leaves.

These laminations always have the following structure: there is a canonical collection of simple sublaminations

$$\lambda' = \lambda_1 \sqcup \dots \sqcup \lambda_n \subset \lambda,$$

where each λ_j consists of the orbit of the axis of an element $\gamma_j \in \Gamma - \{1\}$ representing a simple closed curve. The complement $\lambda - \lambda'$ is made of isolated geodesics asymptotic to leaves of λ' .

Let $\lambda \subset \mathbb{H}^2$ be a maximal lamination with countably many leaves and let $P, Q \subset \mathbb{H}^2 - \lambda$ be a pair of distinct plaques. We denote by ℓ_1, \dots, ℓ_m the leaves of λ' that separate P from Q , oriented so that P and Q lie on the left and on the right, respectively, of each ℓ_j . For any $j \in \{1, \dots, m\}$, select two plaques R_j^P and R_j^Q that lie on the left and on right of ℓ_j , respectively, and have an ideal vertex equal to one of the endpoints of ℓ_j (possibly distinct, compare with Lemma 4.2). Set $R_0^Q := P$ and $R_{m+1}^P := Q$.

For every $j = 0, \dots, m$, the plaques R_j^Q and R_{j+1}^P are separated by finitely many adjacent plaques

$$T_{j,0} := R_j^Q, T_{j,1}, \dots, T_{j,n_j}, T_{j,n_j+1} := R_{j+1}^P,$$

indexed so that $T_{j,i}$ is adjacent to $T_{j,i-1}$ and $T_{j,i+1}$ for any i . In this case, we set

$$\sigma_\rho(R_j^Q, R_{j+1}^P) := \sum_{i=0}^{n_j} \sigma^{\mathbb{B}}(T_{j,i}, T_{j,i+1}), \quad j \in \{0, \dots, m\}.$$

Moreover, by Lemma 4.2, the elementary shear between R_j^P and R_j^Q can be computed as the logarithm of an explicit product of cross ratios, which depend only on the vertices of the plaques R_j^P and R_j^Q (compare also with Lemma 4.7). Finally, we set

$$\sigma_\rho(P, Q) := \sum_{j=0}^{m-1} \left(\sigma^{\mathbb{B}}(R_j^Q, R_{j+1}^P) + \sigma^{\mathbb{B}}(R_{j+1}^P, R_{j+1}^Q) \right) + \sigma^{\mathbb{B}}(R_m^Q, Q),$$

where $\rho = \rho_{X,Y}$.

As observed in ([16], Section 4.4), a simple cross ratio identity shows that a different choice of plaques R_j^P, R_j^Q asymptotic from the left and from the right to the leaves $\ell_j \in \lambda'$ separating P from Q gives the same value for $\sigma_\rho(P, Q)$. The fact that $\sigma_\rho(P, Q)$ is well-defined immediately implies that it also satisfies the properties of a transverse cocycle. Therefore, we have the following:

Definition 4.9 (Intrinsic Shear-Bend I). Let $\rho = \rho_{X,Y}$ be a Mess representation. Let λ be a maximal lamination with countably many leaves. The cocycle $\sigma_\rho(\bullet, \bullet) \in \mathcal{H}(\lambda; \mathbb{B})$ is the *intrinsic shear-bend cocycle* of the pleated set \hat{S}_λ .

Furthermore, we have the following:

Proposition 4.10 (Proposition 6.7 in [16]). Let $\rho = \rho_{X,Y}$ be a Mess representation. Let λ be a maximal lamination with countably many leaves. Then, $\mathfrak{K}\sigma_\rho = (\sigma_\rho + \bar{\sigma}_\rho)/2 \in \mathcal{H}(\lambda; \mathbb{R})$ is the shear cocycle of the intrinsic hyperbolic structure $Z_\lambda \in \mathcal{T}$ of the pleated set \hat{S}_λ .

Proof. Proposition 6.7 in [16] characterizes the intrinsic hyperbolic structure $Z_\lambda \in \mathcal{T}$ in terms of its shear coordinates. More precisely, one sees that the shear cocycle of Z_λ can be reconstructed from a

natural cross ratio β_ξ associated to the $\rho_{X,Y}$ -equivariant limit map $\xi : \partial\Gamma \rightarrow \partial\mathbb{H}^{2,1}$ and defined purely in terms of the pseudo-Riemannian structure of $\mathbb{R}^{2,2}$. An elementary computation shows that the cross ratios β_ξ and $\beta^{\mathbb{B}}$ are related by the identity

$$|\beta^{\mathbb{B}}(\xi(x_1), \xi(x_2), \xi(x_3), \xi(x_4))|^2 = \beta_\xi(x_1, x_2, x_3, x_4)^2,$$

as we identify $\partial\mathbb{H}^{2,1}$ with $\mathbb{B}\mathbb{P}^1$. (Here, $|\cdot|^2$ denotes the natural pseudo-norm on \mathbb{B} .) It then follows from the properties of the para-complex logarithm that the shear σ_ξ , defined through the cross ratio β_ξ , and the para-complex shear $\sigma^{\mathbb{B}}$ satisfy

$$\mathfrak{K}(\sigma^{\mathbb{B}}(P, Q)) = \sigma_\xi(P, Q)$$

for any pair of distinct plaques P, Q of λ , from which we deduce the desired statement. □

4.3.3. General maximal laminations

Lastly, we describe the natural finite approximation process that defines the shear-bend cocycle in general, extending the previous case. Let $\lambda \subset \mathbb{H}^2$ be an arbitrary maximal lamination. As before, let $P, Q \subset \mathbb{H}^2 - \lambda$ be a pair of plaques and let \mathcal{P}_{PQ} be the set of plaques separating P from Q . Let

$$\mathcal{P} = \{P_1, \dots, P_m\} \subset \mathcal{P}_{PQ}$$

be a finite subset of plaques ordered from P to Q . Any two consecutive P_j, P_{j+1} cobound a (possibly empty) region U_j . We decompose its boundary as $\partial U_j = \ell_j \cup \ell_{j+1}$ with $\ell_j \subset \partial P_j$ and $\ell_{j+1} \subset \partial P_{j+1}$. We add to the finite collection \mathcal{P} of plaques the triangles

$$\Delta(\ell_j^+, \ell_j^-, \ell_{j+1}^+), \Delta(\ell_j^-, \ell_{j+1}^-, \ell_{j+1}^+),$$

obtaining a chain of triangles $P = T_1, T_2, \dots, T_{3m-2}, T_{3m-1} = Q$.

We define

$$\sigma_\rho(P, Q) := \sum_{j=1}^{3m-2} \sigma^{\mathbb{B}}(T_j, T_{j+1}).$$

We then carefully choose an exhaustion $\{\mathcal{P}_n\}_{n \in \mathbb{N}}$ of \mathcal{P}_{PQ} by finite subsets and we set

$$\sigma_\rho(P, Q) := \lim_{n \rightarrow \infty} \sigma_{\mathcal{P}_n}^{\mathbb{B}}(P, Q).$$

The existence of the limit as well as the independence of the choices made to define it and the fact that the limit object is a \mathbb{B} -transverse cocycle are proved in [16].

Theorem 4.11 (Theorem B of [16]). *Let $\rho = \rho_{X,Y}$ be a Mess representation. For every maximal geodesic lamination $\lambda \in \mathcal{GL}$, the finite approximation process converges and defines a \mathbb{B} -transverse cocycle $\sigma_\rho \in \mathcal{H}(\lambda; \mathbb{B})$.*

Definition 4.12 (Intrinsic Shear-Bend II). Let $\rho = \rho_{X,Y}$ be a Mess representation. Let λ be a maximal lamination. The cocycle $\sigma_\rho \in \mathcal{H}(\lambda; \mathbb{B})$ provided by Theorem 4.11 is the *intrinsic shear-bend cocycle* of the pleated set $\hat{\mathcal{S}}_\lambda$.

The following is a summary of results in Sections 4, 5 and 6 of [16].

Proposition 4.13. *We have the following properties:*

1. *If λ has countably many leaves, the definitions I and II coincide.*
2. *$(\sigma_\rho + \bar{\sigma}_\rho)/2$ is the shear cocycle of the intrinsic hyperbolic structure $Z_\lambda \in \mathcal{T}$.*
3. *The map $\lambda \in \mathcal{GL}_m \mapsto \sigma_\rho \in \mathcal{W}(\tau; \mathbb{B})$ is continuous with respect to the Hausdorff topology on \mathcal{GL}_m . Here, $\mathcal{W}(\tau; \mathbb{R})$ is the weight space of a train track τ carrying λ .*

4.4. Gauss map

In order to prove Theorem 1, we study the *Gauss map* of the pleated set \hat{S}_λ , which we now describe. To this purpose, let us begin with some general observations.

The group $\mathrm{PSL}_2(\mathbb{R}) \times \mathrm{PSL}_2(\mathbb{R})$ acts transitively on oriented timelike geodesics. The stabilizer of $\gamma(t) = \cos(t)I + \sin(t)J \in \mathrm{PSO}(2)$, where $J = \begin{pmatrix} 0 & -1 \\ 1 & 0 \end{pmatrix}$, is equal to $\mathrm{PSO}(2) \times \mathrm{PSO}(2)$.

Therefore, the space of oriented timelike geodesics is $\mathrm{PSL}_2(\mathbb{R}) \times \mathrm{PSL}_2(\mathbb{R})$ -equivariantly identified with

$$(\mathrm{PSL}_2(\mathbb{R})/\mathrm{PSO}(2)) \times (\mathrm{PSL}_2(\mathbb{R})/\mathrm{PSO}(2)) \cong \mathbb{H}^2 \times \mathbb{H}^2$$

(that is, the symmetric space of $\mathrm{PSL}_2(\mathbb{R}) \times \mathrm{PSL}_2(\mathbb{R})$). We identify \mathbb{RP}^1 with $\mathbb{P}\{A \in M_2(\mathbb{R}) \mid \mathrm{rk}(A) = 1\}/\mathrm{PSO}(2)$ and \mathbb{H}^2 with $\mathrm{PSL}_2(\mathbb{R})/\mathrm{PSO}(2)$.

Lemma 4.14. *Let $H \subset \mathbb{H}^{2,1}$ be a (oriented) spacelike plane. Consider the map $g = (g_l, g_r) : H \rightarrow \mathbb{H}^2 \times \mathbb{H}^2$, where $g(x)$ is the future-pointing timelike geodesic orthogonal to H at x . Then, g_j is isometric and extends continuously to the map $g_j : \partial H \subset \mathbb{RP}^1 \times \mathbb{RP}^1 \rightarrow \mathbb{RP}^1$, sending $g_j(a_l, a_r) = a_j$ for $j = l, r$.*

Proof. By equivariance, it is enough to check the claim for a specific hyperplane $H \subset \mathbb{H}^{2,1} = \mathrm{PSL}_2(\mathbb{R})$. We choose H to be the dual plane of I – that is, $H = \mathbb{P}\{M \in \mathrm{SL}_2(\mathbb{R}) \mid \mathrm{tr}(M) = 0\}$. As above, let $\gamma = \mathrm{PSO}(2)$.

Notice that $J = H \cap \gamma$ and that H, γ intersect orthogonally at J . It follows that $g(J) = \gamma = ([I], [I])$. As the diagonal group of $\mathrm{PSL}_2(\mathbb{R}) \times \mathrm{PSL}_2(\mathbb{R})$ preserves H and acts transitively on it, by equivariance we have $g_j(AJ) = [A]$. In other words, the components g_j are the restrictions of the standard projections $\pi : \mathrm{PSL}_2(\mathbb{R}) \rightarrow \mathrm{PSL}_2(\mathbb{R})/\mathrm{PSO}(2)$ to H . Also observe that, as γ is orthogonal to H at J , the differential $d\pi_J$ is isometric. Thus, by equivariance, $d\pi$ is isometric everywhere.

The boundary of H is $\partial H = \mathbb{P}(\{M \in M_2(\mathbb{R}) \mid \mathrm{tr}(M) = 0, \mathrm{rk}(M) = 1\})$. Notice that, by Hamilton-Cayley, every $M \in M_2(\mathbb{R})$ satisfies $M^2 - \mathrm{tr}(M)M + \det(M) = 0$. Therefore, if $M \in \partial H$, then $M^2 = 0 \iff \mathrm{Im}(M) = \mathrm{Ker}(M)$. The map $g_j(AJ) = [A]$ extends continuously to a map $\partial H \rightarrow \mathbb{RP}^1$ sending $g_j(\mathrm{Im}(M), \mathrm{Ker}(M)) = [\mathrm{Im}(M)] = [\mathrm{Ker}(M)]$. □

Let $\rho_{X,Y}$ be a Mess representation with limit curve $\Lambda_{X,Y} \subset \mathbb{RP}^1 \times \mathbb{RP}^1$.

Lemma 4.15. *Consider two ideal spacelike adjacent triangles $\Delta = \Delta(a, b, c)$ and $\Delta' = (c, b, a')$ sharing a common edge $[b, c]$ and with vertices ordered as $a < b < a' < c$ along $\Lambda_{X,Y}$. Let $g = (g_l, g_r) : \mathrm{int}(\Delta) \cup \mathrm{int}(\Delta') \rightarrow \mathbb{H}^2 \times \mathbb{H}^2$ be the map sending x to the future pointing timelike normal $g(x) \in \mathbb{H}^2 \times \mathbb{H}^2$. Then,*

$$\begin{aligned} \sigma(\Delta, \Delta') &= \frac{\sigma_{\mathbb{H}^2}(g_l(\Delta), g_l(\Delta')) + \sigma_{\mathbb{H}^2}(g_r(\Delta), g_r(\Delta'))}{2}, \\ \beta(\Delta, \Delta') &= \frac{\sigma_{\mathbb{H}^2}(g_l(\Delta), g_l(\Delta')) - \sigma_{\mathbb{H}^2}(g_r(\Delta), g_r(\Delta'))}{2}, \end{aligned}$$

where $\sigma_{\mathbb{H}^2}(\Delta_1, \Delta_2)$ denotes the hyperbolic elementary shear of the adjacent ideal triangles $\Delta_1, \Delta_2 \subset \mathbb{H}^2$.

Proof. Identify \mathbb{BP}^1 with $\mathbb{RP}^1 \times \mathbb{RP}^1$. By Lemma 4.14, the left and right projections of Δ, Δ' are the ideal triangles $g_j(\Delta) = \Delta(a_j, b_j, c_j), g_j(\Delta') = \Delta(c_j, b_j, a'_j)$, where $j = l, r$, respectively. Notice that we have $a_j < b_j < a'_j < c_j$ on \mathbb{RP}^1 because the set $\Delta \cup \Delta'$ is acausal. In particular,

$$\sigma_{\mathbb{H}^2}(g_j(\Delta), g_j(\Delta')) = \log(-\beta^{\mathbb{R}}(b_j, c_j, a_j, a'_j))$$

by Lemma 4.2. Recall that $\sigma(\Delta, \Delta'), \beta(\Delta, \Delta')$ are the real and para-complex parts of $\sigma^{\mathbb{B}}(\Delta, \Delta') = \sigma^{\mathbb{B}}(a, b, c, d)$ and that, by definition, $\sigma^{\mathbb{B}}(b, c, a, a') = \log(-\beta^{\mathbb{B}}(b, c, a, a'))$. The conclusion follows from Lemma 4.7. □

We are ready to prove Theorem 1.

4.5. The proof of Theorem 1

Let $\rho_{X,Y}$ be a Mess representation.

Consider the pleated set \hat{S}_λ associated with the maximal lamination λ . Every point $x \in \hat{S}_\lambda - \hat{\lambda}$ lies in a plaque and, therefore, has a well-defined future-pointing, timelike, unit normal direction $g(x)$. The map $g = (g_l, g_r) : \hat{S}_\lambda - \hat{\lambda} \rightarrow \mathbb{H}^2 \times \mathbb{H}^2$ is the Gauss map of the pleated set \hat{S}_λ . By Lemma 4.14, it is $\rho_{X,Y}$ -equivariant and isometric on each plaque.

Proof of Theorem 1. We split the proof into two cases.

Maximal laminations with countably many leaves. Let P, Q be distinct plaques. By definition and by Lemma 4.2, it is enough to consider the case where P, Q are either adjacent or asymptotic to the same leaf. The claim then follows from the computations of Lemmas 4.14 and 4.15.

General maximal laminations. The general case follows from the density of finite leaved maximal laminations in \mathcal{GL}_m and from the continuity properties of cocycles, as given in Theorem 4.13. \square

4.6. Shear-bend parametrization

The proof of Theorem 5 is a combination of Theorem 1 and some properties of the classical shear coordinates $\Phi : \mathcal{T} \rightarrow \mathcal{H}(\lambda; \mathbb{R})$.

Proof of Theorem 5. We have

$$\mathcal{H}(\lambda; \mathbb{B}) = \frac{1 + \tau}{2} \mathcal{H}(\lambda; \mathbb{R}) \oplus \frac{1 - \tau}{2} \mathcal{H}(\lambda; \mathbb{R})$$

as \mathbb{B} -modules.

Part (1). Recall that $\sigma_\lambda^{\mathbb{B}} = \sigma + \tau\beta$ and that, by Theorem 1, we have $\sigma = (\sigma_\lambda^X + \sigma_\lambda^Y)/2$ and $\beta = (\sigma_\lambda^X - \sigma_\lambda^Y)/2$. Therefore, in terms of the above splitting, the shear-bend map decomposes as

$$\Psi : \rho_{X,Y} \mapsto \sigma_\lambda^{\mathbb{B}} = \frac{1 + \tau}{2} \sigma_\lambda^X \oplus \frac{1 - \tau}{2} \sigma_\lambda^Y.$$

The single components $\Phi(X), \Phi(Y) = \sigma_\lambda^X, \sigma_\lambda^Y$ are analytic by Theorem 4.3. Injectivity also follows from the injectivity in the same theorem, since every pair of Mess representations $\rho = \rho_{X,Y}, \rho' = \rho_{X',Y'}$ satisfies

$$\sigma_\rho^{\mathbb{B}} = \sigma_{\rho'}^{\mathbb{B}} \iff \sigma_\lambda^X = \sigma_\lambda^{X'} \text{ and } \sigma_\lambda^Y = \sigma_\lambda^{Y'}.$$

It remains to be checked that the map respects the para-complex structures of $\mathcal{T} \times \mathcal{T}$ and $\mathcal{H}(\lambda; \mathbb{B})$. The para-complex structure \mathbb{J} acts on $T_X \mathcal{T} \oplus T_Y \mathcal{T}$ simply as $\mathbb{J}(u, v) = (u, -v)$ and acts on $\mathcal{H}(\lambda; \mathbb{B})$ as the multiplication by τ . Denoting by $\Phi : \mathcal{T} \rightarrow \mathcal{H}(\lambda; \mathbb{R})$ the classical shear coordinates, we observe

$$\begin{aligned} d\Psi(\mathbb{J}(u, v)) &= d\Psi(u, -v) = \frac{1 + \tau}{2} d\Phi(u) \oplus \frac{1 - \tau}{2} (-d\Phi(v)) \\ &= \tau \left(\frac{1 + \tau}{2} d\Phi(u) \oplus \frac{1 - \tau}{2} d\Phi(v) \right) = \tau d\Psi(u, v). \end{aligned}$$

Part (2). The Thurston’s symplectic form on $\mathcal{H}(\lambda; \mathbb{B})$ splits as

$$\omega_{\text{Th}}^{\mathbb{B}} = \frac{1 + \tau}{2} \omega_{\text{Th}}^{\mathbb{R}} \oplus \frac{1 - \tau}{2} \omega_{\text{Th}}^{\mathbb{R}},$$

with respect to the above decomposition. Thus, by Theorem 4.4, we have

$$\begin{aligned} \omega_{\text{Th}}^{\mathbb{B}}(\sigma_{\rho}^{\mathbb{B}}, \mu) &= \frac{1+\tau}{2} \omega_{\text{Th}}^{\mathbb{R}}(\sigma_{\lambda}^X, \mu) + \frac{1-\tau}{2} \omega_{\text{Th}}^{\mathbb{R}}(\sigma_{\lambda}^Y, \mu) \\ &= \frac{1+\tau}{2} L_X(\mu) + \frac{1-\tau}{2} L_Y(\mu) \\ &= \frac{L_X(\mu) + L_Y(\mu)}{2} + \tau \frac{L_X(\mu) - L_Y(\mu)}{2} \end{aligned}$$

for every $\mu \in \mathcal{ML}_{\lambda}$. We will see in the next section that $L_{\rho} = (L_X + L_Y)/2$ and $\theta_{\rho} = (L_X - L_Y)/2$ for any $\rho = \rho_{X,Y}$.

Part (3). By part (1), the image of Ψ is

$$\left\{ \sigma + \tau\beta \in \mathcal{H}(\lambda; \mathbb{B}) \mid \sigma + \beta, \sigma - \beta \in \mathcal{T} \subset \mathcal{H}(\lambda; \mathbb{R}) \right\}.$$

By Theorem 4.3, we have

$$\mathcal{T} = \{ \sigma \in \mathcal{H}(\lambda, \mathbb{R}) \mid \omega_{\text{Th}}(\sigma, \bullet) > 0 \text{ on } \mathcal{ML}_{\lambda} \}.$$

Thus,

$$\begin{aligned} \sigma + \tau\beta \in \Psi(\mathcal{T} \times \mathcal{T}) &\Leftrightarrow \omega_{\text{Th}}(\sigma \pm \beta, \mu) > 0 \\ &\Leftrightarrow \omega_{\text{Th}}(\sigma, \mu)^2 - \omega_{\text{Th}}(\beta, \mu)^2 = \left| \omega_{\text{Th}}^{\mathbb{B}}(\sigma + \tau\beta, \mu) \right|_{\mathbb{B}}^2 > 0 \end{aligned}$$

for every $\mu \in \mathcal{ML}_{\lambda}$.

Part (4). By work of Bonahon and Sözen [7], we have that $\Phi^* \omega_{\text{Th}} = c \cdot \omega_{\text{WP}}$. The conclusion then follows from the fact that Ψ splits as $\frac{1+\tau}{2} \Phi \oplus \frac{1-\tau}{2} \Phi$ and $\omega_{\text{Th}}^{\mathbb{B}}$ splits as $\frac{1+\tau}{2} \omega_{\text{Th}}^{\mathbb{R}} \oplus \frac{1-\tau}{2} \omega_{\text{Th}}^{\mathbb{R}}$. \square

5. Length functions in anti-de Sitter 3-manifolds

In this section, we study the anti-de Sitter length functions associated with Mess representations and prove Theorem 2.

5.1. Moving endpoints orthogonally

Let us start with some estimates in $\mathbb{H}^{2,1}$ on how the length of a spacelike segment changes if we move its endpoints orthogonally in timelike directions. The following is an elementary computation:

Lemma 5.1. *Let $[x, y]$ be a spacelike segment. Let $v \in T_x \mathbb{H}^{2,1}, w \in T_y \mathbb{H}^{2,1}$ be unit timelike vectors orthogonal to $[x, y]$. Consider $p = \cos(t)x + \sin(t)v$ and $q = \cos(t)y + \sin(t)w$. Then,*

1. $[v, w]$ lies on the dual geodesic of $[x, y]$. In particular, it is spacelike.
2. We have

$$-\langle p, q \rangle = \cos(t)^2 \cosh(d_{\mathbb{H}^{2,1}}(x, y)) + \sin(t)^2 \cosh(d_{\mathbb{H}^{2,1}}(v, w)).$$

As $-\langle p, q \rangle > 1$, $[p, q]$ is spacelike and $\cosh(d_{\mathbb{H}^{2,1}}(p, q)) = -\langle p, q \rangle$.

In order to manipulate better some inequalities, later we will use several times the following estimates on hyperbolic trigonometric functions.

Lemma 5.2. *We have the following:*

1. *For every $a_0 > 0$ and $b_0 \in (0, \frac{\pi}{2})$, there exists $\kappa > 0$ such that*

$$\cos(b)^2 \cosh(a) + \sin(b)^2 \cosh(a - a_0) \leq \cosh(a - \kappa)$$

for all $a \in [a_0, +\infty)$ and $b \in [b_0, \pi/2]$.

2. *For every $a_0 > 0$, there exists $c_0 \in (0, 1)$ such that*

$$c \cosh(a) \geq \cosh(a - \eta(c))$$

for all $a \geq a_0$ and $c \in [c_0, 1]$, where $\eta(c) := \operatorname{arccosh}(1/c)$.

Proof. A straightforward computation shows that, for every $u > 0$, the function $x \mapsto \cosh(x-u)/\cosh(x)$ is strictly decreasing over \mathbb{R} . In particular, for every $x \geq x_0 > 0$, we have

$$e^{-u} < \frac{\cosh(x - u)}{\cosh(x)} \leq \frac{\cosh(x_0 - u)}{\cosh(x_0)}.$$

Inequality (1). We first rewrite the desired statement as

$$\cos(b)^2 + \sin(b)^2 \frac{\cosh(a - a_0)}{\cosh(a)} \leq \frac{\cosh(a - \kappa)}{\cosh(a)}.$$

As $x \mapsto \cosh(x - a_0)/\cosh(x)$ is decreasing and $b \geq b_0 \in (0, \frac{\pi}{2}]$, we have

$$\begin{aligned} \cos(b)^2 + \sin(b)^2 \frac{\cosh(a - a_0)}{\cosh(a)} &\leq \cos(b)^2 + \sin(b)^2 \frac{1}{\cosh(a_0)} \\ &= 1 - \sin(b)^2 \left(1 - \frac{1}{\cosh(a_0)}\right) \\ &\leq 1 - \sin(b_0)^2 \left(1 - \frac{1}{\cosh(a_0)}\right) \\ &= \cos(b_0)^2 + \sin(b_0)^2 \frac{1}{\cosh(a_0)} < 1. \end{aligned}$$

Since $\cosh(a - \kappa)/\cosh(a) > e^{-\kappa}$, it is enough to choose $\kappa > 0$ so that $\cos(b_0)^2 + \sin(b_0)^2/\cosh(a_0) < e^{-\kappa}$.

Inequality (2). We write $c = 1/\cosh(\delta)$ for some $\delta \geq 0$. For every $\delta \in [0, a_0]$ and for every $a \geq a_0$, we have

$$\begin{aligned} \frac{\cosh(a - \delta)}{c} &= \cosh(\delta) \cosh(a - \delta) \\ &\leq \cosh(\delta) \cosh(a - \delta) + \sinh(\delta) \sinh(a - \delta) \\ &= \cosh(a). \end{aligned}$$

Hence, the assertion follows if we set $c_0 := 1/\cosh(a_0)$. □

5.2. Length and pleated surfaces

We now introduce loxodromic transformations of $\mathbb{H}^{2,1}$ and the length functions associated to Mess representations.

Definition 5.3 (Loxodromic). An isometry $\gamma = (A, B) \in \operatorname{PSL}_2(\mathbb{R}) \times \operatorname{PSL}_2(\mathbb{R})$ is *loxodromic* if A, B are both loxodromic transformations of $\operatorname{PSL}_2(\mathbb{R})$. A loxodromic transformation γ preserves two disjoint

(dual) lines

$$\ell = [(x_A^+, x_B^+), (x_A^-, x_B^-)], \ell^* = [(x_A^+, x_B^-), (x_A^-, x_B^+)] \subset \mathbb{H}^{2,1},$$

where x_A^\pm, x_B^\pm are the attracting and repelling fixed points of A, B on \mathbb{RP}^1 , and it acts on them by translations by

$$L(\gamma) = \frac{L(A) + L(B)}{2} \text{ and } \theta(\gamma) = \frac{|L(A) - L(B)|}{2},$$

respectively, where $L(A), L(B)$ are the translation lengths of A, B . The quantities $L(\gamma)$ and $\theta(\gamma)$ are the *translation length* and *torsion* of γ .

Notice that if $\rho_{X,Y}$ is a Mess representation, then for every $\gamma \in \Gamma - \{1\}$, the transformation $\rho_{X,Y}(\gamma) = (\rho_X(\gamma), \rho_Y(\gamma))$ is loxodromic because ρ_X, ρ_Y are holonomies of hyperbolic structures. Furthermore, as $\Lambda_{X,Y} \subset \mathbb{RP}^1 \times \mathbb{RP}^1$ is the graph of the unique $(\rho_X - \rho_Y)$ -equivariant homeomorphism $h_{X,Y} : \mathbb{RP}^1 \rightarrow \mathbb{RP}^1$, we see that the axis ℓ_γ of $\rho_{X,Y}(\gamma)$, having the endpoints on $\Lambda_{X,Y}$, is contained in $\mathcal{CH}_{X,Y}$.

We are now ready to prove the first part of Theorem 2.

Proposition 5.4. *Let $\rho = \rho_{X,Y}$ a Mess representation. Consider $\gamma \in \Gamma - \{1\}$ a nontrivial element and denote by $\ell \subset \mathcal{CH}_{X,Y}$ the axis of $\rho(\gamma)$. Let $\lambda \subset \Sigma$ be a maximal lamination and let $Z_\lambda \in \mathcal{T}$ be the intrinsic hyperbolic structure on $\hat{S}_\lambda/\rho(\Gamma)$, where $\hat{S}_\lambda \subset \mathcal{CH}_{X,Y}$ is the pleated set associated with λ . Let δ denote the maximal timelike distance of ℓ from \hat{S}_λ . Then,*

$$\cosh(L_{Z_\lambda}(\gamma)) \leq \cos(\delta)^2 \cosh(L_\rho(\gamma)) + \sin(\delta)^2 \cosh(\theta_\rho(\gamma)).$$

Proof. Let $x \in \ell, y \in \hat{S}_\lambda$ be points that realize the maximal timelike distance δ . Notice that the timelike segment $[x, y]$ is orthogonal to ℓ at x . Denote by $v \in T_x\mathbb{H}^{2,1}$ the unit timelike vector tangent to $[x, y]$ that points towards y . We can write $y = \cos(\delta)x + \sin(\delta)v$.

We now apply Lemma 5.1 to the spacelike segment $[x, \rho_{X,Y}(\gamma)x] \subset \ell$ and the timelike unit tangent vectors $v, \rho_{X,Y}(\gamma)v$. We have

$$\begin{aligned} & \cosh(d_{\mathbb{H}^{2,1}}(y, \rho_{X,Y}(\gamma)y)) \\ &= \cos(\delta)^2 \cosh(d_{\mathbb{H}^{2,1}}(x, \rho_{X,Y}(\gamma)x)) + \sin(\delta)^2 \cosh(d_{\mathbb{H}^{2,1}}(v, \rho_{X,Y}(\gamma)v)). \end{aligned}$$

Notice that $d_{\mathbb{H}^{2,1}}(x, \rho_{X,Y}(\gamma)x) = L_\rho(\gamma)$ and $d_{\mathbb{H}^{2,1}}(v, \rho_{X,Y}(\gamma)v) = \theta_\rho(\gamma)$.

The conclusion then follows from Proposition 3.14, which tells us that the intrinsic hyperbolic distance between $y, \rho_{X,Y}(\gamma)y$ on \hat{S}_λ is smaller than $d_{\mathbb{H}^{2,1}}(y, \rho_{X,Y}(\gamma)y)$, and from the fact that $L_Z(\gamma)$ coincides with the minimal displacement of $\rho_{X,Y}(\gamma)$ with respect to the hyperbolic metric on \hat{S}_λ . \square

5.3. Intersection and pleated surfaces

We then prove the second part of Theorem 2.

Proposition 5.5. *Let $\rho = \rho_{X,Y}$ be a Mess representation. Let $\gamma \in \Gamma - \{1\}$ be a nontrivial element and denote by $\ell \subset \mathcal{CH}_{X,Y}$ the axis of $\rho(\gamma)$. Let δ^\pm be the maximal timelike distance of ℓ from λ^\pm . Then,*

$$\cosh(i(\lambda^\pm, \gamma)) \leq \sin(\delta^\pm)^2 \cosh(L_\rho(\gamma)) + \cos(\delta^\pm)^2 \cosh(\theta_\rho(\gamma)).$$

Proof. Let $[x, x^\pm]$ be a timelike segment that realizes the maximal timelike distance δ^\pm , with $x \in \ell, x^\pm \in \ell^\pm \subset \lambda^\pm$. Notice that $[x, x^\pm]$ is orthogonal to both ℓ, ℓ^\pm . Let $v \in T_x\mathbb{H}^{2,1}, v^\pm \in T_{x^\pm}\mathbb{H}^{2,1}$ be the unit speed timelike vectors tangent to the geodesic $[x, x^\pm]$ at the endpoints.

Claim 1. *We have*

$$\cosh(d_{\mathbb{H}^{2,1}}(v^\pm, \rho_{X,Y}(\gamma)v^\pm)) = \sin(\delta^\pm)^2 \cosh(L_\rho(\gamma)) + \cos(\delta^\pm)^2 \cosh(\theta_\rho(\gamma)).$$

Proof of the claim. Note that

$$v^\pm = -\cos(\pi/2 - \delta^\pm)x + \sin(\pi/2 - \delta^\pm)v$$

and that v and $\rho_{X,Y}(\gamma)v$ are both orthogonal to the segment $[x, \rho_{X,Y}(\gamma)x] \subset \ell$. The claim follows from Lemma 5.1. □

Claim 2. *Let $v, v', v'' \in \mathbb{H}^{2,1}$ be dual to the pairwise distinct supporting planes H, H', H'' of $\partial^+ \mathcal{CH}_{X,Y}$.*

1. *If v, v', v'' all lie on a common minimizing path inside S^+ , then $H \cap H' \cap H''$ is either empty or equal to a line. The latter happens if and only if v, v', v'' lie on a spacelike geodesic segment of $\mathbb{H}^{2,1}$.*
2. *If v, v', v'' all lie on a common minimizing path inside S^+ and $v < v' < v''$, then the reverse triangle inequality holds:*

$$d_{\mathbb{H}^{2,1}}(v, v'') \geq d_{\mathbb{H}^{2,1}}(v, v') + d_{\mathbb{H}^{2,1}}(v', v'').$$

Proof of the claim. Consider the faces $F, F', F'' = H, H', H'' \cap \partial^+ \mathcal{CH}_{X,Y}$. As S^+ is an \mathbb{R} -tree, there are two possibilities: either one of the faces separates the other two on $\partial^+ \mathcal{CH}_{X,Y}$, or there is a unique face $G \subset \partial^+ \mathcal{CH}_{X,Y}$ different from H, H', H'' that separates every pair of them. The first case corresponds to the configuration where the dual points v, v', v'' lie on a minimizing path inside S^+ . The second case corresponds to the configuration where v, v', v'' are the vertices of a tripod in S^+ with center w , the dual point of G . Let us consider the first case. In addition, let us assume that $v < v' < v''$ without loss of generality. Then, either the lines $H \cap H', H' \cap H'',$ and $H \cap H''$ coincide, or F' separates $H \cap H'$ from $H' \cap H''$ in H' . Hence, the triple intersection $H \cap H' \cap H''$ is either empty or equal to a line.

The second part of the claim follows from Lemma 6.3.5 of [1]. □

Claim 3. *Let $v, w \in S^+$ be distinct points. Then,*

$$d_{S^+}[v, w] \leq d_{\mathbb{H}^{2,1}}(v, w).$$

Proof of the claim. Let $\alpha : I = [0, 1] \rightarrow S^+$ be an injective weakly regular path joining v and w . By Lemma 3.12, we have

$$L = \int_I |\dot{\alpha}(t)| dt = \lim_{\epsilon \rightarrow 0} \int_{[0, 1-\epsilon]} \frac{d_{\mathbb{H}^{2,1}}(\alpha(t), \alpha(t + \epsilon))}{\epsilon} dt.$$

If $\epsilon < \epsilon_0$, then

$$\left| \int_I \frac{d_{\mathbb{H}^{2,1}}(\alpha(t), \alpha(t + \epsilon))}{\epsilon} dt - L \right| < \delta.$$

Choose $\epsilon = 1/2^k$. For convenience, we take dyadic approximations of the integral with Riemann sums:

$$\int_I \frac{d_{\mathbb{H}^{2,1}}(\alpha(t), \alpha(t + 1/2^k))}{1/2^k} dt = \lim_{n \rightarrow \infty} \sum_{p=0}^{2^n - 2^{n-k}} \frac{d_{\mathbb{H}^{2,1}}(\alpha(p/2^n), \alpha(p/2^n + 1/2^k))}{1/2^k} \cdot \frac{1}{2^n}.$$

We reorganize the sum as

$$\begin{aligned}
 \frac{2^k}{2^n} \cdot \sum_{\rho=0}^{2^n-2^{n-k}} d_{\mathbb{H}^{2,1}}(\alpha(\frac{\rho}{2^n}), \alpha(\frac{\rho}{2^n} + \frac{1}{2^k})) &= \\
 &= \frac{2^k}{2^n} \cdot \sum_{j=0}^{2^{n-k}-1} \left(\sum_{q=0}^{2^k-2} d_{\mathbb{H}^{2,1}}(\alpha(\frac{j}{2^n} + \frac{q}{2^k}), \alpha(\frac{j}{2^n} + \frac{q+1}{2^k})) \right) \\
 &\quad + \frac{2^k}{2^n} d_{\mathbb{H}^{2,1}}(\alpha(1 - \frac{1}{2^k}), \alpha(1)) \\
 &\leq \frac{2^k}{2^n} \cdot \sum_{j=0}^{2^{n-k}-1} d_{\mathbb{H}^{2,1}}(\alpha(\frac{j}{2^n}), \alpha(\frac{j}{2^n} + 1 - \frac{1}{2^k})) \tag{Claim 2} \\
 &\quad + \frac{2^k}{2^n} d_{\mathbb{H}^{2,1}}(\alpha(1 - \frac{1}{2^k}), \alpha(1)) \\
 &\leq \frac{2^k}{2^n} \cdot \sum_{j=0}^{2^{n-k}-1} d_{\mathbb{H}^{2,1}}(\alpha(0), \alpha(1)) = d_{\mathbb{H}^{2,1}}(v, w). \tag{Claim 2}
 \end{aligned}$$

The assertion follows by taking the limits first as $n \rightarrow \infty$, and then as $k \rightarrow \infty$. □

We have

$$\begin{aligned}
 \cosh(i(\lambda, \gamma)) &\leq \cosh(d_{S^+}(v, \rho_{X,Y}(\gamma)v)) \tag{Prop. 3.21} \\
 &\leq \cosh(d_{\mathbb{H}^{2,1}}(v, \rho_{X,Y}(\gamma)v)) \tag{Claim 3} \\
 &= \sin(\delta^\pm)^2 \cosh(L_\rho(\gamma)) + \cos(\delta^\pm)^2 \cosh(\theta_\rho(\gamma)). \tag{Claim 1}
 \end{aligned}$$

□

6. Length functions in Teichmüller space

In this section, we carry out an anti-de Sitter analysis of length functions on Teichmüller space, on both global and infinitesimal scales, and prove Theorems 3 and 4.

6.1. Orthogonal projection to a line

We begin with some explicit computations on the orthogonal projection $\pi : \mathbb{H}^{2,1} \rightarrow \ell$ to a spacelike geodesic.

Lemma 6.1. *Let y, ℓ be a point and a spacelike line in $\mathbb{H}^{2,1}$ such that the rays $[y, \ell^\pm]$ are spacelike. Then,*

$$m_{y,\ell} = \min_{x \in \ell} \{-\langle y, x \rangle\} = \sqrt{\frac{2\langle y, \ell^+ \rangle \langle y, \ell^- \rangle}{-\langle \ell^+, \ell^- \rangle}},$$

and it is realized at the unique point

$$x = \frac{1}{\sqrt{-2\langle \ell^+, \ell^- \rangle}} \left(\sqrt{\frac{\langle y, \ell^- \rangle}{\langle y, \ell^+ \rangle}} \ell^+ + \sqrt{\frac{\langle y, \ell^+ \rangle}{\langle y, \ell^- \rangle}} \ell^- \right) \in \ell$$

such that $[y, x]$ is orthogonal to ℓ .

Proof. Write $\ell(t) = (e^t \ell^+ + e^{-t} \ell^-) / \sqrt{-2\langle \ell^+, \ell^- \rangle}$ and consider the function $f(t) = -\langle \ell(t), y \rangle$. As $[y, \ell^+], [y, \ell^-]$ are spacelike, we have $f(t) \rightarrow \infty$ as $|t| \rightarrow \infty$. Hence, $f(t)$ has a minimum which is a critical point. The unique critical point of the function is at $e^{2t} = \langle y, \ell^- \rangle / \langle y, \ell^+ \rangle$. The conclusion follows by elementary computations. \square

6.2. Convexity of length functions

We now describe the purely anti-de Sitter proof of (strict) convexity of length functions on Teichmüller space \mathcal{T} in shear coordinates for an arbitrary maximal lamination $\lambda \subset \Sigma$.

We prove separately the two parts of Theorem 3.

Proposition 6.2. *Let $\lambda \subset \Sigma$ be a maximal lamination. Let $\gamma \in \Gamma - \{1\}$ be a nontrivial loop. The length function $\mathcal{L}_\gamma : \mathcal{T} \subset \mathcal{H}(\lambda; \mathbb{R}) \rightarrow (0, \infty)$ is convex. Moreover, convexity is strict if γ intersects essentially every leaf of λ .*

Proof. Recall that a function $L : U \subset \mathbb{R}^n \rightarrow \mathbb{R}$ defined on an open convex subset $U \subset \mathbb{R}^n$ is (strictly) convex if and only if for every $x, y \in U$, we have a (strict) inequality

$$L\left(\frac{x+y}{2}\right) \leq \frac{L(x)+L(y)}{2}.$$

Consider $X, Y \in \mathcal{T}$ and let $\rho = \rho_{X,Y}$ be the corresponding Mess representation. Let $\hat{S}_\lambda \subset \mathcal{CH}_{X,Y}$ be the pleated set associated with λ and let $\rho_\lambda : \Gamma \rightarrow \text{PSL}_2(\mathbb{R})$ be the holonomy of the intrinsic hyperbolic structure $Z_\lambda \in \mathcal{T}$ on $\hat{S}_\lambda / \rho_{X,Y}(\Gamma)$. By Theorem 1, we have $\sigma_\lambda(Z_\lambda) = (\sigma_\lambda(X) + \sigma_\lambda(Y)) / 2$ in $\mathcal{H}(\lambda; \mathbb{R})$. By Theorem 2, we have

$$\cosh(L_{Z_\lambda}(\gamma)) \leq \cos(\delta)^2 \cosh(L_\rho(\gamma)) + \sin(\delta)^2 \cosh(\theta_\rho(\gamma)),$$

where δ is the maximal timelike distance of the axis ℓ of $\rho_{X,Y}(\gamma)$ from the pleated set \hat{S}_λ . Notice that $\delta > 0$ unless $\ell \subset \hat{S}_\lambda$, in which case ℓ does not intersect transversely the bending locus. Also observe that, unless ρ is Fuchsian, which happens precisely when $X = Y$, the bending locus cannot be empty. Therefore, if X, Y are distinct and the support of $\gamma \in \mathcal{C}$ intersects essentially every leaf of λ , we have $\delta > 0$ and

$$\cos(\delta)^2 \cosh(L_\rho(\gamma)) + \sin(\delta)^2 \cosh(\theta_\rho(\gamma)) < \cosh(L_\rho(\gamma))$$

as $L_\rho(\gamma) < \theta_\rho(\gamma)$. Since $\cosh(\bullet)$ is strictly increasing on $(0, \infty)$, we conclude $L_Z(\gamma) < L_\rho(\gamma)$. \square

Proposition 6.3. *Let $\lambda \subset \Sigma$ be a maximal lamination and let $\mu \in \mathcal{ML}$ be a measured lamination. Then, the length function $\mathcal{L}_\gamma : \mathcal{T} \subset \mathcal{H}(\lambda; \mathbb{R}) \rightarrow (0, \infty)$ is convex. Furthermore, convexity is strict if the support of μ intersects transversely each leaf of λ .*

Proof. We immediately deduce convexity by Proposition 6.2, the density of weighted simple curves in \mathcal{ML} and the C^∞ -convergence of length functions $a_n \mathcal{L}_{\gamma_n} \rightarrow \mathcal{L}_\mu$ if $a_n \gamma_n \rightarrow \mu$ in \mathcal{ML} .

We now discuss strict convexity.

Consider $X, Y \in \mathcal{T}$ and the Mess representation $\rho := \rho_{X,Y}$. Let $\hat{S}_\lambda \subset \mathcal{CH}_{X,Y}$ be the pleated set associated with λ . Let $\mu \in \mathcal{ML}$ be a measured lamination whose support contains a leaf ℓ that intersects the bending locus of \hat{S}_λ (which is nonempty, unless the representation is Fuchsian).

Because ℓ intersects the bending locus, its geometric realization $\hat{\ell}$ is not contained on \hat{S}_λ . Let $x \in \hat{\ell}$ and $y \in \hat{S}_\lambda$ be points that realize the maximal timelike distance $\delta = \max\{\delta_{\mathbb{H}^{2,1}}(z, t) \mid z \in \hat{S}_\lambda, t \in \hat{\ell}\} > 0$.

Let $K := I \times J$ denote the neighborhood of ℓ in the space of geodesics \mathcal{G} consisting of those lines with one endpoint in I and another endpoint in J .

Recall that, by Lemma 6.1, we have

$$m_{z,\ell} := \min_{t \in \hat{\ell}} \{-\langle z, t \rangle\} = \sqrt{\frac{2\langle z, \hat{\ell}^+ \rangle \langle z, \hat{\ell}^- \rangle}{-\langle \hat{\ell}^+, \hat{\ell}^- \rangle}}$$

and that the minimum is realized at a point $\pi(z) \in \hat{\ell}$, the orthogonal projection of z to $\hat{\ell}$, described explicitly by

$$\pi(z) = \frac{1}{\sqrt{-2\langle \hat{\ell}^+, \hat{\ell}^- \rangle}} \left(\sqrt{\frac{\langle z, \hat{\ell}^- \rangle}{\langle z, \hat{\ell}^+ \rangle}} \hat{\ell}^+ + \sqrt{\frac{\langle z, \hat{\ell}^+ \rangle}{\langle z, \hat{\ell}^- \rangle}} \hat{\ell}^- \right).$$

As y is connected to $\hat{\ell}$ by a timelike segment of length δ orthogonal to $\hat{\ell}$, we have $m_{y,\ell} = \cos(\delta)$. As $x \in \hat{\ell}$, we have $m_{x,\ell} = 1$. By continuity of the above expressions, we have the following.

Claim 1. *For every $\epsilon > 0$, there exist a neighborhood $K(\epsilon) = I(\epsilon) \times J(\epsilon)$ of $\ell \in \mathcal{G}$ and a neighborhood $U(\epsilon)$ of x in $\mathbb{H}^{2,1}$ with the following properties:*

1. $m_{y,\ell'} \in (\cos(2\delta), \cos(\delta/2))$ for every $\ell' \in K(\epsilon)$. In particular, y is connected to every $\hat{\ell}'$ by a timelike segment of length at least $\delta/2$ and, hence, $\delta_{\mathbb{H}^{2,1}}(y, \hat{\ell}') \geq \delta/2$;
2. For every $\ell' \in K(\epsilon)$, $\hat{\ell}'$ intersects $U(\epsilon)$;
3. If $\ell_1, \ell_2 \in K(\epsilon)$ are so that $\hat{\ell}_1 \cup \hat{\ell}_2$ is acausal and $z_j \in \hat{\ell}_j \cap U(\epsilon)$, then $d_{\mathbb{H}^{2,1}}(z_1, z_2) < \epsilon$;
4. $m_{z,\ell'} \in (\cos(\epsilon), \cosh(\epsilon))$ for every $\ell' \in K(\epsilon)$ and $z \in U(\epsilon)$;
5. For every $z, w \in U(\epsilon)$ and $\ell' \in K(\epsilon)$, we have $d_{\mathbb{H}^{2,1}}(\pi'(z), \pi'(w)) < \epsilon$ where π' is the orthogonal projection onto $\hat{\ell}'$.

Let $K(\epsilon)$ and $U(\epsilon)$ be the neighborhoods provided by the claim. As ℓ lies in the support of μ , we have $m(\epsilon) := \mu(K(\epsilon)) > 0$.

We approximate μ in \mathcal{ML} with a sequence of weighted simple closed curves $a_n \gamma_n$. By convergence of $a_n \gamma_n$ to μ , we have $a_n m_n(\epsilon) := a_n \gamma_n(K(\epsilon)) \rightarrow m(\epsilon)$. Notice that $m_n = m_n(\epsilon)$ is the number of distinct leaves of the geometric realization $\hat{\gamma}_n$ contained in $K(\epsilon)$. Let ℓ_n be one of those leaves.

Claim 2. *There exists a constant $M > 1$ that depends only on the representation ρ such that, for any $\epsilon > 0$, $n \in \mathbb{N}$, and ℓ_n as above, we can find elements*

$$\alpha_{n,1}, \dots, \alpha_{n,m_n} \in \Gamma$$

and corresponding points

$$z_{n,0} < z_{n,1} < \dots < z_{n,m_n-1} < z_{n,m_n} = \rho(\gamma_n)z_{n,0}$$

on $\hat{\ell}_n$ with the following properties:

1. $\alpha_{n,m_n} \cdots \alpha_{n,1} = \gamma_n$;
2. $z_{n,0}, \rho(\alpha_{n,j} \cdots \alpha_{n,1})^{-1} z_{n,j} \in U(\epsilon/M)$ and

$$d_{\mathbb{H}^{2,1}}(z_{n,j}, \rho(\alpha_{n,j} \cdots \alpha_{n,1})z_{n,0}) < \epsilon/M < \epsilon$$

for every $j \in \{1, \dots, m_n\}$;

3. The axis of $\alpha_{n,j}$ lies inside $\alpha_{n,j-1} \cdots \alpha_{n,1}(K(\epsilon))$.

Proof of the claim. Let us start by applying Claim 1 to an arbitrary $\epsilon' > 0$, and denote by

$$\ell_n = \ell_{n,0}, \dots, \ell_{n,m_n-1}$$

the m_n translates of ℓ_n contained in $K(\epsilon')$. We will later determine sufficient conditions on ϵ' (in terms of ϵ) that guarantee the desired properties.

By Claim 1 part (ii), for every $j \in \{0, \dots, m_n - 1\}$, there exists some point $w_{n,j} \in \hat{\ell}_{n,j} \cap U(\epsilon')$. Since the leaves $\ell_{n,j}$ are in the same Γ -orbit, we can find elements $\beta_{n,j} \in \Gamma$ such that $z_{n,j} := \rho(\beta_{n,j})w_{n,0}$ belongs to the spacelike geodesic segment $[w_{n,0}, \rho(\gamma_n)w_{n,0}] \subset \hat{\ell}_n$. Notice that $\beta_{n,0} = \text{id} \in \Gamma$ and $z_{n,0} = w_{n,0}$. We also set $\beta_{n,m_n} := \gamma_n$, $z_{n,m_n} := \rho(\gamma_n)w_{n,0}$. Up to reindexing the leaves $\ell_{n,j}$, we can assume that the points $z_{n,j}$ appear in linear order along $[w_{n,0}, \rho(\gamma_n)w_{n,0}]$; that is,

$$w_{n,0} = z_{n,0} < z_{n,1} < \dots < z_{n,m_n-1} < z_{n,m_n} = \rho(\gamma_n)w_{n,0}.$$

For any $j \in \{1, \dots, m_n\}$, we then define $\alpha_{j,n} := \beta_{n,j}\beta_{n,j-1}^{-1}$.

Property (i). The identity $\alpha_{n,m_n} \cdots \alpha_{n,1} = \beta_{n,m_n} = \gamma_n$ follows directly from our construction.

Property (ii). Notice that

$$w_{n,0} \in U(\epsilon') \cap \hat{\ell}_{n,0}, \quad w_{n,j} = \rho(\beta_{n,j})^{-1}z_{n,j} = \rho(\alpha_{n,j} \cdots \alpha_{n,1})^{-1}z_{n,j} \in U(\epsilon') \cap \hat{\ell}_{n,j}.$$

Because the leaves $\ell_{n,0}$ and $\ell_{n,j}$ are lifts of a common simple closed curve in S , the union of their geometric realizations $\hat{\ell}_{n,0} \cup \hat{\ell}_{n,j}$ is acausal. In particular, it follows from Claim 1 part (iii) that

$$d_{\mathbb{H}^{2,1}}(\rho(\alpha_j \cdots \alpha_1)z_{n,0}, z_{n,j}) = d_{\mathbb{H}^{2,1}}(w_{n,0}, \rho(\alpha_{n,j} \cdots \alpha_{n,1})^{-1}z_{n,j}) < \epsilon'.$$

Property (iii). We deduce the last property from the stability of quasi-geodesics inside \hat{S}_n , the pleated set associated with the lamination λ_n consisting of the closed geodesic γ_n suitably completed to a maximal lamination of Σ by adding finitely many leaves spiraling around γ_n .

Let us explain how. For any $j \in \{1, \dots, m_n\}$, consider the concatenation of the translates

$$g_{n,j} = \bigcup_{k \in \mathbb{Z}} \rho(\alpha_{n,j})^k \left([z_{n,j-1}, z_{n,j}]_{\hat{S}_n} \cup [z_{n,j}, \rho(\alpha_{n,j})z_{n,j-1}]_{\hat{S}_n} \right),$$

where $[a, b]_{\hat{S}_n}$ denotes the length-minimizing path inside \hat{S}_n between $a, b \in \hat{S}_n$. Notice that

$$\begin{aligned} d_{\hat{S}_n}(z_{n,j}, \rho(\alpha_{n,j})z_{n,j-1}) &= d_{\hat{S}_n}(\rho(\beta_{n,j})^{-1}z_{n,j}, \rho(\beta_{n,j-1}^{-1})z_{n,j-1}) \\ &= d_{\hat{S}_n}(w_{n,j}, w_{n,j-1}) \\ &\leq d_{\mathbb{H}^{2,1}}(w_{n,j}, w_{n,j-1}) \quad \text{(1-Lipschitz dev. map)} \\ &< \epsilon', \end{aligned}$$

where in the last step we applied Claim 1 part (iii) to $w_{n,j-1} \in U(\epsilon') \cap \hat{\ell}_{n,j-1}$, $w_{n,j} \in U(\epsilon') \cap \hat{\ell}_{n,j}$. By basic hyperbolic geometry, $g_{n,j}$ is a uniform quasi-geodesic on \hat{S}_n with respect to the intrinsic hyperbolic metric, with quasi-geodesic constants that are $O(\epsilon')$ -close to 1 (see, for example, Section I.4.2 of [10]). Hence, the invariant axis of $\rho(\alpha_{n,j})$ on \hat{S}_n lies in the $O(\epsilon')$ -neighborhood of $g_{n,j}$ with respect to the hyperbolic metric. In particular, such endpoints are close to the endpoints of $(\alpha_{n,j-1} \cdots \alpha_{n,1})\ell_n$ on the Gromov boundary $\partial_\infty \hat{S}_n$.

Let $\phi_n : \partial_\infty \hat{S}_n \rightarrow \partial\Gamma$ be the unique Γ -equivariant homeomorphism. By Lemma 3.17, the hyperbolic structures $\hat{S}_n/\rho(\Gamma)$ lie in a compact subspace of Teichmüller space \mathcal{T} . Thus, as the boundary maps ϕ_n depend continuously on S_n , they are uniformly equicontinuous. In particular, it is not restrictive to assume that the function $O(\epsilon')$ is independent of the hyperbolic structure of S_n , the leaf ℓ_n and the weighted simple closed curves $a_n\gamma_n$. It follows that, if ϵ' is small enough (or, equivalently, if $M > 1$ is sufficiently large and $\epsilon' := \epsilon/M$), the endpoints of the axis of α_j are contained in $K(\epsilon)$ for every $j \leq m_n$. □

Let $\alpha_j = \alpha_{n,j} \in \Gamma$ and $z_j = z_{n,j} \in \hat{\ell}_n$ be the elements provided by Claim 3 and define $x_j := \rho(\alpha_j \cdots \alpha_1)x$ and $y_j = \rho(\alpha_j \cdots \alpha_1)y$, where $x_0 := x \in \hat{\ell}$ and $y_0 := y \in \hat{S}_\lambda$ maximize the timelike distance between $\hat{\ell}$ and \hat{S}_λ .

For any $j \in \{0, \dots, m_n - 1\}$, let $\delta_j := \delta_{\mathbb{H}^{2,1}}(y_j, \hat{\ell}_{\alpha_{j+1}})$ be the timelike distance of $y_j \in \hat{S}_\lambda$ from $\hat{\ell}_{\alpha_{j+1}}$, the axis of $\rho(\alpha_{j+1})$. By Property (iii) of Claim 2, we have $(\alpha_j \cdots \alpha_1)^{-1}\ell_{\alpha_{j+1}} \in K(\epsilon)$. Hence, Claim 1 part (i) implies that

$$\delta_j = \delta_{\mathbb{H}^{2,1}}(y_j, \hat{\ell}_{\alpha_{j+1}}) = \delta_{\mathbb{H}^{2,1}}(y, \rho(\alpha_j \cdots \alpha_1)^{-1}\hat{\ell}_{\alpha_{j+1}}) > \delta/2. \tag{1}$$

Claim 3. *There exists $\kappa > 0$, depending only on $X, Y \in \mathcal{T}$ and on $\delta > 0$, such that for every $j \in \{0, \dots, m_n - 1\}$,*

$$\begin{aligned} \cosh(d_{\mathbb{H}^{2,1}}(y_j, y_{j+1})) &= \cos(\delta_j)^2 \cosh(L_\rho(\alpha_{j+1})) + \sin(\delta_j)^2 \cosh(\theta_\rho(\alpha_{j+1})) \\ &\leq \cosh(L_\rho(\alpha_{j+1}) - \kappa). \end{aligned}$$

Proof of the claim. Let $\pi_{j+1}(p) \in \hat{\ell}_{\alpha_{j+1}}$ be the unique point such that the segment $[p, \pi_{j+1}(p)]$ is orthogonal to $\hat{\ell}_{\alpha_{j+1}}$. Observe that $\pi_{j+1}(y_{j+1}) = \rho(\alpha_{j+1})\pi_{j+1}(y_j)$. Lemma 5.1 applied to the spacelike segment $[\pi_{j+1}(y_j), \pi_{j+1}(y_{j+1})]$ of length $L_\rho(\alpha_{j+1})$ and the orthogonal timelike segments

$$[y_j, \pi_{j+1}(y_j)], \quad \rho(\alpha_{j+1})[y_j, \pi_{j+1}(y_j)] = [y_{j+1}, \rho(\alpha_{j+1})\pi_{j+1}(y_j)]$$

implies the first identity of our statement. To deduce the upper bound, we argue as follows. By relation (4), $\delta_j > \delta/2$ for every $j \in \{0, \dots, m_n - 1\}$ and

$$L_\rho(\alpha_{j+1}) - \theta_\rho(\alpha_{j+1}) = L_Y(\alpha_j) \geq \min\{\text{sys}(X), \text{sys}(Y)\} =: r > 0,$$

where $\rho = \rho_{X,Y}$ and $\text{sys}(Z) > 0$ denotes the systole of the hyperbolic structure $Z \in \mathcal{T}$. In particular, it follows that

$$\begin{aligned} \cosh(d_{\mathbb{H}^{2,1}}(y_j, y_{j+1})) &= \cos(\delta_j)^2 \cosh(L_\rho(\alpha_{j+1})) + \sin(\delta_j)^2 \cosh(\theta_\rho(\alpha_{j+1})) \\ &\leq \cos(\delta_j)^2 \cosh(L_\rho(\alpha_{j+1})) + \sin(\delta_j)^2 \cosh(L_\rho(\alpha_{j+1}) - r). \end{aligned}$$

However, we have

$$L_\rho(\alpha_{j+1}) = \frac{1}{2}(L_X(\alpha_{j+1}) + L_Y(\alpha_{j+1})) \geq r$$

for every $j \in \{0, \dots, m_n - 1\}$. The conclusion now follows from Lemma 5.2 part (1) applied to $a_0 = r$, $b_0 = \delta/2$, $a = L_\rho(\alpha_{j+1})$ and $b = \delta_j$. Notice in particular that the resulting κ depends only on r and δ , as desired. □

Claim 4. *There exist constants $C, \epsilon_0 > 0$ that depend only on the representation ρ such that for every $\epsilon \in (0, \epsilon_0)$ and for every $j \in \{0, \dots, m_n - 1\}$ as in Claim 2, we have*

$$L_\rho(\alpha_{j+1}) - d_{\mathbb{H}^{2,1}}(z_j, z_{j+1}) \leq C\epsilon.$$

Proof of the claim. As a first step, we show that

$$|d_{\mathbb{H}^{2,1}}(\rho(\alpha_{j+1})z_j, z_j) - d_{\mathbb{H}^{2,1}}(z_{j+1}, z_j)| \leq d_{\mathbb{H}^{2,1}}(\rho(\alpha_{j+1})z_j, z_{j+1}).$$

To see this, notice that z_j, z_{j+1} and $\rho(\alpha_{j+1})z_j$ lie on a common spacelike plane, since $z_j, z_{j+1} \in \hat{\ell}_n$ and $\rho(\alpha_{j+1})z_j$ belongs to $\rho(\alpha_{j+1})\hat{\ell}_n$, which are entirely contained in \hat{S}_n . Therefore, the inequality

is a reformulation of the standard triangle inequality. Since both points $\rho(\alpha_{j+1})z_j, z_{j+1}$ lie inside $\rho(\alpha_{j+1} \cdots \alpha_1)U(\epsilon/M)$, it follows from Claim 2 part (ii) and Claim 1 that

$$|d_{\mathbb{H}^{2,1}}(\rho(\alpha_{j+1})z_j, z_j) - d_{\mathbb{H}^{2,1}}(z_{j+1}, z_j)| < \epsilon/M.$$

We now prove that $d_{\mathbb{H}^{2,1}}(\rho(\alpha_{j+1})z_j, z_j) > L_\rho(\alpha_{j+1}) - O(\epsilon)$. Consider the orthogonal projection π_{j+1} onto $\hat{\ell}_{\alpha_{j+1}}$. By Claim 2 part (ii) and 1 part (iv), the quantity

$$D_j = \min_{t \in \hat{\ell}_{\alpha_{j+1}}} \{-\langle z_j, t \rangle\} = \sqrt{\frac{2\langle z_j, \hat{\ell}_{\alpha_{j+1}}^+ \rangle \langle z_j, \hat{\ell}_{\alpha_{j+1}}^- \rangle}{-\langle \hat{\ell}_{\alpha_{j+1}}^+, \hat{\ell}_{\alpha_{j+1}}^- \rangle}} = -\langle z_j, \pi_{j+1}(z_j) \rangle$$

is contained in the interval $(\cos(\epsilon/M), \cosh(\epsilon/M))$.

If $D_j > 1$, then the segment $[z_j, \pi_{j+1}(z_j)]$ is spacelike. Write $D_j = \cosh(d_j)$ and $z_j = \cosh(d_j)\pi_{j+1}(z_j) + \sinh(d_j)v_j$ with v_j orthogonal to $\hat{\ell}_{\alpha_{j+1}}$ at $\pi_{j+1}(z_j)$. We have

$$\begin{aligned} \cosh(d_{\mathbb{H}^{2,1}}(z_j, \rho(\alpha_{j+1})z_j)) &= -\langle z_j, \rho(\alpha_{j+1})z_j \rangle \\ &= \cosh(d_j)^2 \cosh(L_\rho(\alpha_{j+1})) - \sinh(d_j)^2 \cosh(\theta_\rho(\alpha_{j+1})). \end{aligned}$$

Hence, as $L_\rho(\alpha_{j+1}) > \theta_\rho(\alpha_{j+1})$, we get

$$\cosh(d_{\mathbb{H}^{2,1}}(z_j, \rho(\alpha_{j+1})z_j)) > \cosh(L_\rho(\alpha_{j+1})).$$

If $D_j < 1$, then the segment $[z_j, \pi_{j+1}(z_j)]$ is timelike. Write $D_j = \cos(d_j)$ and $z_j = \cos(d_j)\pi_{j+1}(z_j) + \sin(d_j)v_j$ with v_j orthogonal to $\hat{\ell}_{\alpha_{j+1}}$ at $\pi_{j+1}(z_j)$. We have

$$\begin{aligned} \cosh(d_{\mathbb{H}^{2,1}}(z_j, \rho(\alpha_{j+1})z_j)) &= -\langle z_j, \rho(\alpha_{j+1})z_j \rangle \\ &= \cos(d_j)^2 \cosh(L_\rho(\alpha_{j+1})) + \sin(d_j)^2 \cosh(\theta_\rho(\alpha_{j+1})). \end{aligned}$$

Thus,

$$\cosh(d_{\mathbb{H}^{2,1}}(z_j, \rho(\alpha_{j+1})z_j)) > \cos(d_j)^2 \cosh(L_\rho(\alpha_{j+1})).$$

Now let $r > 0$ be the systole of the representation ρ . By part (2) of Lemma 5.2 applied to $a_0 = r$, there exists a constant $c_0 \in (0, 1)$ such that

$$\cos(d_j)^2 \cosh(L_\rho(\alpha_{j+1})) \geq \cosh(L_\rho(\alpha_{j+1}) - \eta(\cos(d_j)^2)),$$

for every j that satisfies $\cos(d_j)^2 \geq c_0$, where $\eta(c) := \operatorname{arccosh}(1/c)$. Since $d_j \leq \epsilon/M$, there exists a ϵ_0 such that for any $\epsilon \leq \epsilon_0$, the condition $\cos(d_j)^2 \geq c_0$ holds for any j . A simple estimate shows that $\eta(c) \leq \frac{3}{c}\sqrt{1-c}$ for every $c \in (0, 1)$, implying that

$$\begin{aligned} L_\rho(\alpha_{j+1}) - \eta(\cos(d_j)^2) &\geq L_\rho(\alpha_{j+1}) - \frac{3 \sin(d_j)}{\cos(d_j)^2} \\ &\geq L_\rho(\alpha_{j+1}) - \frac{3 \sin(\epsilon/M)}{\cos(\epsilon/M)^2} \\ &\geq L_\rho(\alpha_{j+1}) - C\epsilon, \end{aligned}$$

for some constant $C > 0$ depending only on $\epsilon_0, M > 0$. Finally, combining the estimates obtained above, we conclude that

$$\begin{aligned} \cosh(d_{\mathbb{H}^{2,1}}(z_j, \rho(\alpha_{j+1})z_j)) &> \cos(d_j)^2 \cosh(L_\rho(\alpha_{j+1})) \\ &\geq \cosh(L_\rho(\alpha_{j+1}) - C\epsilon) \end{aligned}$$

for every $j \in \{0, \dots, m_n - 1\}$, which concludes the proof of the assertion. □

Let $\kappa, \epsilon_0, C > 0$ be the constants provided by Claims 3 and 4 and choose $\epsilon = \frac{1}{2} \min\{\epsilon_0, \kappa/C\}$. Then for every $n \in \mathbb{N}$, we have

$$\begin{aligned} L_Z(\gamma_n) &\leq d_{\hat{S}}(y, \gamma_n y) \\ &\leq \sum_j d_{\hat{S}}(y_j, y_{j+1}) && \text{(Triangle inequality)} \\ &\leq \sum_j d_{\mathbb{H}^{2,1}}(y_j, y_{j+1}) && \text{(1-Lipschitz dev. map)} \\ &\leq \sum_j (L_\rho(\alpha_{j+1}) - \kappa) && \text{(Claim 3)} \\ &\leq \sum_j (d_{\mathbb{H}^{2,1}}(z_j, z_{j+1}) + C\epsilon - \kappa) && \text{(Claim 4)} \\ &\leq L_\rho(\gamma_n) - \frac{m_n \kappa}{2}. \end{aligned}$$

Multiplying by a_n and taking the limit as $n \rightarrow \infty$, we deduce the desired assertion. □

6.3. Second variation along earthquakes

In the case of earthquakes, we make quantitative estimates and compute the second variation of length functions as given in Theorem 4.

Proof of Theorem 4. Let $Z_t := \epsilon_\mu(t)$ and consider the Mess representation $\rho_t := \rho_{Z_{-t}, Z_t}$ with parameters $Z_{-t}, Z_t \in \mathcal{T}$. Notice that, by Theorem 1, we have $\mu_t^+ = t\mu$ and $Z_{\lambda_t^+} = Z$ is constant. For convenience, we introduce $L_t := L_{\rho_t}(\gamma)$ and $\theta_t := \theta_{\rho_t}(\gamma)$.

By Propositions 5.4 and 5.5, we have

$$\cosh(\mathcal{L}_\gamma(Z)) \leq \cos(\delta_t^\pm)^2 \cosh(L_t) + \sin(\delta_t^\pm)^2 \cosh(\theta_t)$$

and

$$\cosh(i(\mu_t^\pm, \gamma)) \leq \sin(\delta_t^\pm)^2 \cosh(L_t) + \cos(\delta_t^\pm)^2 \cosh(\theta_t).$$

Summing the inequalities, we get

$$\cosh(t \cdot i(\mu, \gamma)) - \cosh(\theta_t) \leq \cosh(L_t) - \cosh(\mathcal{L}_\gamma(Z)).$$

By the mean value theorem, we can write

$$\cosh(t \cdot i(\mu, \gamma)) - \cosh(\theta_t) = \sinh(\xi_t)(t \cdot i(\mu, \gamma) - |\theta_t|),$$

where $\xi_t \in [|\theta_t|, t \cdot i(\mu, \gamma)]$, and

$$\cosh(L_t) - \cosh(\mathcal{L}_\gamma(Z)) = \sinh(\zeta_t)(L_t - \mathcal{L}_\gamma(Z)),$$

where $\zeta_t \in [\mathcal{L}_\gamma(Z), L_t]$.

We now divide both right- and left-hand sides by t^2 as follows:

$$\frac{\sinh(\xi_t)}{t} \left(i(\mu, \gamma) - \frac{|\theta_t|}{t} \right) \leq \sinh(\zeta_t) \frac{L_t - \mathcal{L}_\gamma(Z)}{t^2}.$$

We observe that as $t \rightarrow 0$, the terms converge to the following:

In the left-hand side,

- $|\theta_t|/t = |\mathcal{L}_\gamma(t) - \mathcal{L}_\gamma(-t)|/2t \rightarrow \dot{\mathcal{L}}_\gamma$.
- $\sinh(\xi_t)/t \geq \sinh(|\theta_t|)/t$ as $\xi_t \geq |\theta_t|$.
- $\sinh(|\theta_t|)/t \rightarrow \cosh(\theta_0)\dot{\theta}_0 = \mathcal{L}_\gamma$.

In the right-hand side,

- $\sinh(\zeta_t) \rightarrow \sinh(\mathcal{L}_\gamma(Z))$ as $L_t = (\mathcal{L}_\gamma(t) + \mathcal{L}_\gamma(-t))/2 \rightarrow \mathcal{L}_\gamma(Z)$.
- $(L_t - \mathcal{L}_\gamma(Z))/t^2 = (\mathcal{L}_\gamma(t) + \mathcal{L}_\gamma(-t) - 2\mathcal{L}_\gamma(Z))/2t^2 \rightarrow \dot{\mathcal{L}}_\gamma/2$.

The conclusion follows. □

Let us conclude by recalling that an exact formula for the first variation of length functions along earthquakes has been computed by Kerckhoff [13].

Theorem 6.4 (Kerckhoff [13]). *Let $\mu \in \mathcal{ML}$ be a measured lamination. Let $\epsilon_\mu : [a, b] \rightarrow \mathcal{T}$ be an earthquake path driven by μ . Let $\gamma \in \Gamma - \{1\}$ be a nontrivial loop. Set $\mathcal{L}_\gamma(t) := L_{\epsilon_\mu(t)}(\gamma)$. We have*

$$\dot{\mathcal{L}}_\gamma(t) = \int_{\mathcal{I}/\rho_{\epsilon_\mu(t)}(\Gamma)} \cos(\theta_t) \, d\mu \times \delta_\gamma,$$

where \mathcal{I} is the space of intersecting geodesics of \mathbb{H}^2 and $\theta_t(\ell, \ell')$ is the angle of intersection between (the $\epsilon_\mu(t)$ -geodesic realizations of) the leaves ℓ, ℓ' .

In particular, we always have $|\dot{\mathcal{L}}_\gamma| \leq i(\gamma, \mu)$ with strict inequality if γ intersects the support of μ essentially.

Acknowledgements. We thank Sara Maloni, Beatrice Pozzetti and Andrea Seppi for useful discussions and generous feedback on the article, and the anonymous referee, whose comments helped us to improve our exposition. Filippo and Gabriele would like to thank also their previous affiliations, University of Virginia and Heidelberg University, respectively, where the present work was developed.

Competing interest. None.

Funding statement. Gabriele and Filippo gratefully acknowledge the support of the DFG 427903332 and of Sara Maloni’s U.S. National Science Foundation grant DMS-1848346 (NSF CAREER), respectively.

References

- [1] R. Benedetti and F. Bonsante, ‘Canonical Wick rotations in 3-dimensional gravity’, *Mem. Amer. Math. Soc.* **198** (2009), viii+164.
- [2] R. Benedetti and E. Guadagnini, ‘The cosmological time in $(2 + 1)$ -gravity’, *Nuclear Phys. B* **613** (2001), 330–352.
- [3] M. Bestvina, K. Bromberg, K. Fujiwara and J. Souto, ‘Shearing coordinates and convexity of length functions on Teichmüller space’, *Amer. J. Math.* **135**(2013), 1449–1476.
- [4] F. Bonahon, ‘The geometry of Teichmüller space via geodesic currents’, *Invent. Math.* **92** (1988), 139–162.
- [5] F. Bonahon, ‘Shearing hyperbolic surfaces, bending pleated surfaces and Thurston’s symplectic form’, *Ann. Fac. Sci. Toulouse Math. (6)* **5** (1996), 233–297.
- [6] F. Bonahon, ‘Variations of the boundary geometry of 3-dimensional hyperbolic convex cores’, *J. Differential Geom.* **50** (1998), 1–24.
- [7] F. Bonahon and Y. Sözen, ‘The Weil-Petersson and Thurston symplectic forms’, *Duke Math. J.* **108** (2001), 581–597.
- [8] F. Bonsante and A. Seppi, ‘Anti-de Sitter geometry and Teichmüller theory’, in *In the Tradition of Thurston* (Springer Verlag, 2020).

- [9] M. Burger, A. Iozzi and A. Wienhard, ‘Surface group representations with maximal Toledo invariant’, *Ann. of Math. (2)* **172** (2010), 517–566.
- [10] R. Canary, D. Epstein and B. Green, *Notes on Notes by Thurston* (London Math. Soc. Lecture Note Ser. 138) (Cambridge University Press, Cambridge, 2006).
- [11] J. Danciger, ‘Ideal triangulations and geometric transitions’, *J. Topol.* **7** (2014), 1118–1154.
- [12] W. Goldman, ‘Discontinuous groups and the Euler class’, Ph.D. Thesis, 1980, University of California, Berkeley.
- [13] S. Kerckhoff, ‘The Nielsen realization problem’, *Ann. of Math. (2)* **117** (1983), 235–265.
- [14] C. Mautner and C. Scarinci, ‘Generalized shear coordinates on the moduli spaces of three-dimensional spacetimes’, *J. Differential Geom.* **103** (2016), 425–474.
- [15] F. Mazzoli, A. Seppi and A. Tamburelli, ‘Para-hyperKähler geometry of the deformation space of maximal globally hyperbolic anti-de Sitter three-manifolds’, Preprint, 2021, [arxiv:2107.10363](https://arxiv.org/abs/2107.10363). To appear in *Memoirs of the American Mathematical Society*.
- [16] F. Mazzoli and G. Viaggi, ‘ $SO_0(2, n + 1)$ -maximal representations and hyperbolic surfaces’, Preprint, 2022, [arxiv:2206.06946](https://arxiv.org/abs/2206.06946). To appear in *Memoirs of the American Mathematical Society*.
- [17] G. Mess, ‘Lorentz spacetimes of constant curvature’, *Geom. Dedicata* **126** (2007), 3–45.
- [18] Y. Minsky, ‘Teichmüller geodesics and ends of hyperbolic 3-manifolds’, *Topology* **32** (1993), 625–647.
- [19] G. Th  ret, ‘Convexity of length functions and Thurston’s shear coordinates’, Preprint, 2014, [arXiv:1408.5771](https://arxiv.org/abs/1408.5771).
- [20] W. Thurston, ‘Geometry and topology of three-manifolds’, Princeton lecture notes, 1979.
- [21] W. Thurston, ‘Minimal stretch maps between hyperbolic surfaces’, Preprint, 1998, [arXiv:math/9801039](https://arxiv.org/abs/math/9801039).
- [22] F. Waldhausen, ‘On irreducible 3-manifolds which are sufficiently large’, *Ann. of Math. (2)* **87** (1968), 56–88.
- [23] S. Wolpert, ‘Thurston’s Riemannian metric for Teichm  ller space’, *J. Differential Geom.* **23** (1986), 143–174.