


SCIENTIFIC NOTE

Responses of *Megacyllene andesiana* and *Oreodera bituberculata* (Coleoptera: Cerambycidae) to *anti*-2,3-hexanediol, fuscumol, and fuscumol acetate in Peru

Oniel Jeremias Aguirre-Gil¹ , Richard Paredes-Espinosa², Giannfranco Egoávil-Jump¹, and Jeremy D. Allison^{3,4}

¹Universidad Nacional Agraria de la Selva, Facultad de Agronomía, Tingo Maria, Huánuco, Perú, ²Instituto Nacional de Innovación Agraria, Estación Experimental Agraria, Pucallpa, Ucayali, Perú, ³Canadian Forest Service, Great Lakes Forestry Centre, Sault Ste. Marie, Ontario, Canada, and ⁴Department of Zoology and Entomology, Forestry and Agricultural Biotechnology Institute, African Centre of Chemical Ecology, University of Pretoria, Pretoria, South Africa

Corresponding author: Oniel Jeremias Aguirre-Gil; Email: oniel.aguirre@unas.edu.pe

(Received 19 March 2024; accepted 16 May 2024)

Abstract

Management of phytosanitary and biosecurity risks associated with the Cerambycidae focuses on prevention and early detection. Semiochemical-baited traps are an important component of these management efforts. Cerambycid pheromones are often screened in field trials to develop inventories of which species can be surveyed with which semiochemicals. We report field trials of two types of intercept traps (four- and three-sided panel traps) baited with known Cerambycidae pheromones aimed to capture Peruvian fauna. Intercept traps were baited with *anti*-2,3-hexanediol, fuscumol, and fuscumol acetate alone and in binary and ternary blends. The most frequently captured species was *Megacyllene andesiana* (Casey) (Coleoptera: Cerambycidae) ($n = 268$), followed by *Oreodera bituberculata* Bates (Coleoptera: Cerambycidae) ($n = 59$), *Discopus eques* Bates (Coleoptera: Cerambycidae) ($n = 37$), and *Aegomorphus longitarsis* (Bates) (Coleoptera: Cerambycidae) ($n = 31$). Trap type did not affect capture rates. Male and female *M. andesiana* were attracted by *anti*-2,3-hexanediol. The addition of fuscumol, fuscumol acetate, or the combination of fuscumol and fuscumol acetate reduced male *M. andesiana* captures, whereas the addition of fuscumol and the combination of fuscumol and fuscumol acetate reduced the response of female *M. andesiana*. Male *O. bituberculata* were attracted to traps baited with fuscumol, and this response was reduced by the addition of fuscumol acetate, whether or not *anti*-2,3-hexanediol was present.

Introduction

Cerambycidae (longhorned beetles) are among the most diverse and economically important families of Coleoptera. In particular, they present significant phytosanitary and biosecurity risks to forest ecosystems. The description of new species has accelerated in recent decades, and currently approximately 36 300 species are described worldwide (Monné *et al.* 2017). Longhorned beetles play an important role in the process of decomposition of wood and recycling of nutrients. They are among the first beetles to colonise dead wood, and larvae initiate the physical process of woody biodeterioration (early successional beetles; Seibold *et al.* 2015), which facilitates the subsequent

Subject editor: Barbara Bentz

© The Author(s), 2024. Published by Cambridge University Press on behalf of Entomological Society of Canada. This is an Open Access article, distributed under the terms of the Creative Commons Attribution-NonCommercial-NoDerivatives licence (<http://creativecommons.org/licenses/by-nc-nd/4.0/>), which permits non-commercial re-use, distribution, and reproduction in any medium, provided that no alterations are made and the original article is properly cited. The written permission of Cambridge University Press must be obtained prior to any commercial use and/or adaptation of the article.

entry of other saproxylophagous insects (late-successional beetles; Martikainen *et al.* 1999) or infection by wood-rotting fungi (Basham and Belyea 1960). As a result of their ecological and economic importance and broad distribution and diversity, they also have potential as indicator species for forest ecosystems (Gerlach *et al.* 2013).

Longhorned beetles are primarily herbivorous (some are facultative intraguild predators (Schoeller *et al.* 2012)), usually have a long period of larval development (varying from months to years to complete), and some species can develop and survive in wood material a long time after the death of the tree (Brockerhoff *et al.* 2006; Cocquempot and Lindelöw 2010; Dodds *et al.* 2023). These traits predispose them to be transported in wood products, wood packaging, and dunnage, facilitating the introduction of alien species into new habitats. For example, the most likely invasion pathway of *Anoplophora glabripennis* (Motschulsky) (Coleoptera: Cerambycidae) and *Trichoferus campestris* (Faldermann) (Coleoptera: Cerambycidae) to North America appears to be in solid wood packing material (Haack *et al.* 2010) and dunnage (Grebennikov *et al.* 2010), respectively. In this context, several interacting features of invasive species, the pathways by which they travel, and the habitats they invade play an important role to determine their invasion success (Nahrung *et al.* 2023).

In forest ecosystems, some introductions of nonnative species have resulted in complex and long-term impacts (Pyšek *et al.* 2020), and most have been accidental. Therefore, forest biosecurity programs focus on prevention and early detection (Allison *et al.* 2021). Semiochemical-baited traps are critical tools for early detection programs and can be effective for determining the presence or absence of a species and the pattern of spread of invasive species and for assessing the impact of management interventions. Although horizon scanning can identify potential biosecurity threats, a major challenge to the development of effective monitoring programs is that program targets often are unknown *a priori*. Consequently, biosecurity programs often aim to sample multiple species simultaneously.

The literature on cerambycid pheromones suggests that redundancy in pheromone chemistry is common, where related species often use similar or the same chemical structures in their pheromone blends (Hanks and Millar 2016; Millar and Hanks 2017). Surveillance traps can target single or multiple species by manipulating the semiochemicals used to bait traps (Brockerhoff *et al.* 2013, 2023). In support of these programs, known pheromone compounds can be screened for activity in the native fauna of trade partners. These offshore mitigation programs can facilitate the development of inventories of pheromone attractants of potential use for monitoring and surveillance for nonnative species. In Peru, responses by *Megacyllene andesiana* (Casey) (Coleoptera: Cerambycidae), *Oreodera bituberculata* Bates (Coleoptera: Cerambycidae), and *Discopus eques* Bates (Coleoptera: Cerambycidae) to traps baited with *anti*-2,3-hexanediol, fuscumol, and fuscumol acetate have been reported (Aguirre-Gil *et al.* 2021). Responses to traps baited with blends of pheromone attractants were lower than those to individual compounds. Ideally, semiochemical-baited traps in early detection programs would have both high sensitivity and a broad spectrum of activity. Here, we report field trials that characterised the activity of *anti*-2,3-hexanediol, fuscumol, and fuscumol acetate individually and in binary and ternary blends.

Materials and methods

Field experiment

A field trapping experiment was conducted from 4 September 2021 to 8 January 2022 in a rainforest preserve at Universidad Nacional Agraria de la Selva (UNAS), Tingo Maria, Huánuco, Peru (−9.304 latitude, −75.9991 longitude). The field trial compared the number of adult longhorned beetles (Coleoptera: Cerambycidae) captured by two types of traps baited with all possible combinations of three different pheromone lures. An 8 × 2 factorial experiment with two factors (lure combination (eight levels) × trap type (two levels)) for a total of 16 different lure-trap-type

combinations) was replicated six times in a completely randomised block design. The bubble cap lures containing the pheromones racemic *anti*-2,3-hexanediol (mixture of (2*R*,3*S*) and (2*S*,3*R*)), racemic *E,Z*-fuscumol, and racemic *E,Z*-fuscumol acetate were purchased from Synergy Semiochemicals, Delta, British Columbia, Canada. The eight levels of lure combinations were (1) *anti*-2,3-hexanediol; (2) fuscumol; (3) fuscumol acetate; (4) *anti*-2,3-hexanediol + fuscumol; (5) *anti*-2,3-hexanediol + fuscumol acetate; (6) fuscumol + fuscumol acetate; (7) *anti*-2,3-hexanediol + fuscumol + fuscumol acetate; and (8) a blank control (without pheromone). The two levels of the factor traps were black four-panel (WestGreen Global Technologies, Langley, British Columbia, Canada) and black three-panel intercept traps (Synergy Semiochemicals). The four-panel ($n = 48$) and three-panel ($n = 48$) traps used in the field experiment were coated with 12% fluon (EZ fluon kit; Synergy Semiochemicals) to increase trap captures (Allison *et al.* 2011, 2016) and were suspended individually from iron frames such that the collection cup was 100 cm above the ground. Traps were distributed randomly within the rainforest preserve, were equipped with wet collection cups with 500 mL of an odourless soap solution, and were spaced 25 m apart. Longhorned beetles were collected from traps weekly, and lures were replaced every four weeks. Samples were returned to the laboratory, and Cerambycidae were identified to species. Voucher specimens of all species were deposited in the Museum of Zoology, UNAS, Tingo Maria, Peru.

Statistics

Trap capture data of all species for which at least 30 individuals were captured were analysed for effects of both factors and the interaction between them. Blocks were defined as replicates, and the number of longhorned beetles captured during the experiment was defined as the dependent variable. The dependent variable was tested by aligned rank transform for nonparametric factorial analyses of variance ($\alpha = 0.05$). Multiple pairwise comparisons were performed to identify differences between treatments, and Sidak's method was used to adjust *P*-values ($\alpha = 0.05$). Statistical analyses were performed using R software for Windows (R Core Team 2022).

Research permits

Fauna of insects were collected according to Authorisation N° 10-HUA-TM/AUT-IFS-2019-006, and pheromones *anti*-2,3-hexanediol, fuscumol, and fuscumol acetate were studied according to Research Permissions N° 006-MIDAGRI-SENASA, N° 007-MIDAGRI-SENASA, and N° 008-MIDAGRI-SENASA for the 2021/2022 period, respectively.

Results

Field experiment

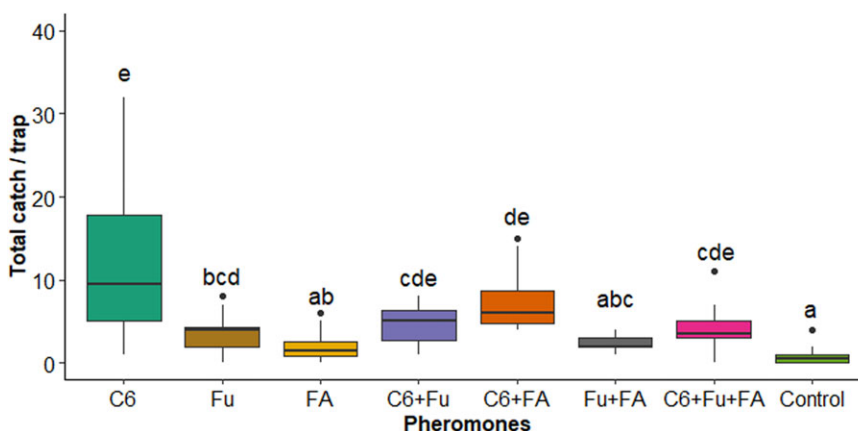
In total, 490 longhorned beetles were captured by traps baited with cerambycid pheromones in the Peruvian rainforest. Longhorned beetles captured in high enough numbers (> 30) for analysis were *M. andesiana* from the subfamily Cerambycinae (tribe Clytini), with 268 individuals, and *O. bituberculata*, *D. eques*, and *Aegomorphus longitarsis* (Bates) (Coleoptera: Cerambycidae) (synonymised with *Psapharochrus longitarsis* by Santos-Silva *et al.* 2020) from the subfamily Lamiinae (tribe Acanthoderini) with 59, 37, and 31 individuals, respectively (Table 1).

Effect of traps and pheromones on the capture of longhorned beetles

There was no effect of the factor trap on the total number of longhorned beetles captured ($F_{1,80} < 0.001$, $P = 0.997$). Similarly, the effect of traps on the capture of *M. andesiana* ($F_{1,80} = 0.348$, $P = 0.557$), *O. bituberculata* ($F_{1,80} = 2.145$, $P = 0.147$), *D. eques* ($F_{1,80} = 2.365$, $P = 0.130$), and *A. longitarsis* ($F_{1,80} = 0.288$, $P = 0.593$) was not significant.

Table 1. Total number of cerambycid beetles captured by pheromone baited traps in Tingo Maria, Peru. Abbreviations: C6, *anti*-2,3-hexanediol; Fu, fuscumol; FA, fuscumol acetate; Control, blank control (unbaited trap)

Cerambycidae species	C6	Fu	FA	C6+Fu	C6+FA	Fu+FA	C6+Fu+FA	Control	Total
<i>Megacyllene andesiana</i>	149	2	3	21	80	2	10	1	268
<i>Oreodera bituberculata</i>	1	22	0	17	7	7	5	0	59
<i>Discopus eques</i>	0	0	11	0	11	2	12	1	37
<i>Aegomorphus longitarsis</i>	4	5	3	5	6	3	3	2	31
<i>Anisocerus stellatus</i> (Guérin-Méneville)	–	–	1	2	–	6	7	–	16
<i>Polyrhaphis angustata</i> (Buquet)	2	2	–	–	1	–	–	–	5
<i>Steirastoma aethiopsis</i> (Bates)	–	–	–	–	–	1	–	–	–
Unidentified Cerambycidae	7	12	6	11	10	7	14	6	73
Total Cerambycidae	163	43	24	56	115	28	51	10	490

**Figure 1.** Boxplots of the total number of longhorned beetles collected by traps baited with pheromones, Abbreviations: C6, *anti*-2,3-hexanediol; Fu, fuscumol; FA, fuscumol acetate; Control, blank control (unbaited trap). Boxplots with different letters are statistically different (aligned rank transform for nonparametric factorial analysis of variance, $P < 0.05$). Dots above barplots represent a singular data point on dataset.

There was an effect of the factor pheromone on the total number of longhorned beetles captured ($F_{7,80} = 12.922$, $P < 0.001$). In general, significantly more longhorned beetles were captured by traps baited with *anti*-2,3-hexanediol alone, in binary blends with fuscumol or fuscumol acetate, or in the tertiary blend of all three compounds than by unbaited traps (Fig. 1). There was a significant effect of the factor pheromones on the total number of *M. andesiana* ($F_{7,80} = 11.709$, $P < 0.001$; Fig. 2A), as well as of males ($F_{7,80} = 13.974$, $P < 0.001$; Fig. 2B) and of females ($F_{7,80} = 6.933$, $P < 0.001$; Fig. 2C). In general, both male and female *M. andesiana* were attracted to traps baited with *anti*-2,3-hexanediol, and the effect of *anti*-2,3-hexanediol was reduced by the addition of either or both fuscumol and fuscumol acetate.

In the case of *O. bituberculata*, there was a significant effect of the factor pheromones on the capture of the total number of *O. bituberculata* ($F_{7,80} = 6.593$, $P < 0.001$; Fig. 3A) and males ($F_{7,80} = 12.922$, $P < 0.001$; Fig. 3B) of this longhorned beetle. Both males and the total number of *O. bituberculata* were attracted to traps baited with fuscumol, and the addition of fuscumol acetate reduced the number of males captured (Fig. 3B). In contrast, there was an effect of the factor

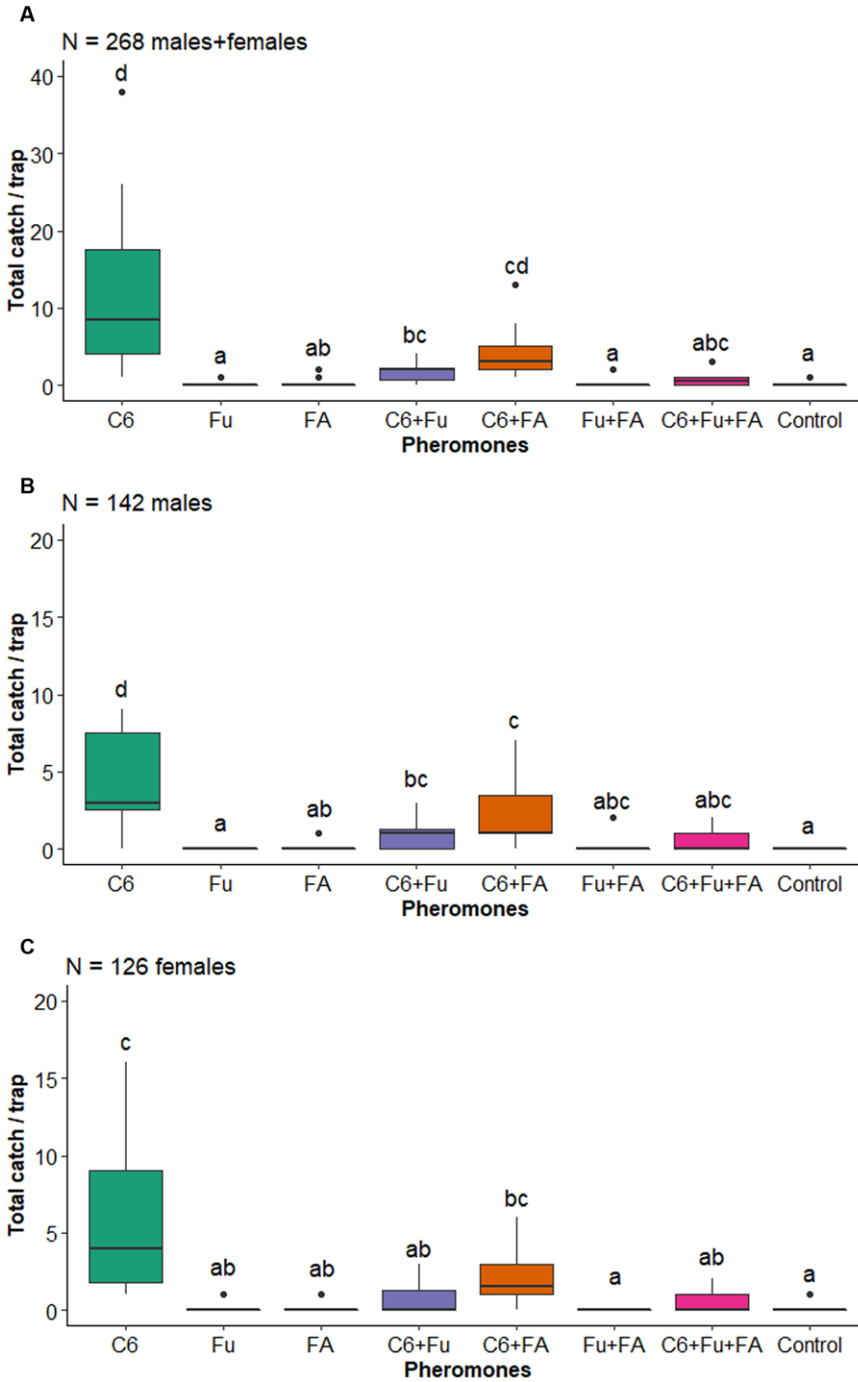


Figure 2. Boxplots of the number of *Megacyllene andesiana*, **A**, total catch, **B**, males, and **C**, females collected by traps baited with pheromones, Abbreviations: C6, *anti*-2,3-hexanediol; Fu, fuscumol; FA, fuscumol acetate; Control, blank control (unbaited trap). Boxplots with different letters are statistically different (aligned rank transform for nonparametric factorial analysis of variance, $P < 0.05$). Dots above barplots represent a singular data point on dataset.

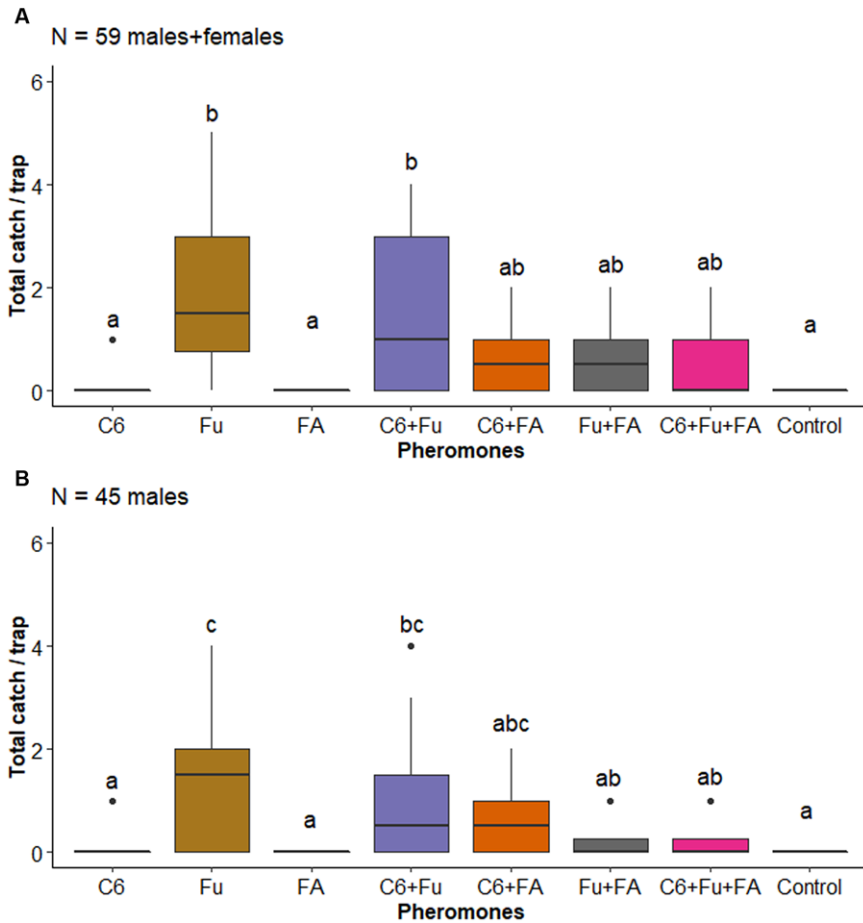


Figure 3. Boxplots of the number of *Oreodera bituberculata*, **A**, total catch, and **B**, males collected by traps baited with pheromones, Abbreviations: C6, *anti*-2,3-hexanediol; Fu, fuscumol; FA, fuscumol acetate; Control, blank control (unbaited trap). Boxplots with different letters are statistically different (aligned rank transform for nonparametric factorial analysis of variance, $P < 0.05$). Dots above barplots represent a singular data point on dataset.

pheromones on the capture of *D. eques* ($F_{7,80} = 4.621$, $P < 0.001$), but these effects did not differ from the blank control, and there was no effect on the capture of *A. longitarsis* ($F_{7,80} = 0.252$, $P = 0.970$). However, when data for *D. eques* catch were analysed using a simple Chi-square goodness-of-fit test with the null hypothesis that *D. eques* trap catch is independent of the presence of fuscumol acetate where catch in traps with and without fuscumol acetate does not differ from an expected 1:1 ratio, it was observed that catch of *D. eques* is not independent of fuscumol acetate ($X^2 = 33.108$, $df = 1$, $P < 0.001$).

Discussion

It has been predicted that North and South America could be invaded by up to 1500 alien arthropod species by 2050 (Seebens *et al.* 2020). The biology of many longhorned beetles makes them likely to be transported in wood products. In support of surveillance programs for nonnative longhorned beetles, trials often screen known pheromones to develop inventories of attraction and inhibition on different fauna. Previously, we demonstrated that several species of longhorned beetles in Peru were attracted to individual compounds but that responses were low to traps baited

with blends of compounds (Aguirre-Gil *et al.* 2021). Here, we demonstrate that for *M. andesiana*, attraction to *anti*-2,3-hexanediol is reduced by the addition of fuscumol and fuscumol acetate alone or in combination. For *O. bituberculata*, we demonstrate that attraction to fuscumol is reduced by the addition of fuscumol acetate. These results suggest that surveillance traps co-baited with these pheromones may sacrifice sensitivity for increased diversity of Cerambycidae surveyed.

Antagonism in behavioural responses to pheromones in members of the subfamilies Cerambycinae and Lamiinae have been reported in South America. In Brazil, *Hylettus seniculus* (Germar) (Coleoptera: Cerambycidae: Lamiinae, Acanthocinini) was attracted to (*R*)-fuscumol acetate and antagonised by (*S*)-fuscumol acetate (Silva *et al.* 2019), and the congener *Megacyllene acuta* (Germar) (Coleoptera: Cerambycidae: Cerambycinae, Clytini) was attracted to racemic 3-hydroxyhexan-2-one + racemic 2-methylbutan-1-ol and antagonised by *syn*-2,3-hexanediol (Silva *et al.* 2018). In addition, *Cotyclytus curvatus* (Germar) (Coleoptera: Cerambycidae: Cerambycinae, Clytini) was attracted to racemic 3-hydroxyhexan-2-one and antagonised by racemic 2-methylbutan-1-ol and *syn*-2,3-hexanediol (Silva *et al.* 2018). Antagonism in other tribes of Cerambycinae has also been reported in Brazil. *Chrysoprasia linearis* (Bates) (Coleoptera: Cerambycidae) (tribe Heteropsini) was attracted to racemic 3-hydroxyhexan-2-one and antagonised by racemic 2-methylbutan-1-ol (Silva *et al.* 2018), and *Ambonus electus* (Gahan) (Coleoptera: Cerambycidae) (tribe Elaphidiini) was attracted to racemic 3-hydroxyhexan-2-one: 1-(1H-pyrrol-2-yl)-1,2-propanedione and antagonised by 3-methylthioprop-1-ol (Silva *et al.* 2017). Some species can even recognise differences in the configuration of the compounds (*i.e.*, (*R*)- versus (*S*)-fuscumol acetate in Silva *et al.* (2019)). This study reports that Peruvian fauna (*M. andesiana* and *O. bituberculata*) are antagonised by fuscumol and fuscumol acetate. Our results suggest that *M. andesiana* and *O. bituberculata* likely recognise specific compounds to avoid cross attraction and prevent competition for food resources and space.

In parallel with identification of pheromones and attractants for Cerambycidae fauna globally, several studies have assessed operational parameters of traps (*i.e.*, design, placement) to increase trapping efficiency (Allison and Redak 2017; Allison *et al.* 2019; Staton *et al.* 2023). Significant differences in trapping efficiency between trap designs have been reported for *Monochamus scutellatus* (Say) (Coleoptera: Cerambycidae) and *Monochamus notatus* (Drury) (Coleoptera: Cerambycidae) (Lamiinae, Monochamini), and differences in plume structure downwind of these designs may be involved (Bouwer *et al.* 2020). In the current study, it was expected that the four-panel trap would capture more longhorned beetles than the three-panel trap would because the four-panel trap has greater interception surface area than the three-panel trap does (panel surface area of 1.069 and 0.386 m², respectively). Hypothetically, more surface area could increase the proportion of attracted longhorned beetles that are captured. Similar studies suggest that the presence of a dark silhouette is an important cue to host finding for *M. scutellatus* but not for *Monochamus mutator* LeConte (Haldeman) (Coleoptera: Cerambycidae) (De Groot and Nott 2001). Our results indicate that the four- and three-panel traps did not differ in their performance for Lamiinae (*O. bituberculata*, *D. eques*, and *A. longitarsis*) and Cerambycinae (*M. andesiana*) in a rainforest preserve in Peru.

One potential limitation of this study could be the absence of host plant volatiles: several studies have demonstrated that volatiles such as ethanol and alpha-pinene (Brockerhoff *et al.* 2006; Allison *et al.* 2012; Hanks *et al.* 2012) can synergise the capture of longhorned beetles by pheromone-baited traps. Furthermore, the present study was limited to a single longhorned beetle flight activity period, the field site had few downed trees and logs, and the flora was dominated by *Cedrelinga catenaeformis* (Ducke) (Fabaceae) and *Tapirira guianensis* (Aublet) (Anacardiaceae). Despite these limitations, this study demonstrated that the capture of adult *M. andesiana* (Cerambycinae, Clytini) is antagonised by fuscumol and fuscumol acetate alone or in combination and that the capture of adult *O. bituberculata* (Lamiinae, Acanthoderini) is antagonised by

fuscumol acetate. We suggest that future studies attempt to identify host plant volatiles that would improve the capture of these Cerambycidae beetles.

Acknowledgements. The authors thank the Canadian Forest Service, Universidad Nacional Agraria de la Selva (Peru), and Synergy Semiochemicals Corp. for supporting this research.

Competing interests. The authors declare they have no competing interests.

References

- Aguirre-Gil, O.J., Paredes-Espinosa, R., Aguilar, B.R., Mezones, A.I., Guerrero, V.T.E., Monné, M.L., *et al.* 2021. Screening known Cerambycidae pheromones for activity with the Peruvian fauna. *Agricultural and Forest Entomology*, **23**: 506–511. <https://doi.org/10.1111/afe.12454>.
- Allison, J.D., Graham, E., Poland, T., and Strom, B. 2016. Dilution of fluon before trap surface treatment has no effect on longhorned beetle (Coleoptera: Cerambycidae) captures. *Journal of Economic Entomology*, **109**: 1215–1219. <https://doi.org/10.1093/jee/tow081>.
- Allison, J.D., Johnson, C., Meeker, J., Strom, B., and Butler, S.M. 2011. Effect of aerosol surface lubricants on the abundance and richness of selected forest insects captured in multiple-funnel and panel traps. *Journal of Economic Entomology*, **104**: 1258–1264. <https://doi.org/10.1603/EC11044>.
- Allison, J.D., Marcotte, M., Noseworthy, M., and Ramsfield, T. 2021. Forest biosecurity in Canada: an integrated multi-agency approach. *Frontiers in Forests and Global Change*, **4**: 700825. <https://doi.org/10.3389/ffgc.2021.700825>.
- Allison, J.D., McKenney, J.L., Millar, J.G., McElfresh, J.S., Mitchell, R.F., and Hanks, L.M. 2012. Response of the woodborers *Monochamus carolinensis* and *Monochamus titillator* (Coleoptera: Cerambycidae) to known cerambycid pheromones in the presence and absence of the host plant volatile α -pinene. *Environmental Entomology*, **41**: 1587–1596. <https://doi.org/10.1603/EN12185>.
- Allison, J.D. and Redak, R.A. 2017. The impact of trap type and design features on survey and detection of bark and woodboring beetles and their associates: a review and meta-analysis. *Annual Review of Entomology*, **62**: 127–146. <https://doi.org/10.1146/annurev-ento-010715-023516>.
- Allison, J.D., Strom, B., Sweeney, J., and Mayo, P. 2019. Trap deployment along linear transects perpendicular to forest edges: impact on capture of longhorned beetles (Coleoptera: Cerambycidae). *Journal of Pest Science*, **92**: 299–308. <https://doi.org/10.1007/s10340-018-1008-7>.
- Basham, J.T. and Belyea, R.M. 1960. Death and deterioration of balsam fir weakened by spruce budworm defoliation in Ontario. Part III. The deterioration of dead trees. *Forest Science*, **6**: 78–96. <https://doi.org/10.1093/forestscience/6.1.78>.
- Bouwer, M.C., MacQuarrie, C.J.K., Aguirre-Gil, O.J., Slippers, B., and Allison, J.D. 2020. Impact of intercept trap type on plume structure: a potential mechanism for differential performance of intercept trap designs for *Monochamus* species. *Journal of Pest Science*, **93**: 993–1005. <https://doi.org/10.1007/s10340-020-01204-y>.
- Brockerhoff, E.G., Corley, J.C., Jactel, H., Miller, D.R., Rabaglia, R.J., and Sweeney, J. 2023. Monitoring and surveillance of forest insects. *In* *Forest Entomology and Pathology*. Volume 1: Entomology. Edited by J.D. Allison, T.D. Paine, B. Slippers, and M.J. Wingfield. Springer, Cham, Switzerland. Pp. 669–705.
- Brockerhoff, E.G., Jones, D.C., Kimberley, M.O., Suckling, D.M., and Donaldson, T. 2006. Nationwide survey for invasive wood-boring and bark beetles (Coleoptera) using traps baited

- with pheromones and kairomones. *Forest Ecology and Management*, **228**: 234–240. <https://doi.org/10.1016/j.foreco.2006.02.046>.
- Brockerhoff, E.G., Suckling, D.M., Roques, A., Jactel, H., Branco, M., Twidle, A.M., *et al.* 2013. Improving the efficiency of lepidopteran pest detection and surveillance: constraints and opportunities for multiple-species trapping. *Journal of Chemical Ecology*, **39**: 50–58. <https://doi.org/10.1007/s10886-012-0223-6>.
- Cocquempot, C. and Lindelöw, Å. 2010. Longhorn beetles (Coleoptera, Cerambycidae). Chapter 8.1. *In Alien Terrestrial Arthropods of Europe. Edited by A. Roques, M. Kenis, D. Lees, C. Lopez-Vaamonde, W. Rabitsch, J. Rasplus, and D. Roy.* Pensoft Publishers, Sofia, Bulgaria. Pp. 193–218.
- De Groot, P. and Nott, R. 2001. Evaluation of traps of six different designs to capture pine sawyer beetles (Coleoptera: Cerambycidae). *Agricultural and Forest Entomology*, **3**: 107–111. <https://doi.org/10.1046/j.1461-9563.2001.00087.x>.
- Dodds, K.J., Sweeney, J., and Allison, J.D. 2023. Woodborers in forest stands. *In Forest Entomology and Pathology. Edited by J.D. Allison, T.D. Paine, B. Slippers, and M.J. Wingfield.* Springer, Cham, Switzerland. Pp. 361–415.
- Gerlach, J., Samways, M., and Pryke, J. 2013. Terrestrial invertebrates as bioindicators: an overview of available taxonomic groups. *Journal of Insect Conservation*, **17**: 831–850. <https://doi.org/10.1007/s10841-013-9565-9>.
- Grebennikov, V.V., Gill, B.D., and Vigneault, R. 2010. *Trichoferus campestris* (Faldermann) (Coleoptera: Cerambycidae), an Asian wood-boring beetle recorded in North America. *The Coleopterists Bulletin*, **64**: 13–20. <https://doi.org/10.1649/0010-065X-64.1.13>.
- Haack, R.A., Hérard, F., Sun, J., and Turgeon, J.J. 2010. Managing invasive populations of Asian longhorned beetle and citrus longhorned beetle: a worldwide perspective. *Annual Review of Entomology*, **55**: 521–546. <https://doi.org/10.1146/annurev-ento-112408-085427>.
- Hanks, L.M. and Millar, J.G. 2016. Sex and aggregation-sex pheromones of cerambycid beetles: basic science and practical applications. *Journal of Chemical Ecology*, **42**: 631–654. <https://doi.org/10.1007/s10886-016-0733-8>.
- Hanks, L.M., Millar, J.G., Mongold-Diers, J.A., Wong, J.C.H., Meier, L.R., Reigel, P.F., and Mitchell, R.F. 2012. Using blends of cerambycid beetle pheromones and host plant volatiles to simultaneously attract a diversity of cerambycid species. *Canadian Journal of Forest Research*, **42**: 1050–1059. <https://doi.org/10.1139/x2012-062>.
- Martikainen, P., Siitonen, J., Kaila, L., Punttila, P., and Rauh, J. 1999. Bark beetles (Coleoptera, Scolytidae) and associated beetle species in mature managed and old-growth boreal forests in southern Finland. *Forest Ecology and Management*, **116**: 233–245. [https://doi.org/10.1016/S0378-1127\(98\)00462-9](https://doi.org/10.1016/S0378-1127(98)00462-9).
- Millar, J.G. and Hanks, L.M. 2017. Chemical ecology of cerambycids. *In Cerambycidae of the World: Biology and Pest Management. Edited by Q. Wang.* CRC Press, Boca Raton, Florida, United States of America. Pp. 161–196.
- Monné, M.L., Monné, M.A., and Wang, Q. 2017. General morphology, classification, and biology of Cerambycidae. *In Cerambycidae of the World: Biology and Pest Management. Edited by Q. Wang.* CRC Press, Boca Raton, Florida, United States of America. Pp. 2–66.
- Nahrung, H.F., Liebhold, A.M., Brockerhoff, E.G., and Rassati, D. 2023. Forest insect biosecurity: processes, patterns, predictions, pitfalls. *Annual Review of Entomology*, **68**: 211–229. <https://doi.org/10.1146/annurev-ento-120220-010854>.
- Pyšek, P., Hulme, P.E., Simberloff, D., Bacher, S., Blackburn, T.M., Carlton, J.T., *et al.* 2020. Scientists' warning on invasive alien species. *Biological Reviews*, **95**: 1511–1534. <https://doi.org/10.1111/brv.12627>.
- R Core Team. 2022. R: a language and environment for statistical computing. R Foundation for Statistical Computing, Vienna, Austria. Available from <https://www.R-project.org/> [accessed 28 February 2022].

- Santos-Silva, A., Botero, J.P., and Wappes, J.E. 2020. Neotropical Acanthoderini (Coleoptera, Cerambycidae, Lamiinae): synonymies and new status in some genera, new species, transferences and new distributional records. *Papéis Avulsos de Zoologia*, **60**: e20206006. <https://doi.org/10.11606/1807-0205/2020.60.06>.
- Schoeller, E.N., Husseneder, C., and Allison, J.D. 2012. Molecular evidence of facultative intraguild predation by *Monochamus titillator* larvae (Coleoptera: Cerambycidae) on members of the southern pine beetle guild. *Naturwissenschaften*, **99**: 913–924. <https://doi.org/10.1007/s00114-012-0973-6>.
- Seebens, H., Bacher, S., Blackburn, T.M., Capinha, C., Dawson, W., Dullinger, S., *et al.* 2020. Projecting the continental accumulation of alien species through to 2050. *Global Change Biology*, **27**: 970–982. <https://doi.org/10.1111/gcb.15333>.
- Seibold, S., Brandl, R., Buse, J., Hothorn, T., Schmidl, J., Thorn, S., and Müller, J. 2015. Association of extinction risk of saproxylic beetles with ecological degradation of forests in Europe: beetle extinction and forest degradation. *Conservation Biology*, **29**: 382–390. <https://doi.org/10.1111/cobi.12427>.
- Silva, W.D., Millar, J.G., Hanks, L.M., Costa, C.M., Leite, M.O.G., Tonelli, M., and Bento, J.M.S. 2018. Interspecific cross-attraction between the South American cerambycid beetles *Cotyclytus curvatus* and *Megacyllene acuta* is averted by minor pheromone components. *Journal of Chemical Ecology*, **44**: 268–275. <https://doi.org/10.1007/s10886-018-0933-5>.
- Silva, W.D., Zou, Y., Bento, J.M.S., Hanks, L.M., and Millar, J.G. 2017. Aggregation-sex pheromones and likely pheromones of 11 South American cerambycid beetles, and partitioning of pheromone channels. *Frontiers in Ecology and Evolution*, **5**: 101. <https://doi.org/10.3389/fevo.2017.00101>.
- Silva, W.D., Zou, Y., Hanks, L.M., Bento, J.M.S., and Millar, J.G. 2019. Enantiomers of fuscumol acetate comprise the aggregation-sex pheromone of the South American cerambycid beetle *Psapharochrus maculatissimus*, and likely pheromones of the cerambycids *Eupromerella plaumanni* and *Hylettus seniculus*. *Entomologia Experimentalis et Applicata*, **167**: 915–921. <https://doi.org/10.1111/eea.12846>.
- Staton, T., Girling, R.D., Redak, R.A., Smith, S.M., and Allison, J.D. 2023. Can morphological traits explain species-specific differences in meta-analyses? A case study of forest beetles. *Ecological Applications*, **33**: e2838. <https://doi.org/10.1002/eap.2838>.

Cite this article: Aguirre-Gil, O.J., Paredes-Espinosa, R., Egoávil-Jump, G., and Allison, J.D. 2024. Responses of *Megacyllene andesiana* and *Oreodera bituberculata* (Coleoptera: Cerambycidae) to *anti*-2,3-hexanediol, fuscumol, and fuscumol acetate in Peru. *The Canadian Entomologist*. <https://doi.org/10.4039/tce.2024.23>.