

CNS SPECTRUMS®

THE INTERNATIONAL JOURNAL OF NEUROPSYCHIATRIC MEDICINE

ORIGINAL RESEARCH

STEPPS: Systems Training for Emotional Predictability and Problem Solving in Women Offenders with Borderline Personality Disorder in Prison—A Pilot Study

D.W. Black, N. Blum, L. Eichinger, B. McCormick, J. Allen, and B. Sieleni

Long-Term Improvement in Efficacy and Safety After Switching to Ziprasidone in Stable Outpatients with Schizophrenia

G.M. Simpson, C.J. O’Gorman, A. Loebel, and R. Yang

REVIEW ARTICLE

The Effects of Testosterone on Cognition in Elderly Men: A Review

M.F. Warren, M.J. Serby, and D.M. Roane

CASE REPORT

Nature Against Nurture: Calcification in the Right Thalamus in a Young Man with Anorexia Nervosa and Obsessive-Compulsive Personality Disorder

R. Conrad, I. Wegener, F. Geiser, K. Imbierowicz, and R. Liedtke

TRENDS IN PSYCHOPHARMACOLOGY

Monoamine Oxidase Inhibitors:

A Modern Guide to an Unrequited Class of Antidepressants

S.M. Stahl and A. Felker

GRAND ROUNDS

Challenges in the Implementation of Manualized Psychotherapy in Combat-Related PTSD

M. Linden and J. Golier

COMMUNIQUE

Can Antidepressants Act as Potential Pro-neoplastic Agents in Patients with Neurotrophic Factor-Related Cancers?

Important Safety Information

- **Antidepressants increased the risk of suicidal thinking and behavior (suicidality) in short-term studies in children, adolescents, and young adults with major depressive disorder (MDD) and other psychiatric disorders.**
- **Patients of all ages started on therapy should be monitored appropriately and observed closely for clinical worsening, suicidality, or unusual changes in behavior.**
- **Cymbalta is not approved for use in pediatric patients.**

Cymbalta should not be used concomitantly with monoamine oxidase inhibitors (MAOIs) or in patients with uncontrolled narrow-angle glaucoma.

Clinical worsening and suicide risk: All patients being treated with an antidepressant for any indication should be monitored appropriately and observed closely for clinical worsening, suicidality, and unusual changes in behavior, especially within the first few months of treatment and when changing the dose. Consider changing the therapeutic regimen if the depression is persistently worse or there are symptoms that are severe, sudden, or were not part of the patient's presentation. If discontinuing treatment, taper the medication. **Families and caregivers of patients being treated with antidepressants for any indication should be alerted about the need to monitor patients.**

Hepatic failure, sometimes fatal, has been reported in patients treated with Cymbalta. Cymbalta should be discontinued in patients who develop jaundice or other evidence of clinically significant liver dysfunction and should not be resumed unless another cause can be established.

Cymbalta should ordinarily not be prescribed to patients with substantial alcohol use or evidence of chronic liver disease.

Cases of orthostatic hypotension and/or syncope as well as cases of hyponatremia have been reported.

Development of a potentially life-threatening serotonin syndrome may occur with SNRIs and SSRIs, including Cymbalta treatment, particularly with concomitant use of serotonergic drugs, including triptans. Concomitant use is not recommended.

SSRIs and SNRIs, including Cymbalta, may increase the risk of bleeding events. Patients should be cautioned about the risk of bleeding associated with concomitant use of Cymbalta and NSAIDs, aspirin, warfarin, or other drugs that affect coagulation.

On discontinuation, adverse events, some of which may be serious, have been reported with SSRIs and SNRIs. A gradual reduction in dose rather than abrupt cessation is recommended when possible.

Co-administration of Cymbalta with potent CYP1A2 inhibitors or thioridazine should be avoided.

Caution is advised in using Cymbalta in patients with conditions that may slow gastric emptying (eg, some diabetics).

Cymbalta should ordinarily not be administered to patients with any hepatic insufficiency or patients with end-stage renal disease (requiring dialysis) or severe renal impairment (CrCl <30 mL/min).

As observed in DPNP clinical trials, Cymbalta treatment worsens glycemic control in some patients with diabetes. In the extension phases up to 52 weeks, an increase in HbA_{1c} in both the Cymbalta (0.5%) and routine care groups (0.2%) was noted.

If symptoms of urinary hesitation develop during Cymbalta treatment, this effect may be drug-related. In postmarketing experience, urinary retention has been observed.

The most commonly reported adverse events (≥5% and at least twice placebo) for Cymbalta vs placebo in controlled clinical trials (N=4843 vs 3048) were: nausea, dry mouth, somnolence,* constipation,* decreased appetite,* and increased sweating.

* Events for which there was a significant dose-dependent relationship in fixed-dose studies, excluding three MDD studies which did not have a placebo lead-in period or dose titration.

See Brief Summary of full Prescribing Information, including Boxed Warning, on following spread.

DD52445 0708 PRINTED IN USA © 2008, ELI LILLY AND COMPANY. ALL RIGHTS RESERVED.
Cymbalta is a registered trademark of Eli Lilly and Company.

loss of interest

anxious

overwhelmed

* Cymbalta 60 mg/day vs placebo (P<.05) by MMRM for MDD on mean change in HAM-D₁₇ Total Score,¹ Maier Subscale,¹ Psychic Anxiety,¹ and Visual Analog Pain Scales.²
Full antidepressant response may take 4-6 weeks.
MMRM=Mixed-effects Models Repeated Measures analysis

References: 1. Data on file, Lilly Research Laboratories; CYM20070220C. 2. Fava M, et al. *J Clin Psychiatry*. 2004;65(4):521-530.

www.insidecymbalta.com

sad

fatigue

impaired concentration

Treat the symptoms of depression your patients talk about, and those they don't.*



Cymbalta[®] DELAYED
RELEASE
duloxetine HCl CAPSULES

Lilly

CYMBALTA®

(duloxetine hydrochloride) Delayed-release Capsules

Brief Summary: Consult the package insert for complete prescribing information.

WARNING: SUICIDALITY AND ANTIDEPRESSANT DRUGS

Antidepressants increased the risk compared to placebo of suicidal thinking and behavior (suicidality) in children, adolescents, and young adults in short-term studies of major depressive disorder (MDD) and other psychiatric disorders. Anyone considering the use of Cymbalta or any other antidepressant in a child, adolescent, or young adult must balance this risk with the clinical need. Short-term studies did not show an increase in the risk of suicidality with antidepressants compared to placebo in adults beyond age 24; there was a reduction in risk with antidepressants compared to placebo in adults aged 65 and older. Depression and certain other psychiatric disorders are themselves associated with increases in the risk of suicide. Patients of all ages who are started on antidepressant therapy should be monitored appropriately and observed closely for clinical worsening, suicidality, or unusual changes in behavior. Families and caregivers should be advised of the need for close observation and communication with the prescriber. Cymbalta is not approved for use in pediatric patients. [See Warnings and Precautions and Use in Specific Populations.]

INDICATIONS AND USAGE: Major Depressive Disorder—Cymbalta is indicated for the acute and maintenance treatment of major depressive disorder (MDD).

Generalized Anxiety Disorder—Cymbalta is indicated for the acute treatment of generalized anxiety disorder (GAD).

Diabetic Peripheral Neuropathic Pain—Cymbalta is indicated for the management of neuropathic pain (DPNP) associated with diabetic peripheral neuropathy.

Fibromyalgia—Cymbalta is indicated for the management of fibromyalgia (FM).

CONTRAINDICATIONS: Monoamine Oxidase Inhibitors—Concomitant use in patients taking monoamine oxidase inhibitors (MAOIs) is contraindicated due to the risk of serious, sometimes fatal, drug interactions with serotonergic drugs. These interactions may include hyperthermia, rigidity, myoclonus, autonomic instability with possible rapid fluctuations of vital signs, and mental status changes that include extreme agitation progressing to delirium and coma. These reactions have also been reported in patients who have recently discontinued serotonin reuptake inhibitors and are then started on an MAOI. Some cases presented with features resembling neuroleptic malignant syndrome [see Warnings and Precautions].

Uncontrolled Narrow-Angle Glaucoma—In clinical trials, Cymbalta use was associated with an increased risk of mydriasis; therefore, its use should be avoided in patients with uncontrolled narrow-angle glaucoma [see Warnings and Precautions].

WARNINGS AND PRECAUTIONS: Clinical Worsening and Suicide Risk—Patients with major depressive disorder (MDD), both adult and pediatric, may experience worsening of their depression and/or the emergence of suicidal ideation and behavior (suicidality) or unusual changes in behavior, whether or not they are taking antidepressant medications, and this risk may persist until significant remission occurs. Suicide is a known risk of depression and certain other psychiatric disorders, and these disorders themselves are the strongest predictors of suicide. There has been a long-standing concern, however, that antidepressants may have a role in inducing worsening of depression and the emergence of suicidality in certain patients during the early phases of treatment.

Pooled analyses of short-term placebo-controlled trials of antidepressant drugs (SSRIs and others) showed that these drugs increase the risk of suicidal thinking and behavior (suicidality) in children, adolescents, and young adults (ages 18-24) with major depressive disorder (MDD) and other psychiatric disorders. Short-term studies did not show an increase in the risk of suicidality with antidepressants compared to placebo in adults beyond age 24; there was a reduction with antidepressants compared to placebo in adults aged 65 and older.

The pooled analyses of placebo-controlled trials in children and adolescents with MDD, obsessive compulsive disorder (OCD), or other psychiatric disorders included a total of 24 short-term trials of 9 antidepressant drugs in over 4400 patients. The pooled analyses of placebo-controlled trials in adults with MDD or other psychiatric disorders included a total of 295 short-term trials (median duration of 2 months) of 11 antidepressant drugs in over 77,000 patients. There was considerable variation in risk of suicidality among drugs, but a tendency toward an increase in the younger patients for almost all drugs studied. There were differences in absolute risk of suicidality across the different indications, with the highest incidence in MDD. The risk of differences (drug vs placebo), however, were relatively stable within age strata and across indications. These risk differences (drug-placebo difference in the number of cases of suicidality per 1000 patients treated) are provided in Table 1.

Table 1

Age Range	Drug-Placebo Difference in Number of Cases of Suicidality per 1000 Patients Treated
	Increases Compared to Placebo
<18	14 additional cases
18-24	5 additional cases
	Decreases Compared to Placebo
25-64	1 fewer case
≥65	6 fewer cases

No suicides occurred in any of the pediatric trials. There were suicides in the adult trials, but the number was not sufficient to reach any conclusion about drug effect on suicide.

It is unknown whether the suicidality risk extends to longer-term use, i.e., beyond several months. However, there is substantial evidence from placebo-controlled maintenance trials in adults with depression that the use of antidepressants can delay the recurrence of depression.

All patients being treated with antidepressants for any indication should be monitored appropriately and observed closely for clinical worsening, suicidality, and unusual changes in behavior, especially during the initial few months of a course of drug therapy, or at times of dose changes, either increases or decreases.

The following symptoms, anxiety, agitation, panic attacks, insomnia, irritability, hostility, aggressiveness, impulsivity, akathisia (psychomotor restlessness), hypomania, and mania, have been reported in adult and pediatric patients being treated with antidepressants for major depressive disorder as well as for other indications, both psychiatric and nonpsychiatric. Although a causal link between the emergence of such symptoms and either the worsening of depression and/or the emergence of suicidal impulses has not been established, there is concern that such symptoms may represent precursors to emerging suicidality.

Consideration should be given to changing the therapeutic regimen, including possibly discontinuing the medication, in patients whose depression is persistently worse, or who are experiencing emergent suicidality or symptoms that might be precursors to worsening depression or suicidality, especially if these symptoms are severe, abrupt in onset, or were not part of the patient's presenting symptoms.

If the decision has been made to discontinue treatment, medication should be tapered, as rapidly as is feasible, but with recognition that discontinuation can be associated with certain symptoms [see Warnings and Precautions, Discontinuation of Treatment with Cymbalta].

Families and caregivers of patients being treated with antidepressants for major depressive disorder or other indications, both psychiatric and nonpsychiatric, should be alerted about the need to monitor patients for the emergence of agitation, irritability, unusual changes in behavior, and the other symptoms described above, as well as the emergence of suicidality, and to report such symptoms immediately to health care providers. Such monitoring should include daily observation by families and caregivers. Prescriptions for Cymbalta should be written for the smallest quantity of capsules consistent with good patient management, in order to reduce the risk of overdose.

Screening Patients for Bipolar Disorder—A major depressive episode may be the initial presentation of bipolar disorder. It is generally believed (though not established in controlled trials) that treating such an episode with an antidepressant alone may increase the likelihood of precipitation of a mixed/manic episode in patients at risk for bipolar disorder. Whether any of the symptoms described above represent such a conversion is unknown. However, prior to initiating treatment with an antidepressant, patients with depressive symptoms should be adequately screened to determine if they are at risk for bipolar disorder; such screening should include a detailed psychiatric history, including a family history of suicide, bipolar disorder, and depression. It should be noted that Cymbalta (duloxetine) is not approved for use in treating bipolar depression.

Hepatotoxicity—There have been reports of hepatic failure, sometimes fatal, in patients treated with Cymbalta. These cases have presented as hepatitis with abdominal pain, hepatomegaly, and elevation of transaminase levels to more than twenty times the upper limit of normal with or without jaundice, reflecting a mixed or hepatocellular pattern of liver injury. Cymbalta should be discontinued in patients who develop jaundice or other evidence of clinically significant liver dysfunction and should not be resumed unless another cause can be established.

Cases of cholestatic jaundice with minimal elevation of transaminase levels have also been reported. Other postmarketing reports indicate that elevated transaminases, bilirubin, and alkaline phosphatase have occurred in patients with chronic liver disease or cirrhosis.

Cymbalta increased the risk of elevation of serum transaminase levels in development program clinical trials. Liver transaminase elevations resulted in the discontinuation of 0.3% (82/27,229) of Cymbalta-treated patients. In these patients, the median time to detection of the transaminase elevation was about two months. In placebo-controlled trials in any indication, elevation of ALT >3 times the upper limit of normal occurred in 1.1% (85/7,632) of Cymbalta-treated patients compared to 0.2% (13/5,578) of placebo-treated patients. In placebo-controlled studies using a fixed dose design, there was evidence of a dose response relationship for ALT and AST elevation of >3 times the upper limit of normal and >5 times the upper limit of normal, respectively.

Because it is possible that duloxetine and alcohol may interact to cause liver injury or that duloxetine may aggravate pre-existing liver disease, Cymbalta should ordinarily not be prescribed to patients with substantial alcohol use or evidence of chronic liver disease.

Orthostatic Hypotension and Syncope—Orthostatic hypotension and syncope have been reported with therapeutic doses of duloxetine. Syncope and orthostatic hypotension tend to occur within the first week of therapy but can occur at any time during duloxetine treatment, particularly after dose increases. The risk of blood pressure decreases may be greater in patients taking concomitant medications that induce orthostatic hypotension (such as antihypertensives) or are potent CYP1A2 inhibitors [see Warnings and Precautions and Drug Interactions] and in patients taking duloxetine at doses above 60 mg daily. Consideration should be given to discontinuing duloxetine in patients who experience symptomatic orthostatic hypotension and/or syncope during duloxetine therapy.

Serotonin Syndrome—The development of a potentially life-threatening serotonin syndrome may occur with SNRIs and SSRIs, including Cymbalta treatment, particularly with concomitant use of serotonergic drugs (including triptans) and with drugs which impair metabolism of serotonin (including MAOIs). Serotonin syndrome symptoms may include mental status changes (e.g., agitation, hallucinations, coma), autonomic instability (e.g., tachycardia, labile blood pressure, hyperthermia), neuromuscular aberrations (e.g., hyperreflexia, incoordination) and/or gastrointestinal symptoms (e.g., nausea, vomiting, diarrhea).

The concomitant use of Cymbalta with MAOIs intended to treat depression is contraindicated [see Contraindications].

If concomitant treatment of Cymbalta with a 5-hydroxytryptamine receptor agonist (triptan) is clinically warranted, careful observation of the patient is advised, particularly during treatment initiation and dose increases [see Drug Interactions].

The concomitant use of Cymbalta with serotonin precursors (such as tryptophan) is not recommended [see Drug Interactions].

Abnormal Bleeding—SSRIs and SNRIs, including duloxetine, may increase the risk of bleeding events. Concomitant use of aspirin, non-steroidal anti-inflammatory drugs, warfarin, and other anti-coagulants may add to this risk. Case reports and epidemiological studies (case-control and cohort design) have demonstrated an association between use of drugs that interfere with

serotonin reuptake and the occurrence of gastrointestinal bleeding. Bleeding events related to SSRIs and SNRIs use have ranged from ecchymoses, hematomas, epistaxis, and petechiae to life-threatening hemorrhages.

Patients should be cautioned about the risk of bleeding associated with the concomitant use of duloxetine and NSAIDs, aspirin, or other drugs that affect coagulation.

Discontinuation of Treatment with Cymbalta—Discontinuation symptoms have been systematically evaluated in patients taking duloxetine. Following abrupt or tapered discontinuation in placebo-controlled clinical trials, the following symptoms occurred at a rate greater than or equal to 1% and at a significantly higher rate in duloxetine-treated patients compared to those discontinuing from placebo: dizziness, nausea, headache, fatigue, paresthesia, vomiting, irritability, nightmares, insomnia, diarrhea, anxiety, hyperhidrosis and vertigo.

During marketing of other SSRIs and SNRIs (serotonin and norepinephrine reuptake inhibitors), there have been spontaneous reports of adverse events occurring upon discontinuation of these drugs, particularly when abrupt, including the following: dysphoric mood, irritability, agitation, dizziness, sensory disturbances (e.g., paresthesias such as electric shock sensations), anxiety, confusion, headache, lethargy, emotional lability, insomnia, hypomania, tinnitus, and seizures. Although these events are generally self-limiting, some have been reported to be severe.

Patients should be monitored for these symptoms when discontinuing treatment with Cymbalta. A gradual reduction in the dose rather than abrupt cessation is recommended whenever possible. If intolerable symptoms occur following a decrease in the dose or upon discontinuation of treatment, then resuming the previously prescribed dose may be considered. Subsequently, the physician may continue decreasing the dose but at a more gradual rate.

Activation of Mania/Hypomania—In placebo-controlled trials in patients with major depressive disorder, activation of mania or hypomania was reported in 0.1% (2/2489) of duloxetine-treated patients and 0.1% (1/1625) of placebo-treated patients. No activation of mania or hypomania was reported in DPNP, GAD, or fibromyalgia placebo-controlled trials. Activation of mania or hypomania has been reported in a small proportion of patients with mood disorders who were treated with other marketed drugs effective in the treatment of major depressive disorder. As with these other agents, Cymbalta should be used cautiously in patients with a history of mania.

Seizures—Duloxetine has not been systematically evaluated in patients with a seizure disorder and such patients were excluded from clinical studies. In placebo-controlled clinical trials, seizures/convulsions occurred in 0.03% (3/9445) of patients treated with duloxetine and 0.01% (1/6770) of patients treated with placebo. Cymbalta should be prescribed with care in patients with a history of a seizure disorder.

Effect on Blood Pressure—In clinical trials across indications, relative to placebo, duloxetine treatment was associated with mean increases of up to 2.1 mm Hg in systolic blood pressure and up to 2.3 mm Hg in diastolic blood pressure. There was no significant difference in the frequency of sustained (3 consecutive visits) elevated blood pressure. In a clinical pharmacology study designed to evaluate the effects of duloxetine on various parameters, including blood pressure at supratherapeutic doses with an accelerated dose titration, there was evidence of increases in supine blood pressure at doses up to 200 mg twice daily. At the highest 200 mg twice daily dose, the increase in mean pulse rate was 5.0 to 6.8 beats and increases in mean blood pressure were 4.7 to 6.8 mm Hg (systolic) and 4.5 to 7 mm Hg (diastolic) up to 12 hours after dosing.

Blood pressure should be measured prior to initiating treatment and periodically measured throughout treatment [see *Adverse Reactions, Vital Sign Changes*].

Clinically Important Drug Interactions—Both CYP1A2 and CYP2D6 are responsible for duloxetine metabolism.

Potential for Other Drugs to Affect Cymbalta—CYP1A2 Inhibitors—Co-administration of Cymbalta with potent CYP1A2 inhibitors should be avoided [see *Drug Interactions*].

CYP2D6 Inhibitors—Because CYP2D6 is involved in duloxetine metabolism, concomitant use of duloxetine with potent inhibitors of CYP2D6 would be expected to, and does, result in higher concentrations (on average of 60%) of duloxetine [see *Drug Interactions*].

Potential for Cymbalta to Affect Other Drugs—Drugs Metabolized by CYP2D6—Co-administration of Cymbalta with drugs that are extensively metabolized by CYP2D6 and that have a narrow therapeutic index, including certain antidepressants (tricyclic antidepressants [TCAs], such as nortriptyline, amitriptyline, and imipramine), phenothiazines and Type 1C antiarrhythmics (e.g., propafenone, flecainide), should be approached with caution. Plasma TCA concentrations may need to be monitored and the dose of the TCA may need to be reduced if a TCA is co-administered with Cymbalta. Because of the risk of serious ventricular arrhythmias and sudden death potentially associated with elevated plasma levels of thioridazine, Cymbalta and thioridazine should not be co-administered [see *Drug Interactions*].

Other Clinically Important Drug Interactions—Alcohol—Use of Cymbalta concomitantly with heavy alcohol intake may be associated with severe liver injury. For this reason, Cymbalta should ordinarily not be prescribed for patients with substantial alcohol use [see *Warnings and Precautions and Drug Interactions*].

CNS Acting Drugs—Given the primary CNS effects of Cymbalta, it should be used with caution when it is taken in combination with or substituted for other centrally acting drugs, including those with a similar mechanism of action [see *Warnings and Precautions and Drug Interactions*].

Hyponatremia—Hyponatremia may occur as a result of treatment with SSRIs and SNRIs, including Cymbalta. In many cases, this hyponatremia appears to be the result of the syndrome of inappropriate antidiuretic hormone secretion (SIADH). Cases with serum sodium lower than 110 mmol/L have been reported and appeared to be reversible when Cymbalta was discontinued. Elderly patients may be at greater risk of developing hyponatremia with SSRIs and SNRIs. Also, patients taking diuretics or who are otherwise volume depleted may be at greater risk [see *Use in Specific Populations*]. Discontinuation of Cymbalta should be considered in patients with symptomatic hyponatremia and appropriate medical intervention should be instituted.

Use in Patients with Concomitant Illness—Clinical experience with Cymbalta in patients with concomitant systemic illnesses is limited. There is no information on the effect that alterations in gastric motility may have on the stability of Cymbalta's enteric coating. In extremely acidic conditions, Cymbalta, unprotected by the enteric coating, may undergo hydrolysis to form naphthol. Caution is advised in using Cymbalta in patients with conditions that may slow gastric emptying (e.g., some diabetics).

Cymbalta has not been systematically evaluated in patients with a recent history of myocardial infarction or unstable coronary artery disease. Patients with these diagnoses were generally excluded from clinical studies during the product's premarketing testing.

Hepatic Insufficiency—Cymbalta should ordinarily not be used in patients with hepatic insufficiency [see *Warnings and Precautions and Use in Specific Populations*].

Severe Renal Impairment—Cymbalta should ordinarily not be used in patients with end-stage renal disease or severe renal impairment (creatinine clearance <30 mL/min). Increased plasma concentration of duloxetine, and especially of its metabolites, occur in patients with end-stage renal disease (requiring dialysis) [see *Use in Specific Populations*].

Controlled Narrow-Angle Glaucoma—In clinical trials, Cymbalta was associated with an increased risk of mydriasis; therefore, it should be used cautiously in patients with controlled narrow-angle glaucoma [see *Contraindications*].

Glycemic Control in Patients with Diabetes—As observed in DPNP trials, Cymbalta treatment worsens glycemic control in some patients with diabetes. In three clinical trials of Cymbalta for the management of neuropathic pain associated with diabetic peripheral neuropathy, the mean duration of diabetes was approximately 12 years, the mean baseline fasting blood glucose was 176 mg/dL, and the mean baseline hemoglobin A_{1c} (HbA_{1c}) was 7.8%. In the 12-week acute treatment phase of these studies, Cymbalta was associated with a small increase in mean fasting blood glucose as compared to placebo. In the extension phase of these studies, which lasted up to 52 weeks, mean fasting blood glucose increased by 12 mg/dL in the Cymbalta group and decreased by 11.5 mg/dL in the routine care group. HbA_{1c} increased by 0.5% in the Cymbalta and by 0.2% in the routine care groups.

Urinary Hesitation and Retention—Cymbalta is in a class of drugs known to affect urethral resistance. If symptoms of urinary hesitation develop during treatment with Cymbalta, consideration should be given to the possibility that they might be drug-related. In post marketing experience, cases of urinary retention have been observed. In some instances of urinary retention associated with duloxetine use, hospitalization and/or catheterization has been needed.

Laboratory Tests—No specific laboratory tests are recommended.

ADVERSE REACTIONS: Clinical Trial Data Sources—The data described below reflect exposure to duloxetine in placebo-controlled trials for MDD (N=2327), GAD (N=668), DPNP (N=568) and FM (N=876). The population studied was 17 to 89 years of age; 64.8%, 64.7%, 38.7%, and 94.6% female; and 85.5%, 84.6%, 77.6%, and 88% Caucasian for MDD, GAD, DPNP, and FM, respectively. Most patients received doses of a total of 60 to 120 mg per day.

The stated frequencies of adverse reactions represent the proportion of individuals who experienced, at least once, a treatment-emergent adverse reaction of the type listed. A reaction was considered treatment-emergent if it occurred for the first time or worsened while receiving therapy following baseline evaluation. Reactions reported during the studies were not necessarily caused by the therapy, and the frequencies do not reflect investigator impression (assessment) of causality. Because clinical trials are conducted under widely varying conditions, adverse reaction rates observed in the clinical trials of a drug cannot be directly compared to rates in the clinical trials of another drug and may not reflect the rates observed in practice.

Adverse Reactions Reported as Reasons for Discontinuation of Treatment in Placebo-Controlled Trials—Major Depressive Disorder—Approximately 9% (209/2327) of the patients who received duloxetine in placebo-controlled trials for MDD discontinued treatment due to an adverse reaction, compared with 4.7% (68/1460) of the patients receiving placebo. Nausea (duloxetine 1.3%, placebo 0.5%) was the only common adverse reaction reported as a reason for discontinuation and considered to be drug-related (i.e., discontinuation occurring in at least 1% of the duloxetine-treated patients and at a rate of at least twice that of placebo).

Generalized Anxiety Disorder—Approximately 15.3% (102/668) of the patients who received duloxetine in placebo-controlled trials for GAD discontinued treatment due to an adverse reaction, compared with 4.0% (20/495) for placebo. Common adverse reactions reported as a reason for discontinuation and considered to be drug-related (as defined above) included nausea (duloxetine 3.7%, placebo 0.2%), vomiting (duloxetine 1.3%, placebo 0.0%), and dizziness (duloxetine 1.0%, placebo 0.2%).

Diabetic Peripheral Neuropathic Pain—Approximately 14.3% (81/568) of the patients who received duloxetine in placebo-controlled trials for DPNP discontinued treatment due to an adverse reaction, compared with 7.2% (16/223) for placebo. Common adverse reactions reported as a reason for discontinuation and considered to be drug-related (as defined above) were nausea (duloxetine 3.5%, placebo 0.4%), dizziness (duloxetine 1.6%, placebo 0.4%), somnolence (duloxetine 1.6%, placebo 0.0%), and fatigue (duloxetine 1.1%, placebo 0.0%).

Fibromyalgia—Approximately 19.5% (171/876) of the patients who received duloxetine in 3 to 6 month placebo-controlled trials for FM discontinued treatment due to an adverse reaction, compared with 11.8% (63/535) for placebo. Common adverse reactions reported as a reason for discontinuation and considered to be drug-related (as defined above) included nausea (duloxetine 1.9%, placebo 0.7%), somnolence (duloxetine 1.5%, placebo 0.0%), and fatigue (duloxetine 1.3%, placebo 0.2%).

Adverse Reactions Occurring at an Incidence of 5% or More and at least Twice Placebo Among Duloxetine-Treated Patients in Placebo-Controlled Trials—Pooled Trials for all Approved Indications—The most commonly observed adverse reactions in Cymbalta-treated patients (incidence of at least 5% and at least twice the incidence in placebo patients) were nausea, dry mouth, constipation, somnolence, hyperhidrosis, and decreased appetite.

In addition to the adverse reactions listed above, DPNP trials also included dizziness and asthenia.

Adverse Reactions Occurring at an Incidence of 5% or More Among Duloxetine-Treated Patients in Placebo-Controlled Trials—The incidence of treatment-emergent adverse reactions in placebo-controlled trials (N=4843 Cymbalta; N=3048 placebo) for approved indications that occurred in 5% or more of patients treated with duloxetine and with an incidence greater than placebo were: *nausea, headache, dry mouth, fatigue (includes asthenia), insomnia* (includes middle insomnia, early morning awakening, and initial insomnia), dizziness, somnolence* (includes hypersomnia and sedation), constipation*, diarrhea, decreased appetite* (includes anorexia), and hyperhidrosis.* *Events for which there was a significant dose-dependent relationship in fixed-dose studies, excluding three MDD studies which did not have a placebo lead-in period or dose titration.

Adverse Reactions Occurring at an Incidence of 2% or More Among Duloxetine-Treated Patients in Placebo-Controlled Trials—Pooled MDD and GAD Trials—Table 3 in full PI gives the incidence of treatment-emergent adverse reactions in MDD and GAD placebo-controlled trials (N=2995 Cymbalta; N=1955 placebo) for approved indications that occurred in 2% or more of

patients treated with duloxetine and with an incidence greater than placebo were: **Cardiac Disorders**—palpitations; **Eye Disorders**—vision blurred; **Gastrointestinal Disorders**—nausea, dry mouth, diarrhea, constipation*, abdominal pain (includes abdominal pain upper, abdominal pain lower, abdominal tenderness, abdominal discomfort, and gastrointestinal pain), vomiting; **General Disorders and Administration Site Conditions**—fatigue (includes asthenia); **Investigations**—weight decreased*; **Metabolism and Nutrition Disorders**—decreased appetite (includes anorexia); **Nervous System Disorders**—dizziness, somnolence (includes hypersomnia and sedation), tremor; **Psychiatric Disorders**—insomnia (includes middle insomnia, early morning awakening, and initial insomnia), agitation (includes feeling jittery, nervousness, restlessness, tension, and psychomotor agitation), anxiety, decreased libido (includes loss of libido), orgasm abnormal (includes anorgasmia), abnormal dreams (includes nightmare); **Reproductive System and Breast Disorders**—erectile dysfunction, ejaculation delayed, ejaculation disorder (includes ejaculation failure and ejaculation dysfunction); **Respiratory, Thoracic, and Mediastinal Disorders**—yawning; **Skin and Subcutaneous Tissue Disorders**—hyperhidrosis; **Vascular Disorders**—hot flush. *Events for which there was a significant dose-dependent relationship in fixed-dose studies, excluding three MDD studies which did not have a placebo lead-in period or dose titration.

Diabetic Peripheral Neuropathic Pain—Treatment-emergent adverse events that occurred in 2% or more of patients treated with Cymbalta in the premarketing acute phase of DPNP placebo-controlled trials (**N=115 Cymbalta 20 mg once daily; N=228 Cymbalta 60 mg once daily; N=225 Cymbalta 60 mg twice daily; N=223 placebo**) with an incidence greater than placebo were: **Gastrointestinal Disorders**—nausea, constipation, diarrhea, dry mouth, vomiting, dyspepsia, loose stools; **General Disorders and Administration Site Conditions**—fatigue, asthenia, pyrexia; **Infections and Infestations**—nasopharyngitis; **Metabolism and Nutrition Disorders**—decreased appetite, anorexia; **Musculoskeletal and Connective Tissue Disorders**—muscle cramp, myalgia; **Nervous System Disorders**—somnolence, headache, dizziness, tremor; **Psychiatric Disorders**—insomnia; **Renal and Urinary Disorders**—polyuria; **Reproductive System and Breast Disorders**—erectile dysfunction; **Respiratory, Thoracic and Mediastinal Disorders**—cough, pharyngolaryngeal pain; **Skin and Subcutaneous Tissue Disorders**—hyperhidrosis.

Fibromyalgia—Treatment-emergent adverse events that occurred in 2% or more of patients treated with Cymbalta in the premarketing acute phase of FM placebo-controlled trials (**N=876 Cymbalta; N=535 placebo**) and with an incidence greater than placebo were: **Cardiac Disorders**—palpitations; **Eye Disorders**—vision blurred; **Gastrointestinal Disorders**—nausea, dry mouth, constipation, diarrhea, dyspepsia; **General Disorders and Administration Site Conditions**—fatigue (includes asthenia); **Immune System Disorders**—seasonal allergy; **Infections and Infestations**—upper respiratory tract infection, urinary tract infection, influenza, gastroenteritis viral; **Investigations**—weight increased; **Metabolism and Nutrition Disorders**—decreased appetite (includes anorexia); **Musculoskeletal and Connective Tissue Disorders**—musculoskeletal pain, muscle spasm; **Nervous System Disorders**—headache, dizziness, somnolence (includes hypersomnia and sedation), tremor, paraesthesia, migraine, dysgeusia; **Psychiatric Disorders**—insomnia (includes middle insomnia, early morning awakening, and initial insomnia), agitation (includes feeling jittery, nervousness, restlessness, tension, and psychomotor agitation), sleep disorder, abnormal dreams (includes nightmare), orgasm abnormal (includes anorgasmia), libido decreased (includes loss of libido); **Reproductive System and Breast Disorders**—ejaculation disorder (includes ejaculation failure and ejaculation dysfunction), penis disorder; **Respiratory, Thoracic, and Mediastinal Disorders**—cough, pharyngolaryngeal pain; **Skin and Subcutaneous Tissue Disorders**—hyperhidrosis, rash, pruritus; **Vascular Disorders**—hot flush.

Effects on Male and Female Sexual Function—Changes in sexual desire, sexual performance and sexual satisfaction often occur as manifestations of psychiatric disorders or diabetes, but they may also be a consequence of pharmacologic treatment. Because adverse sexual reactions are presumed to be voluntarily underreported, the Arizona Sexual Experience Scale (ASEX), a validated measure designed to identify sexual side effects, was used prospectively in 4 MDD placebo-controlled trials. In these trials, patients treated with Cymbalta experienced significantly more sexual dysfunction, as measured by the total score on the ASEX, than did patients treated with placebo. Gender analysis showed that this difference occurred only in males. Males treated with Cymbalta experienced more difficulty with ability to reach orgasm (ASEX Item 4) than males treated with placebo. Females did not experience more sexual dysfunction on Cymbalta than on placebo as measured by ASEX total score. Physicians should routinely inquire about possible sexual side effects. See Table 6 in full PI for specific ASEX results.

Vital Sign Changes—In clinical trials across indications, relative to placebo, duloxetine treatment was associated with mean increases of up to 2.1 mm Hg in systolic blood pressure and up to 2.3 mm Hg in diastolic blood pressure. There was no significant difference in the frequency of sustained (3 consecutive visits) elevated blood pressure [see **Warnings and Precautions**]. Duloxetine treatment, for up to 26-weeks in placebo-controlled trials typically caused a small increase in heart rate compared to placebo of up to 3-4 beats per minute.

Weight Changes—In placebo-controlled clinical trials, MDD and GAD patients treated with Cymbalta for up to 10 weeks experienced a mean weight loss of approximately 0.5 kg, compared with a mean weight gain of approximately 0.2 kg in placebo-treated patients. In DPN placebo-controlled clinical trials, patients treated with Cymbalta for up to 13-weeks experienced a mean weight loss of approximately 1.1 kg, compared with a mean weight gain of approximately 0.2 kg in placebo-treated patients. In fibromyalgia studies, patients treated with Cymbalta for up to 26 weeks experienced a mean weight loss of approximately 0.4 kg compared with a mean weight gain of approximately 0.3 kg in placebo-treated patients. In one long-term fibromyalgia 60-week uncontrolled study, duloxetine patients had a mean weight increase of 0.7 kg.

Laboratory Changes—Cymbalta treatment in placebo-controlled clinical trials, was associated with small mean increases from baseline to endpoint in ALT, AST, CPK, and alkaline phosphatase; infrequent, modest, transient, abnormal values were observed for these analytes in Cymbalta-treated patients when compared with placebo-treated patients [see **Warnings and Precautions**].

Electrocardiogram Changes—Electrocardiograms were obtained from duloxetine-treated patients and placebo-treated patients in clinical trials lasting up to 13-weeks. No clinically significant differences were observed for QTc, QT, PR, and QRS intervals between duloxetine-treated and placebo-treated patients. There were no differences in clinically meaningful QTcF elevations between duloxetine and placebo. In a positive-controlled study in healthy volunteers using duloxetine up to 200 mg twice daily, no prolongation of the corrected QT interval was observed.

Other Adverse Reactions Observed During the Premarketing and Postmarketing Clinical Trial Evaluation of Duloxetine—Following is a list of treatment-emergent adverse reactions reported by patients treated with duloxetine in clinical trials. In clinical trials of all indications, 27,229 patients were treated with duloxetine. Of these, 29% (7,886) took duloxetine for at least 6 months, and 13.3% (3,614) for at least one year. The following listing is not intended to include reactions (1) already listed in previous tables or elsewhere in labeling, (2) for which a drug cause was remote, (3) which were so general as to be uninformative, (4) which were not considered to have significant clinical implications, or (5) which occurred at a rate equal to or less than placebo.

Reactions are categorized by body system according to the following definitions: frequent adverse reactions are those occurring in at least 1/100 patients; infrequent adverse reactions are those occurring in 1/100 to 1/1000 patients; rare reactions are those occurring in fewer than 1/1000 patients. **Cardiac Disorders**—*Frequent*: palpitations; *Infrequent*: myocardial infarction and tachycardia; **Ear and Labyrinth Disorders**—*Frequent*: vertigo; *Infrequent*: ear pain and tinnitus; **Endocrine Disorders**—*Infrequent*: hypothyroidism; **Eye Disorders**—*Frequent*: vision blurred; *Infrequent*: diplopia and visual disturbance; **Gastrointestinal Disorders**—*Frequent*: flatulence; *Infrequent*: eructation, gastritis, halitosis, and stomatitis; *Rare*: gastric ulcer, hematochezia, and melena; **General Disorders and Administration Site Conditions**—*Frequent*: chills/rigors; *Infrequent*: feeling abnormal, feeling hot and/or cold, malaise, and thirst; *Rare*: gait disturbance; **Infections and Infestations**—*Infrequent*: gastroenteritis and laryngitis; **Investigations**—*Frequent*: weight increased; *Infrequent*: blood cholesterol increased; **Metabolism and Nutrition Disorders**—*Infrequent*: dehydration and hyperlipidemia; *Rare*: dyslipidemia; **Musculoskeletal and Connective Tissue Disorders**—*Frequent*: musculoskeletal pain; *Infrequent*: muscle tightness and muscle twitching; **Nervous System Disorders**—*Frequent*: dysgeusia, lethargy, and parasthesia/hypoesthesia; *Infrequent*: disturbance in attention, dyskinesia, myoclonus, and poor quality sleep; *Rare*: dysarthria; **Psychiatric Disorders**—*Frequent*: abnormal dreams and sleep disorder; *Infrequent*: apathy, bruxism, disorientation/confusional state, irritability, mood swings, and suicide attempt; *Rare*: completed suicide; **Renal and Urinary Disorders**—*Infrequent*: dysuria, micturition urgency, nocturia, polyuria, and urine odor abnormal; **Reproductive System and Breast Disorders**—*Frequent*: anorgasmia/orgasm abnormal; *Infrequent*: menopausal symptoms, and sexual dysfunction; **Respiratory, Thoracic and Mediastinal Disorders**—*Frequent*: yawning; *Infrequent*: throat tightness; **Skin and Subcutaneous Tissue Disorders**—*Infrequent*: cold sweat, dermatitis contact, erythema, increased tendency to bruise, night sweats, and photosensitivity reaction; *Rare*: ecchymosis; **Vascular Disorders**—*Frequent*: hot flush; *Infrequent*: flushing, orthostatic hypotension, and peripheral coldness.

Postmarketing Spontaneous Reports—The following adverse reactions have been identified during postapproval use of Cymbalta. Because these reactions are reported voluntarily from a population of uncertain size, it is not always possible to reliably estimate their frequency or establish a causal relationship to drug exposure.

Adverse reactions reported since market introduction that were temporally related to duloxetine therapy and not mentioned elsewhere in labeling include: anaphylactic reaction, aggression and anger (particularly early in treatment or after treatment discontinuation), angioneurotic edema, erythema multiforme, extrapyramidal disorder, glaucoma, hallucinations, hyperglycemia, hypersensitivity, hypertensive crisis, muscle spasm, rash, supraventricular arrhythmia, tinnitus (upon treatment discontinuation), trismus, and urticaria.

Serious skin reactions including Stevens-Johnson Syndrome that have required drug discontinuation and/or hospitalization have been reported with duloxetine.

DRUG INTERACTIONS: Both CYP1A2 and CYP2D6 are responsible for duloxetine metabolism.

Inhibitors of CYP1A2—When duloxetine 60 mg was co-administered with fluvoxamine 100 mg, a potent CYP1A2 inhibitor, to male subjects ($n=14$) duloxetine AUC was increased approximately 6-fold, the C_{max} was increased about 2.5-fold, and duloxetine $t_{1/2}$ was increased approximately 3-fold. Other drugs that inhibit CYP1A2 metabolism include cimetidine and quinolone antimicrobials such as ciprofloxacin and enoxacin [see **Warnings and Precautions**].

Inhibitors of CYP2D6—Concomitant use of duloxetine (40 mg once daily) with paroxetine (20 mg once daily) increased the concentration of duloxetine AUC by about 60%, and greater degrees of inhibition are expected with higher doses of paroxetine. Similar effects would be expected with other potent CYP2D6 inhibitors (e.g., fluoxetine, quinidine) [see **Warnings and Precautions**].

Dual Inhibition of CYP1A2 and CYP2D6—Concomitant administration of duloxetine 40 mg twice daily with fluvoxamine 100 mg, a potent CYP1A2 inhibitor, to CYP2D6 poor metabolizer subjects ($n=14$) resulted in a 6-fold increase in duloxetine AUC and C_{max} .

Drugs that Interfere with Hemostasis (e.g., NSAIDs, Aspirin, and Warfarin)—Serotonin release by platelets plays an important role in hemostasis. Epidemiological studies of the case-control and cohort design that have demonstrated an association between use of psychotropic drugs that interfere with serotonin reuptake and the occurrence of upper gastrointestinal bleeding have also shown that concurrent use of an NSAID or aspirin may potentiate this risk of bleeding. Altered anticoagulant effects, including increased bleeding, have been reported when SSRIs or SNRIs are coadministered with warfarin. Patients receiving warfarin therapy should be carefully monitored when duloxetine is initiated or discontinued [see **Warnings and Precautions**].

Lorazepam—Under steady-state conditions for duloxetine (60 mg Q 12 hours) and lorazepam (2 mg Q 12 hours), the pharmacokinetics of duloxetine were not affected by co-administration.

Temazepam—Under steady-state conditions for duloxetine (20 mg qhs) and temazepam (30 mg qhs), the pharmacokinetics of duloxetine were not affected by co-administration.

Drugs that Affect Gastric Acidity—Cymbalta has an enteric coating that resists dissolution until reaching a segment of the gastrointestinal tract where the pH exceeds 5.5. In extremely acidic conditions, Cymbalta, unprotected by the enteric coating, may undergo hydrolysis to form naphthol. Caution is advised in using Cymbalta in patients with conditions that may slow gastric emptying (e.g., some diabetics). Drugs that raise the gastrointestinal pH may lead to an earlier release of duloxetine. However, co-administration of Cymbalta with aluminum- and magnesium-containing antacids (51 mEq) or Cymbalta with famotidine, had no significant effect on the rate or extent of duloxetine absorption after administration of a 40-mg oral dose. It is unknown whether the concomitant administration of proton pump inhibitors affects duloxetine absorption [see **Warnings and Precautions**].

Drugs Metabolized by CYP1A2—*In vitro* drug interaction studies demonstrate that duloxetine does not induce CYP1A2 activity. Therefore, an increase in the metabolism of CYP1A2 substrates (e.g., theophylline, caffeine) resulting from induction is not anticipated, although clinical studies of induction have not been performed. Duloxetine is an inhibitor of the CYP1A2 isoform in *in vitro* studies, and in two clinical studies the average (90% confidence interval) increase in theophylline AUC was 7% (1%–15%) and 20% (13%–27%) when co-administered with duloxetine (60 mg twice daily).

Drugs Metabolized by CYP2D6—Duloxetine is a moderate inhibitor of CYP2D6. When duloxetine was administered (at a dose of 60 mg twice daily) in conjunction with a single 50-mg dose of desipramine, a CYP2D6 substrate, the AUC of desipramine increased 3-fold [see *Warnings and Precautions*].

Drugs Metabolized by CYP2C9—Duloxetine does not inhibit the *in vitro* enzyme activity of CYP2C9. Inhibition of the metabolism of CYP2C9 substrates is therefore not anticipated, although clinical studies have not been performed.

Drugs Metabolized by CYP3A—Results of *in vitro* studies demonstrate that duloxetine does not inhibit or induce CYP3A activity. Therefore, an increase or decrease in the metabolism of CYP3A substrates (e.g., oral contraceptives and other steroidal agents) resulting from induction or inhibition is not anticipated, although clinical studies have not been performed.

Drugs Metabolized by CYP2C19—Results of *in vitro* studies demonstrate that duloxetine does not inhibit CYP2C19 activity at therapeutic concentrations. Inhibition of the metabolism of CYP2C19 substrates is therefore not anticipated, although clinical studies have not been performed.

Monoamine Oxidase Inhibitors—Switching Patients to or from a Monoamine Oxidase Inhibitor—At least 14 days should elapse between discontinuation of an MAOI and initiation of therapy with Cymbalta. In addition, at least 5 days should be allowed after stopping Cymbalta before starting an MAOI [see *Contraindications and Warnings and Precautions*].

Serotonergic Drugs—Based on the mechanism of action of SNRIs and SSRIs, including Cymbalta, and the potential for serotonin syndrome, caution is advised when Cymbalta is co-administered with other drugs that may affect the serotonergic neurotransmitter systems, such as triptans, linezolid (an antibiotic which is a reversible non-selective MAOI), lithium, tramadol, or St. John's Wort. The concomitant use of Cymbalta with other SSRIs, SNRIs or tryptophan is not recommended [see *Warnings and Precautions*].

Triptans—There have been rare postmarketing reports of serotonin syndrome with use of an SSRI and a triptan. If concomitant treatment of Cymbalta with a triptan is clinically warranted, careful observation of the patient is advised, particularly during treatment initiation and dose increases [see *Warnings and Precautions*].

Alcohol—When Cymbalta and ethanol were administered several hours apart so that peak concentrations of each would coincide, Cymbalta did not increase the impairment of mental and motor skills caused by alcohol.

In the Cymbalta clinical trials database, three Cymbalta-treated patients had liver injury as manifested by ALT and total bilirubin elevations, with evidence of obstruction. Substantial intercurrent ethanol use was present in each of these cases, and this may have contributed to the abnormalities seen [see *Warnings and Precautions*].

CNS Drugs—[see *Warnings and Precautions*].

Drugs Highly Bound to Plasma Protein—Because duloxetine is highly bound to plasma protein, administration of Cymbalta to a patient taking another drug that is highly protein bound may cause increased free concentrations of the other drug, potentially resulting in adverse reactions.

USE IN SPECIFIC POPULATIONS: Pregnancy—**Teratogenic Effects. Pregnancy Category C**—In animal reproduction studies, duloxetine has been shown to have adverse effects on embryo/fetal and postnatal development.

When duloxetine was administered orally to pregnant rats and rabbits during the period of organogenesis, there was no evidence of teratogenicity at doses up to 45 mg/kg/day (7 times the maximum recommended human dose [MRHD, 60 mg/day] and 4 times the human dose of 120 mg/day on a mg/m² basis, in rat; 15 times the MRHD and 7 times the human dose of 120 mg/day on a mg/m² basis in rabbit). However, fetal weights were decreased at this dose, with a no-effect dose of 10 mg/kg/day (2 times the MRHD and ≈1 times the human dose of 120 mg/day on a mg/m² basis in rat; 3 times the MRHD and 2 times the human dose of 120 mg/day on a mg/m² basis in rabbits).

When duloxetine was administered orally to pregnant rats throughout gestation and lactation, the survival of pups to 1 day postpartum and pup body weights at birth and during the lactation period were decreased at a dose of 30 mg/kg/day (5 times the MRHD and 2 times the human dose of 120 mg/day on a mg/m² basis); the no-effect dose was 10 mg/kg/day. Furthermore, behaviors consistent with increased reactivity, such as increased startle response to noise and decreased habituation of locomotor activity, were observed in pups following maternal exposure to 30 mg/kg/day. Post-weaning growth and reproductive performance of the progeny were not affected adversely by maternal duloxetine treatment.

There are no adequate and well-controlled studies in pregnant women; therefore, duloxetine should be used during pregnancy only if the potential benefit justifies the potential risk to the fetus.

Nonteratogenic Effects—Neonates exposed to SSRIs or serotonin and norepinephrine reuptake inhibitors (SNRIs), late in the third trimester have developed complications requiring prolonged hospitalization, respiratory support, and tube feeding. Such complications can arise immediately upon delivery. Reported clinical findings have included respiratory distress, cyanosis, apnea, seizures, temperature instability, feeding difficulty, vomiting, hypoglycemia, hypotonia, hypertonia, hyperreflexia, tremor, jitteriness, irritability, and constant crying. These features are consistent with either a direct toxic effect of SSRIs and SNRIs or, possibly, a drug discontinuation syndrome. It should be noted that, in some cases, the clinical picture is consistent with serotonin syndrome [see *Warnings and Precautions*].

When treating pregnant women with Cymbalta during the third trimester, the physician should carefully consider the potential risks and benefits of treatment. The physician may consider tapering Cymbalta in the third trimester.

Labor and Delivery—The effect of duloxetine on labor and delivery in humans is unknown. Duloxetine should be used during labor and delivery only if the potential benefit justifies the potential risk to the fetus.

Nursing Mothers—Duloxetine is excreted into the milk of lactating women. The estimated daily infant dose on a mg/kg basis is approximately 0.14% of the maternal dose. Because the safety of duloxetine in infants is not known, nursing while on Cymbalta is not recommended. However, if the physician determines that the benefit of duloxetine therapy for the mother outweighs any potential risk to the infant, no dosage adjustment is required as lactation did not influence duloxetine pharmacokinetics.

Pediatric Use—Safety and effectiveness in the pediatric population have not been established [see *Boxed Warning and Warnings and Precautions*]. Anyone considering the use of Cymbalta in a child or adolescent must balance the potential risks with the clinical need.

Geriatric Use—Of the 2,418 patients in premarketing clinical studies of Cymbalta for MDD, 5.9% (143) were 65 years of age or over. Of the 1,074 patients in the DPNP premarketing studies, 33% (357) were 65 years of age or over. Of the 1,761 patients in FM premarketing studies, 7.9% (140) were 65 years of age or over. Premarketing clinical studies of GAD did not include sufficient numbers of subjects age 65 or over to determine whether they respond differently from younger subjects. In the MDD and DPNP studies, no overall differences in safety or effectiveness were observed between these subjects and younger subjects, and other reported clinical experience has not identified differences in responses between the elderly and younger patients, but greater sensitivity of some older individuals cannot be ruled out. SSRIs and SNRIs, including Cymbalta have been associated with cases of clinically significant hyponatremia in elderly patients, who may be at greater risk for this adverse event [see *Warnings and Precautions*].

Gender—The half-life of duloxetine is similar in men and women. Dosage adjustment based on gender is not necessary.

Smoking Status—Duloxetine bioavailability (AUC) appears to be reduced by about one-third in smokers. Dosage modifications are not recommended for smokers.

Race—No specific pharmacokinetic study was conducted to investigate the effects of race.

Hepatic Insufficiency—[see *Warnings and Precautions*].

Severe Renal Impairment—[see *Warnings and Precautions*].

DRUG ABUSE AND DEPENDENCE: Abuse—In animal studies, duloxetine did not demonstrate barbiturate-like (depressant) abuse potential. While Cymbalta has not been systematically studied in humans for its potential for abuse, there was no indication of drug-seeking behavior in the clinical trials. However, it is not possible to predict on the basis of premarketing experience the extent to which a CNS active drug will be misused, diverted, and/or abused once marketed. Consequently, physicians should carefully evaluate patients for a history of drug abuse and follow such patients closely, observing them for signs of misuse or abuse of Cymbalta (e.g., development of tolerance, incrementation of dose, drug-seeking behavior).

Dependence—In drug dependence studies, duloxetine did not demonstrate dependence producing potential in rats.

OVERDOSAGE: Signs and Symptoms—In postmarketing experience, fatal outcomes have been reported for acute overdoses, primarily with mixed overdoses, but also with duloxetine only, at doses as low as 1000 mg. Signs and symptoms of overdose (duloxetine alone or with mixed drugs) included somnolence, coma, serotonin syndrome, seizures, syncope, tachycardia, hypotension, hypertension, and vomiting.

Management of Overdose—There is no specific antidote to Cymbalta, but if serotonin syndrome ensues, specific treatment (such as with cyproheptadine and/or temperature control) may be considered. In case of acute overdose, treatment should consist of those general measures employed in the management of overdose with any drug.

NONCLINICAL TOXICOLOGY: Carcinogenesis, Mutagenesis, and Impairment of Fertility—Carcinogenesis—Duloxetine was administered in the diet to mice and rats for 2 years.

In female mice receiving duloxetine at 140 mg/kg/day (11 times the maximum recommended human dose [MRHD, 60 mg/day] and 6 times the human dose of 120 mg/day on a mg/m² basis), there was an increased incidence of hepatocellular adenomas and carcinomas. The no-effect dose was 50 mg/kg/day (4 times the MRHD and 2 times the human dose of 120 mg/day on a mg/m² basis). Tumor incidence was not increased in male mice receiving duloxetine at doses up to 100 mg/kg/day (8 times the MRHD and 4 times the human dose of 120 mg/day on a mg/m² basis).

In rats, dietary doses of duloxetine up to 27 mg/kg/day in females (4 times the MRHD and 2 times the human dose of 120 mg/day on a mg/m² basis) and up to 36 mg/kg/day in males (6 times the MRHD and 3 times the human dose of 120 mg/day on a mg/m² basis) did not increase the incidence of tumors.

Mutagenesis—Duloxetine was not mutagenic in the *in vitro* bacterial reverse mutation assay (Ames test) and was not clastogenic in an *in vivo* chromosomal aberration test in mouse bone marrow cells. Additionally, duloxetine was not genotoxic in an *in vitro* mammalian forward gene mutation assay in mouse lymphoma cells or in an *in vitro* unscheduled DNA synthesis (UDS) assay in primary rat hepatocytes, and did not induce sister chromatid exchange in Chinese hamster bone marrow *in vivo*.

Impairment of Fertility—Duloxetine administered orally to either male or female rats prior to and throughout mating at doses up to 45 mg/kg/day (7 times the maximum recommended human dose of 60 mg/day and 4 times the human dose of 120 mg/day on a mg/m² basis) did not alter mating or fertility.

PATIENT COUNSELING INFORMATION: See FDA-approved Medication Guide and Patient Counseling Information section of full PI.

Literature revised June, 13, 2008

PV 5908 AMP


PRINTED IN USA

Lilly

Eli Lilly and Company
Indianapolis, IN 46285, USA

www.Cymbalta.com

Copyright © 2008, Eli Lilly and Company. All rights reserved.



Coming Soon - Expert Panel CME Podcasts:

ALZHEIMER'S DISEASE SUMMIT (ADS)

Downloadable CME PsychCasts Available Free in November @
<http://cmepsychcast.mblcommunications.com> and on iTunes "Science and Medicine"

Jointly sponsored by The Mount Sinai School of Medicine and MBL Communications, Inc.

"Advances in Clinical Assessment"

Ziad Nasreddine, MD, Kathleen A. Welsh-Bohmer, PhD, and Ellen Woo, PhD

"Advances in Neuroimaging and Biomarkers"

Liana G. Apostolova, MD, Mark A. Mintun, MD, and Elaine R. Peskind, MD

"Current Alzheimer's Disease Therapy: Best Practices"

Jeffrey L. Cummings, MD, Gary W. Small, MD, and Rachelle S. Doody, MD, PhD

"The Future of Alzheimer's Disease Therapeutics"

Paul S. Aisen, MD, Norman R. Relkin, MD, PhD, and Mary Sano, PhD

Funding for these podcasts has been provided by educational grants from Forest Pharmaceuticals, Inc., Eisai Inc., Medivation, Inc., and Elan Pharmaceuticals, Inc.

CME 4

MBL
communications

PRIMARY PSYCHIATRY
The Largest Peer Reviewed Psychiatric Journal in the Nation

CNS SPECTRUMS
The International Journal of Neuropsychiatric Medicine

Psychiatry Weekly
The Leading News Service from Primary Psychiatry and Psychiatric News

ADS
ALZHEIMER'S DISEASE SUMMIT



EDITORS

EDITOR

Eric Hollander, MD
Mount Sinai School of Medicine
New York, NY

INTERNATIONAL EDITOR

Joseph Zohar, MD
Chaim Sheba Medical Center
Tel-Hashomer, Israel

ASSOCIATE INTERNATIONAL EDITORS

EUROPE

Donatella Marazziti, MD
University of Pisa
Pisa, Italy

MID-ATLANTIC

Dan J. Stein, MD, PhD
University of Cape Town
Cape Town, South Africa

ASIA

Shigeto Yamawaki, MD, PhD
Hiroshima University School
of Medicine
Hiroshima, Japan

CONTRIBUTING WRITERS

Donald W. Black, MD
Rupert Conrad, MD
Donatella Marazziti, MD
Michael J. Serby, MD
George M. Simpson, MD

FIELD EDITOR

Michael Trimble, MD, FRCP, FRPsych

COLUMNISTS

Uriel Halbriech, MD
Stefano Pallanti, MD, PhD
Thomas E. Schlaepfer, MD
Stephen M. Stahl, MD, PhD
Dan J. Stein, MD, PhD

MEDICAL REVIEWER

David L. Ginsberg, MD

CME COURSE DIRECTOR

Eric Hollander, MD

SUPPLEMENT EDITOR

Joseph Zohar, MD

PUBLICATION STAFF

CEO & PUBLISHER

Darren L. Brodeur

VP, MANAGING EDITOR

Christopher Naccari

VP, SENIOR EDITOR

Deborah Hughes

VP, HUMAN RESOURCES

Kimberly A. Brodeur

SENIOR GLOBAL ACCOUNT DIRECTOR

Richard Ehrlich

GLOBAL ACCOUNT MANAGER

Evan Frieder

SENIOR EDITORS

Peter Cook—*Psychiatry Weekly*
José Ralat—*CNS Spectrums*

SENIOR ASSOCIATE EDITOR

Dena Croog—*Primary Psychiatry*

EDITORIAL ADVISORY BOARD

NEUROLOGISTS

Mitchell F. Brin, MD
University of California, Irvine
Irvine, CA
Jeffrey L. Cummings, MD
University of California, Los Angeles
Los Angeles, CA
Jerome Engel, Jr., MD, PhD
University of California, Los Angeles
Los Angeles, CA
Mark S. George, MD
Medical University of South Carolina
Charleston, SC
Richard B. Lipton, MD
Albert Einstein College of Medicine
Bronx, NY
C. Warren Olanow, MD, FRCP
Mount Sinai School of Medicine
New York, NY
Steven George Pavlakis, MD
Maimonides Medical Center
Brooklyn, NY
Stephen D. Silberstein, MD, FACP
Thomas Jefferson University
Philadelphia, PA
Michael Trimble, MD, FRCP, FRPsych
National Hospital for Neurology
and Neurosurgery
London, United Kingdom

PSYCHIATRISTS

Dennis S. Charney, MD
Mount Sinai School of Medicine
New York, NY
Dwight L. Evans, MD
University of Pennsylvania
Philadelphia, PA
Siegfried Kasper, MD
University of Vienna
Vienna, Austria
Martin B. Keller, MD
Brown Medical School
Providence, RI
Lorrin M. Koran, MD
Stanford University School of Medicine
Stanford, CA
Yves Lecrubier, MD
Hôpital de la Salpêtrière
Paris, France
Herbert Y. Meltzer, MD
Vanderbilt University Medical Center
Nashville, TN
Stuart A. Montgomery, MD
St. Mary's Hospital Medical School
London, United Kingdom
Charles B. Nemeroff, MD, PhD
Emory University School of Medicine
Atlanta, GA
Humberto Nicolini, MD, PhD
National Mexican Institute of Psychiatry
Mexico City, Mexico
Stefano Pallanti, MD, PhD
University of Florence
Florence, Italy
Katharine Phillips, MD
Brown Medical School
Providence, RI
Harold A. Pincus, MD
Columbia University
New York, NY
Scott L. Rauch, MD
Massachusetts General Hospital
Charlestown, MA
Alan F. Schatzberg, MD
Stanford University School of Medicine
Stanford, CA
Thomas E. Schlaepfer, MD
University of Bonn
Bonn, Germany
Stephen M. Stahl, MD, PhD
University of California, San Diego
La Jolla, CA
Norman Sussman, MD
New York University Medical School
New York, NY
Michael E. Thase, MD
University of Pennsylvania School of Medicine
Philadelphia, PA
Madhukar H. Trivedi, MD
University of Texas Southwestern Medical
Center
Dallas, TX
Karen Dineen Wagner, MD, PhD
The University of Texas Medical Branch
Galveston, TX
Herman G.M. Westenberg, MD
University Hospital Utrecht
Utrecht, The Netherlands
Stuart C. Yudofsky, MD
Baylor College of Medicine
Houston, TX

ASSOCIATE EDITORS

Lonnie Stoltzfoos—*Psychiatry Weekly*
Rebecca Zerzan

ASSISTANT EDITOR

Carlos Perkins, Jr.

SENIOR ACQUISITIONS EDITOR

Lisa Arrington

ACQUISITIONS EDITOR

Virginia Jackson

EDITORIAL INTERNS

Jaime Cunningham
Michela Lanche

CME DEVELOPMENT MANAGER

Shelley Wong

CME ADMINISTRATOR

Annette Schwind

ASSISTANT—CME ADMINISTRATION

Sonny Santana

ART DIRECTOR

Derek Oscarson

GRAPHIC DESIGNER

Michael J. Vodilko

CHIEF FINANCIAL OFFICER

John Spano

STAFF ACCOUNTANT

Diana Tan

ACCOUNTING INTERN

Stephanie Spano

SALES & EVENT COORDINATOR

Kimberly Schneider

RECEPTIONIST

Kimberly Forbes

INFORMATION TECHNOLOGY

Clint Bagwell Consulting

WEB INTERN

Adam Schwartz

CORPORATION COUNSEL

Lawrence Ross, Esq.
Bressler, Amery, and Ross

MBL
communications

Publishers of

PRIMARY PSYCHIATRY
The Largest Peer-Reviewed Psychiatric Journal in the Nation

CNS SPECTRUMS
The International Journal of Neuropsychiatric Medicine

Psychiatry Weekly
The Leading Peer-Reviewed Peer-Reviewed Psychiatry and Psychopharmacology Weekly

ADS
ALZHEIMER'S DISEASE SUMMIT

EDITOR'S LETTER**847 Addressing Underserved Populations and Unmet Needs**

Eric Hollander, MD, *The Mount Sinai School of Medicine*

ORIGINAL RESEARCH**881 STEPPS: Systems Training for Emotional Predictability and Problem Solving in Women Offenders with Borderline Personality Disorder in Prison—A Pilot Study**

Donald W. Black, MD, Nancee Blum, MSW, *University of Iowa Carver College of Medicine*; Leanne Eichinger, MEd, *Iowa Department of Corrections*; Brett McCormick, MA, Jeff Allen, PhD, and Bruce Sieleni, MD, *University of Iowa Carver College of Medicine*

898 Long-Term Improvement in Efficacy and Safety After Switching to Ziprasidone in Stable Outpatients with Schizophrenia

George M. Simpson, MD, *Keck School of Medicine of University of Southern California*; Cedric J. O'Gorman, MD, Antony Loebel, MD, and Ruoyong Yang, PhD, *Pfizer Inc.*

REVIEW ARTICLE**887 The Effects of Testosterone on Cognition in Elderly Men: A Review**

Matthew F. Warren, MD, Michael J. Serby, MD, and David M. Roane, MD, *Beth Israel Medical Center*

CASE REPORT**906 Nature Against Nurture: Calcification in the Right Thalamus in a Young Man with Anorexia Nervosa and Obsessive-Compulsive Personality Disorder**

Rupert Conrad, MD, Ingo Wegener, PhD, Franziska Geiser, MD, Katrin Imbierowicz, MD, and Reinhard Liedtke, MD, *University of Bonn*

CNS Spectrums (ISSN 1092-8529) is published monthly by MBL Communications, Inc., 333 Hudson Street, 7th Floor, New York, NY 10013. Application to mail Periodicals postage rates is pending at New York, NY, and additional mailing offices. POSTMASTER: send address changes to *CNS Spectrums* c/o MMS, Inc., 185 Hansen Court, Suite 110, Wood Dale, IL 60191-1150.

One-year subscription rates: domestic \$120; foreign \$195; in-training \$85. For subscriptions: Tel: 212-328-0800; Fax: 212-328-0600; Web: www.cns-spectrums.com. Single issues: \$15 – E-mail ks@mbldcommunications.com

Opinions and views expressed by authors are their own and do not necessarily reflect the views of the publisher, MBL Communications, Inc., *CNS Spectrums*, LLC, or the editorial advisory board.

Advertisements in *CNS Spectrums* are accepted on the basis of adherence to ethical medical standards, but acceptance does not imply endorsement by *CNS Spectrums* or the publisher.

CNS Spectrums is a registered trademark of *CNS Spectrums*, LLC, New York, NY. Permission to reproduce articles in whole or part must be obtained in writing from the publisher.

 BPA member.

Copyright © 2008 by MBL Communications, Inc. All rights reserved. Printed in the United States.

Choose SEROQUEL for bipolar depression

SEROQUEL is the only mood-stabilizing atypical approved to control the depressive symptoms of bipolar disorder^{1,2}



Important Safety Information for SEROQUEL

- SEROQUEL is indicated for the treatment of depressive episodes in bipolar disorder; acute manic episodes in bipolar I disorder, as either monotherapy or adjunct therapy to lithium or divalproex; for the maintenance treatment of bipolar I disorder as adjunct therapy to lithium or divalproex; and schizophrenia. Patients should be periodically reassessed to determine the need for continued treatment and the appropriate dose
- **Elderly patients with dementia-related psychosis treated with atypical antipsychotic drugs are at an increased risk (1.6 to 1.7 times) of death, compared to placebo (4.5% vs 2.6%, respectively). SEROQUEL is not approved for the treatment of patients with dementia-related psychosis (See Boxed Warning)**
- **Antidepressants increased the risk of suicidal thinking and behavior in children, adolescents, and young adults in short-term studies of major depressive disorder and other psychiatric disorders. Patients of all ages started on therapy should be observed closely for clinical worsening, suicidality, or unusual changes in behavior. Families and caregivers should be advised of the need for close observation and communication with the prescriber. SEROQUEL is not approved for use in patients under the age of 18 years (See Boxed Warning)**

For bipolar disorder

Please see additional Important Safety Information on the adjacent pages, and Brief Summary, including Boxed Warnings, adjacent to this ad.

 **Seroquel**[®]
quetiapine fumarate
25 mg, 50 mg, 100 mg, 200 mg, 300 mg & 400 mg tablets

SEROQUEL is the only mood-stabilizing atypical approved to control the depressive symptoms of bipolar disorder^{1,2}

- SEROQUEL is approved for both the acute and maintenance treatment of bipolar depression*¹
- SEROQUEL stabilizes mood in both acute mania and bipolar depression¹
- As adjunct therapy, SEROQUEL helps maintain remission of depressive symptoms*³

*Maintenance therapy as adjunct to lithium or divalproex.

Important Safety Information for SEROQUEL, continued

- Hyperglycemia, in some cases extreme and associated with ketoacidosis, hyperosmolar coma, or death, has been reported in patients treated with atypical antipsychotics, including SEROQUEL. The relationship of atypical use and glucose abnormalities is complicated by the possibility of increased risk of diabetes in the schizophrenic population and the increasing incidence of diabetes in the general population. However, epidemiological studies suggest an increased risk of treatment-emergent, hyperglycemia-related adverse reactions in patients treated with atypical antipsychotics. Patients starting treatment with atypical antipsychotics who have or are at risk for diabetes should undergo fasting blood glucose testing at the beginning of and periodically during treatment. Patients who develop symptoms of hyperglycemia should also undergo fasting blood glucose testing
- A potentially fatal symptom complex, sometimes referred to as Neuroleptic Malignant Syndrome (NMS), has been reported in association with administration of antipsychotic drugs, including SEROQUEL. Rare cases of NMS have been reported with SEROQUEL. Clinical manifestations of NMS are hyperpyrexia, muscle rigidity, altered mental status, and evidence of autonomic instability (irregular pulse or blood pressure, tachycardia, diaphoresis, and cardiac dysrhythmia). Additional signs may include elevated creatine phosphokinase, myoglobinuria (rhabdomyolysis), and acute renal failure. The management of NMS should include immediate discontinuation of antipsychotic drugs
- Leukopenia, neutropenia, and agranulocytosis (including fatal cases), have been reported temporally related to atypical antipsychotics, including SEROQUEL. Patients with a pre-existing low white blood cell (WBC) count or a history of drug induced leukopenia/neutropenia should have their complete blood count monitored frequently during the first few months of therapy. In these patients, SEROQUEL should be discontinued at the first sign of a decline in WBC absent other causative factors. Patients with neutropenia should be carefully monitored, and SEROQUEL should be discontinued in any patient if the absolute neutrophil count is $< 1000/\text{mm}^3$
- Tardive dyskinesia (TD), a potentially irreversible syndrome of involuntary dyskinetic movements, may develop in patients treated with antipsychotic drugs. The risk of developing TD and the likelihood that it will become irreversible are believed to increase as the duration of treatment and total cumulative dose of antipsychotic drugs administered to the patient increase. TD may remit, partially or completely, if antipsychotic treatment is withdrawn. SEROQUEL should be prescribed in a manner that is most likely to minimize the occurrence of TD

Please see additional Important Safety Information on the adjacent pages, and Brief Summary, including Boxed Warnings, adjacent to this ad.



Important Safety Information for SEROQUEL, continued

- Warnings and Precautions also include the risk of orthostatic hypotension, cataracts, seizures, hyperlipidemia, and possibility of suicide attempts. Examination of the lens by methods adequate to detect cataract formation, such as slit lamp exam or other appropriately sensitive methods, is recommended at initiation of treatment or shortly thereafter, and at 6-month intervals during chronic treatment. The possibility of a suicide attempt is inherent in schizophrenia, and close supervision of high risk patients should accompany drug therapy
- The most commonly observed adverse reactions associated with the use of SEROQUEL versus placebo in clinical trials for schizophrenia and bipolar disorder were dry mouth (9%-44% vs 3%-13%), sedation (30% vs 8%), somnolence (18%-34% vs 7%-9%), dizziness (9%-18% vs 5%-7%), constipation (8%-10% vs 3%-5%), asthenia (5%-10% vs 3%-4%), abdominal pain (4%-7% vs 1%-3%), postural hypotension (4%-7% vs 1%-2%), pharyngitis (4%-6% vs 3%), weight gain (5%-6% vs 1%-3%), lethargy (5% vs 2%), nasal congestion (5% vs 3%), SGPT increased (5% vs 1%), and dyspepsia (5%-7% vs 1%-4%)
- In long-term clinical trials of quetiapine, hyperglycemia (fasting glucose \geq 126 mg/dL) was observed in 10.7% of patients receiving quetiapine (mean exposure 213 days) vs 4.6% in patients receiving placebo (mean exposure 152 days)

For bipolar disorder


Seroquel[®]
 quetiapine fumarate
 25 mg, 50 mg, 100 mg, 200 mg, 300 mg & 400 mg tablets

References: 1. SEROQUEL Prescribing Information.
 2. Data on file, DA-SER-51, AstraZeneca Pharmaceuticals LP.
 3. Data on file, 263170, AstraZeneca Pharmaceuticals LP.

© 2008 AstraZeneca Pharmaceuticals LP. All rights reserved.
 SEROQUEL is a registered trademark of the AstraZeneca group of companies.
 263625 6/08 www.SEROQUEL.com

AstraZeneca 

SEROQUEL

(quetiapine fumarate)

TABLETS

RX ONLY

BRIEF SUMMARY: For full Prescribing Information, see package insert.

Warning: Increased Mortality in Elderly Patients with Dementia-Related Psychosis Elderly patients with dementia-related psychosis treated with atypical antipsychotic drugs are at an increased risk of death compared to placebo. Analyses of seventeen placebo-controlled trials (modal duration of 10 weeks) in these patients revealed a risk of death in the drug-treated patients of between 1.6 to 1.7 times that seen in placebo-treated patients. Over the course of a typical 10-week controlled trial, the rate of death in drug-treated patients was about 4.5%, compared to a rate of about 2.6% in the placebo group. Although the causes of death were varied, most of the deaths appeared to be either cardiovascular (eg, heart failure, sudden death) or infectious (eg, pneumonia) in nature. SEROQUEL (quetiapine) is not approved for the treatment of patients with Dementia-Related Psychosis.

Suicidality and Antidepressant Drugs

Antidepressants increased the risk compared to placebo of suicidal thinking and behavior (suicidality) in children, adolescents, and young adults in short-term studies of major depressive disorder (MDD) and other psychiatric disorders. Anyone considering the use of SEROQUEL or any other antidepressant in a child, adolescent, or young adult must balance this risk with the clinical need. Short-term studies did not show an increase in the risk of suicidality with antidepressants compared to placebo in adults beyond age 24; there was a reduction in risk with antidepressants compared to placebo in adults aged 65 and older. Depression and certain other psychiatric disorders are themselves associated with increases in the risk of suicide. Patients of all ages who are started on antidepressant therapy should be monitored appropriately and observed closely for clinical worsening, suicidality, or unusual changes in behavior. Families and caregivers should be advised of the need for close observation and communication with the prescriber. SEROQUEL is not approved for use in pediatric patients (see *Warnings and Precautions*).

INDICATIONS AND USAGE

Bipolar Disorder SEROQUEL is indicated for the: • treatment of depressive episodes associated with bipolar disorder, • treatment of acute manic episodes associated with bipolar I disorder as either monotherapy or adjunct therapy to lithium or divalproex, and • maintenance treatment of bipolar I disorder as adjunct therapy to lithium or divalproex.

Depression The efficacy of SEROQUEL was established in two identical 8-week randomized, placebo-controlled double-blind clinical studies that included either bipolar I or II patients. Effectiveness has not been systematically evaluated in clinical trials for more than 8 weeks.

Mania The efficacy of SEROQUEL in acute bipolar mania was established in two 12-week monotherapy trials and one 3-week adjunct therapy trial of bipolar I patients initially hospitalized for up to 7 days for acute mania. Effectiveness has not been systematically evaluated in clinical trials for more than 12 weeks in monotherapy.

Maintenance Treatment in Bipolar Disorder The efficacy of SEROQUEL as adjunct maintenance therapy to lithium or divalproex was established in 2 identical randomized placebo-controlled double-blind studies in patients with Bipolar I Disorder. The physician who elects to use SEROQUEL for extended periods in Bipolar Disorder should periodically re-evaluate the long-term risks and benefits of the drug for the individual patient (see *Dosage and Administration*).

Schizophrenia SEROQUEL is indicated for the treatment of schizophrenia. The efficacy of SEROQUEL in schizophrenia was established in short-term (6-week) controlled trials of schizophrenic inpatients. The effectiveness of SEROQUEL in long-term use, that is, for more than 6 weeks, has not been systematically evaluated in controlled trials. Therefore, the physician who elects to use SEROQUEL for extended periods should periodically re-evaluate the long-term usefulness of the drug for the individual patient (see *Dosage and Administration*).

DOSAGE AND ADMINISTRATION

Bipolar Disorder

Depression *Usual Dose:* SEROQUEL should be administered once daily at bedtime to reach 300 mg/day by day 4.

Recommended Dosing Schedule

Day	Day 1	Day 2	Day 3	Day 4
SEROQUEL	50 mg	100 mg	200 mg	300 mg

In these clinical trials supporting effectiveness, the dosing schedule was 50 mg, 100 mg, 200 mg and 300 mg/day for days 1-4 respectively. Patients receiving 600 mg increased to 400 mg on day 5 and 600 mg on day 8 (Week 1). Antidepressant efficacy was demonstrated with SEROQUEL at both 300 mg and 600 mg however, no additional benefit was seen in the 600 mg group.

Mania *Usual Dose:* When used as monotherapy or adjunct therapy (with lithium or divalproex), SEROQUEL should be initiated in bid doses totaling 100 mg/day on Day 1, increased to 400 mg/day on Day 4 in increments of up to 100 mg/day in bid divided doses. Further dosage adjustments up to 800 mg/day by Day 6 should be in increments of no greater than 200 mg/day. Data indicate that the majority of patients responded between 400 to 800 mg/day. The safety of doses above 800 mg/day has not been evaluated in clinical trials.

Maintenance Maintenance of efficacy in Bipolar I Disorder was demonstrated with SEROQUEL (administered twice daily totaling 400 to 800 mg per day) as adjunct therapy to lithium or divalproex. Generally, in the maintenance phase, patients continued on the same dose on which they were stabilized during the stabilization phase.

Schizophrenia *Usual Dose:* SEROQUEL should generally be administered with an initial dose of 25 mg bid, with increases in increments of 25-50 mg bid or tid on the second and third day, as

SEROQUEL® (quetiapine fumarate) Tablets

tolerated, to a target dose range of 300 to 400 mg daily by the fourth day, given bid or tid. Further dosage adjustments, if indicated, should generally occur at intervals of not less than 2 days, as steady-state for SEROQUEL would not be achieved for approximately 1-2 days in the typical patient. When dosage adjustments are necessary, dose increments/decrements of 25-50 mg bid are recommended. Most efficacy data with SEROQUEL were obtained using tid regimens, but in one controlled trial 225 mg twice per day was also effective. Efficacy in schizophrenia was demonstrated in a dose range of 150 to 750 mg/day in the clinical trials supporting the effectiveness of SEROQUEL. In a dose response study, doses above 300 mg/day were not demonstrated to be more efficacious than the 300 mg/day dose. In other studies, however, doses in the range of 400-500 mg/day appeared to be needed. The safety of doses above 800 mg/day has not been evaluated in clinical trials.

Dosing in Special Populations Consideration should be given to a slower rate of dose titration and a lower target dose in the elderly and in patients who are debilitated or who have a predisposition to hypotensive reactions. When indicated, dose escalation should be performed with caution in these patients. Patients with hepatic impairment should be started on 25 mg/day. The dose should be increased daily in increments of 25-50 mg/day to an effective dose, depending on the clinical response and tolerability of the patient. The elimination of quetiapine was enhanced in the presence of phenytoin. Higher maintenance doses of quetiapine may be required when it is coadministered with phenytoin and other enzyme inducers such as carbamazepine and phenobarbital (see *Drug Interactions*).

Maintenance Treatment While there is no body of evidence available to answer the question of how long the patient treated with SEROQUEL should be maintained, it is generally recommended that responding patients be continued beyond the acute response, but at the lowest dose needed to maintain remission. Patients should be periodically reassessed to determine the need for maintenance treatment.

Reinitiation of Treatment in Patients Previously Discontinued Although there are no data to specifically address reinitiation of treatment, it is recommended that when restarting patients who have had an interval of less than one week off SEROQUEL, titration of SEROQUEL is not required and the maintenance dose may be reinitiated. When restarting therapy of patients who have been off SEROQUEL for more than one week, the initial titration schedule should be followed.

Switching from Antipsychotics There are no systematically collected data to specifically address switching patients with schizophrenia from antipsychotics to SEROQUEL, or concerning concomitant administration with antipsychotics. While immediate discontinuation of the previous antipsychotic treatment may be acceptable for some patients with schizophrenia, more gradual discontinuation may be most appropriate for others. In all cases, the period of overlapping antipsychotic administration should be minimized. When switching patients with schizophrenia from depot antipsychotics, if medically appropriate, initiate SEROQUEL therapy in place of the next scheduled injection. The need for continuing existing EPS medication should be reevaluated periodically.

CONTRAINDICATIONS

None known

WARNINGS AND PRECAUTIONS

Increased Mortality in Elderly Patients with Dementia-Related Psychosis Elderly patients with dementia-related psychosis treated with atypical antipsychotic drugs are at an increased risk of death compared to placebo. SEROQUEL (quetiapine fumarate) is not approved for the treatment of patients with dementia-related psychosis (see *Boxed Warning*).

Clinical Worsening and Suicide Risk Patients with major depressive disorder (MDD), both adult and pediatric, may experience worsening of their depression and/or the emergence of suicidal ideation and behavior (suicidality) or unusual changes in behavior, whether or not they are taking antidepressant medications, and this risk may persist until significant remission occurs. Suicide is a known risk of depression and certain other psychiatric disorders, and these disorders themselves are the strongest predictors of suicide. There has been a long-standing concern, however, that antidepressants may have a role in inducing worsening of depression and the emergence of suicidality in certain patients during the early phases of treatment. Pooled analyses of short-term placebo-controlled trials of antidepressant drugs (SSRIs and others) showed that these drugs increase the risk of suicidal thinking and behavior (suicidality) in children, adolescents, and young adults (ages 18-24) with major depressive disorder (MDD) and other psychiatric disorders. Short-term studies did not show an increase in the risk of suicidality with antidepressants compared to placebo in adults beyond age 24; there was a reduction with antidepressants compared to placebo in adults aged 65 and older. The pooled analyses of placebo-controlled trials in children and adolescents with MDD, obsessive compulsive disorder (OCD), or other psychiatric disorders included a total of 24 short-term trials of 9 antidepressant drugs in over 4400 patients. The pooled analyses of placebo-controlled trials in adults with MDD or other psychiatric disorders included a total of 295 short-term trials (median duration of 2 months) of 11 antidepressant drugs in over 77,000 patients. There was considerable variation in risk of suicidality among drugs, but a tendency toward an increase in the younger patients for almost all drugs studied. There were differences in absolute risk of suicidality across the different indications, with the highest incidence in MDD. The risk differences (drug vs. placebo), however, were relatively stable within age strata and across indications. These risk differences (drug-placebo difference in the number of cases of suicidality per 1000 patients treated) are provided in Table 1.

Table 1

Age Range	Drug-Placebo Difference in Number of Cases of Suicidality per 1000 Patients Treated
	Increases Compared to Placebo
<18	14 additional cases
18-24	5 additional cases
	Decreases Compared to Placebo
25-64	1 fewer case
≥65	6 fewer cases

No suicides occurred in any of the pediatric trials. There were suicides in the adult trials, but the number was not sufficient to reach any conclusion about drug effect on suicide. It is unknown whether the suicidality risk extends to longer-term use, i.e., beyond several months. However, there is substantial evidence from placebo-controlled maintenance trials in adults with depression that the use of antidepressants can delay the recurrence of depression. **All patients being treated with antidepressants for any indication should be monitored appropriately and observed closely for clinical worsening, suicidality, and unusual changes in behavior, especially during the initial few months of a course of drug therapy, or at times of dose changes, either increases or decreases.** The following symptoms, anxiety, agitation, panic attacks, insomnia, irritability, hostility, aggressiveness, impulsivity, akathisia (psychomotor restlessness), hypomania, and mania, have been reported in adult and pediatric patients being treated with antidepressants for major depressive disorder as well as for other indications, both psychiatric and nonpsychiatric. Although a causal link between the emergence of such symptoms and either the worsening of depression and/or the emergence of suicidal impulses has not been established, there is concern that such symptoms may represent precursors to emerging suicidality. Consideration should be given to changing the therapeutic regimen, including possibly discontinuing the medication, in patients whose depression is persistently worse, or who are experiencing emergent suicidality or symptoms that might be precursors to worsening depression or suicidality, especially if these symptoms are severe, abrupt in onset, or were not part of the patient's presenting symptoms. **Families and caregivers of patients being treated with antidepressants for major depressive disorder or other indications, both psychiatric and nonpsychiatric, should be alerted about the need to monitor patients for the emergence of agitation, irritability, unusual changes in behavior, and the other symptoms described above, as well as the emergence of suicidality, and to report such symptoms immediately to health care providers. Such monitoring should include daily observation by families and caregivers.** Prescriptions for SEROQUEL should be written for the smallest quantity of tablets consistent with good patient management, in order to reduce the risk of overdose.

Screening Patients for Bipolar Disorder: A major depressive episode may be the initial presentation of bipolar disorder. It is generally believed (though not established in controlled trials) that treating such an episode with an antidepressant alone may increase the likelihood of precipitation of a mixed/manic episode in patients at risk for bipolar disorder. Whether any of the symptoms described above represent such a conversion is unknown. However, prior to initiating treatment with an antidepressant, patients with depressive symptoms should be adequately screened to determine if they are at risk for bipolar disorder; such screening should include a detailed psychiatric history, including a family history of suicide, bipolar disorder, and depression. It should be noted that SEROQUEL is approved for use in treating adult bipolar depression.

Hyperglycemia and Diabetes Mellitus Hyperglycemia, in some cases extreme and associated with ketoacidosis or hyperosmolar coma or death, has been reported in patients treated with atypical antipsychotics, including quetiapine (see **Adverse Reactions, Hyperglycemia**). Assessment of the relationship between atypical antipsychotic use and glucose abnormalities is complicated by the possibility of an increased background risk of diabetes mellitus in patients with schizophrenia and the increasing incidence of diabetes mellitus in the general population. Given these confounders, the relationship between atypical antipsychotic use and hyperglycemia-related adverse reactions is not completely understood. However, epidemiological studies suggest an increased risk of treatment-emergent hyperglycemia-related adverse reactions in patients treated with the atypical antipsychotics. Precise risk estimates for hyperglycemia-related adverse reactions in patients treated with atypical antipsychotics are not available. Patients with an established diagnosis of diabetes mellitus who are started on atypical antipsychotics should be monitored regularly for worsening of glucose control. Patients with risk factors for diabetes mellitus (eg, obesity, family history of diabetes) who are starting treatment with atypical antipsychotics should undergo fasting blood glucose testing at the beginning of treatment and periodically during treatment. Any patient treated with atypical antipsychotics should be monitored for symptoms of hyperglycemia including polydipsia, polyuria, polyphagia, and weakness. Patients who develop symptoms of hyperglycemia during treatment with atypical antipsychotics should undergo fasting blood glucose testing. In some cases, hyperglycemia has resolved when the atypical antipsychotic was discontinued; however, some patients required continuation of anti-diabetic treatment despite discontinuation of the suspect drug.

Neuroleptic Malignant Syndrome (NMS) A potentially fatal symptom complex sometimes referred to as Neuroleptic Malignant Syndrome (NMS) has been reported in association with administration of antipsychotic drugs, including SEROQUEL. Rare cases of NMS have been reported with SEROQUEL. Clinical manifestations of NMS are hyperpyrexia, muscle rigidity, altered mental status, and evidence of autonomic instability (irregular pulse or blood pressure, tachycardia, diaphoresis, and cardiac dysrhythmia). Additional signs may include elevated creatine phosphokinase, myoglobinuria (rhabdomyolysis) and acute renal failure. The diagnostic evaluation of patients with this syndrome is complicated. In arriving at a diagnosis, it is important to exclude cases where the clinical presentation includes both serious medical illness (e.g., pneumonia, systemic infection, etc.) and untreated or inadequately treated extrapyramidal signs and symptoms (EPS). Other important considerations in the differential diagnosis include central anticholinergic toxicity, heat stroke, drug fever and primary central nervous system (CNS) pathology. The management of NMS should include: 1) immediate discontinuation of antipsychotic drugs and other drugs not essential to concurrent therapy; 2) intensive symptomatic treatment and medical monitoring; and 3) treatment of any concomitant serious medical problems for which specific treatments are available. There is no general agreement about specific pharmacological treatment regimens for NMS. If a patient requires antipsychotic drug treatment after recovery from NMS, the potential reintroduction of drug therapy should be carefully considered. The patient should be carefully monitored since recurrences of NMS have been reported.

Orthostatic Hypotension SEROQUEL may induce orthostatic hypotension associated with dizziness, tachycardia and, in some patients, syncope, especially during the initial dose-titration period, probably reflecting its α_1 -adrenergic antagonist properties. Syncope was reported in

1% (28/3265) of the patients treated with SEROQUEL, compared with 0.2% (2/954) on placebo and about 0.4% (2/527) on active control drugs. SEROQUEL should be used with particular caution in patients with known cardiovascular disease (history of myocardial infarction or ischemic heart disease, heart failure or conduction abnormalities), cerebrovascular disease or conditions which would predispose patients to hypotension (dehydration, hypovolemia and treatment with antihypertensive medications). The risk of orthostatic hypotension and syncope may be minimized by limiting the initial dose to 25 mg bid (see **Dosage and Administration**). If hypotension occurs during titration to the target dose, a return to the previous dose in the titration schedule is appropriate.

Leukopenia, Neutropenia and Agranulocytosis In clinical trial and postmarketing experience, events of leukopenia/neutropenia have been reported temporally related to atypical antipsychotic agents, including SEROQUEL. Agranulocytosis (including fatal cases) has also been reported. Possible risk factors for leukopenia/neutropenia include pre-existing low white cell count (WBC) and history of drug induced leukopenia/neutropenia. Patients with a pre-existing low WBC or a history of drug induced leukopenia/neutropenia should have their complete blood count (CBC) monitored frequently during the first few months of therapy and should discontinue SEROQUEL at the first sign of a decline in WBC in absence of other causative factors. Patients with neutropenia should be carefully monitored for fever or other symptoms or signs of infection and treated promptly if such symptoms or signs occur. Patients with severe neutropenia (absolute neutrophil count <1000/mm³) should discontinue SEROQUEL and have their WBC followed until recovery (see **Adverse Reactions**).

Tardive Dyskinesia A syndrome of potentially irreversible, involuntary, dyskinetic movements may develop in patients treated with antipsychotic drugs. Although the prevalence of the syndrome appears to be highest among the elderly, especially elderly women, it is impossible to rely upon prevalence estimates to predict, at the inception of antipsychotic treatment, which patients are likely to develop the syndrome. Whether antipsychotic drug products differ in their potential to cause tardive dyskinesia is unknown. The risk of developing tardive dyskinesia and the likelihood that it will become irreversible are believed to increase as the duration of treatment and the total cumulative dose of antipsychotic drugs administered to the patient increase. However, the syndrome can develop, although much less commonly, after relatively brief treatment periods at low doses. There is no known treatment for established cases of tardive dyskinesia, although the syndrome may remit, partially or completely, if antipsychotic treatment is withdrawn. Antipsychotic treatment, itself, however, may suppress (or partially suppress) the signs and symptoms of the syndrome and thereby may possibly mask the underlying process. The effect that symptomatic suppression has upon the long-term course of the syndrome is unknown. Given these considerations, SEROQUEL should be prescribed in a manner that is most likely to minimize the occurrence of tardive dyskinesia. Chronic antipsychotic treatment should generally be reserved for patients who appear to suffer from a chronic illness that (1) is known to respond to antipsychotic drugs, and (2) for whom alternative, equally effective, but potentially less harmful treatments are not available or appropriate. In patients who do require chronic treatment, the smallest dose and the shortest duration of treatment producing a satisfactory clinical response should be sought. The need for continued treatment should be reassessed periodically. If signs and symptoms of tardive dyskinesia appear in a patient on SEROQUEL, drug discontinuation should be considered. However, some patients may require treatment with SEROQUEL despite the presence of the syndrome.

Cataracts The development of cataracts was observed in association with quetiapine treatment in chronic dog studies. Lens changes have also been observed in patients during long-term SEROQUEL treatment, but a causal relationship to SEROQUEL use has not been established. Nevertheless, the possibility of lenticular changes cannot be excluded at this time. Therefore, examination of the lens by methods adequate to detect cataract formation, such as slit lamp exam or other appropriately sensitive methods, is recommended at initiation of treatment or shortly thereafter, and at 6-month intervals during chronic treatment.

Seizures During clinical trials, seizures occurred in 0.5% (20/3490) of patients treated with SEROQUEL compared to 0.2% (2/954) on placebo and 0.7% (4/527) on active control drugs. As with other antipsychotics, SEROQUEL should be used cautiously in patients with a history of seizures or with conditions that potentially lower the seizure threshold, eg, Alzheimer's dementia. Conditions that lower the seizure threshold may be more prevalent in a population of 65 years or older.

Hypothyroidism Clinical trials with SEROQUEL demonstrated a dose-related decrease in total and free thyroxine (T4) of approximately 20% at the higher end of the therapeutic dose range and was maximal in the first two to four weeks of treatment and maintained without adaptation or progression during more chronic therapy. Generally, these changes were of no clinical significance and TSH was unchanged in most patients and levels of TBG were unchanged. In nearly all cases, cessation of SEROQUEL treatment was associated with a reversal of the effects on total and free T4, irrespective of the duration of treatment. About 0.7% (26/3489) of SEROQUEL patients did experience TSH increases in monotherapy studies. Six of the patients with TSH increases needed replacement thyroid treatment. In the mania adjunct studies, where SEROQUEL was added to lithium or divalproex, 12% (24/196) of SEROQUEL treated patients compared to 7% (15/203) of placebo treated patients had elevated TSH levels. Of the SEROQUEL treated patients with elevated TSH levels, 3 had simultaneous low free T4 levels.

Cholesterol and Triglyceride Elevations In schizophrenia trials, the proportions of patients with elevations to levels of cholesterol ≥ 240 mg/dL and triglycerides ≥ 200 mg/dL were 16% and 23% for SEROQUEL treated patients respectively compared to 7% and 16% for placebo treated patients respectively. In bipolar depression trials, the proportion of patients with cholesterol and triglycerides elevations to these levels were 9% and 14% for SEROQUEL treated patients respectively, compared to 6% and 9% for placebo treated patients respectively.

Hyperprolactinemia Although an elevation of prolactin levels was not demonstrated in clinical trials with SEROQUEL, increased prolactin levels were observed in rat studies with this compound, and were associated with an increase in mammary gland neoplasia in rats. Tissue culture experiments indicate that approximately one-third of human breast cancers are prolactin dependent

in vitro, a factor of potential importance if the prescription of these drugs is contemplated in a patient with previously detected breast cancer. Although disturbances such as galactorrhea, amenorrhea, gynecomastia, and impotence have been reported with prolactin-elevating compounds, the clinical significance of elevated serum prolactin levels is unknown for most patients. Neither clinical studies nor epidemiologic studies conducted to date have shown an association between chronic administration of this class of drugs and tumorigenesis in humans; the available evidence is considered too limited to be conclusive at this time.

Transaminase Elevations Asymptomatic, transient and reversible elevations in serum transaminases (primarily ALT) have been reported. In schizophrenia trials, the proportions of patients with transaminase elevations of >3 times the upper limits of the normal reference range in a pool of 3- to 6-week placebo-controlled trials were approximately 6% for SEROQUEL compared to 1% for placebo. In acute bipolar mania trials, the proportions of patients with transaminase elevations of >3 times the upper limits of the normal reference range in a pool of 3- to 12-week placebo-controlled trials were approximately 1% for both SEROQUEL and placebo. These hepatic enzyme elevations usually occurred within the first 3 weeks of drug treatment and promptly returned to pre-study levels with ongoing treatment with SEROQUEL. In bipolar depression trials, the proportions of patients with transaminase elevations of >3 times the upper limits of the normal reference range in two 8-week placebo-controlled trials was 1% for SEROQUEL and 2% for placebo.

Potential for Cognitive and Motor Impairment Somnolence was a commonly reported adverse event reported in patients treated with SEROQUEL especially during the 3-5 day period of initial dose titration. In schizophrenia trials, somnolence was reported in 18% of patients on SEROQUEL compared to 11% of placebo patients. In acute bipolar mania trials using SEROQUEL as monotherapy, somnolence was reported in 16% of patients on SEROQUEL compared to 4% of placebo patients. In acute bipolar mania trials using SEROQUEL as adjunct therapy, somnolence was reported in 34% of patients on SEROQUEL compared to 9% of placebo patients. In bipolar depression trials, somnolence was reported in 28% of patients on SEROQUEL compared to 7% of placebo patients. In these trials, sedation was reported in 30% of patients on SEROQUEL compared to 8% of placebo patients. Since SEROQUEL has the potential to impair judgment, thinking, or motor skills, patients should be cautioned about performing activities requiring mental alertness, such as operating a motor vehicle (including automobiles) or operating hazardous machinery until they are reasonably certain that SEROQUEL therapy does not affect them adversely.

Priapism One case of priapism in a patient receiving SEROQUEL has been reported prior to market introduction. While a causal relationship to use of SEROQUEL has not been established, other drugs with alpha-adrenergic blocking effects have been reported to induce priapism, and it is possible that SEROQUEL may share this capacity. Severe priapism may require surgical intervention.

Body Temperature Regulation Although not reported with SEROQUEL, disruption of the body's ability to reduce core body temperature has been attributed to antipsychotic agents. Appropriate care is advised when prescribing SEROQUEL for patients who will be experiencing conditions which may contribute to an elevation in core body temperature, e.g., exercising strenuously, exposure to extreme heat, receiving concomitant medication with anticholinergic activity, or being subject to dehydration.

Dysphagia Esophageal dysmotility and aspiration have been associated with antipsychotic drug use. Aspiration pneumonia is a common cause of morbidity and mortality in elderly patients, in particular those with advanced Alzheimer's dementia. SEROQUEL and other antipsychotic drugs should be used cautiously in patients at risk for aspiration pneumonia.

Suicide The possibility of a suicide attempt is inherent in bipolar disorder and schizophrenia; close supervision of high risk patients should accompany drug therapy. Prescriptions for SEROQUEL should be written for the smallest quantity of tablets consistent with good patient management in order to reduce the risk of overdose. In 2 eight-week clinical studies in patients with bipolar depression (N=1048) the incidence of treatment emergent suicidal ideation or suicide attempt was low and similar to placebo (SEROQUEL 300 mg, 6/350, 1.7%; SEROQUEL 600 mg, 9/348, 2.6%; Placebo, 7/347, 2.0%).

Use in Patients with Concomitant Illness Clinical experience with SEROQUEL in patients with certain concomitant systemic illnesses is limited. SEROQUEL has not been evaluated or used to any appreciable extent in patients with a recent history of myocardial infarction or unstable heart disease. Patients with these diagnoses were excluded from premarketing clinical studies. Because of the risk of orthostatic hypotension with SEROQUEL, caution should be observed in cardiac patients (see **Warnings and Precautions**).

Withdrawal Acute withdrawal symptoms, such as nausea, vomiting, and insomnia have very rarely been described after abrupt cessation of atypical antipsychotic drugs, including SEROQUEL. Gradual withdrawal is advised.

ADVERSE REACTIONS

Clinical Study Experience Because clinical studies are conducted under widely varying conditions, adverse reaction rates observed in the clinical studies of a drug cannot be directly compared to rates in the clinical studies of another drug and may not reflect the rates observed in practice. The information below is derived from a clinical trial database for SEROQUEL consisting of over 4300 patients. This database includes 698 patients exposed to SEROQUEL for the treatment of bipolar depression, 405 patients exposed to SEROQUEL for the treatment of acute bipolar mania (monotherapy and adjunct therapy), 646 patients exposed to SEROQUEL for the maintenance treatment of bipolar I disorder as adjunct therapy, and approximately 2600 patients and/or normal subjects exposed to 1 or more doses of SEROQUEL for the treatment of schizophrenia. Of these approximately 4300 subjects, approximately 4000 (2300 in schizophrenia, 405 in acute bipolar mania, 698 in bipolar depression, and 646 for the maintenance treatment of bipolar I disorder) were patients who participated in multiple dose effectiveness trials, and their experience corresponded to approximately 2400 patient-years. The conditions and duration of treatment with SEROQUEL varied greatly and included (in overlapping categories) open-label and double-blind phases of studies, inpatients and outpatients, fixed-dose and dose-titration studies, and short-term or longer-term

exposure. Adverse reactions were assessed by collecting adverse events, results of physical examinations, vital signs, weights, laboratory analyses, ECGs, and results of ophthalmologic examinations. Adverse reactions during exposure were obtained by general inquiry and recorded by clinical investigators using terminology of their own choosing. Consequently, it is not possible to provide a meaningful estimate of the proportion of individuals experiencing adverse reactions without first grouping similar types of reactions into a smaller number of standardized reaction categories. In the tables and tabulations that follow, standard COSTART terminology has been used to classify reported adverse reactions for schizophrenia and bipolar mania. MedDRA terminology has been used to classify reported adverse reactions for bipolar depression. The stated frequencies of adverse reactions represent the proportion of individuals who experienced, at least once, a treatment-emergent adverse reaction of the type listed. A reaction was considered treatment emergent if it occurred for the first time or worsened while receiving therapy following baseline evaluation.

Adverse Reactions Associated with Discontinuation of Treatment in Short-Term, Placebo-Controlled Trials **Bipolar Disorder: Depression:** Overall, discontinuations due to adverse reactions were 12.3% for SEROQUEL 300 mg vs. 19.0% for SEROQUEL 600 mg and 5.2% for placebo. **Mania:** Overall, discontinuations due to adverse reactions were 5.7% for SEROQUEL vs. 5.1% for placebo in monotherapy and 3.6% for SEROQUEL vs. 5.9% for placebo in adjunct therapy. **Schizophrenia:** Overall, there was little difference in the incidence of discontinuation due to adverse reactions (4% for SEROQUEL vs. 3% for placebo) in a pool of controlled trials. However, discontinuations due to somnolence and hypotension were considered to be drug related (see **Warnings and Precautions**).

Adverse Reaction	SEROQUEL	Placebo
Somnolence	0.8%	0%
Hypotension	0.4%	0%

Adverse Reactions Occurring at an Incidence of 1% or More Among SEROQUEL Treated Patients in Short-Term, Placebo-Controlled Trials: The prescriber should be aware that the figures in the tables and tabulations cannot be used to predict the incidence of side effects in the course of usual medical practice where patient characteristics and other factors differ from those that prevailed in the clinical trials. Similarly, the cited frequencies cannot be compared with figures obtained from other clinical investigations involving different treatments, uses, and investigators. The cited figures, however, do provide the prescribing physician with some basis for estimating the relative contribution of drug and nondrug factors to the side effect incidence in the population studied. Table 2 enumerates the incidence, rounded to the nearest percent, of treatment-emergent adverse reactions that occurred during acute therapy of schizophrenia (up to 6 weeks) and bipolar mania (up to 12 weeks) in 1% or more of patients treated with SEROQUEL (doses ranging from 75 to 800 mg/day) where the incidence in patients treated with SEROQUEL was greater than the incidence in placebo-treated patients.

Table 2. Treatment-Emergent Adverse Reaction Incidence in 3- to 12-Week Placebo-Controlled Clinical Trials for the Treatment of Schizophrenia and Bipolar Mania (monotherapy)¹

Body System/Preferred Term	SEROQUEL (n=719)	PLACEBO (n=404)
Body as a Whole		
Headache	21%	14%
Pain	7%	5%
Asthenia	5%	3%
Abdominal Pain	4%	1%
Back Pain	3%	1%
Fever	2%	1%
Cardiovascular		
Tachycardia	6%	4%
Postural Hypotension	4%	1%
Digestive		
Dry Mouth	9%	3%
Constipation	8%	3%
Vomiting	6%	5%
Dyspepsia	5%	1%
Gastroenteritis	2%	0%
Gamma Glutamyl Transpeptidase Increased	1%	0%
Metabolic and Nutritional		
Weight Gain	5%	1%
SGPT Increased	5%	1%
SGOT Increased	3%	1%
Nervous		
Agitation	20%	17%
Somnolence	18%	8%
Dizziness	11%	5%
Anxiety	4%	3%
Respiratory		
Pharyngitis	4%	3%
Rhinitis	3%	1%
Skin and Appendages		
Rash	4%	2%
Special Senses		
Amblyopia	2%	1%

¹Reactions for which the SEROQUEL incidence was equal to or less than placebo are not listed in the table, but included the following: accidental injury, akathisia, chest pain, cough increased, depression, diarrhea, extrapyramidal syndrome, hostility, hypertension, hypotonia, hypotension, increased appetite, infection, insomnia, leukopenia, malaise, nausea, nervousness, paresthesia, peripheral edema, sweating, tremor, and weight loss.

In these studies, the most commonly observed adverse reactions associated with the use of SEROQUEL (incidence of 5% or greater) and observed at a rate on SEROQUEL at least twice that of placebo were somnolence (18%), dizziness (11%), dry mouth (9%), constipation (8%), SGPT increased (5%), weight gain (5%), and dyspepsia (5%). Table 3 enumerates the incidence, rounded to the nearest percent, of treatment-emergent adverse reactions that occurred during therapy (up to 3-weeks) of acute mania in 5% or more of patients treated with SEROQUEL (doses ranging from 100 to 800 mg/day) used as adjunct therapy to lithium and divalproex where the incidence in patients treated with SEROQUEL was greater than the incidence in placebo-treated patients.

Table 3. Treatment-Emergent Adverse Reaction Incidence in 3-Week Placebo-Controlled Clinical Trials for the Treatment of Bipolar Mania (Adjunct Therapy)¹

Body System/Preferred Term	SEROQUEL (n=196)	PLACEBO (n=203)
Body as a Whole		
Headache	17%	13%
Asthenia	10%	4%
Abdominal Pain	7%	3%
Back Pain	5%	3%
Cardiovascular		
Postural Hypotension	7%	2%
Digestive		
Dry Mouth	19%	3%
Constipation	10%	5%
Metabolic and Nutritional		
Weight Gain	6%	3%
Nervous		
Somnolence	34%	9%
Dizziness	9%	6%
Tremor	8%	7%
Agitation	6%	4%
Respiratory		
Pharyngitis	6%	3%

¹ Reactions for which the SEROQUEL incidence was equal to or less than placebo are not listed in the table, but included the following: akathisia, diarrhea, insomnia, and nausea.

In these studies, the most commonly observed adverse reactions associated with the use of SEROQUEL (incidence of 5% or greater) and observed at a rate on SEROQUEL at least twice that of placebo were somnolence (34%), dry mouth (19%), asthenia (10%), constipation (10%), abdominal pain (7%), postural hypotension (7%), pharyngitis (6%), and weight gain (6%). Table 4 enumerates the incidence, rounded to the nearest percent, of treatment-emergent adverse reactions that occurred during therapy (up to 8-weeks) of bipolar depression in 5% or more of patients treated with SEROQUEL (doses of 300 and 600 mg/day) where the incidence in patients treated with SEROQUEL was greater than the incidence in placebo-treated patients.

Table 4. Treatment-Emergent Adverse Reaction Incidence in 8-Week Placebo-Controlled Clinical Trials for the Treatment of Bipolar Depression¹

Body System/Preferred Term	SEROQUEL (n=698)	PLACEBO (n=347)
Gastrointestinal Disorders		
Dry Mouth	44%	13%
Constipation	10%	4%
Dyspepsia	7%	4%
Vomiting	5%	4%
General Disorders and Administrative Site Conditions		
Fatigue	10%	8%
Metabolism and Nutrition Disorders		
Increased Appetite	5%	3%
Nervous System Disorders		
Sedation	30%	8%
Somnolence	28%	7%
Dizziness	18%	7%
Lethargy	5%	2%
Respiratory, Thoracic, and Mediastinal Disorders		
Nasal Congestion	5%	3%

¹ Reactions for which the SEROQUEL incidence was equal to or less than placebo are not listed in the table, but included the following: nausea, upper respiratory tract infection, and headache.

In these studies, the most commonly observed adverse reactions associated with the use of SEROQUEL (incidence of 5% or greater) and observed at a rate on SEROQUEL at least twice that of placebo were dry mouth (44%), sedation (30%), somnolence (28%), dizziness (18%), constipation (10%), lethargy (5%), and nasal congestion (5%). Explorations for interactions on the basis of gender, age, and race did not reveal any clinically meaningful differences in the adverse reaction occurrence on the basis of these demographic factors.

Dose Dependency of Adverse Reactions in Short-Term, Placebo-Controlled Trials *Dose-related Adverse Reactions:* Spontaneously elicited adverse reaction data from a study of schizophrenia comparing five fixed doses of SEROQUEL (75 mg, 150 mg, 300 mg, 600 mg, and 750 mg/day) to placebo were explored for dose-relatedness of adverse reactions. Logistic regression analyses revealed a positive dose response ($p < 0.05$) for the following adverse reactions: dyspepsia, abdominal pain, and weight gain. *Extrapyramidal Symptoms: Dystonia Class Effect:* Symptoms of dystonia, prolonged abnormal contractions of muscle groups, may occur in susceptible individuals during the first few days of treatment. Dystonic symptoms include: spasm of the

neck muscles, sometimes progressing to tightness of the throat, swallowing difficulty, difficulty breathing, and/or protrusion of the tongue. While these symptoms can occur at low doses, they occur more frequently and with greater severity with high potency and at higher doses of first generation antipsychotic drugs. An elevated risk of acute dystonia is observed in males and younger age groups. Data from one 6-week clinical trial of schizophrenia comparing five fixed doses of SEROQUEL (75, 150, 300, 600, 750 mg/day) provided evidence for the lack of treatment-emergent extrapyramidal symptoms (EPS) and dose-relatedness for EPS associated with SEROQUEL treatment. Three methods were used to measure EPS: (1) Simpson-Angus total score (mean change from baseline) which evaluates Parkinsonism and akathisia, (2) incidence of spontaneous complaints of EPS (akathisia, akinesia, cogwheel rigidity, extrapyramidal syndrome, hypertonia, hypokinesia, neck rigidity, and tremor), and (3) use of anticholinergic medications to treat emergent EPS.

Dose Groups	SEROQUEL					
	Placebo	75 mg	150 mg	300 mg	600 mg	750 mg
Parkinsonism	-0.6	-1.0	-1.2	-1.6	-1.8	-1.8
EPS incidence	16%	6%	6%	4%	8%	6%
Anticholinergic medications	14%	11%	10%	8%	12%	11%

In six additional placebo-controlled clinical trials (3 in acute mania and 3 in schizophrenia) using variable doses of SEROQUEL, there were no differences between the SEROQUEL and placebo treatment groups in the incidence of EPS, as assessed by Simpson-Angus total scores, spontaneous complaints of EPS and the use of concomitant anticholinergic medications to treat EPS. In two placebo-controlled clinical trials for the treatment of bipolar depression using 300 mg and 600 mg of SEROQUEL, the incidence of adverse reactions potentially related to EPS was 12% in both dose groups and 6% in the placebo group. In these studies, the incidence of the individual adverse reactions (eg, akathisia, extrapyramidal disorder, tremor, dyskinesia, dystonia, restlessness, muscle contractions involuntary, psychomotor hyperactivity and muscle rigidity) were generally low and did not exceed 4% in any treatment group. The 3 treatment groups were similar in mean change in SAS total score and BARS Global Assessment score at the end of treatment. The use of concomitant anticholinergic medications was infrequent and similar across the three treatment groups.

Vital Signs and Laboratory Studies *Vital Sign Changes* SEROQUEL is associated with orthostatic hypotension (see **Warnings and Precautions**). *Weight Gain* In schizophrenia trials the proportions of patients meeting a weight gain criterion of $\geq 7\%$ of body weight were compared in a pool of four 3- to 6-week placebo-controlled clinical trials, revealing a statistically significantly greater incidence of weight gain for SEROQUEL (23%) compared to placebo (6%). In mania monotherapy trials the proportions of patients meeting the same weight gain criterion were 21% compared to 7% for placebo and in mania adjunct therapy trials the proportion of patients meeting the same weight gain criterion were 13% compared to 4% for placebo. In bipolar depression trials, the proportions of patients meeting the same weight gain criterion were 8% compared to 2% for placebo. *Laboratory Changes* An assessment of the premarketing experience for SEROQUEL suggested that it is associated with asymptomatic increases in SGPT and increases in both total cholesterol and triglycerides. In post-marketing clinical trials, elevations in total cholesterol (predominantly LDL cholesterol) have been observed (see **Warnings and Precautions**). In placebo controlled monotherapy clinical trials involving 3368 patients on quetiapine fumarate and 1515 on placebo, the incidence of at least one occurrence of neutrophil count $< 1.0 \times 10^9/L$ among patients with a normal baseline neutrophil count and at least one available follow up laboratory measurement was 0.3% (10/2967) in patients treated with quetiapine fumarate, compared to 0.1% (2/1349) in patients treated with placebo. Patients with a pre-existing low WBC or a history of drug induced leukopenia/neutropenia should have their complete blood count (CBC) monitored frequently during the first few months of therapy and should discontinue SEROQUEL at the first sign of a decline in WBC in absence of other causative factors (see **Warnings and Precautions**). *Hyperglycemia* In 2 long-term placebo-controlled clinical trials, mean exposure 213 days for SEROQUEL (646 patients) and 152 days for placebo (680 patients), the exposure-adjusted rate of any increased blood glucose level (≥ 126 mg/dl) for patients more than 8 hours since a meal was 18.0 per 100 patient years for SEROQUEL (10.7% of patients) and 9.5 for placebo per 100 patient years (4.6% of patients). In short-term (12 weeks duration or less) placebo-controlled clinical trials (3342 patients treated with SEROQUEL and 1490 treated with placebo), the percent of patients who had a fasting blood glucose ≥ 126 mg/dl or a non fasting blood glucose ≥ 200 mg/dl was 3.5% for quetiapine and 2.1% for placebo. In a 24 week trial (active-controlled, 115 patients treated with SEROQUEL) designed to evaluate glycemic status with oral glucose tolerance testing of all patients, at week 24 the incidence of a treatment-emergent post-glucose challenge glucose level ≥ 200 mg/dl was 1.7% and the incidence of a fasting treatment-emergent blood glucose level ≥ 126 mg/dl was 2.6%. *ECG Changes* Between-group comparisons for pooled placebo-controlled trials revealed no statistically significant SEROQUEL/placebo differences in the proportions of patients experiencing potentially important changes in ECG parameters, including QT, QTc, and PR intervals. However, the proportions of patients meeting the criteria for tachycardia were compared in four 3- to 6-week placebo-controlled clinical trials for the treatment of schizophrenia revealing a 1% (4/399) incidence for SEROQUEL compared to 0.6% (1/156) incidence for placebo. In acute (monotherapy) bipolar mania trials the proportions of patients meeting the criteria for tachycardia was 0.5% (1/192) for SEROQUEL compared to 0% (0/178) incidence for placebo. In acute bipolar mania (adjunct) trials the proportions of patients meeting the same criteria was 0.6% (1/166) for SEROQUEL compared to 0% (0/171) incidence for placebo. In bipolar depression trials, no patients had heart rate increases to > 120 beats per minute. SEROQUEL use was associated with a mean increase in heart rate, assessed by ECG, of 7 beats per minute compared to a mean increase of 1 beat per minute among placebo patients. This slight tendency to tachycardia may be related to SEROQUEL's potential for inducing orthostatic changes (see **Warnings and Precautions**).

Other Adverse Reactions Observed During the Pre-Marketing Evaluation of SEROQUEL Following is a list of COSTART terms that reflect treatment-emergent adverse reactions as defined in

the introduction to the ADVERSE REACTIONS section reported by patients treated with SEROQUEL at multiple doses ≥ 75 mg/day during any phase of a trial within the premarketing database of approximately 2200 patients treated for schizophrenia. All reported reactions are included except those already listed in the tables or elsewhere in labeling, those reactions for which a drug cause was remote, and those reaction terms which were so general as to be uninformative. It is important to emphasize that, although the reactions reported occurred during treatment with SEROQUEL, they were not necessarily caused by it. Reactions are further categorized by body system and listed in order of decreasing frequency according to the following definitions: frequent adverse reactions are those occurring in at least 1/100 patients (only those not already listed in the tabulated results from placebo-controlled trials appear in this listing); infrequent adverse reactions are those occurring in 1/100 to 1/1000 patients; rare reactions are those occurring in fewer than 1/1000 patients. **Nervous System:** **Frequent:** hypertonia, dysarthria; **Infrequent:** abnormal dreams, dyskinesia, thinking abnormal, tardive dyskinesia, vertigo, involuntary movements, confusion, amnesia, psychosis, hallucinations, hyperkinesia, libido increased*, urinary retention, incoordination, paranoid reaction, abnormal gait, myoclonus, delusions, manic reaction, apathy, ataxia, depersonalization, stupor, bruxism, catatonic reaction, hemiplegia; **Rare:** aphasia, buccoglossal syndrome, choreoathetosis, delirium, emotional lability, euphoria, libido decreased*, neuralgia, stuttering, subdural hematoma.

Body as a Whole: **Frequent:** flu syndrome; **Infrequent:** neck pain, pelvic pain*, suicide attempt, malaise, photosensitivity reaction, chills, face edema, moniliasis; **Rare:** abdomen enlarged. **Digestive System:** **Frequent:** anorexia; **Infrequent:** increased salivation, increased appetite, gamma glutamyl transpeptidase increased, gingivitis, dysphagia, flatulence, gastroenteritis, gastritis, hemorrhoids, stomatitis, thirst, tooth caries, fecal incontinence, gastroesophageal reflux, gum hemorrhage, mouth ulceration, rectal hemorrhage, tongue edema; **Rare:** glossitis, hematemesis, intestinal obstruction, melena, pancreatitis. **Cardiovascular System:** **Frequent:** palpitation; **Infrequent:** vasodilatation, QT interval prolonged, migraine, bradycardia, cerebral ischemia, irregular pulse, T wave abnormality, bundle branch block, cerebrovascular accident, deep thrombophlebitis, T wave inversion; **Rare:** angina pectoris, atrial fibrillation, AV block first degree, congestive heart failure, ST elevated, thrombophlebitis, T wave flattening, ST abnormality, increased QRS duration.

Respiratory System: **Frequent:** pharyngitis, rhinitis, cough increased, dyspnea; **Infrequent:** pneumonia, epistaxis, asthma; **Rare:** hiccup, hyperventilation. **Metabolic and Nutritional System:** **Frequent:** peripheral edema; **Infrequent:** weight loss, alkaline phosphatase increased, hyperlipemia, alcohol intolerance, dehydration, hyperglycemia, creatinine increased, hypoglycemia; **Rare:** glycosuria, gout, hand edema, hypokalemia, water intoxication. **Skin and Appendages System:** **Frequent:** sweating; **Infrequent:** pruritus, acne, eczema, contact dermatitis, maculopapular rash, seborrhea, skin ulcer; **Rare:** exfoliative dermatitis, psoriasis, skin discoloration. **Urogenital System:** **Infrequent:** dysmenorrhea*, vaginitis*, urinary incontinence, metrorrhagia*, impotence*, dysuria, vaginal moniliasis*, abnormal ejaculation*, cystitis, urinary frequency, amenorrhea*, female lactation*, leukorrhea*, vaginal hemorrhage*, vulvovaginitis* orchitis*; **Rare:** gynecomastia*, nocturia, polyuria, acute kidney failure. **Special Senses:** **Infrequent:** conjunctivitis, abnormal vision, dry eyes, tinnitus, taste perversion, blepharitis, eye pain; **Rare:** abnormality of accommodation, deafness, glaucoma. **Musculoskeletal System:** **Infrequent:** pathological fracture, myasthenia, twitching, arthralgia, arthritis, leg cramps, bone pain. **Hemic and Lymphatic System:** **Frequent:** leukopenia; **Infrequent:** leukocytosis, anemia, ecchymosis, eosinophilia, hypochromic anemia; lymphadenopathy, cyanosis; **Rare:** hemolysis, thrombocytopenia. **Endocrine System:** **Infrequent:** hypothyroidism, diabetes mellitus; **Rare:** hyperthyroidism.

Post Marketing Experience The following adverse reactions were identified during post approval of SEROQUEL. Because these reactions are reported voluntarily from a population of uncertain size, it is not always possible to reliably estimate their frequency or establish a causal relationship to drug exposure. Adverse reactions reported since market introduction which were temporally related to SEROQUEL therapy include: anaphylactic reaction and restless legs. Other adverse reactions reported since market introduction, which were temporally related to SEROQUEL therapy, but not necessarily causally related, include the following: agranulocytosis, cardiomyopathy, hyponatremia, myocarditis, rhabdomyolysis, syndrome of inappropriate antidiuretic hormone secretion (SIADH), and Stevens-Johnson syndrome (SJS).

DRUG INTERACTIONS
The risks of using SEROQUEL in combination with other drugs have not been extensively evaluated in systematic studies. Given the primary CNS effects of SEROQUEL, caution should be used when it is taken in combination with other centrally acting drugs. SEROQUEL potentiated the cognitive and motor effects of alcohol in a clinical trial in subjects with selected psychotic disorders, and alcoholic beverages should be avoided while taking SEROQUEL. Because of its potential for inducing hypotension, SEROQUEL may enhance the effects of certain antihypertensive agents. SEROQUEL may antagonize the effects of levodopa and dopamine agonists.

The Effect of Other Drugs on Quetiapine Phenytoin: Coadministration of quetiapine (250 mg tid) and phenytoin (100 mg tid) increased the mean oral clearance of quetiapine by 5-fold. Increased doses of SEROQUEL may be required to maintain control of symptoms of schizophrenia in patients receiving quetiapine and phenytoin, or other hepatic enzyme inducers (e.g., carbamazepine, barbiturates, rifampin, glucocorticoids). Caution should be taken if phenytoin is withdrawn and replaced with a non-inducer (e.g., valproate) (see **Dosage and Administration**). **Divalproex:** Coadministration of quetiapine (150 mg bid) and divalproex (500 mg bid) increased the mean maximum plasma concentration of quetiapine at steady state by 17% without affecting the extent of absorption or mean oral clearance. **Thioridazine:** Thioridazine (200 mg bid) increased the oral clearance of quetiapine (300 mg bid) by 65%. **Cimetidine:** Administration of multiple daily doses of cimetidine (400 mg tid for 4 days) resulted in a 20% decrease in the mean oral clearance of quetiapine (150 mg tid). Dosage adjustment for quetiapine is not required when it is given with cimetidine. **P450 3A Inhibitors:** Coadministration of ketoconazole (200 mg once daily for 4 days), a potent inhibitor of cytochrome P450 3A, reduced oral clearance of quetiapine by 84%, resulting in a

335% increase in maximum plasma concentration of quetiapine. Caution (reduced dosage) is indicated when SEROQUEL is administered with ketoconazole and other inhibitors of cytochrome P450 3A (e.g., itraconazole, fluconazole, erythromycin, and protease inhibitors). **Fluoxetine, Imipramine, Haloperidol, and Risperidone:** Coadministration of fluoxetine (60 mg once daily); imipramine (75 mg bid), haloperidol (7.5 mg bid), or risperidone (3 mg bid) with quetiapine (300 mg bid) did not alter the steady-state pharmacokinetics of quetiapine.

Effect of Quetiapine on Other Drugs Lorazepam: The mean oral clearance of lorazepam (2 mg, single dose) was reduced by 20% in the presence of quetiapine administered as 250 mg tid dosing. **Divalproex:** The mean maximum concentration and extent of absorption of total and free valproic acid at steady state were decreased by 10 to 12% when divalproex (500 mg bid) was administered with quetiapine (150 mg bid). The mean oral clearance of total valproic acid (administered as divalproex 500 mg bid) was increased by 11% in the presence of quetiapine (150 mg bid). The changes were not significant. **Lithium:** Concomitant administration of quetiapine (250 mg tid) with lithium had no effect on any of the steady-state pharmacokinetic parameters of lithium. **Antipyrene:** Administration of multiple daily doses up to 750 mg/day (on a tid schedule) of quetiapine to subjects with selected psychotic disorders had no clinically relevant effect on the clearance of antipyrene or urinary recovery of antipyrene metabolites. These results indicate that quetiapine does not significantly induce hepatic enzymes responsible for cytochrome P450 mediated metabolism of antipyrene.

USE IN SPECIFIC POPULATIONS

Pregnancy The teratogenic potential of quetiapine was studied in Wistar rats and Dutch Belted rabbits dosed during the period of organogenesis. No evidence of a teratogenic effect was detected in rats at doses of 25 to 200 mg/kg or 0.3 to 2.4 times the maximum human dose on a mg/m² basis or in rabbits at 25 to 100 mg/kg or 0.6 to 2.4 times the maximum human dose on a mg/m² basis. There was, however, evidence of embryo/fetal toxicity. Delays in skeletal ossification were detected in rat fetuses at doses of 50 and 200 mg/kg (0.6 and 2.4 times the maximum human dose on a mg/m² basis) and in rabbits at 50 and 100 mg/kg (1.2 and 2.4 times the maximum human dose on a mg/m² basis). Fetal body weight was reduced in rat fetuses at 200 mg/kg and rabbit fetuses at 100 mg/kg (2.4 times the maximum human dose on a mg/m² basis for both species). There was an increased incidence of a minor soft tissue anomaly (carpal/tarsal flexure) in rabbit fetuses at a dose of 100 mg/kg (2.4 times the maximum human dose on a mg/m² basis). Evidence of maternal toxicity (i.e., decreases in body weight gain and/or death) was observed at the high dose in the rat study and at all doses in the rabbit study. In a peri/postnatal reproductive study in rats, no drug-related effects were observed at doses of 1, 10, and 20 mg/kg or 0.01, 0.12, and 0.24 times the maximum human dose on a mg/m² basis. However, in a preliminary peri/postnatal study, there were increases in fetal and pup death, and decreases in mean litter weight at 150 mg/kg, or 3.0 times the maximum human dose on a mg/m² basis. There are no adequate and well-controlled studies in pregnant women and quetiapine should be used during pregnancy only if the potential benefit justifies the potential risk to the fetus.

Labor and Delivery The effect of SEROQUEL on labor and delivery in humans is unknown.

Nursing Mothers SEROQUEL was excreted in milk of treated animals during lactation. It is not known if SEROQUEL is excreted in human milk. It is recommended that women receiving SEROQUEL should not breast feed.

Pediatric Use The safety and effectiveness of SEROQUEL in pediatric patients have not been established. Anyone considering the use of SEROQUEL in a child or adolescent must balance the potential risks with the clinical need.

Geriatric Use Of the approximately 3700 patients in clinical studies with SEROQUEL, 7% (232) were 65 years of age or over. In general, there was no indication of any different tolerability of SEROQUEL in the elderly compared to younger adults. Nevertheless, the presence of factors that might decrease pharmacokinetic clearance, increase the pharmacodynamic response to SEROQUEL, or cause poorer tolerance or orthostasis, should lead to consideration of a lower starting dose, slower titration, and careful monitoring during the initial dosing period in the elderly. The mean plasma clearance of SEROQUEL was reduced by 30% to 50% in elderly patients when compared to younger patients (see **Dosage and Administration**).

DRUG ABUSE AND DEPENDENCE

Controlled Substance SEROQUEL is not a controlled substance.

Abuse SEROQUEL has not been systematically studied, in animals or humans, for its potential for abuse, tolerance or physical dependence. While the clinical trials did not reveal any tendency for any drug-seeking behavior, these observations were not systematic and it is not possible to predict on the basis of this limited experience the extent to which a CNS-active drug will be misused, diverted, and/or abused once marketed. Consequently, patients should be evaluated carefully for a history of drug abuse, and such patients should be observed closely for signs of misuse or abuse of SEROQUEL, e.g., development of tolerance, increases in dose, drug-seeking behavior.

OVERDOSAGE

Human Experience In clinical trials, survival has been reported in acute overdoses of up to 30 grams of quetiapine. Most patients who overdosed experienced no adverse reactions or recovered fully from the reported reactions. Death has been reported in a clinical trial following an overdose of 13.6 grams of quetiapine alone. In general, reported signs and symptoms were those resulting from an exaggeration of the drugs known pharmacological effects, i.e. drowsiness and sedation, tachycardia and hypotension. Patients with pre-existing severe cardiovascular disease may be at an increased risk of the effects of overdose (see **Warnings and Precautions**). One case, involving an estimated overdose of 9600 mg, was associated with hypokalemia and first degree heart block. In post-marketing experience, there have been very rare reports of overdose of SEROQUEL alone resulting in death, coma, or QTc prolongation.

Management of Overdosage In case of acute overdosage, establish and maintain an airway and ensure adequate oxygenation and ventilation. Gastric lavage (after intubation, if patient is unconscious) and administration of activated charcoal together with a laxative should be considered. The

*adjusted for gender

possibility of obtundation, seizure or dystonic reaction of the head and neck following overdose may create a risk of aspiration with induced emesis. Cardiovascular monitoring should commence immediately and should include continuous electrocardiographic monitoring to detect possible arrhythmias. If antiarrhythmic therapy is administered, disopyramide, procainamide and quinidine carry a theoretical hazard of additive QT-prolonging effects when administered in patients with acute overdosage of SEROQUEL. Similarly it is reasonable to expect that the alpha-adrenergic-blocking properties of bretylium might be additive to those of quetiapine, resulting in problematic hypotension. There is no specific antidote to SEROQUEL. Therefore appropriate supportive measures should be instituted. The possibility of multiple drug involvement should be considered. Hypotension and circulatory collapse should be treated with appropriate measures such as intravenous fluids and/or sympathomimetic agents (epinephrine and dopamine should not be used, since beta stimulation may worsen hypotension in the setting of quetiapine-induced alpha blockade). In cases of severe extrapyramidal symptoms, anticholinergic medication should be administered. Close medical supervision and monitoring should continue until the patient recovers.

PATIENT COUNSELING INFORMATION

Prescribers or other health professionals should inform patients, their families, and their caregivers about the benefits and risks associated with treatment with SEROQUEL and should counsel them in its appropriate use. A patient Medication Guide about "Antidepressant Medicines, Depression and other Serious Mental Illness, and Suicidal Thoughts or Actions" is available for SEROQUEL. The prescriber or health professional should instruct patients, their families, and their caregivers to read the Medication Guide and should assist them in understanding its contents. Patients should be given the opportunity to discuss the contents of the Medication Guide and to obtain answers to any questions they may have. Patients should be advised of the following issues and asked to alert their prescriber if these occur while taking SEROQUEL.

Clinical Worsening and Suicide Risk Patients, their families, and their caregivers should be encouraged to be alert to the emergence of anxiety, agitation, panic attacks, insomnia, irritability, hostility, aggressiveness, impulsivity, akathisia (psychomotor restlessness), hypomania, mania, other unusual changes in behavior, worsening of depression, and suicidal ideation, especially early during antidepressant treatment and when the dose is adjusted up or down. Families and caregivers of patients should be advised to look for the emergence of such symptoms on a day-to-day basis, since changes may be abrupt. Such symptoms should be reported to the patient's prescriber or health professional, especially if they are severe, abrupt in onset, or were not part of the patient's presenting symptoms. Symptoms such as these may be associated with an increased risk for suicidal thinking and behavior and indicate a need for very close monitoring and possibly changes in the medication.

Increased Mortality in Elderly Patients with Dementia-Related Psychosis Patients and caregivers should be advised that elderly patients with dementia-related psychoses treated with atypical antipsychotic drugs are at increased risk of death compared with placebo. Quetiapine is not approved for elderly patients with dementia-related psychosis.

Neuroleptic Malignant Syndrome (NMS) Patients should be advised to report to their physician any signs or symptoms that may be related to NMS. These may include muscle stiffness and high fever.

Hyperglycemia and Diabetes Mellitus Patients should be aware of the symptoms of hyperglycemia (high blood sugar) and diabetes mellitus. Patients who are diagnosed with diabetes, those with risk factors for diabetes, or those that develop these symptoms during treatment should be monitored.

Orthostatic Hypotension Patients should be advised of the risk of orthostatic hypotension (symptoms include feeling dizzy or lightheaded upon standing) especially during the period of initial dose titration, and also at times of re-initiating treatment or increases in dose.

Leukopenia/Neutropenia Patients with a pre-existing low WBC or a history of drug induced leukopenia/neutropenia should be advised that they should have their CBC monitored while taking SEROQUEL (see **Warnings and Precautions**).

Interference with Cognitive and Motor Performance Patients should be advised of the risk of somnolence or sedation, especially during the period of initial dose titration. Patients should be cautioned about performing any activity requiring mental alertness, such as operating a motor vehicle (including automobiles) or operating machinery, until they are reasonably certain quetiapine therapy does not affect them adversely. Patients should limit consumption of alcohol during treatment with quetiapine.

Pregnancy and Nursing Patients should be advised to notify their physician if they become pregnant or intend to become pregnant during therapy. Patients should be advised not to breast feed if they are taking quetiapine.

Concomitant Medication As with other medications, patients should be advised to notify their physicians if they are taking, or plan to take, any prescription or over-the-counter drugs.

Heat Exposure and Dehydration Patients should be advised regarding appropriate care in avoiding overheating and dehydration.


SEROQUEL is a trademark of the AstraZeneca group of companies © AstraZeneca 2008

AstraZeneca Pharmaceuticals LP

Wilmington, DE 19850

Made in USA

35018-00 05/08 265755



Expert Panel CME Podcast:

ADVANCES IN THE DIAGNOSIS, PATHOGENESIS, AND MANAGEMENT OF FIBROMYALGIA SYNDROME

Available Free at <http://cmepsychcast.mblcommunications.com>

"Fibromyalgia Syndrome: Presentation, Diagnosis, Differential Diagnosis, and Vulnerability"

I. Jon Russell, MD, PhD, and Karen G. Raphael, PhD

"Psychophysical and Neurochemical Abnormalities of Pain Processing in Fibromyalgia"

Roland Staud, MD, and Michael Spaeth, MD

"Social Influences on the Concept of Fibromyalgia"

Harold Merskey, DM, FRCP, FRCPC, FRCPsych

"The Significance, Assessment, and Management of Nonrestorative Sleep in Fibromyalgia Syndrome"

Harvey Moldofsky, MD, Dip Psych, FRCPC, FAPA

"Fibromyalgia Syndrome: Approach to Management"

I. Jon Russell, MD, PhD

Funding for these podcasts has been provided by educational grants
from Eli Lilly and Company and Pfizer Inc.

CME 4

MBL
communications

PRIMARY PSYCHIATRY
The Largest Peer Reviewed Psychiatric Journal in the Nation

CNS SPECTRUMS
The International Journal of Neuropsychiatric Medicine

Psychiatry Weekly
The Leading News Service from Primary Psychiatry® and Physician's Weekly®

ADS
ALZHEIMER'S DISEASE SUMMIT



COMMUNIQUE

849 Can Antidepressants Act as Potential Pro-neoplastic Agents in Patients with Neurotrophic Factor-Related Cancers?

CLINICAL UPDATES IN NEUROPSYCHIATRY

852 News From the Field of Neuroscience

- *New Mechanisms of Action Explored in Promising Alzheimer's Disease Therapies*
- *Early Neuropsychological Testing Could Help Predict New Cases of Dementia*
- *In-School Mental Health Interventions Benefited Indonesian Children*
- *Genetic Predisposition May Play a Role in Some Anxiety Disorders*

TRENDS IN PSYCHOPHARMACOLOGY

855 Monoamine Oxidase Inhibitors: A Modern Guide to an Unrequited Class of Antidepressants

Stephen M. Stahl, MD, PhD, *University of California–San Diego*; and Angela Felker, MA, *Neuroscience Education Institute*

GRAND ROUNDS

872 Challenges in the Implementation of Manualized Psychotherapy in Combat-Related PTSD

Presenter: Maria Linden, MD

Discussant: Julia Golier, MD

Institution: The Mount Sinai School of Medicine

CONTINUING MEDICAL EDUCATION

911 Read the two CME-designated articles and complete the CME posttest to receive a maximum of 2 AMA PRA Category 1 Credits™. Also available online: www.cnsspectrums.com.

ACADEMIC SUPPLEMENT

Alzheimer's Disease Summit (ADS): Translating Research Advances Into Clinical Practice

Jeffrey L. Cummings, MD, Pierre N. Tariot, MD, Ziad Nassredine, MD, Kathleen Welsh-Bohmer, PhD, Ellen Woo, MD, Liana G. Apostolova, MD, Mark A. Mintun, MD, Elaine R. Peskind, MD, Gary W. Small, MD, Rachelle S. Doody, MD, PhD, Paul S. Aisen, MD, Norman R. Relkin, MD, PhD, Mary Sano, PhD, and Russell Katz, MD

Founded in 1996, *CNS Spectrums* is indexed in Index Copernicus and the *Index Medicus* database, and is available on MEDLINE under the citation *CNS Spectr*. *CNS Spectrums* is also the largest peer-reviewed, indexed neuropsychiatric journal in the United States.

This month's issue of *CNS Spectrums*, as well as a host of educational resources, enduring materials, and archived issues, is available at www.cnsspectrums.com.

For editorial inquiries, please fax us at 212-328-0600 or e-mail José Ralat at jrr@mbllcommunications.com. For bulk reprint purchases, please contact Christopher Naccari at cdn@mbllcommunications.com.



We can't wait.

*Because I don't want to lose
my son to the voices again.*

The voices in his head are back.
I can't bear to see him like this.

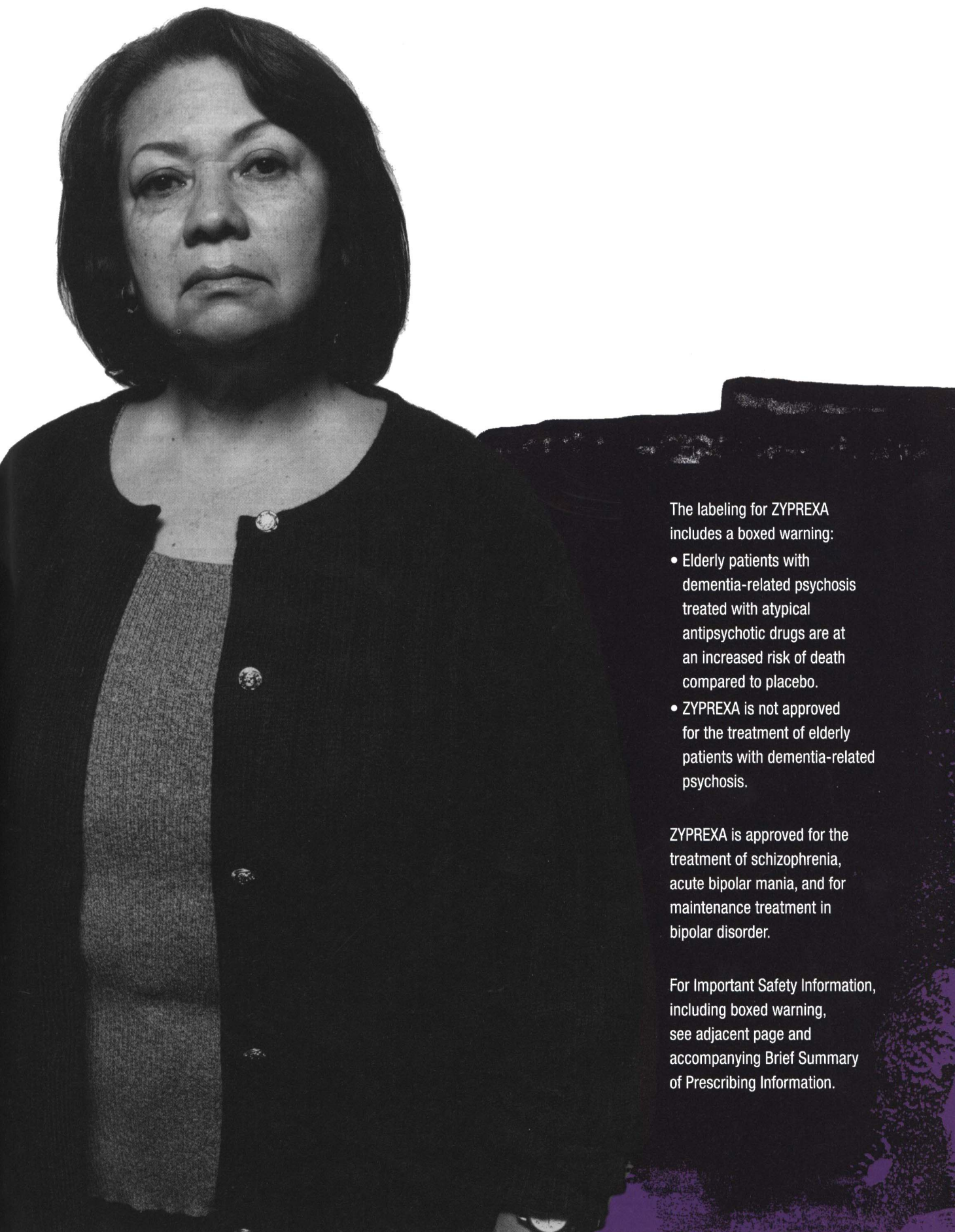
He was doing so well on his own.
This will ruin everything.
It could send him back to the hospital.

We're fighting to get
things back under control.
But we need help now.

ZYPREXA
Olanzapine

For resources to help you help your patients with
schizophrenia, visit www.ToolsForTheFight.com





The labeling for ZYPREXA includes a boxed warning:

- Elderly patients with dementia-related psychosis treated with atypical antipsychotic drugs are at an increased risk of death compared to placebo.
- ZYPREXA is not approved for the treatment of elderly patients with dementia-related psychosis.

ZYPREXA is approved for the treatment of schizophrenia, acute bipolar mania, and for maintenance treatment in bipolar disorder.

For Important Safety Information, including boxed warning, see adjacent page and accompanying Brief Summary of Prescribing Information.

Increased Mortality in Elderly Patients with Dementia-Related Psychosis

Elderly patients with dementia-related psychosis treated with atypical antipsychotic drugs are at an increased risk of death compared to placebo. Analyses of seventeen placebo-controlled trials (modal duration of 10 weeks) in these patients revealed a risk of death in the drug-treated patients of between 1.6 to 1.7 times that seen in placebo-treated patients. Over the course of a typical 10-week controlled trial, the rate of death in drug-treated patients was about 4.5%, compared to a rate of about 2.6% in the placebo group. Although the causes of death were varied, most of the deaths appeared to be either cardiovascular (eg, heart failure, sudden death) or infectious (eg, pneumonia) in nature. ZYPREXA is not approved for the treatment of elderly patients with dementia-related psychosis.

Cerebrovascular adverse events (CVAE), including stroke, in elderly patients with dementia—Cerebrovascular adverse events (eg, stroke, transient ischemic attack), including fatalities, were reported in patients in trials of ZYPREXA in elderly patients with dementia-related psychosis. In placebo-controlled trials, there was a significantly higher incidence of CVAE in patients treated with ZYPREXA compared to patients treated with placebo. ZYPREXA is not approved for the treatment of patients with dementia-related psychosis.

Hyperglycemia—Hyperglycemia, in some cases associated with ketoacidosis, coma, or death, has been reported in patients treated with atypical antipsychotics including olanzapine. While relative risk estimates are inconsistent, the association between atypical antipsychotics and increases in glucose levels appears to fall on a continuum and olanzapine appears to have a greater association than some other atypical antipsychotics. Physicians should consider the risks and benefits when prescribing olanzapine to patients with an established diagnosis of diabetes mellitus, or having borderline increased blood glucose level. Patients taking olanzapine should be monitored regularly for worsening of glucose control. Persons with risk factors for diabetes who are starting on atypical antipsychotics should undergo baseline and periodic fasting blood glucose testing. Patients who develop symptoms of hyperglycemia during treatment should undergo fasting blood glucose testing.

Hyperlipidemia—Undesirable alterations in lipids have been observed with olanzapine use. Clinical monitoring, including baseline and follow-up lipid evaluations in patients using olanzapine, is advised. Significant, and sometimes very high, elevations in triglyceride levels have been observed with olanzapine use. Modest mean increases in total cholesterol have also been seen with olanzapine use.

Weight gain—Potential consequences of weight gain should be considered prior to starting olanzapine. Patients receiving olanzapine should receive regular monitoring of weight.

Neuroleptic malignant syndrome (NMS)—As with all antipsychotic medications, a rare and potentially fatal condition known as NMS has been reported with olanzapine. If signs and symptoms appear, immediate discontinuation is recommended. Clinical manifestations of NMS are hyperpyrexia, muscle rigidity, altered mental status and evidence of autonomic instability (irregular pulse or blood pressure, tachycardia, diaphoresis and cardiac dysrhythmia). Additional signs may include elevated creatinine phosphokinase, myoglobinuria (rhabdomyolysis), and acute renal failure.

Tardive dyskinesia (TD)—As with all antipsychotic medications, prescribing should be consistent with the need to minimize the risk of TD. The risk of developing TD and the likelihood that it will become irreversible are believed to increase as the duration of treatment and the total cumulative dose of antipsychotic increase. The syndrome may remit, partially or completely, if antipsychotic treatment is withdrawn.

Other potentially serious adverse events include orthostatic hypotension, seizures, hyperprolactinemia, transaminase elevations, and dysphagia.

The safety and efficacy of ZYPREXA have not been established in patients under the age of 18 years.

Medication dispensing and prescribing errors have occurred between ZYPREXA® (olanzapine) and Zyrtec® (cetirizine HCl). These errors could result in unnecessary adverse events or potential relapse in patients suffering from schizophrenia or bipolar disorder. To reduce the potential for dispensing errors, please write ZYPREXA clearly.

The most common treatment-emergent adverse event associated with ZYPREXA (vs placebo) in 6-week acute-phase schizophrenia trials was somnolence (26% vs 15%). Other common events were dizziness (11% vs 4%), weight gain (6% vs 1%), personality disorder (COSTART term for nonaggressive objectionable behavior; 8% vs 4%), constipation (9% vs 3%), akathisia (5% vs 1%), and postural hypotension (5% vs 2%).

The most common treatment-emergent adverse event associated with ZYPREXA (vs placebo) in 3- and 4-week bipolar mania trials was somnolence (35% vs 13%). Other common events were dry mouth (22% vs 7%), dizziness (18% vs 6%), asthenia (15% vs 6%), constipation (11% vs 5%), dyspepsia (11% vs 5%), increased appetite (6% vs 3%), and tremor (6% vs 3%).

For complete safety profile, see the full Prescribing Information.

ZYPREXA is a registered trademark of Eli Lilly and Company.
Zyrtec is a registered trademark of UCB, SA.

ZYPREXA® (Olanzapine Tablets)
ZYPREXA® ZYDIS® (Olanzapine Orally Disintegrating Tablets)
ZYPREXA® IntraMuscular (Olanzapine for Injection)
Brief Summary: Please consult package insert for complete prescribing information.

WARNING

Increased Mortality in Elderly Patients with Dementia-Related Psychosis—Elderly patients with dementia-related psychosis treated with atypical antipsychotic drugs are at an increased risk of death compared to placebo. Analyses of 17 placebo-controlled trials (modal duration of 10 weeks) in these patients revealed a risk of death in the drug-treated patients of between 1.6 to 1.7 times that seen in placebo-treated patients. Over the course of a typical 10-week controlled trial, the rate of death in drug-treated patients was about 4.5%, compared to a rate of about 2.6% in the placebo group. Although the causes of death were varied, most of the deaths appeared to be either cardiovascular (e.g., heart failure, sudden death) or infectious (e.g., pneumonia) in nature. ZYPREXA is not approved for the treatment of patients with dementia-related psychosis.

INDICATIONS AND USAGE: ZYPREXA and ZYPREXA ZYdis are indicated for short- and long-term treatment of schizophrenia, for acute manic and mixed episodes of bipolar I disorder, and for maintenance treatment in bipolar disorder. The use of ZYPREXA for extended periods should be periodically re-evaluated as to the long-term usefulness of the drug for the individual patient. ZYPREXA IntraMuscular is indicated for treatment of agitation associated with schizophrenia and bipolar I mania.

CONTRAINDICATIONS: Known hypersensitivity to olanzapine.

WARNINGS: Increased Mortality in Elderly Patients with Dementia-Related Psychosis—Elderly patients with dementia-related psychosis treated with atypical antipsychotic drugs are at an increased risk of death compared to placebo. ZYPREXA is not approved for the treatment of patients with dementia-related psychosis (see BOX WARNING).

In placebo-controlled clinical trials of elderly patients with dementia-related psychosis, the incidence of death in olanzapine-treated patients (3.5%) was significantly greater than placebo-treated patients (1.5%).

Cerebrovascular Adverse Events, Including Stroke, in Elderly Patients with Dementia—Cerebrovascular adverse events (e.g., stroke, transient ischemic attack), including fatalities, were reported in patients in trials of olanzapine in elderly patients with dementia-related psychosis. In placebo-controlled trials, there was a significantly higher incidence of cerebrovascular adverse events in patients treated with olanzapine compared to patients treated with placebo. Olanzapine is not approved for the treatment of patients with dementia-related psychosis.

Hyperglycemia—Hyperglycemia, in some cases associated with ketoacidosis, coma, or death, has been reported in patients treated with atypical antipsychotics including olanzapine. Assessment of the relationship between atypical antipsychotic use and glucose abnormalities is complicated by the possibility of an increased background risk of diabetes in patients with schizophrenia and the increasing incidence of diabetes mellitus in the general population. While relative risk estimates are inconsistent, the association between atypical antipsychotics and increases in glucose levels appears to fall on a continuum and olanzapine appears to have a greater association than some other atypical antipsychotics. See the package insert for information on glycemic changes in adult and adolescent populations.

Physicians should consider the risks and benefits when prescribing olanzapine to patients with an established diagnosis of diabetes mellitus or having borderline increased blood glucose level (fasting 100-126 mg/dL, non-fasting 140-200 mg/dL). Patients taking olanzapine should be monitored regularly for worsening of glucose control. Patients with risk factors for diabetes who are starting treatment with atypicals should have fasting blood glucose (FBG) testing at baseline and periodically during treatment. Any patient treated with atypicals should be monitored for symptoms of hyperglycemia. Patients who develop symptoms of hyperglycemia during treatment with atypicals should undergo FBG testing.

Hyperlipidemia—Undesirable alterations in lipids have been observed with olanzapine use. Clinical monitoring, including baseline and follow-up lipid evaluations in patients using olanzapine, is advised. Significant, and sometimes very high (>500 mg/dL), elevations in triglyceride levels have been observed with olanzapine use. Modest mean increases in total cholesterol have also been seen with olanzapine use. See the package insert for information on lipid changes in adult and adolescent populations.

Weight Gain—Potential consequences of weight gain should be considered prior to starting olanzapine. Patients receiving olanzapine should receive regular monitoring of weight. See the package insert for information on weight change in adult and adolescent populations.

Neuroleptic Malignant Syndrome (NMS)—Potentially fatal NMS has been reported in association with administration of antipsychotic drugs, including olanzapine. See the package insert for information on management of NMS. Patients requiring antipsychotic drug treatment after recovery from NMS should be carefully monitored since recurrences have been reported.

Tardive Dyskinesia (TD)—Potentially irreversible TD may develop in patients treated with antipsychotic drugs. Although the prevalence of TD appears to be highest among the elderly, especially elderly women, it is impossible to predict which patients are more likely to develop the syndrome. If signs and symptoms of TD appear, consider drug discontinuation.

PRECAUTIONS: Hemodynamic Effects—Olanzapine may induce orthostatic hypotension associated with dizziness; tachycardia; and in some patients, syncope. Hypotension, bradycardia with/without hypotension, tachycardia, and syncope were also reported during the clinical trials with intramuscular olanzapine for injection. Incidence of syncope was 0.6%, 15/2500 with oral olanzapine in phase 2-3 trials and 0.3%, 2/722 with intramuscular olanzapine for injection in clinical trials. Three normal volunteers in phase 1 studies with intramuscular olanzapine experienced hypotension, bradycardia, and sinus pauses of up to 6 seconds that spontaneously resolved (in 2 cases the events occurred on intramuscular olanzapine, and in 1 case, on oral olanzapine). The risk for this sequence of events may be greater in nonpsychiatric patients compared to psychiatric patients who are possibly more adapted to certain effects of psychotropic drugs. Patients should remain recumbent if drowsy or dizzy after injection with intramuscular olanzapine for injection until examination has indicated they are not experiencing postural hypotension, bradycardia, and/or hypotension. Olanzapine should be used with particular caution in patients with known cardiovascular disease (history of myocardial infarction or ischemia, heart failure, or conduction abnormalities), cerebrovascular disease, and conditions which would predispose patients to hypotension (dehydration, hypovolemia, and treatment with antihypertensive medications) where the occurrence of syncope, or hypotension and/or bradycardia might put them at increased medical risk. Caution is necessary in patients receiving treatment with other drugs having effects that can induce hypotension, bradycardia, respiratory or CNS depression (see Drug Interactions). Concomitant administration of intramuscular olanzapine and parenteral benzodiazepine has not been studied and is not recommended. If such combination treatment is considered, careful evaluation of clinical status for excessive sedation and cardiorespiratory depression is recommended.

Seizures—During premarketing testing, seizures occurred in 0.9% (22/2500) of olanzapine-treated patients, regardless of causality. Use cautiously in patients with a history of seizures or with conditions that potentially lower the seizure threshold.

Hyperprolactinemia—Like other drugs that antagonize dopamine D₂ receptors, olanzapine elevates prolactin levels; a modest elevation persists during chronic administration. Tissue culture experiments indicate that approximately one-third of human breast cancers are prolactin dependent in vitro. However, neither clinical nor epidemiologic studies have shown an association between chronic administration of this class of drugs and tumorigenesis in humans; the available evidence is inconclusive.

Transaminase Elevations—In placebo-controlled studies, clinically significant ALT (SGPT) elevations (≥3 times the upper limit of normal) were observed in 2% (6/243) of patients exposed to olanzapine compared to no (0/115) placebo patients. None of these patients experienced jaundice. Among about 2400 patients with baseline SGPT ≤90 IU/L, 2% (50/2381) had asymptomatic SGPT elevations to >200 IU/L. Most were transient changes that tended to normalize while olanzapine treatment was continued. Among 2500 patients in oral olanzapine trials, about 1% (23/2500) discontinued treatment due to transaminase increases. Rare postmarketing reports of hepatitis have been received. Very rare cases of cholestatic or mixed liver injury have also been reported in the postmarketing period. Exercise caution in patients who have signs and symptoms of hepatic impairment; preexisting conditions associated with limited hepatic functional reserve; or concomitant treatment with potentially hepatotoxic drugs (see Laboratory Tests, below).

Potential for Cognitive and Motor Impairment—Somnolence was a commonly reported, dose-related adverse event in premarketing trials (olanzapine 26% vs placebo 15%). Somnolence led to discontinuation in 0.4% (9/2500) of patients in the oral premarketing database.

Body Temperature Regulation—Use appropriate care when prescribing olanzapine for patients who will be experiencing conditions that may contribute to an elevation in core body temperature.

Dysphagia—Esophageal dysmotility and aspiration have been associated with antipsychotic drug use. Aspiration pneumonia is a common cause of morbidity and mortality in patients with advanced Alzheimer's disease. Olanzapine and other antipsychotic drugs should be used cautiously in patients at risk for aspiration pneumonia.

Suicide—The possibility of a suicide attempt is inherent in schizophrenia and in bipolar disorder, and close supervision of high-risk patients should accompany drug therapy. Prescriptions for olanzapine should be written for the smallest quantity of tablets consistent with good patient management.

Use in Patients with Concomitant Illnesses—Olanzapine should be used with caution in patients with clinically significant prostatic hypertrophy, narrow angle glaucoma, or a history of paralytic ileus.

In 5 placebo-controlled studies in elderly patients with dementia-related psychosis (n=1184), these treatment-emergent adverse events were reported with olanzapine at an incidence of ≥2% and significantly greater than with placebo: falls, somnolence, peripheral edema, abnormal gait, urinary incontinence, lethargy, increased weight, asthenia, pyrexia, pneumonia, dry mouth, visual hallucinations. Discontinuation due to adverse events was significantly greater with olanzapine than placebo (13% vs 7%). Elderly patients with dementia-related psychosis treated with olanzapine are at an increased risk of death compared to placebo. Olanzapine is not approved for treatment of patients with dementia-related psychosis. If the prescriber elects to treat this patient population, vigilance should be exercised (see BOX WARNING and WARNINGS).

Because of the risk of orthostatic hypotension with olanzapine, use caution in cardiac patients (see Hemodynamic Effects).

Information for Patients—Patients should be advised of the potential risk of hyperglycemia-related adverse events and monitored regularly for worsening of glucose control. Patients should be counseled that olanzapine is associated with weight gain and should have their weight monitored regularly. See the package insert for additional information to discuss with patients taking olanzapine.

Laboratory Tests—Periodic assessment of transaminases is recommended in patients with significant hepatic disease.

Drug Interactions—Use caution when olanzapine is taken in combination with other centrally acting drugs and alcohol. Olanzapine may enhance the effects of certain antihypertensive agents. Olanzapine may antagonize the effects of levodopa and dopamine agonists. Agents that induce CYP1A2 or glucuronol transferase enzymes (e.g., omeprazole, rifampin) may cause an increase in olanzapine clearance. Inhibitors of CYP1A2 could potentially inhibit olanzapine clearance. Although olanzapine is metabolized by multiple enzyme systems, induction or inhibition of a single enzyme may appreciably alter olanzapine clearance. A dosage adjustment may need to be considered with specific drugs.

Activated charcoal (1 g) reduced the Cmax and AUC of oral olanzapine by about 60%. Single doses of cimetidine (800 mg) or aluminum- and magnesium-containing antacids did not affect the oral bioavailability of olanzapine. Carbamazepine (200 mg bid) causes an approximately 50% increase in the clearance of olanzapine. Higher daily doses of carbamazepine may cause an even greater increase in olanzapine clearance. Neither ethanol (45 mg/70 kg single dose) nor warfarin (20 mg single dose) had an effect on olanzapine pharmacokinetics. Fluoxetine at 60 mg (single or multiple doses) causes a small increase in the Cmax of olanzapine and a small decrease in olanzapine clearance; however, the impact of this factor is small in comparison to the overall variability between individuals, and dose modification is not routinely recommended. Fluvoxamine decreases the clearance of olanzapine; lower doses of olanzapine should be considered in patients receiving fluvoxamine concomitantly. In vitro data suggest that a clinically significant pharmacokinetic interaction between olanzapine and valproic acid is unlikely.

Olanzapine is unlikely to cause clinically important drug interactions mediated by the enzymes CYP1A2, CYP2C9, CYP2C19, CYP2D6, and CYP3A. Single doses of olanzapine did not affect the pharmacokinetics of imipramine/desipramine or warfarin. Multiple doses of olanzapine did not influence the kinetics of diazepam/N-desmethyldiazepam, lithium, ethanol, or biperiden. However, coadministration of either diazepam or ethanol reduced the orthostatic hypotension observed with olanzapine. Multiple doses of olanzapine did not affect the pharmacokinetics of theophylline or its metabolites. Co-administration of intramuscular lorazepam and intramuscular olanzapine for injection added to the somnolence observed with either drug alone (see Hemodynamic Effects).

Carcinogenesis, Mutagenesis, Impairment of Fertility—The incidence of liver hemangiomas and hemangiosarcomas in female mice was significantly increased in one carcinogenicity study at 2 times the maximum human daily oral dose (MHDD) but not in another study at 2-5 times the MHDD (mg/m² basis). In this study there was a high incidence of early mortalities in males in the 30/20 mg/kg/d group. The incidence of mammary gland adenomas and adenocarcinomas was significantly increased in female mice and rats given olanzapine at 0.5 and 2 times the MHDD respectively (mg/m² basis). In other studies, serum prolactin measurements of olanzapine showed elevations up to 4-fold in rats at the same doses used in the carcinogenicity studies. The relevance for human risk of the finding of prolactin mediated endocrine tumors in rodents is unknown. No evidence of mutagenic potential for olanzapine has been found.

In rats, fertility (males) and mating performance (males and females) were affected at doses 1.5-11 times the MHDD (mg/m² basis). Diestrus was prolonged and estrous delayed at 0.6 times the MHDD (mg/m² basis); therefore, olanzapine may produce a delay in ovulation.

Pregnancy Category C—There are no adequate and well-controlled studies in pregnant women. Olanzapine should be used in pregnancy only if the potential benefit justifies the potential risk to the fetus.

Labor and Delivery, Nursing Mothers—Parturition in rats was not affected by olanzapine; its effect on labor and delivery in humans is unknown. In a study in lactating, healthy women, olanzapine was excreted in breast milk. Mean infant dose at steady state was estimated to be 1.8% of the maternal dose. It is recommended that women receiving olanzapine should not breast-feed.

Use in Pediatric and Geriatric Patients—The safety and efficacy of olanzapine have not been established in patients under the age of 18 years. In premarketing clinical trials in patients with schizophrenia, there was no indication of any different tolerability of olanzapine in the elderly compared to younger adult patients. Studies in elderly patients with dementia-related psychosis have suggested there may be a different tolerability profile in these patients. Elderly patients with dementia-related psychosis treated with olanzapine are at an increased risk of death compared to placebo. Olanzapine is not approved for treatment of patients with dementia-related psychosis. If the prescriber elects to treat these patients, vigilance should be exercised. Consider a lower starting dose for any geriatric patient in the presence of factors that might decrease pharmacokinetic clearance or increase the pharmacodynamic response to olanzapine (see BOX WARNING, WARNINGS, and PRECAUTIONS).

ADVERSE REACTIONS: The following findings are based on a clinical trial database consisting of 8661 patients with approximately 4165 patient-years of exposure to oral olanzapine and 722 patients with exposure to intramuscular olanzapine for injection, including patients with schizophrenia, bipolar mania, or Alzheimer's disease (oral olanzapine trials) and patients with agitation associated with schizophrenia, bipolar I disorder (manic or mixed episodes), or dementia (intramuscular olanzapine for injection trials). See the package insert for details on these trials. Certain portions of the discussion below relating to dose-dependent adverse events, vital sign changes, weight gain, laboratory changes, and ECG changes are derived from studies in patients with schizophrenia and have not been duplicated for bipolar mania or agitation; however, this information is also generally applicable to bipolar mania and agitation.

Associated with Discontinuation—Overall there was no difference in discontinuations due to adverse events in placebo-controlled oral olanzapine trials (olanzapine vs placebo: schizophrenia, 5% vs 6%; bipolar mania monotherapy, 2% vs 2%; bipolar mania cotherapy, 11% [olanzapine plus lithium or valproate] vs 2% [lithium or valproate alone]); or in placebo-controlled intramuscular olanzapine for injection trials (olanzapine for injection, 0.4% placebo 0%). Discontinuations in oral schizophrenia trials due to increases in SGPT were considered to be drug related (olanzapine 2% vs placebo 0%; see PRECAUTIONS).

Commonly Observed Adverse Events—In 6-week, placebo-controlled, premarketing schizophrenia trials, the most common treatment-emergent adverse events associated with oral olanzapine (incidence ≥5% and olanzapine incidence at least twice that for placebo) were: postural hypotension, constipation, weight gain, dizziness, personality disorder (COSTART term for nonaggressive objectionable behavior), and akathisia. In 3- and 4-week placebo-controlled bipolar mania monotherapy trials, the most common treatment-emergent adverse events associated with oral olanzapine were: asthenia, dry mouth, constipation, dyspepsia, increased appetite, somnolence, dizziness, and tremor. In short-term bipolar mania combination therapy trials, the most common treatment-emergent adverse events observed with olanzapine plus lithium or valproate were dry mouth, weight gain, increased appetite, dizziness, back pain, constipation, speech disorder, increased salivation, amnesia, and paresthesia. In 24-hour placebo-controlled trials of intramuscular olanzapine for injection for agitation associated with schizophrenia or bipolar mania, somnolence was the one adverse event observed at an incidence of ≥5% and at least twice that for placebo (olanzapine for injection 6%, placebo 3%).

Adverse Events with an Incidence ≥2% in Oral Monotherapy Trials—The following treatment-emergent events were reported at an incidence of ≥2% with oral olanzapine (doses ≥2.5 mg/d), and at a greater incidence with olanzapine than with placebo in short-term placebo-controlled trials (olanzapine N=532, placebo N=294): **Body as a Whole**—accidental injury, asthenia, fever, back pain, chest pain; **Cardiovascular**—postural hypotension, tachycardia, hypertension; **Digestive**—dry mouth, constipation, dyspepsia, vomiting, increased appetite; **Hemic and Lymphatic**—ecchymosis; **Metabolic and Nutritional**—weight gain, peripheral edema; **Musculoskeletal**—extremity pain (other than joint, joint pain); **Nervous System**—somnolence, insomnia, dizziness, abnormal gait, tremor, akathisia, hypertonia, articulation impairment; **Respiratory**—rhinitis, cough increased, pharyngitis; **Special Senses**—amblyopia; **Urogenital**—urinary incontinence, urinary tract infection.

Adverse Events with an Incidence ≥2% in Oral Combination Therapy Trials—The following treatment-emergent events were reported at an incidence of ≥2% with oral olanzapine (doses ≥2.5 mg/d) plus lithium or valproate (N=229), and at a greater incidence than with placebo plus lithium or valproate (N=115) in short-term placebo-controlled trials: **Body as a Whole**—asthenia, back pain, accidental injury, chest pain; **Cardiovascular**—hypertension; **Digestive**—dry mouth, increased appetite, thirst, constipation, increased salivation; **Metabolic and Nutritional**—weight gain, peripheral edema, edema; **Nervous System**—somnolence, tremor, depression, dizziness, speech disorder, amnesia, paresthesia, apathy, confusion, euphoria, incoordination; **Respiratory**—pharyngitis, dyspnea; **Skin and Appendages**—sweating, acne, dry skin; **Special Senses**—amblyopia, abnormal vision; **Urogenital**—dysmenorrhea, vaginitis.

ZYPREXA® (Olanzapine Tablets)
ZYPREXA® ZYDIS® (Olanzapine Orally Disintegrating Tablets)
ZYPREXA® IntraMuscular (Olanzapine for Injection)

PV 6240 AMP

ZYPREXA® (Olanzapine Tablets)
ZYPREXA® ZYDIS® (Olanzapine Orally Disintegrating Tablets)
ZYPREXA® IntraMuscular (Olanzapine for Injection)

PV 6240 AMP

Adverse Events with an Incidence $\geq 1\%$ in Intramuscular Trials—The following treatment-emergent adverse events were reported at an incidence of $\geq 1\%$ with intramuscular olanzapine for injection (2.5-10 mg/injection) and at incidence greater than placebo in short-term, placebo-controlled trials in agitated patients with schizophrenia or bipolar mania: **Body as a Whole**—asthenia; **Cardiovascular**—hypotension, postural hypotension; **Nervous System**—somnia, dizziness, tremor.

Dose Dependency of Adverse Events in Short-Term, Placebo-Controlled Trials—Extrapyramidal Symptoms—In an acute-phase controlled clinical trial in schizophrenia, there was no significant difference in ratings scales incidence between any dose of oral olanzapine (5 \pm 2.5, 10 \pm 2.5, or 15 \pm 2.5 mg/d) and placebo for parkinsonism (Simpson-Angus Scale total score >3) or akathisia (Barnes Akathisia global score ≥ 2). In the same trial, only akathisia events (spontaneously reported COSTART terms akathisia and hyperkinesia) showed a statistically significantly greater adverse events incidence with the 2 higher doses of olanzapine than with placebo. The incidence of patients reporting any extrapyramidal event was significantly greater than placebo only with the highest dose of oral olanzapine (15 \pm 2.5 mg/d). In controlled clinical trials of intramuscular olanzapine for injection, there were no statistically significant differences from placebo in occurrence of any treatment-emergent extrapyramidal symptoms, assessed by either rating scales incidence or spontaneously reported adverse events.

Dystonia Class Effect—Dystonia symptoms (prolonged abnormal contractions of muscle groups) may occur in susceptible individuals during the first few days of treatment. While these symptoms can occur at low doses, the frequency and severity are greater with high potency and at higher doses of first-generation antipsychotics. In general, an elevated risk of acute dystonia may be observed in males and younger age groups receiving antipsychotics; however, dystonic events have been reported infrequently ($<1\%$) with olanzapine.

Other Adverse Events—Dose-relatedness of adverse events was assessed using data from this same clinical trial involving 3 fixed oral dosage ranges (5 \pm 2.5, 10 \pm 2.5, or 15 \pm 2.5 mg/d) compared with placebo. The following treatment-emergent events showed a statistically significant trend: asthenia, dry mouth, nausea, somnolence, tremor.

In an 8-week, randomized, double-blind study in patients with schizophrenia, schizophreniform disorder, or schizoaffective disorder comparing fixed doses of 10, 20, and 40 mg/d, statistically significant differences were seen between doses for the following: baseline to endpoint weight gain, 10 vs 40 mg/d; incidence of treatment-emergent prolactin elevations >24.2 ng/mL (female) or >18.77 ng/mL (male), 10 vs 40 mg/d and 20 vs 40 mg/d; fatigue, 10 vs 40 mg/d and 20 vs 40 mg/d; and dizziness, 20 vs 40 mg/d.

Vital Sign Changes—Oral olanzapine was associated with orthostatic hypotension and tachycardia in clinical trials. Intramuscular olanzapine for injection was associated with bradycardia, hypotension, and tachycardia in clinical trials (see PRECAUTIONS).

Laboratory Changes—Olanzapine is associated with asymptomatic increases in SGPT, SGOT, and GGT and with increases in serum prolactin and CPK (see PRECAUTIONS). Asymptomatic elevation of eosinophils was reported in 0.3% of olanzapine patients in premarketing trials. There was no indication of a risk of clinically significant neutropenia associated with olanzapine in the premarketing database.

ECG Changes—Analyses of pooled placebo-controlled trials revealed no statistically significant olanzapine/placebo differences in incidence of potentially important changes in ECG parameters, including QT, QTc, and PR intervals. Olanzapine was associated with a mean increase in heart rate of 2.4 BPM compared to no change among placebo patients.

Other Adverse Events Observed During Clinical Trials—The following treatment-emergent events were reported with oral olanzapine at multiple doses ≥ 1 mg/d in clinical trials (8661 patients, 4165 patient-years of exposure). This list may not include events previously listed elsewhere in labeling, those events for which a drug cause was remote, those terms which were so general as to be uninformative, and those events reported only once or twice which did not have a substantial probability of being acutely life-threatening. **Frequent** events occurred in $\geq 1/100$ patients; **infrequent** events occurred in 1/100 to 1/1000 patients; **rare** events occurred in $<1/1000$ patients. **Body as a Whole**—**Frequent**: dental pain, flu syndrome; **Infrequent**: abdomen enlarged, chills, face edema, intentional injury, malaise, moniliasis, neck pain, neck rigidity, pelvic pain, photosensitivity reaction, suicide attempt; **Rare**: chills and fever, hangover effect, sudden death. **Cardiovascular**—**Frequent**: hypotension; **Infrequent**: atrial fibrillation, bradycardia, cerebrovascular accident, congestive heart failure, heart arrest, hemorrhage, migraine, pallor, palpitation, vasodilatation, ventricular extrasystoles; **Rare**: arteritis, heart failure, pulmonary embolus. **Digestive**—**Frequent**: flatulence, increased salivation, thirst; **Infrequent**: dysphagia, esophagitis, fecal impaction, fecal incontinence, gastritis, gastroenteritis, gingivitis, hepatitis, melena, mouth ulceration, nausea and vomiting, oral moniliasis, periodontal abscess, rectal hemorrhage, stomatitis, tongue edema, tooth caries; **Rare**: aphthous stomatitis, enteritis, eructation, esophageal ulcer, glossitis, ileus, intestinal obstruction, liver fatty deposit, tongue discoloration. **Endocrine**—**Infrequent**: diabetes mellitus; **Rare**: diabetic acidosis, goiter. **Hemic and Lymphatic**—**Infrequent**: anemia, cyanosis, leukocytosis, leukopenia, lymphadenopathy, thrombocytopenia; **Rare**: normocytic anemia, thrombocythemia. **Metabolic and Nutritional**—**Infrequent**: acidosis, alkaline phosphatase increased, bilirubinemia, dehydration, hypercholesterolemia, hyperglycemia, hyperlipidemia, hyperuricemia, hypoglycemia, hypokalemia, hyponatremia, lower extremity edema, upper extremity edema; **Rare**: gout, hyperkalemia, hypernatremia, hypoproteinemia, ketosis, water intoxication. **Musculoskeletal**—**Frequent**: joint stiffness, twitching; **Infrequent**: arthritis, arthrosis, leg cramps, myasthenia; **Rare**: bone pain, bursitis, myopathy, osteoporosis, rheumatoid arthritis. **Nervous System**—**Frequent**: abnormal dreams, amnesia, delusions, emotional lability, euphoria, manic reaction, paresthesia, schizophrenic reaction; **Infrequent**: akinesia, alcohol misuse, antisocial reaction, ataxia, CNS stimulation, cogwheel rigidity, delirium, dementia, depersonalization, dysarthria, facial paralysis, hypesthesia, hypokinesia, hypotonia, incoordination, libido decreased, libido increased, obsessive compulsive symptoms, phobias, somatization, stimulant misuse, stupor, stuttering, tardive dyskinesia, vertigo, withdrawal syndrome; **Rare**: circumoral paresthesia, coma, encephalopathy, neuralgia, neuropathy, nystagmus, paralysis, subarachnoid hemorrhage, tobacco misuse. **Respiratory**—**Frequent**: dyspnea; **Infrequent**: apnea, asthma, epistaxis, hemoptysis, hyperventilation, hypoxia, laryngitis, voice alteration; **Rare**: atelectasis, hiccup, hypoventilation, lung edema, stridor. **Skin and Appendages**—**Frequent**: sweating; **Infrequent**: alopecia, contact dermatitis, dry skin, eczema, maculopapular rash, pruritus, seborrhea, skin discoloration, skin ulcer, urticaria, vesiculobullous rash; **Rare**: hirsutism, pustular rash. **Special Senses**—**Frequent**: conjunctivitis; **Infrequent**: abnormality of accommodation, blepharitis, cataract, deafness, diplopia, dry eyes, ear pain, eye hemorrhage, eye inflammation, eye pain, ocular muscle abnormality, taste perversion, tinnitus; **Rare**: corneal lesion, glaucoma, keratoconjunctivitis, macular hypopigmentation, miosis, mydriasis, pigment deposits lens. **Urogenital**—**Frequent**: vaginitis*; **Infrequent**: abnormal ejaculation*, amenorrhea*, breast pain, cystitis, decreased menstruation*, dysuria, female lactation*, glycosuria, gynecomastia, hematuria, impotence*, increased menstruation*, menorrhagia*, metrorrhagia*, polyuria, premenstrual syndrome*, pyuria, urinary frequency, urinary retention, urinary urgency, urination impaired, uterine fibroids enlarged*, vaginal hemorrhage*; **Rare**: albuminuria, breast enlargement, mastitis, oliguria. (*Adjusted for gender.)

The following treatment-emergent events were reported with intramuscular olanzapine for injection at one or more doses ≥ 2.5 mg/injection in clinical trials (722 patients). This list may not include events previously listed elsewhere in labeling, those events for which a drug cause was remote, those terms which were so general as to be uninformative, and those events reported only once or twice which did not have a substantial probability of being acutely life-threatening. **Body as a Whole**—**Frequent**: injection site pain; **Infrequent**: abdominal pain, fever. **Cardiovascular**—**Infrequent**: AV block, heart block, syncope. **Digestive**—**Infrequent**: diarrhea, nausea. **Hemic and Lymphatic**—**Infrequent**: anemia. **Metabolic and Nutritional**—**Infrequent**: creatine phosphokinase increased, dehydration, hyperkalemia. **Musculoskeletal**—**Infrequent**: twitching. **Nervous System**—**Infrequent**: abnormal gait, akathisia, articulation impairment, confusion, emotional lability. **Skin and Appendages**—**Infrequent**: sweating.

Postintroduction Reports—Reported since market introduction and temporally (not necessarily causally) related to olanzapine therapy: allergic reaction (e.g., anaphylactoid reaction, angioedema, pruritus or urticaria), diabetic coma, jaundice, neutropenia, pancreatitis, priapism, rhabdomyolysis, and venous thromboembolic events (including pulmonary embolism and deep venous thrombosis). Random cholesterol levels of ≥ 240 mg/dL and random triglyceride levels of ≥ 1000 mg/dL have been reported.

DRUG ABUSE AND DEPENDENCE: Olanzapine is not a controlled substance.

ZYPREXA is a registered trademark of Eli Lilly and Company. ZYDIS is a registered trademark of Catalent Pharma Solutions.

Literature revised March 10, 2008

PV 6240 AMP

PRINTED IN USA

 Eli Lilly and Company
Indianapolis, IN 46265, USA

www.ZYPREXA.com

Copyright © 1997, 2008, Eli Lilly and Company. All rights reserved.

ZYPREXA® (Olanzapine Tablets)
ZYPREXA® ZYDIS® (Olanzapine Orally Disintegrating Tablets)
ZYPREXA® IntraMuscular (Olanzapine for Injection) PV 6240 AMP