

## Original Research

**Cite this article:** Benatti B, Gironè N, Conti D, Cafaro R, Viganò C, Briguglio M, Marazziti D, Mucci F, Gambini O, Demartini B, Tundo A, Necci R, De Berardis D, Galentino R, De Michele S, Balestrino R, Albert U, Rigardetto S, Maina G, Grassi G, Pallanti S, Amerio A, Aguglia A, Prestia D, Amore M, Priori A, Servello D, Porta M, and Dell'Osso B (2022). Assessing response, remission, and treatment resistance in patients with obsessive-compulsive disorder with and without tic disorders: results from a multicenter study. *CNS Spectrums* 27(6), 747–753.

<https://doi.org/10.1017/S109285292100081X>

Received: 29 May 2021

Accepted: 02 September 2021

**Key words:**





Obsessive-compulsive disorder; tic disorder; psychopharmacology; treatment resistance; remission; response

**Author for correspondence:**

\*B. Benatti

Email: [beatrice.benatti@unimi.it](mailto:beatrice.benatti@unimi.it)

# Assessing response, remission, and treatment resistance in patients with obsessive-compulsive disorder with and without tic disorders: results from a multicenter study

Beatrice Benatti<sup>1,2\*</sup> , Nicolaja Girone<sup>1</sup>, Dario Conti<sup>1</sup>, Rita Cafaro<sup>1</sup>, Caterina Viganò<sup>1</sup>, Matteo Briguglio<sup>3</sup> , Donatella Marazziti<sup>4</sup> , Federico Mucci<sup>4</sup>, Orsola Gambini<sup>2,5</sup>, Benedetta Demartini<sup>2,5</sup>, Antonio Tundo<sup>6</sup>, Roberta Necci<sup>6</sup>, Domenico De Berardis<sup>7,8</sup> , Roberta Galentino<sup>3</sup>, Sara De Michele<sup>3</sup>, Roberta Balestrino<sup>9</sup>, Umberto Albert<sup>10,11</sup>, Sylvia Rigardetto<sup>12</sup>, Giuseppe Maina<sup>12</sup>, Giacomo Grassi<sup>13</sup>, Stefano Pallanti<sup>14</sup>, Andrea Amerio<sup>15,16</sup>, Andrea Aguglia<sup>15,16</sup>, Davide Prestia<sup>15,16</sup>, Mario Amore<sup>15,16</sup>, Alberto Priori<sup>2,5</sup>, Domenico Servello<sup>3</sup>, Mauro Porta<sup>3</sup> and Bernardo Dell'Osso<sup>1,2,14,17</sup> 

<sup>1</sup>Luigi Sacco University Hospital, Psychiatry 2 Unit, University of Milan, Milan, Italy, <sup>2</sup>“Aldo Ravelli” Center for Nanotechnology and Neurostimulation, University of Milan, Milan, Italy, <sup>3</sup>IRCCS Orthopedic Institute Galeazzi Department of Functional Neurosurgery, Tourette Center, Milan, Italy, <sup>4</sup>Department of Clinical and Experimental Medicine, Section of Psychiatry, University of Pisa, Pisa, Italy, <sup>5</sup>Department of Health Sciences, University of Milan, Milan, Italy, <sup>6</sup>Institute of Psychopathology, Rome, Italy, <sup>7</sup>Department of Mental Health, Psychiatric Service of Diagnosis and Treatment, Hospital “G. Mazzini”, NHS, Teramo, Italy, <sup>8</sup>Department of Neuroscience, Imaging and Clinical Science, Chair of Psychiatry, University “G. D’Annunzio”, Chieti, Italy, <sup>9</sup>Università Vita-Salute San Raffaele, Milano, Italy, <sup>10</sup>Dipartimento Universitario Clinico di Scienze Mediche Chirurgiche e della Salute, Università degli Studi di Trieste, Trieste, Italy, <sup>11</sup>SC Clinica Psichiatrica, Azienda Sanitaria Universitaria Giuliano-Isontina (ASUGI), Trieste, Italy, <sup>12</sup>San Luigi Gonzaga Hospital, University of Turin, Turin, Italy, <sup>13</sup>Brain Center Firenze, Florence, Italy, <sup>14</sup>Department of Psychiatry and Behavioral Sciences, Stanford University, Stanford, California, USA, <sup>15</sup>Department of Neuroscience, Rehabilitation, Ophthalmology, Genetics, Maternal and Child Health (DINOGMI), Section of Psychiatry, University of Genoa, Genoa, Italy, <sup>16</sup>IRCCS Ospedale Policlinico San Martino, Genoa, Italy, and <sup>17</sup>Centro per lo studio dei meccanismi molecolari alla base delle patologie neuro-psico-geriatriche”, University of Milan, Milan, Italy

**Abstract**

**Background.** Highlighting the relationship between obsessive-compulsive disorder (OCD) and tic disorder (TD), two highly disabling, comorbid, and difficult-to-treat conditions, Diagnostic and Statistical Manual of Mental Disorders, fifth edition (DSM-5) acknowledged a new “tic-related” specifier for OCD, ie, obsessive-compulsive tic-related disorder (OCTD). As patients with OCTD may frequently show poor treatment response, the aim of this multicenter study was to investigate rates and clinical correlates of response, remission, and treatment resistance in a large multicenter sample of OCD patients with versus without tics.

**Methods.** A sample of 398 patients with a DSM-5 diagnosis of OCD with and without comorbid TD was assessed from 10 different psychiatric departments across Italy. For the purpose of the study, treatment response profiles in the whole sample were analyzed comparing the rates of response, remission, and treatment-resistance as well as related clinical features. Multivariate logistic regressions were performed to identify possible factors associated with treatment response.

**Results.** The remission group was associated with later ages of onset of TD and OCD. Moreover, significantly higher rates of psychiatric comorbidities, TD, and lifetime suicidal ideation and attempts emerged in the treatment-resistant group, with larger degrees of perceived worsened quality of life and family involvement.

**Conclusions.** Although remission was associated with later ages of OCD and TD onset, specific clinical factors, such as early onset and presence of psychiatric comorbidities and concomitant TD, predicted a worse treatment response with a significant impairment in quality of life for both patients and their caregivers, suggesting a worse profile of treatment response for patients with OCTD.

**Introduction**

Obsessive-compulsive disorder (OCD) and tic disorder (TD) are highly disabling, often comorbid, chronic, and challenging conditions that affect adults and children and are responsible for a

significant socioeconomic burden for affected individuals, related families, caregivers, and communities.<sup>1,2</sup>

Comorbidity between OCD and TD is frequent,<sup>3,4</sup> and thus, it has been hypothesized that these disorders and their dimensions of symptoms may be closely interrelated, representing a specific subtype of illness, ie, obsessive-compulsive tic disorder (OCTD) with a peculiar presentation, course, and treatment response.<sup>5,6</sup> In the fifth edition of the Diagnostic and Statistical Manual of Mental Disorders (DSM),<sup>7</sup> OCD has been included in the new category of “OC and related disorders” and the new “tic-related” specifier was introduced. The definition of this specifier has encouraged new investigation of the epidemiology, clinical presentation, disability, and therapeutic response of patients with OCTD.<sup>8–11</sup> Moreover, some studies demonstrated that OCTD and OCD presentations could differ in many aspects, such as age at onset, gender prevalence, presence of sensory phenomena and specific obsessions, comorbidity with attention-deficit/hyperactivity disorder and positive family history for OCD and/or TD.<sup>5,12–14</sup> The presence of early onset, comorbidity, and chronic course in OCTD are thought to delineate a more severe illness compared to OCD without TD, although studies assessing severity of illness in OCTD have shown mixed results, with multiple concerns raised toward the definition of response/refractoriness in clinical practice.<sup>15</sup> However, no study has focused on how the presence of tics can influence response to treatments in patients with OCTD vs OCD.

In terms of treatment response, up to 60% of the patients with OCD do not respond or only partially respond to first-line pharmacological and psychotherapeutic treatments and some of them do not achieve a satisfactory response even with second-line treatment, ie, augmentation with atypical antipsychotic or with behavioral therapy.<sup>16–19</sup>

Several factors contribute to treatment resistance in patients with OCD, including disease severity, medical or psychiatric comorbidities, and exposure to chronic stressors.<sup>15,20</sup> In order to assess treatment response, the use of validated qualitative and quantitative scales is well established. The Yale-Brown Obsessive Compulsive Scale (Y-BOCS) is the most widely used instrument for measuring the severity of OCD symptoms.<sup>21</sup> An operational definition of the response can be identified by a Y-BOCS scores reduction of at least 35% after an adequate trial of a selective serotonin reuptake inhibitor (SSRI), while a reduction between 35% and 25% defines a partial response and a reduction of less than 25% defines a non-response.<sup>20,22</sup> The definition of clinical remission applies to individuals who no longer meet the diagnostic criteria for OCD, showing a Y-BOCS score  $\leq 12$  and a Clinical Global Impression-Severity (CGI-S) rating 1 (“normal, not at all ill”) or 2 (“borderline mentally ill”), lasting for at least 1 week, even if additional follow-up to assess whether response/remission status has been maintained over longer periods are recommended.<sup>22</sup> Operational definitions of response for TD have not been established yet. The Yale Global Tic Severity Scale (YGTSS) is a helpful tool for the assessment of tic severity.<sup>23</sup> Although a reduction of more than 35% from the baseline YGTSS score can be considered an indication of treatment response, no consensus on the use of this scale alone has been reached.<sup>24</sup>

In order to further investigate the epidemiology, presentation, and clinical course of OCTD, in 2020, a task force of Italian experts in the field of OCD and TD was created, including 10 tertiary clinics across 8 cities and 7 regions in Italy. As previously published studies, generated by the analysis of a collaborative sample of patients with OCD vs OCTD, have supported the notion of a more clinically severe phenotype for

patients with TD and OCTD, the aim of our multicenter study was to investigate clinical and sociodemographic features of OCD patients with or without tics, comparing subsamples of responders, partial responders, remitters, and treatment-resistant patients. Moreover, we further focused on potential predictors of remission, response, and treatment resistance, being these categories the most relevant for future research. We hypothesized that, in line with previous studies in the field, specific sociodemographic and clinical factors could predict a worse profile in relation to treatment response.

## Methods

Three hundred and ninety-eight patients with a DSM-5 diagnosis of OCD with and without comorbid TD (in this case meeting the criteria for the DSM-5 tic-related specifier) of whatever age and gender were recruited from 10 different psychiatric departments across Italy. All participating departments agreed sharing patients anonymized data for the purpose of the study. Diagnoses were obtained through the administration of a clinical structured interview based on DSM-5 criteria.<sup>7</sup> After obtaining written informed consent for using anonymized patients' information for research, patients were assessed using a previously shared questionnaire composed of 35 questions investigating the following dimensions: (a) main sociodemographic features (ie, age, gender, occupation, and marital status); (b) presence of TD; (c) clinical history (ie, ages at OCD onset and TD onset, presence of other psychiatric comorbidities and age at comorbidity onset, psychiatric family history, and psychiatric poly-comorbidity [ie, the co-occurrence of at least two comorbid psychiatric conditions other than OCD]), presence and type of current psychopharmacological treatment, presence of current psychotherapeutic treatment (every approach of psychotherapy was considered), and (d) perceived quality of life, family involvement, type of treatment response, presence of lifetime suicidal ideation, or suicide attempts. All patients recruited were receiving antidepressant (either SSRIs or clomipramine) and/or antipsychotic treatment, according to major guidelines recommendations, for at least 3 months.<sup>25–27</sup>

Sociodemographic and clinical variables were collected for the whole sample and subsequently compared for treatment-outcome subgroups, defined as follows: remission, treatment-resistance, response and partial/no response after antidepressant, and antipsychotic treatment lasting for at least 3 months. More specifically, response was defined as a Y-BOCS scores reduction of at least 35% after an adequate trial of an SSRI; partial response was defined as a Y-BOCS scores reduction between 35% and 25% and nonresponse was defined as a reduction of less than 25%; treatment resistance was defined as no change/worsening in Y-BOCS scores after 12 weeks of at least two treatment trials: either two trials of SSRI or one trial of SSRI and one trial of clomipramine.<sup>20,22</sup> Lastly, clinical remission definition was applied to patients no longer meeting OCD diagnostic criteria and showing a Y-BOCS score  $\leq 12$ .<sup>22</sup>

Statistical analyses were performed with Pearson's chi-squared test for categorical variables and ANOVA test for continuous variables. Multivariate logistic regressions were performed to analyze possible factors associated with remission, treatment-resistance, and responder conditions. All analyses were performed using Statistical Package for the Social Sciences (SPSS) 26.0 software for Windows (SPSS Inc, Chicago, IL). Statistical significance was set at  $P < .05$ .

**Table 1.** Comparison of Sociodemographic and Clinical Variables between Treatment Outcome Subgroups

	Remission N = 177 (44.7%)	Response N = 33 (8.3%)	Treatment-Resistance N = 63 (15.9%)	Partial/No Response N = 123 (31.1%)	Total Sample N = 398
Gender (M:F)	97 (54.8%); 80 (45.2%)	16 (48.5%); 17 (51.5%)	35 (55.6%); 28 (44.4%)	74 (60.2%); 49 (39.8%)	222 (55.8%); 176 (44.2%)
Occupation	142 (80.7%)	23 (69.7%)	38 (60.3%)	91 (74.0%)	295 (74.3%)
Age (y)	37.23 ± 13.62	34.50 ± 19.14	34.74 ± 13.9	33.44 ± 15.38	36.33 ± 14.44
Age at OCD onset (y)	21.09 ± 9.19	18.48 ± 9.89	17.98 ± 9.95	18.80 ± 19.95	20.07 ± 9.51
Age at TD onset (y)	<b>12.52 ± 5.26*</b>	<b>8.08 ± 3.26</b>	<b>10.70 ± 5.24</b>	<b>9.75 ± 5.21</b>	11.36 ± 5.22
Age at comorbidity onset (y)	23.26 ± 12.83	19.05 ± 12.12	21.45 ± 11.81	19.83 ± 12.28	22.16 ± 12.44
Psychiatric family history	102 (57.6%)	21 (63.6%)	43 (68.3%)	71 (57.7%)	237 (59.7%)
Early OCD onset (<18 y)	83 (48.3%)	19 (57.6%)	36 (62.1%)	71 (58.2%)	209 (54%)
Presence of psychiatric comorbidity	<b>78 (44.1%)</b>	<b>21 (63.6%)</b>	<b>46 (73%)**</b>	<b>78 (63.4%)</b>	225 (56.5%)
Presence of TD	<b>53 (29.9%)*</b>	<b>14 (42.4%)</b>	<b>32 (50.8%)</b>	<b>68 (55.3%)</b>	167 (42%)
Family involvement	<b>56 (31.8%)</b>	<b>9 (27.3%)</b>	<b>49 (77.8%)**</b>	<b>61 (49.6%)</b>	176 (44.3%)
Worsened quality of life	<b>36 (20.5%)**</b>	<b>9 (27.3%)</b>	<b>57 (90.5%)</b>	<b>84 (45.2%)</b>	186 (47%)
Lifetime suicidal ideation	<b>46 (39%)</b>	<b>7 (31.8%)</b>	<b>33 (78.6%)**</b>	<b>28 (43.1%)</b>	114(46.2%)
Lifetime suicidal attempts	<b>22 (14.5%)</b>	<b>1 (4.5%)</b>	<b>15 (34.1%)**</b>	<b>16 (18%)</b>	54(17.6%)
Mean number of psychotropics	1.79 ± .94	2.0 ± 1.05	2.8 ± .96	2.19 ± 1.01	2.08 ± 1.03
Taking AD	146 (42.4%)	30 (8.7%)	54 (15.7%)	114 (33.1%)	344 (87.3%)
Taking AP	58 (26.7%)	21 (9.7%)	56 (25.8%)	82 (37.8%)	217 (55.1%)

Values for categorical and continuous variables are expressed in percentages and mean ± SD, respectively. Reported variables had a percentage of missing data ranging from 1% to 10%. Boldface indicates parameters with statistically significant differences between the two subgroups.

Abbreviations: AD, antidepressants; AP, antipsychotic; OCD, obsessive-compulsive disorder; TD, tic disorder.

\*\* $P < .005$ .

\* $P < .05$ .

## Results

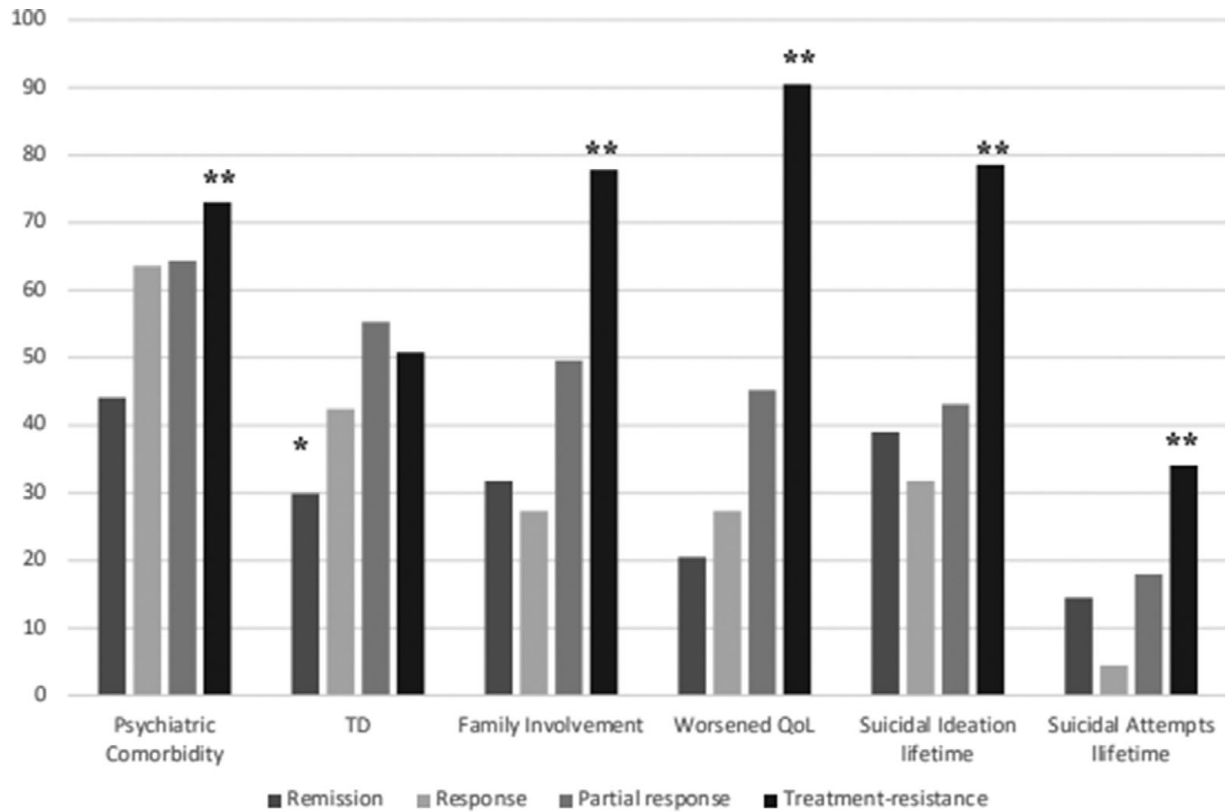
The sample included 398 patients with a diagnosis of OCD with and without comorbid TD, distributed as follows: 43 (10.8%) from Luigi Sacco University Hospital, Milan; 50 (12.6%) from IRCCS Orthopedic Institute Galeazzi, Milan; 16 (4%) from San Paolo Hospital, Milan; 60 (15.1%) from Istituto di Psicopatologia, Rome; 63 (15.8%) from Rita Levi Montalcini Department of Neuroscience, Turin and the Department of Biomedical Sciences of Alma Mater Studiorum University of Bologna; 24 (6%) from Institute of Neuroscience, Florence; 19 (4.8%) from the Department of Clinical and Experimental Medicine of Pisa; 38 (9.5%) from Teramo Hospital; and 85 (21.4%) from IRCCS Ospedale Policlinico San Martino, Genova.

Main sociodemographic and clinical variables of the whole sample are reported in Table 1. The whole sample showed a 55.8% male rate and a mean age of 36.33 ± 14.44 years. The mean age at OCD onset was 19.78 ± 10.16 years and mean age at comorbidity onset was 20.7 ± 9.51 years. The sample consisted of 231 (58%) patients with OCD but without TD and 167 (42%) patients with OCTD with a mean age at TD onset of 11.36 ± 5.22 years. Regarding pharmacological treatment, 87.3% of the whole sample was taking antidepressant and 55.1% antipsychotic with a mean number of psychotropics of 2.08 ± 1.03. Moreover, 60.5% of the whole sample was treated with psychotherapy. As regards treatment response, 44.7% of the total sample was in a condition of remission, 8.3% of response, 31.1% of partial/no response, and 15.9% were treatment-resistant patients.

For the purpose of the study, the whole sample was divided in four subgroups based on treatment-outcome profiles: response, partial/no response, treatment-resistance, and remission (see Table 1 and Figure 1). First, the remission group showed a significantly higher age at TD onset (12.52 ± 5.26 vs 8.08 ± 3.26 vs 10.7 ± 5.24 vs 9.75 ± 5.21 years;  $P < .05$ ) and higher age at OCD onset (21.09 ± 9.19 vs 18.48 ± 9.89 vs 17.98 ± 9.95 vs 18.80 ± 19.95 years;  $P = .058$ ) with a borderline statistical significance compared to the other groups.

A significantly higher rate of psychiatric comorbidities (73% vs 44.1% vs 63.6% vs 63.4%;  $P < .005$ ), TD in particular (50.8% vs 29.9% vs 42.4% vs 55.3%;  $P < .05$ ), emerged in the treatment-resistant group compared to remission, response groups and partial/no response. Significantly higher rates of family involvement and perceived worsened quality of life were found in treatment-resistant group (77.8% vs 31.8% vs 27.3% vs 49.6% and 90.5% vs 20.5% vs 27.3% vs 45.2%;  $P < .005$ ). Finally, the treatment-resistant group showed higher rates of lifetime suicidal ideation (78.6% vs 39.0% vs 31.8% vs 43.1%;  $P < .005$ ) and lifetime suicidal attempts (34.1% vs 14.5% vs 4.5% vs 18%;  $P < .005$ ) compared to the other groups. No differences emerged in terms of gender, positive psychiatric family history, age and age at comorbidity onset, psychopharmacological, and psychotherapeutic treatment correlates between groups (see Table 1).

We tested the predictor variables for multicollinearity before regression analysis. In our study, the lowest tolerance value was 0.954 and the highest Variance Inflation Factor (VIF) was 1.711. Accordingly, multicollinearity did not affect our regression model.



**Figure 1.** Comparison of clinical variables between treatment outcome subgroups. QoL, quality of life; TD, tic disorder. Boldface indicates parameters with statistically significant differences between the two subgroups; \*\* $P < .005$ ; \* $P < .05$ .

In the logistic regression model, the condition of remission was positively associated with having an occupation (odds ratio [OR] 2.634;  $P < .005$ ) and negatively associated with comorbid TD (ie, OCTD: OR 0.385;  $P < .005$ ; see Table 2). Concerning treatment-resistance condition, the logistic regression model showed a significant positive association with the presence of lifetime suicidal ideation (OR 4.588;  $P < .005$ ; see Table 2). Finally, the condition of responder was negatively associated with comorbid TD (OR 0.527;  $P < .05$ ), lifetime suicidal ideation (OR 0.535;  $P < .05$ ), and other psychiatric comorbidities (OR 0.594;  $P = .089$ ) although not reaching statistical significance. Moreover, a significant positive association with having an occupation emerged (OR 2.813;  $P < .005$ ; see Table 2).

## Discussion

In the present study, we sought to examine three different profiles of treatment response in patients OCD with and without TD. To the best of our knowledge, this is the first study that analyzes these specific variables in a multicentric sample of adult outpatients with OCD and OCTD.

Consistently with previously reported findings, OCTD patients showed an earlier age at onset, as compared to OCD patients without tics.<sup>2,28</sup> Regarding treatment response, our total sample showed higher rates of remission compared to the lower rates of responder conditions and treatment-resistant patients, in line with the current literature.<sup>20</sup> Furthermore, considering responders and remitter subjects together, 53% of the patients with OCD responded to an appropriate treatment, whereas 47% of the sample

did not respond to first-line or augmentation therapies. These results are consistent with previous research.<sup>16-19</sup> More in detail, our remission rates were 44.7% and response rates were 8.3%. The imbalance of the remission group compared to the responder group could be due to the long-term assessment of the present study in a tertiary setting.

When the different subgroups, divided on the basis of their longitudinal treatment outcome, were compared, significantly later ages at OCD and TD onset were observed in the remission group compared to both responder and treatment-resistant groups. Previous research has already acknowledged that early age of onset can be associated to higher overall OCD severity scores and lower remission rates.<sup>13,28-31</sup>

Moreover, in the remission group a lower rate of psychiatric comorbidities and TD emerged, showing a significant negative association with the presence of tic. Consistently, significantly higher rates of psychiatric comorbidities and TD were observed in treatment-resistant patients compared to the other subgroups. This finding is consistent with previous studies that identified higher rates of psychiatric comorbidities and an earlier OCD onset as negative predictors of treatment efficacy.<sup>32,33</sup> In addition, previous studies showed a correlation between the number of comorbid disorders, OCD severity and duration of illness.<sup>34</sup> Therefore, the presence of comorbidities predicted greater rates of treatment-resistance.<sup>35,36</sup> Of note, Shetti et al<sup>37</sup> have previously reported that the lack of therapeutic response was related to comorbid disorders, poor insight and the presence of sexual obsessions, washing, and multiple obsessions. In addition, the presence of TD was significantly associated with a worst treatment outcome. Furthermore, we observed that the condition of remission was positively associated

**Table 2.** Multivariate Logistic Regression of Factors Associated with Treatment-Outcome Subgroups

Variables	OR	95% CI		P value
		Lower	Upper	
<b>Remission</b>				
Gender	0.901	0.520	1.560	.708
Presence of TD	<b>0.385</b>	<b>0.205</b>	<b>0.722</b>	<b>.003**</b>
Presence of psychiatric comorbidity	0.830	0.456	1.512	.543
Psychiatric family history	1.117	0.616	2.025	.715
Lifetime suicidal ideation	0.816	0.457	1.455	.490
Age at OCD onset	0.993	0.957	1.030	.697
Occupation	<b>2.634</b>	<b>1.348</b>	<b>5.147</b>	<b>.005**</b>
<b>Treatment-resistance</b>				
Gender	1.013	0.479	2.140	.974
Presence of TD	1.181	0.515	2.708	.695
Presence of psychiatric comorbidity	1.130	0.485	2.634	.777
Psychiatric family history	1.525	0.653	3.562	.329
Lifetime suicidal ideation	<b>4.588</b>	<b>1.960</b>	<b>10.740</b>	<b>.00**</b>
Age at OCD onset	1.003	0.954	1.054	.916
Occupation	0.573	0.261	1.258	.165
<b>Response</b>				
Gender	1.057	0.607	1.840	.846
Presence of TD	<b>0.527</b>	<b>2.80</b>	<b>0.991</b>	<b>.047*</b>
Presence of psychiatric comorbidity	0.594	0.326	1.083	.089
Psychiatric family history	1.125	0.616	2.052	.702
Lifetime suicidal ideation	<b>0.535</b>	<b>0.301</b>	<b>0.954</b>	<b>.034*</b>
Age at OCD onset	0.982	0.945	1.020	.353
Occupation	<b>2.813</b>	<b>1.428</b>	<b>5.542</b>	<b>.003**</b>

Hosmer and Lemeshow test 0.342; 0.497; 0.582. Boldface indicates parameters with statistically significant differences between the two subgroups.

Abbreviations: CI, confidence interval; OCD, obsessive-compulsive disorder; OR, odd ratio; TD, tic disorder.

\*\* $P < .005$ .

\* $P < .05$ .

with having an occupation. Present finding is consistent with previous research, showing that OCD patients with higher severity and worse treatment outcomes suffer from a relevant disability, leading to impaired family and daily life activities, including professional and interpersonal relationships.<sup>15,38</sup>

Lastly, significantly higher rates of lifetime suicide ideation and lifetime suicide attempts emerged in treatment-resistant patients, showing a significant association with perceived worsened quality of life and higher family involvement compared to other groups. Consistently, previous ICOCS studies on suicide attempts in OCD patients showed higher rates of suicide attempts in patients with psychiatric and medical comorbidities, who presented TD as one of the most frequent comorbid conditions.<sup>39-41</sup> This result may be related to the latent impulsiveness characterizing patients affected by OCTD. Patients with OCTD often experience anger, frustration, and externalizing behaviors that could emerge in a sudden and disruptive way and may end with suicide attempts.<sup>10</sup> A study by Storch et al<sup>42</sup> reported that, in patients with TD and TS, higher frequencies of suicidal thoughts and behaviors were frequently associated with comorbid disorders such as depression, OCD, and anxiety disorders. Albert et al<sup>43</sup> found that the most significant

predictors of greater suicidality were the severity of OCD and comorbid depressive and anxiety symptoms. Moreover, more recently, Fernández de la Cruz et al,<sup>44</sup> in a sample of patients with chronic TD and TS, reported that 78.13% of the individuals who died by suicide in the TS/TD cohort had other recorded psychiatric comorbidities compared to the population-matched control group.<sup>43,45</sup>

No differences emerged in terms of gender, positive psychiatric family history, age, and age at comorbidity onset between subgroups. These results are consistent with other studies, which found no such associations.<sup>37,44</sup>

## Conclusions

Specific clinical factors such as the presence of psychiatric comorbidities and TD comorbidity, in particular, could predict a worse treatment response, thus determining a significant impairment of the quality of life for both OCD patients and their caregivers. Conversely, later ages at OCD and TD onset, lower rates of psychiatric comorbidities and TD may predict higher rates of

remission, with a minor negative impact on quality of life and family involvement. An earlier, more personalized and multidisciplinary treatment seems a priority in patients with OCD and OCTD, given their early onset and the severe and chronic course of the disorder. Ultimately, the presence of TD in patients with OCD—ie, patients with OCTD—was found to be more frequently associated with less favorable profiles of response.

The abovementioned results should be interpreted in light of some methodological limitations. First, the cross-sectional nature of the study allowed only a one-time assessment. Moreover, some variables such as psychiatric family history and age at psychiatric comorbidity onset were obtained retrospectively, being susceptible to recall bias. Furthermore, the following variables were not collected: dosage and total duration of current/previous pharmacological treatment, ongoing psychotherapy's approaches. Lastly, as regards sample analysis, we chose to not analyze the total sample differentiating patients with OCD vs OCTD *a priori* to avoid bias of selection, however our results showed a different course and treatment response between those groups, in line with the current literature.

Further follow-up studies are needed to better characterize long-term course of OCD patients with and without comorbid TD, focusing on the response to treatment.

**Author Contributions.** Conceptualization: B.D., M.P., D.S., and B.B.; Data curation: B.D., A. Amerio, and R.G.; Supervision: B.D., D.M., M.B., D.D.B., S.P., M.A., A. Amerio, A. Aguglia, B.D.M., C.A.V., F.M., G.G., M.P., R.N., O.G., A.P., D.S., A.T., U.A., and B.B.; Validation: B.D., D.M., M.B., D.D.B., S.P., M.A., A. Amerio, A. Aguglia, C.A.V., F.M., G.G., M.P., R.N., O.G., R.G., A.P., D.S., S.R., A.T., U.A., and B.B.; Visualization: B.D., D.M., M.B., M.A., A. Amerio, A. Aguglia, G.M., M.P., R.N., O.G., D.P., R.G., A.P., D.S., S.R., A.T., and B.B.; Investigation: B.D.M., M.P., O.G., and D.P.; Resources: B.D.M., R.B., S.R., and U.A.; Software: B.D.M. and G.G.; Formal analysis: N.G.; Writing – original draft: B.D., D.D.B., D.C., G.M., M.P., N.G., R.C., and B.B.; Writing – review & editing: B.D., D.M., M.B., D.D.B., S.P., M.A., A. Aguglia, C.A.V., F.M., G.G., G.M., M.P., O.G., D.P., R.G., A.P., D.S., A.T., U.A., and B.B.

**Disclosures.** Prof. Dell'Osso has received lecture honoraria from Angelini, Jansen, Lundbeck, Livanova, Arcapharma, and Neuraxpharm. Benatti Beatrice has received a consultant fee from Lundbeck. Viganò Caterina Adele has received speaker fees from Lundbeck and Angelini. Nicolaja Gironè, Dario Conti, Rita Cafaro, Caterina Viganò, Matteo Briguglio, Donatella Marazziti, Federico Mucci, Orsola Gambini, Benedetta De Martini, Antonio Tundo, Roberta Necci, Domenico De Berardis, Roberta Galentino, Sara De Michele, Roberta Balestrino, Umberto Albert, Sylvia Rigardetto, Giuseppe Maina, Giacomo Grassi, Stefano Pallanti, Andrea Amerio, Andrea Aguglia, Davide Prestia, Mario Amore, Alberto Priori, and Domenico Servello, Mauro Porta declare no conflict of interest.

**Funding.** This research received no specific grant from any funding agency, commercial or not for profit sectors. The study was partially funded by CRC Aldo Ravelli.

## References

1. Grabe HJ, Ruhrmann S, Ettelt S, et al. Familiality of obsessive-compulsive disorder in nonclinical and clinical subjects. *Am J Psychiatry*. 2006;163(11):1986–1992. doi:10.1176/ajp.2006.163.11.1986
2. Dell'Osso B, Benatti B, Hollander E, et al. Sociodemographic and clinical characterization of patients with obsessive-compulsive tic-related disorder (OCTD): an Italian multicenter study. *J Psychopathol*. 2018;24(3):148–153.
3. Gomes de Alvarenga P, de Mathis MA, Dominguez Alves AC, et al. Clinical features of tic-related obsessive-compulsive disorder: results from a large multicenter study. *CNS Spectr*. 2012;17(2):87–93. doi:10.1017/S1092852912000491
4. Ferrao YA D, Alvarenga PG. *The Phenomenology of Obsessive-Compulsive Symptoms in Tourette Syndrome*. Oxford, NY: Oxford University Press; 2013:50–73.
5. Yu D, Mathews CA, Scharf JM, et al. Cross-disorder genome-wide analyses suggest a complex genetic relationship between Tourette's syndrome and OCD. *Am J Psychiatry*. 2015;172(1):82–93. doi:10.1176/appi.ajp.2014.13101306
6. Stein DJ, Kogan CS, Atmaca M, et al. The classification of obsessive-compulsive and related disorders in the ICD-11. *J Affect Disord*. 2016;190:663–674. doi:10.1016/j.jad.2015.10.061
7. American Psychiatric Association. *Diagnostic and Statistical Manual of Mental Disorders*. 5th ed. Arlington, VA: American Psychiatric Association; 2013.
8. Leckman JF, Grice DE, Barr LC, et al. Tic-related vs. non-tic-related obsessive compulsive disorder. *Anxiety*. 1994;1(5):208–215.
9. Eichstedt JA, Arnold SL. Childhood-onset obsessive-compulsive disorder: a tic-related subtype of OCD? *Clin Psychol Rev*. 2001;21(1):137–157. doi:10.1016/s0272-7358(99)00044-6
10. Roessner V, Becker A, Banaschewski T, et al. Tic disorders and obsessive compulsive disorder: where is the link? *J Neural Transm Suppl*. 2005;69:69–99. doi:10.1007/3-211-31222-6\_5
11. Briguglio M, Dell'Osso B, Galentino R, et al. Higher adherence to the mediterranean diet is associated with reduced tics and obsessive-compulsive symptoms: a series of nine boys with obsessive-compulsive tic disorder. *Nutr Clinique et Metabolisme*. 2019;33(3):227–230. doi:10.1016/j.nupar.2019.04.004
12. Kloft L, Steinel T, Kathmann N. Systematic review of co-occurring OCD and TD: evidence for a tic-related OCD subtype? *Neurosci Biobehav Rev*. 2018;95:280–314. doi:10.1016/j.neubiorev.2018.09.021
13. Dell'Osso B, Benatti B, Hollander E, et al. Clinical features associated with increased severity of illness in tertiary clinic referred patients with obsessive compulsive disorder. *Int J Psychiatry Clin Pract*. 2017;21(2):131–136. doi:10.1080/13651501.2016.1249891
14. Pinto R, Monzani B, Leckman JF, et al. Understanding the covariation of tics, attention-deficit/hyperactivity, and obsessive-compulsive symptoms: a population-based adult twin study. *Am J Med Genet B Neuropsychiatr Genet*. 2016;171(7):938–947. doi:10.1002/ajmg.b.32436
15. Macerollo A, Martino D, Cavanna AE, et al. Refractoriness to pharmacological treatment for tics: a multicentre European audit. *J Neurol Sci*. 2016;366:136–138. doi:10.1016/j.jns.2016.05.004
16. Skapinakis P, Caldwell DM, Hollingworth W, et al. Pharmacological and psychotherapeutic interventions for management of obsessive-compulsive disorder in adults: a systematic review and network meta-analysis. *Lancet Psychiatry*. 2016;3(8):730–739. doi:10.1016/S2215-0366(16)30069-4
17. Thamby A, Jaisooriya TS. Antipsychotic augmentation in the treatment of obsessive-compulsive disorder. *Indian J Psychiatry*. 2019;61(Suppl 1):S51–S57. doi:10.4103/psychiatry.IndianJPsychiatry\_519\_18
18. Vyskocilova J, Prasko J, Sipek J. Cognitive behavioral therapy in pharmacoresistant obsessive-compulsive disorder. *Neuropsychiatr Dis Treat*. 2016;12:625–639. doi:10.2147/NDT.S101721
19. Albert U, Barbaro F, Aguglia A, et al. L'integrazione dei trattamenti nel disturbo ossessivo-compulsivo: conoscenze attuali e prospettive future [Combined treatments in obsessive-compulsive disorder: current knowledge and future prospects]. *Riv Psichiatr*. 2012;47(4):255–268. doi:10.1708/1139.12553
20. Pallanti S, Quercioli L. Treatment-refractory obsessive-compulsive disorder: methodological issues, operational definitions and therapeutic lines. *Prog Neuropsychopharmacol Biol Psychiatry*. 2006;30(3):400–412. doi:10.1016/j.pnpb.2005.11.028
21. Goodman WK, Price LH, Rasmussen SA, et al. The Yale-Brown Obsessive Compulsive Scale. I. Development, use, and reliability. *Arch Gen Psychiatry*. 1989;46(11):1006–1011. doi:10.1001/archpsyc.1989.01810110048007
22. Mataix-Cols D, Fernández de la Cruz L, Nordsletten AE, et al. Towards an international expert consensus for defining treatment response, remission, recovery and relapse in obsessive-compulsive disorder. *World Psychiatry*. 2016;15(1):80–81. doi:10.1002/wps.20299

23. Leckman JF, Riddle MA, Hardin MT, *et al.* The Yale Global Tic Severity Scale: initial testing of a clinician-rated scale of tic severity. *J Am Acad Child Adolesc Psychiatry.* 1989;28(4):566–573. doi:10.1097/00004583-198907000-00015
24. Storch EA, De Nadai AS, Lewin AB, *et al.* Defining treatment response in pediatric tic disorders: a signal detection analysis of the Yale Global Tic Severity Scale. *J Child Adolesc Psychopharmacol.* 2011;21(6):621–627. doi:10.1089/cap.2010.0149
25. Del Casale A, Sorice S, Padovano A, *et al.* Psychopharmacological treatment of obsessive-compulsive disorder (OCD). *Curr Neuropharmacol.* 2019;17(8):710–736. doi:10.2174/1570159X16666180813155017
26. Hirschtritt ME, Bloch MH, Mathews CA. Obsessive-compulsive disorder: advances in diagnosis and treatment. *JAMA.* 2017;317(13):1358–1367. doi:10.1001/jama.2017.2200
27. Fineberg NA, Hollander E, Pallanti S, *et al.* Clinical advances in obsessive-compulsive disorder: a position statement by the International College of Obsessive-Compulsive Spectrum Disorders. *Int Clin Psychopharmacol.* 2020;35(4):173–193. doi:10.1097/YIC.0000000000000314
28. Diniz JB, Rosario-Campos MC, Hounie AG, *et al.* Chronic tics and Tourette syndrome in patients with obsessive-compulsive disorder. *J Psychiatr Res.* 2006;40(6):487–493. doi:10.1016/j.jpsychires.2005.09.002
29. Diniz JB, Rosario-Campos MC, Shavitt RG, *et al.* Impact of age at onset and duration of illness on the expression of comorbidities in obsessive-compulsive disorder. *J Clin Psychiatry.* 2004;65(1):22–27. doi:10.4088/jcp.v65n0104
30. Anholt GE, Aderka IM, van Balkom AJ, *et al.* Age of onset in obsessive-compulsive disorder: admixture analysis with a large sample. *Psychol Med.* 2014;44(1):185–194. doi:10.1017/S0033291713000470
31. Visser HA, van Oppen P, van Megen HJ, *et al.* Obsessive-compulsive disorder: chronic versus non-chronic symptoms. *J Affect Disord.* 2014;152–154:169–174. doi:10.1016/j.jad.2013.09.004
32. Dell’Osso B, Benatti B, Buoli M, *et al.* The influence of age at onset and duration of illness on long-term outcome in patients with obsessive-compulsive disorder: a report from the International College of Obsessive Compulsive Spectrum Disorders (ICOCS). *Eur Neuropsychopharmacol.* 2013;23(8):865–871. doi:10.1016/j.euroneuro.2013.05.004
33. Albert U, Barbaro F, Bramante S, *et al.* Duration of untreated illness and response to SRI treatment in obsessive-compulsive disorder. *Eur Psychiatry.* 2019;58:19–26. doi:10.1016/j.eurpsy.2019.01.017
34. Fineberg NA, Reghunandan S, Brown A, *et al.* Pharmacotherapy of obsessive-compulsive disorder: evidence-based treatment and beyond. *Aust N Z J Psychiatry.* 2013;47(2):121–141. doi:10.1177/0004867412461958
35. Stewart SE, Geller DA, Jenike M, *et al.* Long-term outcome of pediatric obsessive-compulsive disorder: a meta-analysis and qualitative review of the literature. *Acta Psychiatr Scand.* 2004;110(1):4–13. doi:10.1111/j.1600-0447.2004.00302.x
36. Fineberg NA, Pampaloni I, Pallanti S, *et al.* Sustained response versus relapse: the pharmacotherapeutic goal for obsessive-compulsive disorder. *Int Clin Psychopharmacol.* 2007;22(6):313–322. doi:10.1097/YIC.0-b013e32825ea312
37. Shetti CN, Reddy YC, Kandavel T, *et al.* Clinical predictors of drug non-response in obsessive-compulsive disorder. *J Clin Psychiatry.* 2005;66(12):1517–1523. doi:10.4088/jcp.v66n1204
38. Remmerswaal KCP, Batelaan NM, Hoogendoorn AW, *et al.* Four-year course of quality of life and obsessive-compulsive disorder. *Soc Psychiatry Psychiatr Epidemiol.* 2020;55(8):989–1000. doi:10.1007/s00127-019-01779-7
39. Dell’Osso B, Benatti B, Arici C, *et al.* Prevalence of suicide attempt and clinical characteristics of suicide attempters with obsessive-compulsive disorder: a report from the International College of Obsessive-Compulsive Spectrum Disorders (ICOCS). *CNS Spectr.* 2018;23(1):59–66. doi:10.1017/S1092852917000177
40. Benatti B, Ferrari S, Grancini B, *et al.* Suicidal ideation and suicidal attempts in patients with obsessive-compulsive tic-related disorder vs obsessive-compulsive disorder: results of a multicenter Italian study. *CNS Spectr.* 2021;26(4):354–361. doi:10.1017/S1092852920001157
41. Dell’Osso B, Nicolini H, Lanzagorta N *et al.* Cigarette smoking in patients with obsessive compulsive disorder: a report from the International College of Obsessive Compulsive Spectrum Disorders (ICOCS). *CNS Spectr.* 2014;20:469–473. doi:10.1017/S1092852915000565
42. Storch EA, Hanks CE, Mink JW, *et al.* Suicidal thoughts and behaviors in children and adolescents with chronic tic disorders. *Depress Anxiety.* 2015;32(10):744–753.
43. Fernández de la Cruz L, Rydell M, Runeson B, *et al.* Suicide in Tourette’s and chronic tic disorders. *Biol Psychiatry.* 2017;82(2):111–118. doi:10.1016/j.biopsych.2016.08.023.
44. Olatunji BO, Rosenfield D, Tart CD, *et al.* Behavioral versus cognitive treatment of obsessive-compulsive disorder: an examination of outcome and mediators of change. *J Consult Clin Psychol.* 2013;81(3):415–428. doi:10.1037/a0031865
45. Albert U, De Ronchi D, Maina G, *et al.* Suicide risk in obsessive-compulsive disorder and exploration of risk factors: a systematic review. *Curr Neuropharmacol.* 2019;17(8):681–696. doi:10.2174/1570159X16666180620155941