

The expression of positive and negative schizotypy in daily life: an experience sampling study

T. R. Kwapil^{1*}, L. H. Brown², P. J. Silvia¹, I. Myin-Germeys³ and N. Barrantes-Vidal^{1,4,5,6}

¹ University of North Carolina at Greensboro, Greensboro, NC, USA

² University of Pittsburgh, Pittsburgh, PA, USA

³ Maastricht University, Maastricht, The Netherlands

⁴ Universitat Autònoma de Barcelona, Barcelona, Spain

⁵ Sant Pere Claver – Fundació Sanitària, Barcelona, Spain

⁶ Instituto de Salud Carlos III, Centro de Investigación Biomédica en Red de Salud Mental, (CIBERSAM), Barcelona, Spain

Background. Psychometrically identified positive schizotypy and negative schizotypy are differentially related to psychopathology, personality and social functioning. However, little is known about the experience and expression of schizotypy in daily life and the psychological mechanisms that trigger psychotic-like experiences.

Method. The present study employed experience sampling methodology (ESM) to assess positive and negative schizotypy in daily life in a non-clinical sample of 412 young adults. ESM is a structured diary technique in which participants are prompted at random times during the day to complete assessments of their current experiences.

Results. As hypothesized, positive schizotypy was associated with increased negative affect, thought impairment, suspiciousness, negative beliefs about current activities and feelings of rejection, but not with social disinterest or decreased positive affect. Negative schizotypy, on the other hand, was associated with decreased positive affect and pleasure in daily life, increased negative affect, and decreases in social contact and interest. Both positive schizotypy and negative schizotypy were associated with the desire to be alone when with others. However, this was moderated by anxiety in positive schizotypy and by diminished positive affect in negative schizotypy.

Conclusions. The results support the construct validity of a multidimensional model of schizotypy and the ecological validity of the positive and negative schizotypy dimensions. ESM appears to be a promising method for examining the daily life experiences of schizotypic individuals.

Received 23 November 2011; Revised 19 March 2012; Accepted 27 March 2012; First published online 27 April 2012

Key words: Ecological validity, experience sampling methodology, hierarchical linear modeling, schizophrenia.

Introduction

The present study employed experience sampling methodology (ESM) to examine the expression of positive and negative schizotypy in daily life in a non-clinical sample of young adults. Schizotypy is conceptualized as a broad, multidimensional phenotype that encompasses schizophrenia, schizophrenia-spectrum disorders and the prodrome, as well as non-clinical manifestations (e.g. Meehl, 1990; Claridge, 1997; Lenzenweger, 2010; Kwapil & Barrantes-Vidal, in press). It is assumed that the majority of schizotypes will never decompensate, although they may demonstrate mild or transient signs of schizophrenia including neurocognitive and biobehavioral deficits, clinical

and subclinical symptoms, and social impairment. Thus, schizophrenia represents the most severe manifestation of the schizotypic continuum. Consistent with multidimensional models of schizophrenia, schizotypy is a multidimensional construct in which positive schizotypy and negative schizotypy are the most consistently replicated factors (e.g. Raine *et al.* 1994; Vollema & van den Bosch, 1995; Stefanis *et al.* 2002). Parallel factor structure in schizophrenia and non-clinical schizotypy adds empirical support to the hypothesis that the vulnerability for schizophrenia is expressed across the continuum of schizotypy.

The Wisconsin Schizotypy Scales, including the Magical Ideation (Eckblad & Chapman, 1983), Perceptual Aberration (Chapman *et al.* 1978), Physical Anhedonia (Chapman *et al.* 1976), and Revised Social Anhedonia (M. Eckblad *et al.* unpublished observations) Scales, have been widely used to assess schizotypy in clinical and non-clinical samples. Numerous studies (e.g. Lewandowski *et al.* 2006;

* Address for correspondence: T. R. Kwapil, Ph.D., Department of Psychology, University of North Carolina at Greensboro, PO Box 26170, Greensboro, NC 27402-6170, USA.
(Email: t_kwapil@uncg.edu)

Brown *et al.* 2008; Kwapil *et al.* 2008) indicate that two factors (positive and negative schizotypy) underlie the scales. Kwapil *et al.* (2008) indicated that the positive and negative schizotypy dimensions were differentially related to psychopathology, personality and social functioning. Both schizotypy dimensions were related to schizotypal and paranoid personality disorder symptoms. Positive schizotypy was uniquely related to psychotic-like experiences, substance abuse, mood disorders and history of mental health treatment, whereas negative schizotypy was specifically associated with negative and schizoid symptoms. Both dimensions were associated with poorer overall and social functioning, but negative schizotypy was associated with decreased likelihood of intimate relationships. However, little is known about the experience and expression of these dimensions of schizotypy in daily life.

Researchers recently began using ESM to explore the daily life experiences of schizophrenic patients and the context in which these experiences occur (e.g. Myin-Germeys *et al.* 2003a; Kimhy *et al.* 2006; Granholm *et al.* 2008). ESM is a within-day self-assessment technique in which participants are prompted at random intervals to complete brief questionnaires. ESM offers several powerful advantages to traditional assessment procedures (e.g. deVries, 1992; Hektner *et al.* 2007). Specifically, ESM (1) repeatedly assesses participants in their normal daily environment, thereby enhancing ecological validity; (2) assesses the participants' experiences at the time of the signal, thereby minimizing retrospective bias; and (3) allows for an examination of the context of participants' experiences.

ESM studies indicate that patients with schizophrenia are more emotionally active than behavioral observations suggest (Myin-Germeys *et al.* 2000), that daily life context makes an impact on the experience of delusions (Myin-Germeys *et al.* 2001), and that different patterns of emotional reactivity occur for patients with schizophrenia and affective disorders (Myin-Germeys *et al.* 2003b). In addition, several recently published studies used ESM with putatively schizotypic college students. Verdoux *et al.* (2003) reported that change in social contact was associated with the experience of psychotic symptoms in positive schizotypy participants. Husky *et al.* (2004) reported that schizotypy was associated with increased negative affect (NA) when with friends, but decreased NA in secure environments. Kwapil *et al.* (2009) reported that high scorers on the Revised Social Anhedonia Scale exhibited schizoid-like social functioning.

The present study seeks to extend these ESM studies examining the experience and expression of schizotypy. It is hypothesized that positive and nega-

tive schizotypy will be associated with differential patterns of cognition, affect, social functioning and activities in daily life. Specifically, it is hypothesized that positive schizotypy will be related to increased NA, thought impairment and problems in daily activities, whereas negative schizotypy will be related to anhedonia and disinterest in social contact. The study also examines the effect of social contact on mood, cognition and activities in daily life, as well as the extent to which positive schizotypy and negative schizotypy moderate these relationships.

Method

Participants

Usable ESM data were collected from 412 undergraduates (310 female, 102 male) enrolled in psychology courses (mean age = 19.9, s.d. = 2.9 years). An additional 18 participants enrolled in the study, but were omitted from the analyses (ESM data were irretrievable for 13 participants due to equipment malfunctions and five participants failed to complete at least 15 ESM questionnaires). Participants received course credit for taking part in the study. Participants who completed at least 70% of the ESM questionnaires were entered into a gift card drawing.

Materials and procedures

Participants completed the four Wisconsin Schizotypy Scales during mass-screening sessions. The four schizotypy scales reliably produce two factors, positive and negative schizotypy, that account for 80% of their variance (Kwapil *et al.* 2008). Participants were assigned positive and negative schizotypy dimensional scores, based upon factor loadings from a sample of 6137 undergraduates. Standardized scores ranged from -1.73 to 4.17 on the positive schizotypy factor and from -2.08 to 5.25 on the negative schizotypy factor. Participants who completed the mass-screening sessions were able to enroll voluntarily in the ESM study using an on-line sign-up system. In order to ensure that there was an adequate number of participants in the ESM study who had elevated positive and negative schizotypy scores, we emailed participants who scored 1.5 s.d. or higher above the mean on the positive or negative schizotypy scales in the mass-screening sessions to invite them to sign up for the study. Note that 46% of the participants who scored 1.5 s.d. or higher above the mean on the schizotypy dimensions participated in the ESM study. High-scoring subjects who did participate did not differ from those who did not participate on schizotypy scores, age or sex.

Table 1. ESM questionnaire and summary indices

Questionnaire	Summary indices
1. My thoughts are clear right now	Indices are computed as the mean of the items indicated The letter 'r' indicates that an item is reverse-scored
2. I have trouble concentrating right now	
3. My thoughts are suspicious right now	Positive affect: 4, 7, 9 and 12 Negative affect: 5, 6, 8, 10 and 11
4. I feel happy right now	
5. I feel uncertain right now	Social distance: 25r, 26r, 27r, 28r and 29 Thought impairment: 1r, 2
6. I feel lonely right now	
7. I feel relaxed right now	
8. I feel guilty right now	
9. I feel satisfied right now	
10. I feel anxious right now	
11. I feel sad right now	
12. I feel enthusiastic right now	
13. I feel irritable right now	
14. I like what I am doing right now	
15. It takes a lot of effort to do this activity	
16. I have the ability to do this activity	
17. I would prefer to do something else right now	
18. I feel tired right now	
19. I feel hungry right now	
20. I don't feel well right now	
21. Are you alone at this time? Yes No	
[If not alone, 'no' to no. 21]:	
22. How many people with you are male?	
0 1 2 3 4+	
23. How many people with you are female?	
0 1 2 3 4+	
24. I am with:	
1 Significant other; 2 Family; 3 Friend; 4 Classmate; 5 Coworker; 6 Stranger; 7 Other (check all that apply)	
25. I like this person (these people)	
26. My time with this person (these people) is important to me	
27. We are interacting together	
28. I feel close to this person (these people)	
29. Right now I would prefer to be alone	
[If alone, 'yes' to no. 21]:	
30. Right now I enjoy being alone	
31. Being alone right now is my choice	
32. I am alone right now because people do not want to be with me	
33. Right now I would prefer to be with other people	
[All participants answer]:	
34. Since the last beep, the most important thing that happened to me was pleasant	
35. The most important thing that happened to me involved being with other people:	
Yes No	
36. This beep disturbed me	

ESM data were collected on palm pilot personal digital assistants (PDAs). The ESM questionnaire inquired about a variety of daily life events including cognitions, emotions, activities and social contact. Following Myin-Germeys *et al.* (2001), summary

indices were computed for positive affect (PA) (coefficient $\alpha=0.89$), NA ($\alpha=0.90$), social distance ($\alpha=0.91$) and thought impairment ($\alpha=0.79$). Table 1 contains the ESM items and indices. The PDA signaled the participants to complete the ESM questionnaire

Table 2. Relationship of positive and negative schizotypy with experiences in daily life: affect

Level 1 criterion	Level 2 predictors		
	Step 1: positive schizotypy γ_{01} (df = 411)	Step 1: negative schizotypy γ_{02} (df = 411)	Step 2: positive \times negative γ_{03} (df = 410)
Positive affect	-0.062 (s.e. = 0.041)	-0.180 (s.e. = 0.037)***	0.052 (s.e. = 0.053)
Negative affect	0.297 (s.e. = 0.046)**	0.111 (s.e. = 0.042)**	-0.031 (s.e. = 0.059)
Event pleasantness	-0.015 (s.e. = 0.045)	-0.213 (s.e. = 0.048)***	0.082 (s.e. = 0.042)

Data are given as raw multilevel regression coefficients indicating the relationship of the level 2 predictors with the level 1 (daily life experience) criteria.

df, Degrees of freedom; s.e., standard error.

** $p < 0.01$, *** $p < 0.001$.

eight times daily between 12.00 hours (noon) and 00.00 hours (midnight) for 7 days. Each questionnaire required 2 min to complete.

Statistical analyses

ESM data have a hierarchical structure in which ESM ratings (level 1 data) are nested within participants (level 2 data). Multilevel or hierarchical linear modeling provides a more appropriate method than conventional unilevel analyses for analysing nested data. Multilevel modeling techniques are a variant of the more commonly used unilevel regression analyses (Luke, 2004), and are standard for the analysis of ESM data (Nezlek, 2001).

The multilevel analyses in the present study examined two types of relationships between the schizotypy factor scores and experiences rated in daily life. The first was the intercept of the level 1 criterion, which assessed the independent effects of the level 2 predictors (positive and negative schizotypy) on level 1 dependent measures (ESM ratings in daily life). The second analyses examined the cross-level interactions of the associations of the level 1 ESM variables (e.g. PA and social contact) with the level 2 ratings of schizotypy. Cross-level interactions (or slopes-as-outcomes) test whether level 1 relationships (e.g. the association of social contact and PA in daily life) vary as a function of level 2 variables. The associations of the level 1 variables in cross-level interactions provide an effective test of the validity of the assessment of daily experiences, although they are not necessarily directly related to hypotheses regarding positive and negative schizotypy. Note that the level 2 predictors positive schizotypy and negative schizotypy were entered simultaneously in all analyses, so the effects of each were assessed with the other partialled out of the equation. The positive \times negative schizotypy

interaction term was entered at a second step to examine its effect over and above the partialled main effects.

The analyses were computed with MPlus 6.1 (Muthén & Muthén, 2010). Level 1 predictors were group mean centered and level 2 predictors were grand mean centered. The data departed from normality in some cases, so parameter estimates were calculated using robust standard errors. Furthermore, level 1 criteria exhibiting significant skew were treated as categorical.

Results

Participants averaged completing 41.8 usable questionnaires (s.d. = 10.8). Neither the positive nor negative schizotypy factor was significantly correlated with the number of usable records ($r = -0.10$ and -0.04 , respectively). The positive and negative schizotypy dimension scores were modestly correlated in the present sample ($r = 0.20$, $p < 0.001$).

Positive schizotypy and negative schizotypy were differentiated by their experience of affect in daily life (Table 2). Positive schizotypy was associated with increased reports of NA, as well as with greater variability in the experience of NA in daily life ($r = 0.24$, $p < 0.001$; i.e. zero-order correlation of each participant's schizotypy score with the variance of their affect in daily life). However, positive schizotypy was unassociated with PA or variability in PA in daily life ($r = 0.08$). Negative schizotypy was associated with decreased PA, as well as with decreased ratings of the pleasantness of the most important event since the last signal. Negative schizotypy was unrelated to the variability in ratings of PA ($r = 0.02$). Negative schizotypy was also associated with overall NA, specifically with feeling uncertain and sad in daily life, but not with feeling anxious, guilty or lonely. Negative

Table 3. Relationship of positive and negative schizotypy with experiences in daily life: social contact and functioning

Level 1 criterion	Level 2 predictors		
	Step 1: positive schizotypy γ_{01} (df = 411)	Step 1: negative schizotypy γ_{02} (df = 411)	Step 2: positive \times negative γ_{03} (df = 410)
Alone at signal	-0.015 (S.E. = 0.036)	-0.203 (S.E. = 0.039)***	-0.002 (S.E. = 0.040)
Important event with others	-0.086 (S.E. = 0.051)	0.242 (S.E. = 0.060)***	-0.022 (S.E. = 0.052)
When with others			
Social distance	0.048 (S.E. = 0.038)	0.200 (S.E. = 0.039)***	-0.003 (S.E. = 0.040)
Like person	-0.077 (S.E. = 0.054)	-0.251 (S.E. = 0.050)***	0.029 (S.E. = 0.059)
Important to be with other	-0.080 (S.E. = 0.048)	-0.206 (S.E. = 0.050)***	-0.002 (S.E. = 0.044)
Interacting	-0.023 (S.E. = 0.042)	-0.158 (S.E. = 0.045)***	0.019 (S.E. = 0.050)
Close to other	-0.091 (S.E. = 0.050)	-0.200 (S.E. = 0.048)***	0.032 (S.E. = 0.041)
Prefer to be alone	0.202 (S.E. = 0.056)***	0.280 (S.E. = 0.053)***	-0.001 (S.E. = 0.063)
When alone			
Alone because not wanted	0.211 (S.E. = 0.044)***	0.043 (S.E. = 0.030)	0.000 (S.E. = 0.029)
Prefer to be with others	0.127 (S.E. = 0.061)*	-0.139 (S.E. = 0.049)**	-0.015 (S.E. = 0.079)

Data are given as raw multilevel regression coefficients indicating the relationship of the level 2 predictors with the level 1 (daily life experience) criteria.

df, Degrees of freedom; S.E., standard error.

* $p < 0.05$, ** $p < 0.01$, *** $p < 0.001$.

schizotypy was unrelated to variability of NA ($r = 0.05$). Note that the schizotypy interaction term did not account for additional variance in any of the analyses.

Positive schizotypy and negative schizotypy were also differentiated by social contact and functioning in daily life (Table 3). Consistent with hypotheses, negative schizotypy was characterized by social disinterest. Specifically, it was associated with decreased social contact, decreased likelihood that the most important event since the last signal involved other people, greater social distance when with others, feeling less closeness, increased desire to be alone when with others, and decreased desire to be with others when alone. Positive schizotypy was unassociated with the proportion of time spent with others or social disinterest. Strikingly, positive schizotypy was associated with an increased desire to be with people when alone, but an increased desire to be alone when with others. It was also associated with the attribution that being alone was due to being unwanted by others (i.e. feeling rejected).

Table 4 presents the relationship of positive and negative schizotypy with impairment in cognition and activities in daily life. Positive, but not negative, schizotypy was associated with difficulty concentrating, less clear thoughts and suspiciousness. Positive schizotypy was also associated with negative beliefs and expectations about current activities – specifically that

activities required effort, the participant lacked ability to complete the activity, and preference for another activity. Negative schizotypy was unassociated with impairment in thought. It was associated with a decreased enjoyment from activities, but unassociated with negative beliefs about current activities.

Cross-level interactions examined the associations of level 1 variables in daily life across levels of positive and negative schizotypy in three broad areas: (1) relationship of social contact with affect and functioning, (2) relationship of closeness of contacts with affect and functioning, and (3) factors affecting suspiciousness in daily life. The first set of multilevel analyses examined whether positive and negative schizotypy moderated the relationships of social contact (alone = 1; with others = 2) with PA and NA. There was a positive association between social contact and PA ($\gamma = 0.261$, S.E. = 0.025, $p < 0.001$), indicating that in general people experience more PA when with others than when alone. This association was not moderated by positive or negative schizotypy. Conversely, NA had an inverse association with social contact ($\gamma = -0.256$, S.E. = 0.022, $p < 0.001$), indicating that people generally experience more NA when alone than when with others. This association was exacerbated by positive schizotypy ($\gamma = -0.062$, S.E. = 0.023, $p < 0.01$), such that being alone was more strongly associated with NA in people high in positive schizotypy than people low in positive schizotypy.

Table 4. Relationship of positive and negative schizotypy with experiences in daily life: cognition and daily activities

Level 1 criterion	Level 2 predictors		
	Step 1: positive schizotypy γ_{01} (df=411)	Step 1: negative schizotypy γ_{02} (df=411)	Step 2: positive \times negative γ_{03} (df=410)
Cognition			
Thought impairment	0.254 (s.e. = 0.053)***	0.061 (s.e. = 0.044)	-0.050 (s.e. = 0.061)
Clear thoughts	-0.239 (s.e. = 0.057)***	-0.091 (s.e. = 0.053)	0.059 (s.e. = 0.065)
Concentration problems	0.270 (s.e. = 0.056)***	0.030 (s.e. = 0.045)	-0.041 (s.e. = 0.065)
Suspicious thoughts	0.415 (s.e. = 0.082)***	0.093 (s.e. = 0.085)	-0.115 (s.e. = 0.086)
Current activity			
Like activity	-0.024 (s.e. = 0.038)	-0.161 (s.e. = 0.038)***	-0.010 (s.e. = 0.036)
Takes effort	0.149 (s.e. = 0.052)**	0.013 (s.e. = 0.051)	0.070 (s.e. = 0.057)
Have ability	-0.219 (s.e. = 0.076)**	-0.128 (s.e. = 0.070)	0.035 (s.e. = 0.069)
Prefer another activity	0.095 (s.e. = 0.043)*	0.070 (s.e. = 0.044)	-0.019 (s.e. = 0.040)

Data are given as raw multilevel regression coefficients indicating the relationship of the level 2 predictors with the level 1 (daily life experience) criteria.

df, Degrees of freedom; s.e., standard error.

* $p < 0.05$, ** $p < 0.01$, *** $p < 0.001$.

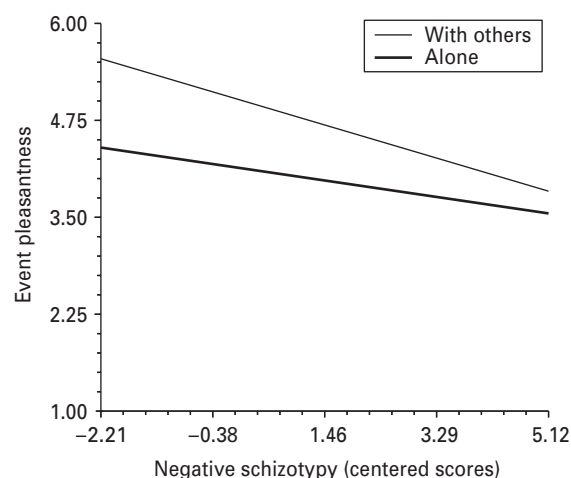


Fig. 1. Relationship of the pleasantness of the most important event since the last signal with whether that event involved being with other people or not across levels of negative schizotypy.

Participants were asked to rate the pleasantness of the most important event since the last ESM signal and to indicate whether it involved other people. There was a significant association between event pleasantness and social contact ($\gamma = -0.890$, $s.e. = 0.048$, $p < 0.001$), indicating that, in general, events were experienced as more pleasant when with others. However, this association was moderated by negative schizotypy ($\gamma = 0.137$, $s.e. = 0.054$, $p < 0.05$), as seen in Fig. 1. High levels of negative schizotypy were associated with considerably less pleasure when with others than low negative schizotypy.

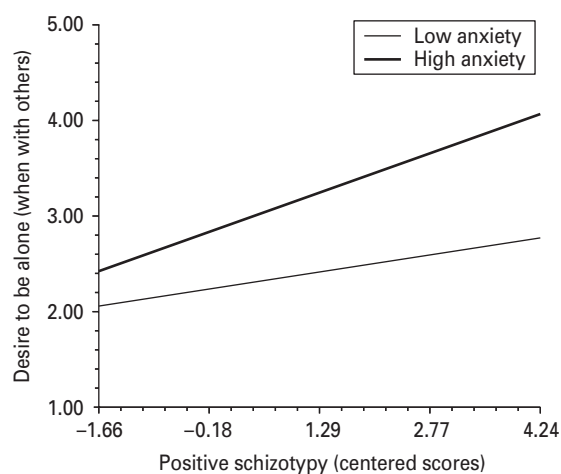


Fig. 2. Relationship of desire to be alone (when with others) with anxiety (—, low anxiety; —, high anxiety) across levels of positive schizotypy.

Positive schizotypy and negative schizotypy were associated with a preference to be alone when with others. However, the desire to be alone in the two dimensions was differentiated by the experience of anxiety and PA in the moment (Figs 2 and 3, respectively). The desire to be alone in positive schizotypy occurred at high levels of anxiety in the moment ($\gamma = 0.030$, $s.e. = 0.015$, $p < 0.05$), although this moderating relationship did not occur with negative schizotypy. In contrast, the desire to be alone in negative schizotypy was associated with decreased PA ($\gamma = -0.049$, $s.e. = 0.020$, $p < 0.05$). Participants also

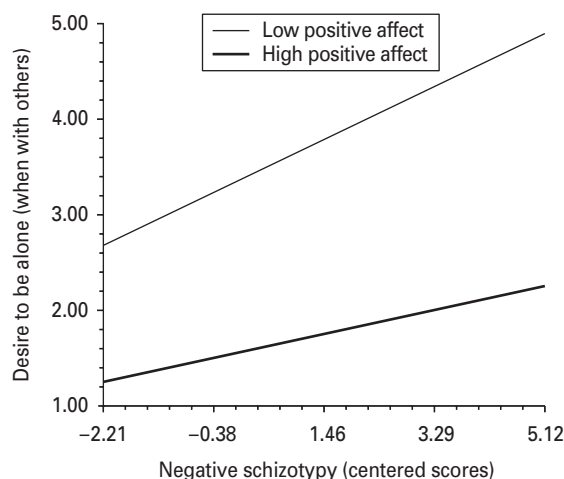


Fig. 3. Relationship of desire to be alone (when with others) with positive affect (—, low positive affect; —, high positive affect) across levels of negative schizotypy.

reported experiencing more cognitive disturbance in daily life when they were alone ($\gamma = -0.122$, $S.E. = 0.028$, $p < 0.001$), which was exacerbated by positive ($\gamma = -0.055$, $S.E. = 0.026$, $p < 0.05$), but not negative, schizotypy.

In addition to examining the effect of social contact, we examined the effect of the closeness of social interactions on daily experiences. PA and social closeness were positively correlated ($\gamma = 0.152$, $S.E. = 0.007$, $p < 0.001$), although this association was not moderated by schizotypy. Closeness was associated with decreased NA ($\gamma = -0.052$, $S.E. = 0.006$, $p < 0.001$) and this was more pronounced in high positive schizotypy than low positive schizotypy ($\gamma = -0.019$, $S.E. = 0.007$, $p < 0.01$). Cognitive disturbances in daily life were associated with greater distance in social contact ($\gamma = -0.079$, $S.E. = 0.011$, $p < 0.01$). This association was moderated by negative schizotypy ($\gamma = -0.016$, $S.E. = 0.007$, $p < 0.05$), such that the relationship only held for participants who were high in negative schizotypy (despite the fact that overall negative schizotypy was unrelated to cognitive disturbance). Low negative schizotypy participants tended not to experience cognitive disturbance and it was unrelated to closeness (Fig. 4). Reports of suspiciousness in daily life were unrelated to social closeness and were not moderated by the schizotypy ratings. Social closeness was inversely related to anxiousness ($\gamma = -0.088$, $S.E. = 0.010$, $p < 0.001$) and this association was exacerbated by positive schizotypy ($\gamma = -0.019$, $S.E. = 0.008$, $p < 0.05$). Furthermore, there was a positive association of cognitive disturbance and suspiciousness ($\gamma = 0.197$, $S.E. = 0.012$, $p < 0.001$) that was moderated by positive schizotypy ($\gamma = 0.031$, $S.E. = 0.013$, $p < 0.05$). Participants high in positive schizotypy

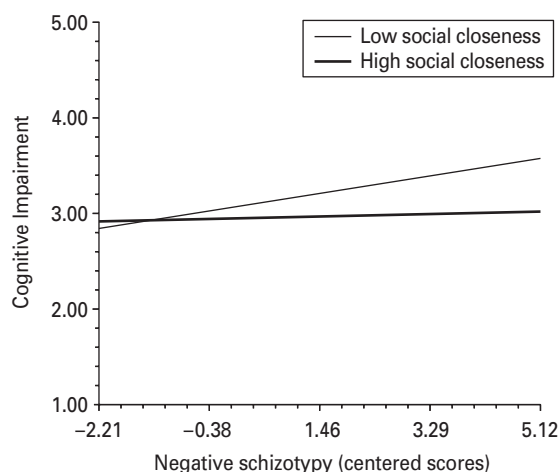


Fig. 4. Relationship of cognitive impairment with closeness of current interaction (—, low social closeness; —, high social closeness) across levels of negative schizotypy.

experienced more suspiciousness overall and had a significantly stronger association of thought impairment and suspiciousness.

Discussion

The present study examined the expression of positive and negative schizotypy in daily life using ESM in a large sample of non-clinical participants. Consistent with our hypotheses, the schizotypy dimensions were associated with meaningful and distinct patterns of psychological experiences, providing further support for: (1) the continuum model of schizotypy (given the consistency of the findings with the schizophrenia literature); (2) the multidimensional structure of schizotypy; and (3) the use of psychometric screening inventories for assessing these dimensions.

Despite the fact that neither positive nor negative schizotypy is primarily defined or measured by emotional disturbances, it was expected that these dimensions would be related to distinct patterns of affect in daily life given the significant influence that emotions have on cognitive processes and behaviors (e.g. Clore *et al.* 2001; Matthews & Wells, 2002). Positive schizotypy was related to increased NA, consistent with previous research in non-clinical samples describing associations of positive schizotypy with neuroticism (Krabbendam *et al.* 2002; Kwapil *et al.* 2008; Barrantes-Vidal *et al.* 2009), anxiety and depression (Spitznagel & Suhr, 2004; Lewandowski *et al.* 2006; Brown *et al.* 2008), and history and development of mood symptoms and episodes (Chapman *et al.* 1994; Gooding *et al.* 2005), as well as with studies relating neuroticism or NA with the positive symptom dimension in SPD (Gurrera *et al.* 2005;

Berenbaum *et al.* 2006) and schizophrenia (Berenbaum & Fujita, 1994; Norman *et al.* 1998; Myin-Germeys & van Os, 2007). Positive schizotypy was also associated with higher variability in ratings of NA during the week, suggesting instability in the experience of NA. This is consistent with findings that the levels of NA are especially context-dependent in positive schizotypy (especially when alone or with unfamiliar people). As hypothesized, positive schizotypy was unrelated to decrements in PA or a lower experience of pleasure in life events. It is important to note that PA and NA are separate, albeit distinct, dimensions, not the opposite poles of a bipolar dimension, which makes it possible to experience elevated NA without corresponding declines in PA.

The mechanisms underlying emotional dysregulation in positive schizotypy and schizophrenia are not entirely clear. However, Berenbaum *et al.* (2006) suggested that high levels of NA associated with positive schizotypy may result in a wide variety of errors in thinking. Consistent with this, Barrantes-Vidal *et al.* (2009) reported that neuroticism moderated the association of positive schizotypy with ratings of psychotic-like symptoms and impairment.

Negative schizotypy was associated with increased NA (although to a lesser degree than the relationship of positive schizotypy with NA), consistent with the report by Berenbaum *et al.* (2006) that both positive and negative symptoms of schizotypal personality disorder were associated with increased levels of NA. As they noted, this is consistent with the extensively reported link between NA and all forms of psychopathology (e.g. Clark & Watson, 1991). At the same time, the stronger association of NA with the positive rather than negative dimension is consistent with previous research in schizotypy (Lewandowski *et al.* 2006; Kwapil *et al.* 2008) and schizophrenia (e.g. Emsley *et al.* 1999), despite the apparent higher phenotypic resemblance of depression to negative (e.g. apathy, social withdrawal, anhedonia) than positive schizotypy. Unlike positive schizotypy, negative schizotypy was not associated with increased variability of NA during the week. These findings, as well as clinical observations, indicate that negative schizotypy is associated with a reduced experience of affective tone and response, although not with a total lack of emotional discomfort (e.g. Myin-Germeys *et al.* 2000). Unlike positive schizotypy, negative schizotypy was associated with decreased PA and less pleasure from activities occurring at the time of the signal.

Overall, these findings are consistent with Bleuler's (1950; originally published in 1911) emphasis on the relevance of emotional disturbances in the development of positive symptoms (especially delusional ideation). This view is supported by empirical

literature associating negative emotions with the positive dimension in both schizophrenia and schizotypy, whereas the negative dimension does not seem to be so affected by emotional disturbances. For example, research in schizophrenia suggests two distinct endophenotypes underlying these symptom dimensions; the negative dimension has been primarily related to neurocognitive impairment whereas the positive dimension has been related to sensitivity to stress (e.g. Myin-Germeys & van Os, 2007), consistent with the association between positive and affective symptoms. The negative and odd dimensions seem to be genetically more closely related to schizophrenia, whereas positive symptoms may also overlap with mood disorders (e.g. Vollema & van den Bosch, 1995; Battaglia & Torgersen, 1996).

Human beings are social creatures and human functioning takes place within a social milieu. Baumeister & Leary (1995) proposed that people possess an innate 'need to belong' that compels them to pursue meaningful social encounters. According to this theory, people experience well-being and enhanced functioning when the need to belong is fulfilled. The present data supported this theory in that being with others in daily life was associated with increased PA, decreased NA, and more pleasure from activities. However, both positive schizotypy and negative schizotypy were characterized by impairments in social functioning in daily life and the schizotypy dimensions were differentiated by the nature of the impairment and presumably by the role that it played in daily life.

As hypothesized, negative schizotypy involved a schizoid style of relating to the world characterized by decreased social contact, diminished pleasure from and interest in interactions, and increased desire to be alone when with others. Persons with negative schizotypy were more likely to indicate that their most important experiences occurred when they were alone and that these experiences were more pleasant when alone. Consistent with Cornblatt & Keilp (1994), this social withdrawal might actually be a protective strategy for people cognitively vulnerable to psychosis. Positive schizotypy was not associated with decreased social contact or impairment in social interactions, although it was associated with increased NA and thought impairment when alone and increased (social) anxiety when with others with whom they were not close.

Positive schizotypy was associated with increased desire to be alone when with others and increased desire to be with others when alone – consistent with ambivalence described by Bleuler (1950) in schizophrenia and Meehl (1962) in schizotypy. Bleuler considered ambivalence to be a fundamental symptom of

schizophrenia that represented significant disruption in cognitive and emotional processing (central to his idea of splitting of associative threads). Consistent with the increased social anxiety and ambivalence, positive schizotypy was associated with increased suspiciousness, suggesting that persons high in positive schizotypy experience distress and thought impairment when alone, but also experience the pursuit of social contact as a risky endeavor.

The social impairment that characterizes schizotypy and schizophrenia appears to be differentiated in large part by the experience of PA and NA in social situations. As noted above, negative schizotypy is characterized by a generalized decrease in PA. Similarly, negative schizotypes' social behavior is characterized by disinterest and lack of approach or appetitive behaviors. Thus, social impairment and withdrawal associated with negative schizotypy seem to occur because social encounters are less rewarding. In contrast, social impairment associated with positive schizotypy arises not from a lack of PA, but from negative emotions associated with fear of evaluation and paranoid ideation. In the present study, the desire to be alone in positive schizotypy was driven by increased anxiety, whereas the desire to be alone in negative schizotypy was driven by decreased PA.

Thus, a picture emerges in which positive schizotypy is associated with increased distress and trouble thinking clearly when alone. Social contact with trusted others appears to be protective for persons high in positive schizotypy; however, social contact with less familiar individuals produces marked anxiety and desire to be alone. Thus the road to beneficial social contact is a difficult one for positive schizotypes (consistent with the social anxiety and suspiciousness characteristic of schizotypal personality disorder). Consistent with schizoid personality disorder and negative symptom schizophrenia, negative schizotypy is characterized by decreased interest in, pleasure from, and connections within the social world.

The social impairment associated with schizotypy appears consistent with the social dysfunction reported in schizophrenia-spectrum disorders. Furthermore, it is especially concerning because numerous studies indicate that impairments in social functioning in at-risk samples predict development of schizophrenia (Davidson *et al.* 1999; Cannon *et al.* 2001). Johnstone *et al.* (2005) reported that high-risk participants who developed schizophrenia were characterized by more social impairment than their counterparts who remained compensated. Likewise, Kwapil (1998) reported that 24% of non-psychotic young adults identified as schizotypic by the Revised Social Anhedonia Scale developed

schizophrenia-spectrum disorders at a 10-year reassessment compared with only 1% of control participants.

The finding that social functioning is impaired in non-psychotic adults identified as schizotypic is consistent with the continuum model of schizotypy in which milder forms of schizophrenic impairment are exhibited by non-clinical schizotypes. This raises clinical concerns because social impairment in non-psychotic people with schizotypy may serve both as a marker of pre-morbid impairment and as a trigger that contributes to the transition into schizophrenia-spectrum disorders. Poor pre-morbid functioning is often characterized by social withdrawal and disinterest. Although the expressed emotion literature suggests that not all social contact is beneficial, social contact generally offers numerous protective features, which schizotypes may lack. This is especially problematic for schizotypes who experience prodromal symptoms, such as unusual beliefs and perceptual experiences, because they may fail to seek social support and clinical intervention.

Positive schizotypy was associated with impairments in concentration and clarity of thought, as well as increased suspiciousness. The experience of difficulty thinking left positive schizotypes prone to suspicious ideation. Furthermore, being with others partially diminished impairment in thinking, but not suspiciousness for positive schizotypes. These results are consistent with impairments reported in paranoid and schizotypal personality disorders. The findings of impairment in cognition are especially striking given that the sample consisted of college students, who might be expected to experience less cognitive impairment than community-based schizotypes. However, the findings are consistent with Meehl's (1962) view that cognitive slippage represents the 'diagnostic bell ringer' of schizotypic and schizophrenic indicators (p. 828). The finding that difficulty thinking was more common in positive schizotypy and was associated with suspicious or paranoid ideation also raises concerns about participants' ability to function adaptively in a complex social milieu.

As hypothesized, negative schizotypy was associated with a decreased experience of pleasure in daily life (i.e. anhedonia), supporting the construct validity of the psychometric measurement of negative schizotypy. Note that these anhedonia ratings reflect experiences reported across an entire week and across a range of activities and contexts, indicating that negative schizotypy represents a generalized anhedonic temperament. Furthermore, the decreased experience of pleasure was greater when activities involved other people. This is consistent with the reported lack of pleasure derived from social contact by high negative

schizotypes. Positive schizotypy was not associated with decreased enjoyment of events. However, positive schizotypy was associated with the perception that activities were burdensome and with feeling less competent to perform them – possibly due to the elevated levels of NA and NA reactivity associated with positive schizotypy.

General overview and conclusions

The present findings support the construct validity of a multidimensional model of schizotypy. However, simply identifying promising constructs or putatively vulnerable individuals does not explain the etiology of schizotypy or the development of schizophrenia-spectrum disorders. An improved understanding of the experiences of such individuals and the context in which they occur is needed to further our knowledge of these developmental processes. Furthermore, future studies should not be limited to only examining positive and negative schizotypy dimensions, but should also evaluate the validity and expression of other putative dimensions of schizotypy such as disorganization and paranoia. ESM provides a powerful and ecologically valid approach for assessing the nature of schizotypic (and by extension schizophrenic) behavior, affect, cognition and symptoms.

Studies of non-clinical schizotypes are frequently criticized for employing participants who have not developed schizophrenia or spectrum disorders, are not expected to develop such disorders during the course of the study, and in fact may never develop spectrum disorders in their lifetime. However, we strongly suggest that this criticism confounds construct validity with criterion validity. Transition into clinical disorders provides only one standard for assessing the (criterion) validity of measures of schizotypy. Furthermore, many studies of transition rates of prodromal patients focus on individuals who are already exhibiting marked spectrum symptoms. However, conceptual models of schizotypy and schizophrenia clearly suggest that most schizotypes are not exhibiting clinical levels of symptoms and that many if not most schizotypes will not deteriorate into clinical disorders (although, strikingly, psychometric inventories have demonstrated validity for predicting the development of spectrum disorders in high-functioning samples). Consistent with the construct validation approach, the present study developed specific hypotheses regarding schizotypic characteristics and impairment in a non-clinical sample, employed validated multidimensional measures of schizotypy, and identified meaningful schizotypic variation in a high-functioning sample of late adolescents and young adults.

Acknowledgements

The authors thank A. J. Anderson, Gena Barbee, Ben Cline and Sarah Coates for their assistance with data collection. No financial support was received for this work.

Declaration of Interest

None.

References

- Barrantes-Vidal N, Morente AR, Kwapil TR** (2009). Neuroticism as a moderating factor in the association of schizotypy dimensions and psychopathology in a non-clinical sample. *Schizophrenia Research* **115**, 303–309.
- Battaglia M, Torgersen S** (1996). Schizotypal disorder: at the crossroads of genetics and nosology. *Acta Psychiatrica Scandinavica* **94**, 303–310.
- Baumeister RF, Leary MR** (1995). The need to belong: desire for interpersonal attachments as a fundamental human motivation. *Psychological Bulletin* **117**, 497–529.
- Berenbaum H, Boden MT, Baker JP, Dizen M, Thompson RJ, Abramowitz A** (2006). Emotional correlates of the different dimensions of schizotypal personality disorder. *Journal of Abnormal Psychology* **115**, 359–368.
- Berenbaum H, Fujita F** (1994). Schizophrenia and personality: exploring the boundaries and connections between vulnerability and outcome. *Journal of Abnormal Psychology* **103**, 37–44.
- Bleuler EP** (1950). *Dementia Praecox or the Group of Schizophrenias* (J. Zinkin, trans.). International Universities Press: New York.
- Brown LH, Silvia PJ, Myin-Germeys I, Lewandowski KE, Kwapil TR** (2008). The relationship of social anxiety and social anhedonia to psychometrically identified schizotypy. *Journal of Social and Clinical Psychology* **27**, 127–149.
- Cannon M, Walsh E, Hollis C, Kargin M, Taylor E, Murray RM, Jones PB** (2001). Predictors of later schizophrenia and affective psychosis among attendees at a child psychiatry department. *British Journal of Psychiatry* **17**, 420–426.
- Chapman LJ, Chapman JP, Kwapil TR, Eckblad M, Zinser MC** (1994). Putatively psychosis-prone subjects 10 years later. *Journal of Abnormal Psychology* **103**, 171–183.
- Chapman LJ, Chapman JP, Raulin ML** (1976). Scales for physical and social anhedonia. *Journal of Abnormal Psychology* **85**, 374–382.
- Chapman LJ, Chapman JP, Raulin ML** (1978). Body image aberration in schizophrenia. *Journal of Abnormal Psychology* **87**, 399–407.
- Clarkidge G** (1997). *Schizotypy: Implications for Illness and Health*. University Press: Oxford.
- Clark LA, Watson D** (1991). Tripartite model of anxiety and depression: psychometric evidence and taxonomic implications. *Journal of Abnormal Psychology* **100**, 316–336.

- Clore GL, Gasper K, Garvin E** (2001). Affect as information. In *Handbook of Affect and Social Cognition* (ed. J. P. Forgas), pp. 121–144. Erlbaum: Mahwah, NJ.
- Cornblatt BA, Keilp JG** (1994). Impaired attention, genetics, and the pathophysiology of schizophrenia. *Schizophrenia Bulletin* **20**, 31–46.
- Davidson M, Reichenberg A, Rabinowitz J, Weiser M, Kaplan Z, Mark M** (1999). Behavioral and intellectual markers for schizophrenia in apparently healthy male adolescents. *American Journal of Psychiatry* **156**, 1328–1335.
- deVries M** (1992). *The Experience of Psychopathology: Investigating Mental Disorders in their Natural Settings*. Cambridge University Press: Cambridge.
- Eckblad M, Chapman LJ** (1983). Magical ideation as an indicator of schizotypy. *Journal of Consulting and Clinical Psychology* **51**, 215–225.
- Emmsley RA, Oosthuizen PP, Joubert AF, Roberts MC, Stein, DJ** (1999). Depressive and anxiety symptoms in patients with schizophrenia and schizophreniform disorder. *Journal of Clinical Psychiatry* **60**, 747–751.
- Gooding DC, Tallent KT, Matts CW** (2005). Clinical status of at-risk individuals 5 years later: further validation of the psychometric high-risk strategy. *Journal of Abnormal Psychology* **114**, 170–175.
- Granhölm E, Loh C, Swendsen J** (2008). Feasibility and validity of computerized ecological momentary assessment in schizophrenia. *Schizophrenia Bulletin* **34**, 507–514.
- Gurrera RJ, Dickey C, Niznikiewicz MA, Voglmaier MM, Shenton ME, McCarley RW** (2005). The five factor model in schizotypal personality disorder. *Schizophrenia Research* **80**, 243–251.
- Hektner JM, Schmidt JA, Csikszentmihalyi M** (2007). *Experience Sampling Method: Measuring the Quality of Everyday Life*. Sage: New York.
- Husky MH, Grondin OS, Swendsen JD** (2004). The relation between social behavior and negative affect in psychosis-prone individuals: an experience sampling investigation. *European Psychiatry* **19**, 1–7.
- Johnstone EC, Ebmeier KP, Miller P, Owens DGC, Lawrie SM** (2005). Predicting schizophrenia: findings from the Edinburgh High-Risk Study. *British Journal of Psychiatry* **186**, 18–25.
- Kimhy D, Delespaul P, Corcoran C, Ahn H, Yale S, Malaspina D** (2006). Computerized experience sampling method (ESMc): assessing feasibility and validity among individuals with schizophrenia. *Journal of Psychiatric Research* **40**, 221–230.
- Krabbendam L, Janssen I, Bak M** (2002). Neuroticism and low self-esteem as risk factors for psychosis. *Social Psychiatry and Psychiatric Epidemiology* **37**, 1–6.
- Kwapil TR** (1998). Social anhedonia as a predictor of the development of schizophrenia-spectrum disorders. *Journal of Abnormal Psychology* **107**, 558–565.
- Kwapil TR, Barrantes-Vidal N** (in press). Schizotypal personality disorder: an integrative review. In *The Oxford Handbook of Personality Disorders* (ed. T. A. Widiger). Oxford University Press: Oxford.
- Kwapil TR, Barrantes-Vidal N, Silvia PJ** (2008). The dimensional structure of the Wisconsin Schizotypy Scales: factor identification and construct validity. *Schizophrenia Bulletin* **34**, 444–457.
- Kwapil TR, Silvia PJ, Myin-Germeys I, Anderson AJ, Coates SA, Brown LH** (2009). The social worlds of the socially anhedonic: exploring the daily ecology of asociality. *Journal of Research in Personality* **43**, 103–106.
- Lenzenweger MF** (2010). *Schizotypy and Schizophrenia: The View from Experimental Psychopathology*. Guilford Press: New York.
- Lewandowski KE, Barrantes-Vidal N, Nelson-Gray RO, Clancy C, Kopley HO, Kwapil TR** (2006). Anxiety and depression symptoms in psychometrically identified schizotypy. *Schizophrenia Research* **83**, 225–235.
- Luke DA** (2004). *Multilevel Modeling*. Sage: Thousand Oaks, CA.
- Matthews G, Wells A** (2002). The cognitive science of attention and emotion. In *Handbook of Cognition and Emotion* (ed. T. Dalgleish and M. J. Power), pp. 171–192. Wiley: New York.
- Meehl PE** (1962). Schizotaxia, schizotypy, schizophrenia. *American Psychologist* **17**, 827–838.
- Meehl PE** (1990). Toward an integrated theory of schizotaxia, schizotypy, and schizophrenia. *Journal of Personality Disorders* **4**, 1–99.
- Muthén LK, Muthén BO** (2010). *MPlus 6.1*. Muthén and Muthén: Los Angeles.
- Myin-Germeys I, Delespaul P, van Os J** (2003a). The experience sampling method in psychosis research. *Current Opinion in Psychiatry* **16**, S33–S38.
- Myin-Germeys I, Delespaul PA, deVries MW** (2000). Schizophrenia patients are more emotionally active than is assumed based upon their behavior. *Schizophrenia Bulletin* **26**, 847–854.
- Myin-Germeys I, Peeters F, Havermans R, Nicolson NA, Delespaul PAEG, deVries MW, van Os J** (2003b). Emotional reactivity to daily life stress in psychosis and affective disorder: an experience sampling study. *Acta Psychiatrica Scandinavica* **107**, 124–131.
- Myin-Germeys I, van Os JJ** (2007). Stress-reactivity in psychosis: evidence for an affective pathway to psychosis. *Clinical Psychology Review* **27**, 409–424.
- Myin-Germeys I, van Os JJ, Schwartz JF, Stone AA, Delespaul PA** (2001). Emotional reactivity to daily life stress in psychosis. *Archives of General Psychiatry* **58**, 1137–1144.
- Nezlek JB** (2001). Multilevel random coefficient analyses of event- and interval-contingent data in social and personality psychology research. *Personality and Social Psychology Bulletin* **27**, 771–785.
- Norman RM, Malla AK, Cortese L, Diaz F** (1998). Aspects of dysphoria and symptoms of schizophrenia. *Psychological Medicine* **28**, 1433–1441.
- Raine A, Reynolds C, Lencz T, Scerbo A, Triphon N, Kim D** (1994). Cognitive-perceptual, interpersonal and disorganized features of schizotypal personality. *Schizophrenia Bulletin* **20**, 191–201.
- Spitznagel MB, Suhr JA** (2004). Neuropsychological impairment associated with symptoms of schizotypy: role

of depressive and paranoid symptoms. *Journal of Nervous and Mental Disease* **192**, 382–384.

Stefanis NC, Hanssen M, Smirnis NK, Avramopoulos DA, Evdokimidis IK, Stefanis CN, Verdoux H, Van Os J (2002). Evidence that three dimensions of psychosis have a distribution in the general population. *Psychological Medicine* **32**, 347–358.

Verdoux H, Husky M, Tournier M, Sorbara F, Swendson JD (2003). Social environments and daily life occurrence of psychotic symptoms. *Social Psychiatry and Psychiatric Epidemiology* **38**, 654–661.

Vollema MG, van den Bosch RJ (1995). The multidimensionality of schizotypy. *Schizophrenia Bulletin* **21**, 19–31.