

Research Article

Cite this article: Fecchio A *et al* (2022). Beta diversity, prevalence, and specificity of avian haemosporidian parasites throughout the annual cycle of Chilean *Elaenia* (*Elaenia chilensis*), a Neotropical austral migrant. *Parasitology* **149**, 1760–1768. <https://doi.org/10.1017/S0031182022001317>

Received: 4 May 2022

Revised: 25 July 2022

Accepted: 10 September 2022

First published online: 27 September 2022

Key words:








Avian malaria; haemosporidian transmission; host migration; *Leucocytozoon*; *Parahaemoproteus*; parasite specificity; parasite turnover; *Plasmodium*

Author for correspondence:

Alan Fecchio,

E-mail: alanfecchio@gmail.com

Beta diversity, prevalence, and specificity of avian haemosporidian parasites throughout the annual cycle of Chilean *Elaenia* (*Elaenia chilensis*), a Neotropical austral migrant

Alan Fecchio^{1,2} , Raphael I. Dias³ , Gabriel M. De La Torre⁴ , Jeffrey A. Bell⁵ , M. Cecilia Sagario⁶, Cristian A. Gorosito² , Carolina C. dos Anjos⁷ , Camile Lugarini⁸, Vítor Q. Piacentini⁹, João B. Pinho¹, Karin Kirchgatter^{7,10} , Robert E. Ricklefs¹¹, Fabio Schunck¹² and Victor R. Cueto²

¹Programa de Pós-graduação em Ecologia e Conservação da Biodiversidade, Universidade Federal de Mato Grosso, Cuiabá, MT, Brazil; ²Laboratório de Ecología de Aves, Centro de Investigación Esquel de Montaña y Estepa Patagónica (CIEMEP), CONICET – Universidad Nacional de la Patagonia San Juan Bosco, Esquel, Chubut, Argentina; ³Faculdade de Ciências da Educação e Saúde, Centro Universitário de Brasília, Brasília, DF, Brazil; ⁴Programa de Pós-graduação em Ecologia e Conservação, Universidade Federal do Paraná, Curitiba, PR, Brazil; ⁵Department of Biology, University of North Dakota, Grand Forks, ND, USA; ⁶Grupo de Ecología Terrestre de Neuquén, Instituto de Investigaciones en Biodiversidad y Medioambiente (INIBIOMA–CONICET and UNComahue), and Centro de Ecología Aplicada del Neuquén (CEAN), Junín de los Andes, Neuquén, Argentina; ⁷Programa de Pós-graduação em Medicina Tropical, Faculdade de Medicina, Universidade de São Paulo, São Paulo, SP, Brazil; ⁸Centro Nacional de Pesquisa e Conservação de Aves Silvestres, Instituto Chico Mendes de Conservação da Biodiversidade, Florianópolis, SC, Brazil; ⁹Departamento de Biología e Zoología & Programa de Pós-graduação em Zoología, Instituto de Biociências, Universidade Federal de Mato Grosso, Cuiabá, MT, Brazil; ¹⁰Laboratório de Bioquímica e Biología Molecular, Superintendência de Controle de Endemias, São Paulo, SP, Brazil; ¹¹Department of Biology, University of Missouri–St. Louis, St. Louis, MO, USA and ¹²Brazilian Committee for Ornithological Records – CBRO, Brazil

Abstract

Migratory birds are implicated in dispersing haemosporidian parasites over great geographic distances. However, their role in sharing these vector-transmitted blood parasites with resident avian host species along their migration flyway is not well understood. We studied avian haemosporidian parasites in 10 localities where Chilean *Elaenia*, a long-distance Neotropical austral migrant species, spends part of its annual cycle to determine local parasite transmission among resident sympatric host species in the *elaenia*'s distributional range across South America. We sampled 371 Chilean *Elaenias* and 1,818 birds representing 243 additional sympatric species from Brazilian wintering grounds to Argentinian breeding grounds. The 23 haemosporidian lineages found in Chilean *Elaenias* exhibited considerable variation in distribution, specialization, and turnover across the 10 avian communities in South America. Parasite lineage dissimilarity increased with geographic distance, and infection probability by *Parahaemoproteus* decreased in localities harbouring a more diverse haemosporidian fauna. Furthermore, blood smears from migrating Chilean *Elaenias* and local resident avian host species did not contain infective stages of *Leucocytozoon*, suggesting that transmission did not take place in the Brazilian stopover site. Our analyses confirm that this Neotropical austral migrant connects avian host communities and transports haemosporidian parasites along its distributional range in South America. However, the lack of transmissible stages at stopover site and the infrequent parasite lineage sharing between migratory host populations and residents at breeding and wintering grounds suggest that Chilean *Elaenias* do not play a significant role in dispersing haemosporidian parasites, nor do they influence local transmission across South America.

Introduction

Migratory birds connect ecosystems, with millions of individuals flying long distances between breeding and wintering grounds (Bauer and Hoye, 2014). Due to their intercontinental dispersal capability, migrant birds are thought to play an important role in global disease transmission (Altizer *et al.*, 2011). Migrating birds can disperse parasitic and pathogenic organisms, as well as vectors and their associated pathogens, such as ticks and tick-borne pathogens (Hasle, 2013). Therefore, migratory birds may play an important role in spreading zoonotic diseases across naïve host populations, increasing both parasite and vector geographic ranges (Hasle, 2013).

During migration, birds usually stopover locally to feed between breeding and wintering areas where they are exposed to different parasitic taxa (Figueroa and Green, 2000; Ricklefs *et al.*, 2017). This behaviour might also increase parasite transmission at stopover grounds owing to the dense aggregation of conspecifics during foraging (Altizer *et al.*, 2011).

Therefore, migratory birds are expected to have higher infection rates and harbour a more diverse parasite fauna than resident species. However, parasite diversity and prevalence are not only influenced by avian host exposure and susceptibility in migratory species, but also by transmission dynamics and parasite life histories. For example, in several analyses, migratory birds had higher richness of endoparasites acquired by host's ingestion, such as helminths and nematodes, than resident birds (Koprivnikar and Leung, 2015; Leung and Koprivnikar, 2016; Gutiérrez *et al.*, 2019), whereas migratory and resident birds showed similar richness of vector-transmitted blood parasites (Gutiérrez *et al.*, 2019) or even higher diversity, but lower infection rates in migratory compared to the resident congeneric host species (Emmenegger *et al.*, 2018).

Haemosporidian parasites of the genera *Plasmodium*, *Leucocytozoon*, *Haemoproteus*, and *Parahaemoproteus* comprise a diverse and cosmopolitan group of microparasites that infect avian blood cells for development and reproduction (Galen *et al.*, 2018). They are transmitted by mosquitoes (Culicidae), black flies (Simuliidae), hippoboscids (Hippoboscidae), and biting midges (Ceratopogonidae), respectively (reviewed by Santiago-Alarcon *et al.*, 2012a). The few studies assessing feeding preferences of haematophagous diptera have revealed low preference for specific bird species (e.g., Santiago-Alarcon *et al.*, 2012b; Bobeva *et al.*, 2015; Chakarov *et al.*, 2020). This reinforces that haemosporidian lineage sharing between unrelated avian species is mediated by their vectors, possible due to their generalist feeding preference, being capable of feeding on an enormous diversity of vertebrate host species, thus increasing host switching in any given environment (Chakarov *et al.*, 2020).

By connecting avian host communities from distinct geographic regions, long-distance migratory birds can also influence local parasite shifting (Waldenström *et al.*, 2002; Ricklefs *et al.*, 2017). For example, Nearctic passerine migrants harbour *Plasmodium* and *Parahaemoproteus* lineages from both temperate breeding and tropical wintering grounds, indicating host-switching between resident bird species across migratory ranges (Ricklefs *et al.*, 2017). Because haemosporidians may produce life-long infections, these parasites can be transported by their avian hosts during migration to potentially colonize the local vector community and eventually infect new avian hosts in different regions. However, this local shifting in parasite lineages might depend on avian host compatibility and not only on vector exposure (Medeiros *et al.*, 2013). Therefore, migratory birds have played an important role in the evolutionary history of avian haemosporidians (Jenkins *et al.*, 2012; Ricklefs *et al.*, 2017).

The Chilean Elaenia (*Elaenia chilensis*) is a long-distance migrant species that breeds in Patagonia and overwinters in tropical South America (Bravo *et al.*, 2017). During the non-breeding season, this species shows intratropical displacement between the South American biomes of Caatinga, Atlantic Forest, and Cerrado (Bravo *et al.*, 2017). Chilean Elaenias follow a loop migration pattern, using different fall routes and only 1 spring route (Bravo *et al.*, 2017). In the Patagonian breeding grounds, the Chilean Elaenia is the most abundant bird species during the breeding season (Ippi *et al.*, 2009; Cueto and Gorosito, 2018). This Neotropical austral migrant is known to harbour lineages of *Plasmodium*, *Parahaemoproteus*, and *Leucocytozoon*, with variable degrees of specificity, prevalence, and sharing between resident host species in their breeding range across temperate Chile (Merino *et al.*, 2008). However, the parasite turnover and transmission dynamics through the annual cycle of this migratory avian host remain unknown.

Spatial heterogeneity in prevalence and diversity of haemosporidian parasites within migratory host populations during their annual cycles may result from variation in both abundance

and composition of sympatric avian species within the local host community, which promotes new opportunities for parasite host shifting between resident and migratory host populations. Variation in functional host traits that limit avian malaria infection can change in response to landscape conditions (Fecchio *et al.*, 2021a). As spatial variation in avian host occurrences and competent vectors composition can alter host-parasite contact rates (Canard *et al.*, 2014), the arrival of migrant hosts could change local host community composition and vector compatibility leading to local changes in a parasite's host specificity. Changes in host specificity may subsequently influence parasite prevalence, distribution, and diversity.

Here, we investigated the beta diversity, prevalence, and host specificity of haemosporidian parasites hosted by Chilean Elaenia and other avian hosts occurring in sympatry during the annual cycle of this intracontinental austral migrant across South America. Because the similarity of haemosporidian parasites assemblages decreases in host avian communities with increasing geographic distance across South America (Fecchio *et al.*, 2019b), we hypothesize that Chilean Elaenia populations that are more distant geographically will harbour a more dissimilar assemblage of haemosporidian parasites during their annual cycle.

Materials and methods

Bird sampling

Our analyses are based on collections of 2,189 blood samples from 244 avian species in Argentina and Brazil, of which records for 1,701 of these were published previously (see Supporting Information Table S1 for the publication source). These samples included 10 bird communities surveyed across 6 South American biomes where Chilean Elaenias spend part of their annual cycle wintering, breeding, and migrating (Fig. 1). All birds were caught using mist nets and, from each individual, approximately 50 μ L of blood was collected from the brachial vein and stored either in 95% ethanol or on FTA cards. We prepared 1 or 2 thin blood smears from each of 161 birds captured at 1 stopover site in Serra do Mar State Park (Núcleo Curucutu), Southeastern Brazil, and at 1 breeding site in Esquel, Southern Argentina. Blood smears were air-dried and fixed in absolute methanol after collection in the field. After blood collection, birds were either ringed and released, or euthanized and prepared as museum specimens. Birds were captured in accordance with corresponding permits in Brazil (license issued by Instituto Chico Mendes de Conservação da Biodiversidade – ICMBio numbers: SISBIO 10698, 36538, 59198-5) and Argentina (license issued by Dirección de Fauna y Flora Silvestre del Chubut: DFyFS 86/2016, 35/2017, 27/2018 and Dirección Provincial de Recursos Faunísticos del Neuquén: DET47/2017).

We selected 4 traits of the sampled host species to assess haemosporidian host functional specificity: diet, foraging strata, body mass, and migratory strategy. We defined the term host functional specificity based on De La Torre *et al.* (2022). This index was used previously to assess the lineage specificity for host attributes that affect parasite infection, and consequently can be considered functional traits in host-parasite interaction. The first 3 traits were extracted from Elton Traits 1 (Wilman *et al.*, 2014), whereas the latter was extracted from Dufour *et al.* (2019). Diet and foraging strata are semiquantitative variables, provided as the proportion for each diet category and the proportion of each stratum that a bird species uses, whereas body mass is a continuous variable. Migratory strategy is a categorical variable with 3 classes: resident, partial migratory, and strictly migratory. Due to the low number of species that are strictly migratory in our dataset, we pooled the 2 classes

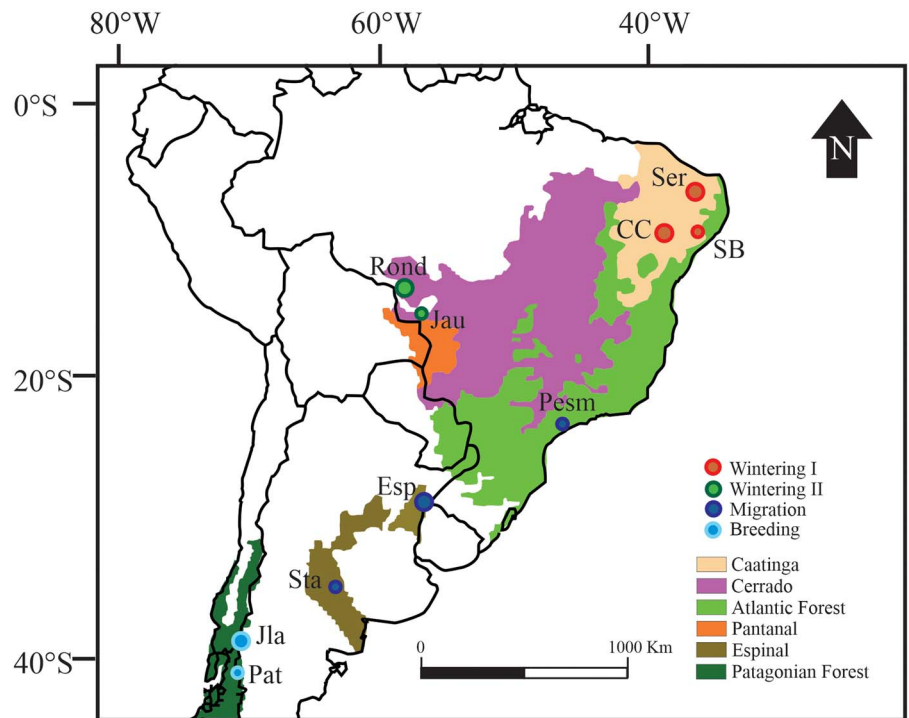


Fig. 1. Sampling areas across the Chilean *Elaenia* phenological cycle and distributional range. Circle sizes represent parasite prevalence for each avian community according to the phenological cycle. The smallest circle represents a prevalence of 7.0% and the largest circle represents a prevalence of 37.7%. Rectangles depict the biomes where the population was sampled. The names and geographic coordinates of the 10 localities can be found in Supporting Information Table 1.

related to migration and generated a binomial variable with the value of '1' if the species is migratory and '0' if the species is resident. We then calculated the pairwise functional distance between host species using the modified Gower distance (`dist.ktab` function, provided by `ade4` package; Dray and Dufour, 2007), and generated a hierarchical cluster analysis based on the functional distance dissimilarities. To perform the haemosporidian host phylogenetic specificity, we extracted 1000 phylogenetic trees of the sampled host species from BirdTree Project (Jetz *et al.*, 2012). We used the consensus and `compute.brlen` functions (`ape` package; Paradis *et al.*, 2004) to generate a consensus tree with the highest proportion of clade representation, and computed branch lengths (Grafen, 1989; Felsenstein, 2004).

Parasite detection and identification

Total DNA was extracted from avian blood using either the Qiagen DNeasy 96 Blood and Tissue kit (Qiagen, Valencia, CA) or Wizard® SV 96 Genomic DNA Purification System (Promega, Madison, WI, USA), following the manufacturers protocols, or using standard phenol–chloroform or ammonium acetate–isopropanol protocols (Sambrook and Russell, 2001). For most of the sampled birds ($n = 1739$) we used the protocols of Hellgren *et al.* (2004) to initially screen DNA samples for haemosporidian parasites and then to amplify a 479 bp region of the parasite cytochrome *b* gene (*cyt-b*) from infected individuals using nested PCR. More detailed information on laboratory methods, primer names and PCR conditions can be found in Hellgren *et al.* (2004). A subset of samples ($n = 450$) was screened following the protocol of Fallon *et al.* (2003) and then the protocol of Hellgren *et al.* (2004) as described above was used to amplify the 479 bp region of *cyt-b*, although this subset of samples was not screened for the genus *Leucocytozoon*. All PCR amplifications included positive controls with each individual bird being screened only once. Due to the high sensitivity of nested PCR, negative controls were also included in runs to check for possible contamination and false positives, although none were found in any PCR run. PCR products were purified using Exo-SAP-IT (Affymetrix, Santa Clara, CA, USA) and sequenced using

BigDye terminator v3.1 cycle sequencing kit (Applied Biosystems, Foster City, CA, USA). Sequence identities were verified with a local BLAST against the MalAvi database (Bensch *et al.*, 2009) using BioEdit v.7.2.0 (Hall, 1999), and identified lineages were assigned to the taxa *Plasmodium*, *Haemoproteus*, *Parahaemoproteus*, or *Leucocytozoon*. Parasite lineages were named after the host of origin following a standard protocol (Bensch *et al.*, 2009). All sequences are deposited in MalAvi and GenBank, and accession numbers can be found in the raw dataset (Supporting Information Table S1).

To assure that blood parasites were producing transmissible stages within avian hosts we screened blood smears from 161 birds using traditional microscopy. Blood smears were stained with a 10% Giemsa solution for 1 h and examined for 20–25 min, viewing 100 fields at low magnification (400×) and 100 fields at high magnification (1000×) using an Olympus BX51 light microscope. Parasites were identified morphologically according to Valkiūnas (2005).

Statistical analysis

We fitted generalized linear mixed models (GLMMs) with binomial error distributions to investigate how the annual cycle, and the diversity and prevalence of blood parasites in the avian community affected the infection probability of haemosporidian parasites in Chilean *Elaenias*. Models were implemented using the `glmer` function from the `lme4` package (Bates *et al.*, 2015). We used the 'bobyqa' optimizer to increase the number of iterations to achieve convergence of all models. We first investigated whether the fixed effects influenced the probability of infection by blood parasites of any type (i.e., pooled parasites). Then, we investigated the effect of the same explanatory variables independently for each parasite taxon (*Leucocytozoon*, *Parahaemoproteus*, and *Plasmodium*). We used the location where the bird was collected as a random term in all models. We calculated the Shannon–Wiener index per avian community using the function 'diversity' from the package `vegan` (Oksanen *et al.*, 2019).

To investigate the association between haemosporidian assemblage composition and the distance between sites we used Mantel

tests. We performed these analyses using the whole haemosporidian assemblage, considering lineages only found in Chilean Elaenias. To create the community dissimilarity matrices, we used the Bray–Curtis method employing the function `vegdist` from the package *vegan* (Oksanen *et al.*, 2019). The geographic distance matrices were created using the function `distm` from the package *geosphere* (Hijmans, 2019). We used the Vincenty (ellipsoid) method to calculate the distance between sites through the function `distVincentyEllipsoid`. Mantel tests were performed with the function `mantel` in the *vegan* package (Oksanen *et al.*, 2019).

To investigate the similarity of haemosporidian assemblages among Chilean Elaenias and their phenological cycle, we performed a beta diversity analysis between the parasites found in all sampled Chilean Elaenias and the parasites found in the sampled localities within the Chilean Elaenia's distribution range. The pairwise distances between communities were calculated using the Sorensen index, which we then decomposed into 2 components: turnover and nestedness, based on the beta.pair function (*betapart* package; Baselga and Orme, 2012). Turnover represents the parasite lineage replacement among communities regardless of lineage richness, whereas nestedness measures whether a parasite assemblage is a subset of another considering the lineage richness. Sorensen dissimilarity is the total difference in lineage composition, which can be calculated by summing turnover and nestedness (Baselga, 2010). We calculated the standardized effect size (SES) beta diversity of the 3 components, using null models, to identify whether lineage composition is more similar or more different than expected by chance. We used the independent swap algorithm to randomize lineage composition among parasite assemblages and generated the null models based on 1000 randomizations (Gotelli, 2000). We then compared the observed values with the null models and considered values below the confidence interval as indicating more similar assemblages than expected by chance, while values above the confidence interval indicated more dissimilar assemblages. As we aim to unravel the association between the haemosporidian compositions of Chilean Elaenias during different stages of their phenological cycle, we selected the pairwise distance values between the Chilean Elaenia lineage composition and the lineage composition from other localities and classified it into 4 categories based on the stage of the phenological cycle for each of these localities: breeding, migration, wintering I, and wintering II. We then, identified the phenological cycle stage in which the Chilean Elaenia's lineage composition was more similar or different than expected by chance. We performed this procedure for each of the 3 haemosporidian genera.

We estimated host specificity for each parasite lineage found in our study sites from 3 perspectives (taxonomic, functional, and phylogenetic). We calculated the taxonomic distinctness (S_{TD}) and host taxon complexity ($VarS_{TD}$) per lineage (Poulin and Mouillot, 2003). S_{TD} was calculated as $S_{TD} = 2 \sum \sum w_{ij}/s(s-1)$, where w = index score between species i and j (e.g., $w = 1$ for species pairs in the same genus, and $w = 4$ for species in the same class); and s = the total number of infected species. The variance in S_{TD} represents the level of taxonomic heterogeneity among a group of host species and was calculated as $VarS_{TD} = \sum (w_{ij} - S_{TD})^2/s(s-1)$. The host functional and phylogenetic specificity were calculated using the Net Relatedness Index (NRI) among host species. The NRI is the comparison between the mean pairwise distance (MPD) values and null models, allowing us to identify whether a lineage is more generalist or specialist in relation to host functional distance and host phylogenetic relatedness (Fecchio *et al.*, 2019a). Therefore, the MDP values among host species of each haemosporidian lineage were calculated from both host phylogenetic and functional distance matrices and compared with a null model and multiplying the result by -1 . We

generated the null model by randomizing 1000 times the host species name in each distance matrix. As with the SES index, values outside the CI were considered more different than expected by chance, with, values above the CI considered more specialist than expected, whereas values below the CI were more generalist. These indices were not calculated for lineages infecting a single species.

We calculated the unbiased prevalence and its 95% confidence intervals (CI) with Sterne's exact method (Reiczigel *et al.*, 2010) using the function `epi.prev` from the package *epiR* (Stevenson *et al.*, 2020). All analyses were conducted using the software R 4.0.2 (R Core Team 2020).

Results

General patterns and factors influencing the probability of parasitism in Chilean Elaenias

A total of 371 Chilean Elaenias were sampled across 10 bird communities over a large latitudinal gradient in South America ($\cong 36$ degrees of latitude). Based on molecular screening, haemosporidian infections were observed in 71 of the analysed individuals, corresponding to an overall prevalence of 19.1% (95% CI 15.3–23.6%). The 23 parasite lineages found in Chilean Elaenias belong to *Plasmodium* (47.8%; $n = 11$), *Leucocytozoon* (30.4%; $n = 7$) and *Parahaemoproteus* (21.7%; $n = 5$). As only 9 infections by *Haemoproteus* were detected out of 2,189 screened birds and mainly constrained to Columbidae, this parasite genus was not considered in the following analysis. Despite being the richest parasite genus in terms of number of lineages, *Plasmodium* did not exhibit the highest prevalence in Chilean Elaenias. *Plasmodium* prevalence was 5.7% (95% CI 3.6–8.6%). Most Chilean Elaenias were parasitized by *Leucocytozoon* with a prevalence of 8.4% (95% CI 5.9–11.7%). *Parahaemoproteus* had the lowest prevalence, 5.4% (95% CI 3.5–8.2%).

Microscopic examination of 161 blood smears confirmed the presence of trophozoites, meronts, and gametocytes for *Plasmodium* infection in 5 bird hosts plus 1 mixed infection with *Plasmodium* and *Parahaemoproteus* in Serra do Mar, Brazil. The presence of *Parahaemoproteus* gametocytes was confirmed in 8 infected individuals from the Argentinian Patagonia (breeding site) and Serra do Mar (stopover site). *Leucocytozoon* infection was not seen in any blood slides from Brazil ($n = 139$) or Argentina ($n = 22$). Parasite morphospecies and infective stages for Serra do Mar can be found in Anjos *et al.* (2021).

Parasite diversity and prevalence in the avian host community, as well as the phases of the Chilean Elaenia annual cycle were not important predictors of overall infection in this host species (Table 1). The predictors also did not affect the probability of *Plasmodium* and *Leucocytozoon* infections. However, parasite diversity in the host community was an important predictor of *Parahaemoproteus* infection in Chilean Elaenias ($Z = 2.64$; $P = 0.008$, Table 1). Specifically, the probability of *Parahaemoproteus* infection decreased with increasing diversity of the parasite assemblage (Fig. 2).

Geographic distance and parasite assemblages

We investigated possible geographic structure of parasite assemblages found in Chilean Elaenias and in other hosts across a gradient of $\cong 5200$ km. Considering all hosts (except Chilean Elaenias), the analysis revealed that sampling sites which are geographically closer to each other also harbour more similar parasite assemblages (Mantel test, $r = 0.44$, $P = 0.005$, 10,000 permutations). These results demonstrate that parasite assemblages of the sympatric host species were significantly structured across

Table 1. Results of generalized linear mixed models with a binomial error structure to investigate the effects of parasite diversity (Shannon–Wiener diversity index), prevalence, and annual cycle phases (breeding, migrating and wintering) on the probability of infection by blood parasites in Chilean Elaenias

Variable	Estimate	s.e.	Z	P
All parasites				
Parasite diversity	−0.30	0.66	−0.46	0.647
Prevalence	0.26	4.46	0.06	0.954
Annual cycle (migrating)	0.37	0.98	0.38	0.703
Annual cycle (wintering)	−0.30	0.95	−0.32	0.752
<i>Leucocytozoon</i>				
Parasite diversity	0.50	1.82	0.28	0.783
Prevalence	−8.68	15.01	−0.58	0.563
Annual cycle (migrating)	−0.88	3.19	−0.27	0.784
<i>Plasmodium</i>				
Parasite diversity	14.03	129.57	0.11	0.914
Prevalence	−92.73	170.66	−0.54	0.587
Annual cycle (migrating)	−8.33	49.48	0.17	0.866
Annual cycle (wintering)	−19.76	730.78	0.03	0.978
<i>Parahaemoproteus</i>				
Parasite diversity	−2.18	0.82	−2.64	0.008
Prevalence	7.55	4.89	1.54	0.123
Annual cycle (migrating)	1.54	1.19	1.29	0.197
Annual cycle (wintering)	1.11	0.98	1.13	0.257

The location ID was used as a random term in the analyses.

the Chilean Elaenia distributional range, but that much similarity still exists between them (Fig. 3). When the analysis was constrained to the parasite assemblages found in Chilean Elaenias only, there was no geographic structure. That is, we found no association between geographic distance and compositional dissimilarity for the parasite assemblages found in Chilean Elaenias (Mantel test, $r = 0.11$, $P = 0.317$, 10,000 permutations).

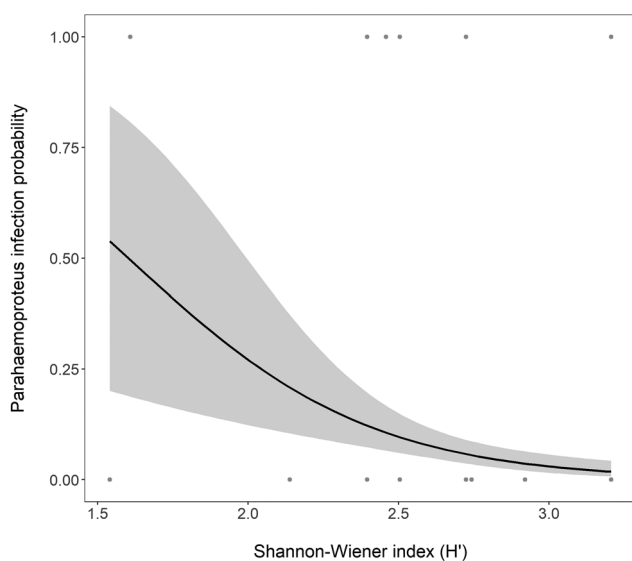


Fig. 2. Effect of haemosporidian parasite lineage diversity on the *Parahaemoproteus* infection probability in Chilean Elaenias. The grey shading represents the 95% confidence interval.

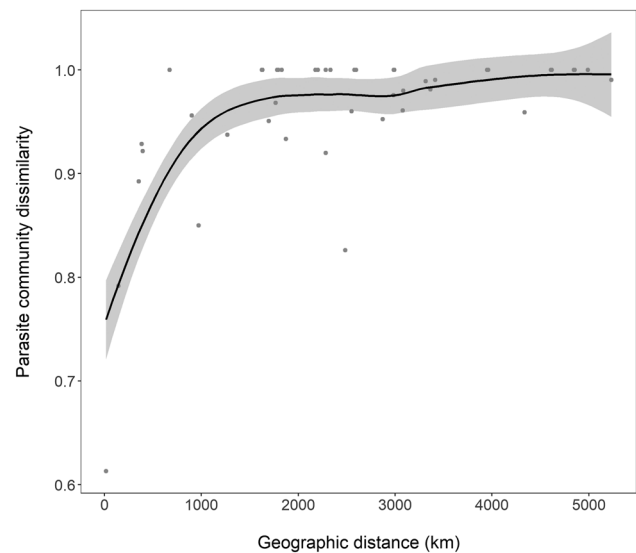


Fig. 3. Association between geographic distance and parasite assemblage dissimilarity for the host sympatric species recorded across the Chilean Elaenia distributional range. The grey shading represents the 95% confidence interval.

Beta diversity of haemosporidians from Chilean Elaenias, and the phenological cycle

Based on the comparison between haemosporidian pairwise beta diversity and its respective null models, we found that *Parahaemoproteus* lineage composition in Chilean Elaenia was more similar than expected by chance to the lineage composition of the sympatric avian species in 2 localities from wintering II and 1 locality from wintering I (Fig. 4). This similarity is due to low *Parahaemoproteus* lineage turnover between Chilean Elaenia *Parahaemoproteus* assemblages and the respective localities, in which lineage replacement was also lower than expected by chance (Fig. 4). Conversely, the nestedness between the *Parahaemoproteus* lineage composition of Chilean Elaenias and these localities was higher than expected by chance. This means that *Parahaemoproteus* lineages found in the Chilean Elaenias are a subset from the *Parahaemoproteus* assemblages located in wintering I, whereas the *Parahaemoproteus* assemblages from wintering II are subsets of the *Parahaemoproteus* lineages found in the Chilean Elaenias. Neither *Plasmodium* nor *Leucocytozoon* presented significant values of lineage beta diversity (Fig. 4).

Host specificity

In general, parasites showed intermediate taxonomic distinctness, but low host–taxon complexity, indicating that parasite lineages show a consistent host specificity at lower taxonomic levels. Host specificity was similar for *Plasmodium* lineages S_{TD} (2.99 ± 0.39 ; mean \pm s.d.), *Parahaemoproteus* lineages (2.66 ± 0.44 ; mean \pm s.d.), and *Leucocytozoon* lineages (2.46 ± 0.49 ; mean \pm s.d.). Furthermore, there was no difference in taxonomic distinctness and host taxa complexity between the lineages found in Chilean Elaenias and the lineages found in the other sympatric host species (Table 2; $P > 0.05$). On the other hand, considering lineages only found in Chilean Elaenias, we observed that *Plasmodium* lineages infected a greater taxonomic range of avian hosts than *Parahaemoproteus* lineages ($P = 0.017$; Fig. 5).

When analysing lineage specificity considering the functional role of avian host species and their respective evolutionary history, we found that the Chilean Elaenias haemosporidian pool is not composed of specialist nor generalist lineages, with the exception of *Parahaemoproteus* lineages, in which 2 were phylogenetic specialists and 1 a functional specialist (Fig. 5). In contrast, the 2

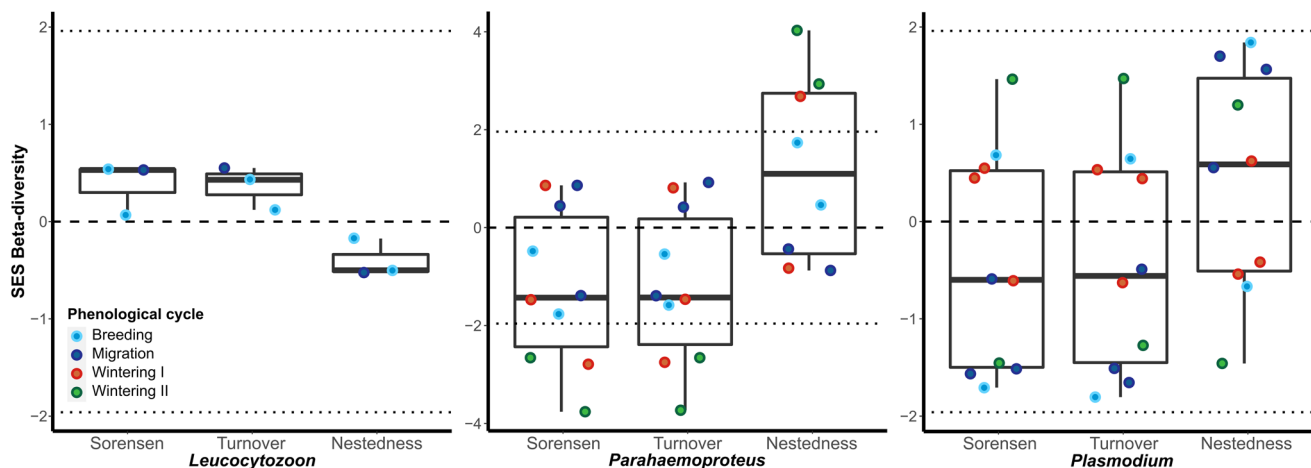


Fig. 4. Beta diversity analyses between parasites of Chilean Elaenias from the localities within their phenological cycle. Circles below the confidence interval (dotted lines) indicate more similar composition than expected by chance, whereas circles above the confidence interval indicate more dissimilar assemblages.

Table 2. Taxonomic distinctness (S_{TD}) and host taxa complexity ($VarS_{TD}$) for the lineages found in Chilean Elaenias and sympatric host species recorded in the study sites

Parasite lineages	Chilean Elaenia				Sympatric host species			
	S_{TD}		$VarS_{TD}$		S_{TD}		$VarS_{TD}$	
	Mean	s.d.	Mean	s.d.	Mean	s.d.	Mean	s.d.
All	2.70	0.40	0.07	0.09	2.84	0.52	0.10	0.20
<i>Plasmodium</i>	2.95	0.07	0.06	0.08	3.00	0.45	0.11	0.24
<i>Leucocytozoon</i>	2.61	0.54	0.05	0.08	2.37	0.51	0.03	0.06
<i>Parahaemoproteus</i>	2.47	0.45	0.09	0.12	2.73	0.43	0.13	0.17

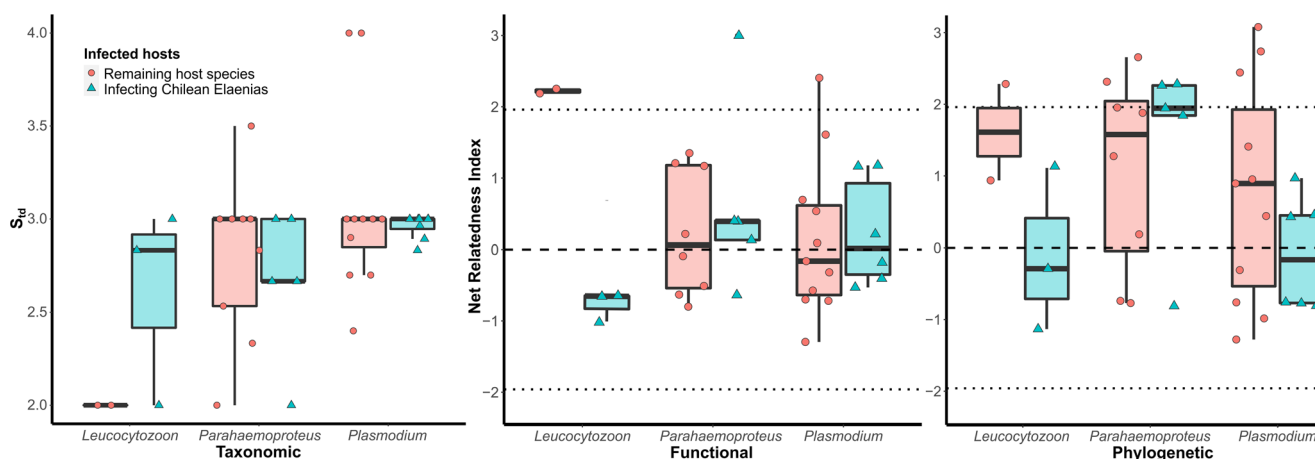


Fig. 5. Lineage host specificity of haemosporidian genera found in Chilean Elaenias and other sympatric bird species. Note that lineages above the confidence interval (dotted line) are considered host specialists.

Leucocytozoon lineages infecting hosts other than Chilean Elaenias are considered functional specialists and 1 lineage is a phylogenetic specialist. We also found 3 phylogenetic specialists and 1 functional specialist *Plasmodium* lineages infecting sympatric host species (Fig. 5).

Discussion

Our survey of haemosporidians in Chilean Elaenias across South America showed that the prevalence of *Plasmodium* and

Leucocytozoon are similar through the annual cycle of this Neotropical austral migrant, but that the prevalence of *Parahaemoproteus* is lower in locations with higher diversity of haemosporidian parasite lineages overall. Furthermore, geographic distance explained the dissimilarity of haemosporidian lineages infecting the bird communities during the annual cycle of Chilean Elaenia, even though this migratory host species was infected by a similar composition of lineages across its distributional range. Finally, our study confirms that haemosporidian lineages demonstrate consistent host specificity at a lower avian

taxonomic levels, but *Plasmodium* lineages tend to be phylogenetically specialized in sympatric host species rather than in Chilean Elaenias.

Prevalence of haemosporidians through the annual cycle of Chilean Elaenia

Here we show that *Parahaemoproteus* was less prevalent in Chilean Elaenia populations occurring in bird communities harbouring a more diverse parasite fauna. This suggests that competition between haemosporidian genera, not deep host evolutionary history, may be a relevant factor explaining parasite persistence in a host population. A recent global synthesis of avian haemosporidian prevalence showed that long-distance migrants are more often infected by *Leucocytozoon*, but this avian host trait can also influence infection probability in opposing directions across zoogeographical realms for *Plasmodium* and *Parahaemoproteus* (Fecchio *et al.*, 2021b). Avian host susceptibility may be conserved evolutionarily (a trait that can make the host species more competent in coping with infection, see Barrow *et al.*, 2019). We argue that the relationship between a particular avian host species and its haemosporidian parasites changes geographically due to intrinsic properties of a parasite lineage (e.g., competition and colonization) or vector dissimilarity, therefore altering the prevalence of a single avian host species across its distributional range. For example, avian host populations inhabiting fragmented habitats were more often infected by haemosporidian parasites (Pérez-Rodríguez *et al.*, 2018), presumably due to changes in vector composition in response to recent human-induced landscape changes. The role of geography in structuring avian haemosporidian prevalence across evolutionary independent host populations has also been shown in the Lesser Antilles (Ricklefs *et al.*, 2011).

Haemosporidian transmission between wintering and breeding grounds

Biogeographic structure in parasite distribution is expected when host switching is relatively common in host–parasite systems (Weckstein, 2004), and a recent study has shown that host switching is the main macroevolutionary pattern in avian haemosporidian parasites (Alcala *et al.*, 2017). Across South American biomes, haemosporidian lineage sharing decreases as a function of increased geographic distance between bird communities inhabited by Chilean Elaenias, but the lineage composition within Chilean Elaenia remains similar throughout their annual cycle irrespective of geographic location. This suggests that the Chilean Elaenia plays a negligible role in local parasite transmission along its distributional range in South America. However, haemosporidian lineage sharing is higher in the elaenia's tropical wintering grounds (e.g., Cerrado and Caatinga biomes), and Chilean Elaenias tend to harbour a higher, albeit nested, lineage diversity of *Parahaemoproteus* during wintering in an arid zone of Northeastern Brazil, the Caatinga biome. Furthermore, localities occupied during the second stage of the wintering cycle of Chilean Elaenia contained nested *Parahaemoproteus* lineage composition when compared with the Chilean Elaenia parasite assemblage, demonstrating that the movement of this migratory host within its tropical wintering grounds in Brazil may disperse *Parahaemoproteus*. This implies that Chilean Elaenias contribute with the spread of some lineages across their tropical flyway before the long migration to Patagonian breeding grounds. Possibly, *Parahaemoproteus* lineage sharing and cross-species transmission between the tropical wintering grounds and the temperate breeding grounds are constrained locally due to the lack of suitable biting midge vectors that enable

parasite shifting within sympatric host species or by avian host dissimilarity along this large latitudinal gradient in South America.

Lack of transmission at stopover ground

Due to the phenological cycle of the Chilean Elaenia, this austral migrant inhabits locations with active vectors that can potentially transmit 3 haemosporidian parasite genera year-round. For example, individuals could be infected by *Leucocytozoon* on their breeding grounds in Patagonia and by *Parahaemoproteus* and *Plasmodium* on the wintering grounds in Northeast Brazil. However, the behaviour of this host species during migration across the Atlantic Forest right after the breeding season may prevent parasite transmission at the subtropical stopover sites. Migrating Chilean Elaenias stopover for only a short time during day-light hours for feeding and resting, which might not provide sufficient time to be exposed to local vectors (e.g., crepuscular or nocturnal vector species). This behaviour, based on mist net capture rates in Serra do Mar might prevent individual birds from acquiring local haemosporidian lineages during fall migration (see Cueto *et al.*, 2016 for the same refuelling behaviour during spring migration in Argentina). Moreover, the absence of transmissible stages visualized in blood smears during the stopover in Serra do Mar suggest that Chilean Elaenias migrate carrying a rather low abundance of *Leucocytozoon* parasites. This low parasitaemia associated with avian host behaviour can impede the transmission of *Leucocytozoon* at stopover sites. If these individuals infected by *Leucocytozoon* reach the tropical wintering grounds, the transmission could be also constrained due to the lack of competent blackfly vectors.

Limitations of our results should be acknowledged. First, we did not account for variation in parasite detection across multiple molecular screening of the same individual bird (Ramey *et al.*, 2015; Rodriguez *et al.*, 2021). Second, we did not include in our analyses environment variables to explain turnover between Chilean Elaenias and sympatric host species. Nonetheless, it has been shown that climatic similarity is not important in driving parasite turnover in South America when controlling for the effect of geographic distance and host similarity (Fecchio *et al.*, 2019b). Third, we only examined a subset of the blood samples using microscopic examination. This diagnostic method would be imperative to determine if the migratory bird host was harbouring parasite stages capable of completing their cycle in the vector host with potential to be transmitted to other avian host species locally.

Conclusion

Migrant birds connect both avian host communities and parasite assemblages over vast geographic distance and, thus, potentially can spread pathogenic and parasitic organisms during their annual cycle. Indeed, previous studies have shown that migratory birds can disperse haemosporidian parasites between wintering tropical grounds and temperate breeding grounds and influence local transmission in Neotropical and Nearctic regions (Ramey *et al.*, 2015; Smith and Ramey, 2015; Ricklefs *et al.*, 2017; de Angeli Dutra *et al.*, 2021a; 2021b). Our study, focusing on an abundant Neotropical austral migrant, points to a different conclusion: because of the lack of generalist lineages infecting Chilean Elaenias and high degree of phylogenetic and functional host specificity of abundant parasite lineages infecting sympatric host species, combined with increased parasite dissimilarity in response to the geographic distance, the contribution of migrant Chilean Elaenias to parasite sharing across their entire distributional range can be negligible. Importantly, *Parahaemoproteus* lineages dispersed by Chilean Elaenias are shared within

wintering tropical grounds, but parasite cross species transmission between tropical and temperate avian communities is constrained, possible due to great dissimilarity in biting midge communities along large geographic and climatic gradients across South America. Finally, based on the lack of transmissive stages of *Leucocytzoon* in infected Chilean Elaenias returning from the Patagonian breeding grounds, this long-distance host migrant species does not influence local *Leucocytzoon* transmission in 1 subtropical stopover site, the Serra do Mar in the Brazilian Atlantic Forest. This negligible role of a long-distance migratory host species in influencing local parasite transmission across its distributional range has been shown previously in a boreal passerine migrant (Pulgarín-R *et al.*, 2019). This study demonstrated that haemosporidian lineage sharing across the range of grey-cheeked thrush (*Catharus minimus*) may actually represent an abortive infection, thus preventing parasite shifting among sympatric avian host species. Additional screening of *Leucocytzoon* across Chilean Elaenias' migratory flyways in Brazil would be imperative to confirm whether lineages of *Leucocytzoon* from Patagonian breeding grounds are dispersed by this Neotropical austral migrant and shared among tropical sympatric avian host species.

Supplementary material. The supplementary material for this article can be found at <https://doi.org/10.1017/S0031182022001317>.

Data availability. The bird infection data used in this study are available in the raw dataset. The parasite sequences, lineage names and GenBank access numbers are provided in Supporting Information Table S1.

Acknowledgements. We thank all ornithologists and field assistants who helped collect the blood samples used in this study, as well as all collaborators who contributed previously published data. We acknowledge the Curucutu Nucleus team for support in the field. We also thank Instituto Chico Mendes de Conservação da Biodiversidade (ICMBio), Fundação Florestal de São Paulo (COTEC), CEMAVE/ICMBio and Dirección de Fauna y Flora Silvestre del Chubut that provided permits necessary for collection of tissue samples in Brazil and Argentina.

Author's contributions. AF, FS, GMDLT, JAB, KK, RID and VRC designed the study; AF, MCS, CAG, CL, VQP, JBP, FS and VRC collected data; AF, CCA and CL performed laboratory analyses; JAB and AF organized the data; AF, RID, GMDLT analysed the data and wrote the manuscript; all authors revised the manuscript and contributed with writing.

Financial support. AF was supported by a PNPd scholarship from Coordenação de Aperfeiçoamento de Pessoal de Nível Superior – CAPES (Process number 88887.342366/2019-00). KK is a CNPq research fellow (process number 309396/2021-2).

Conflict of interest. The authors declare there are no conflicts of interest.

Ethical standards. All applicable guidelines from Brazilian and Argentinian institutions for the collecting, care and use of animals were followed.

References

- Alcala N, Jenkins T, Christe P and Vuilleumier S (2017) Host shift and cospeciation rate estimation from co-phylogenies. *Ecology Letters* **20**, 1014–1024.
- Altizer S, Bartel R and Han BA (2011) Animal migration and infectious disease risk. *Science* **331**, 296–302.
- Anjos CC, Chagas CRF, Fecchio A, Schunck F, Costa-Nascimento MJ, Monteiro EF, Mathias BS, Bell JA, Guimarães LO, Comiche KJM, Valkiūnas G and Kirchgatter K (2021) Avian malaria and related parasites from resident and migratory birds in the Brazilian Atlantic Forest, with description of a new *Haemoproteus* species. *Pathogens* **10**, 103.
- Barrow LN, McNew SM, Mitchell N, Galen SC, Lutz HL, Skeen H, Valqui T, Weckstein JD and Witt CC (2019) Deeply conserved susceptibility in a multi-host, multi-parasite system. *Ecology Letters* **22**, 987–998.
- Baselga A (2010) Partitioning the turnover and nestedness components of beta diversity. *Global Ecology and Biogeography* **19**, 134–143.
- Baselga A and Orme CDL (2012) betapart: an R package for the study of beta diversity. *Methods in Ecology and Evolution* **3**, 808–812.
- Bates D, Mächler M, Bolker B and Walker S (2015) Fitting linear mixed-effects models using lme4. *Journal of Statistical Software* **67**, 1–48.
- Bauer S and Hoyer BJ (2014) Migratory animals couple biodiversity and ecosystem functioning worldwide. *Science* **344**, 1242552.
- Bensch S, Høllgren O and Pérez-Tris J (2009) MalAvi: a public database of malaria parasites and related haemosporidians in avian hosts based on mitochondrial cytochrome b lineages. *Molecular Ecology Resources* **9**, 1353–1358.
- Bobeva A, Zehindjiev P, Ilieva M, Dimitrov D, Mathis A and Bensch S (2015) Host preferences of ornithophilic biting midges of the genus *Culicoides* in the Eastern Balkans. *Medical and Veterinary Entomology* **29**, 290–296.
- Bravo SP, Cueto VR and Gorosito CA (2017) Migratory timing, rate, routes and wintering areas of white-crested Elaenia (*Elaenia albiceps chilensis*), a key seed disperser for Patagonian Forest regeneration. *PLoS ONE* **12**, e0170188.
- Canard EF, Mouquet N, Mouillot D, Stanko M, Miklisova D and Gravel D (2014) Empirical evaluation of neutral interactions in host-parasite networks. *The American Naturalist* **183**, 468–479.
- Chakarov N, Kampen H, Wiegmann A, Werner D and Bensch S (2020) Blood parasites in vectors reveal a united blackfly community in the upper canopy. *Parasites and Vectors* **13**, 309.
- Cueto VR and Gorosito CA (2018) Seasonal changes in bird assemblages of a forest-steppe ecotone in North Patagonia. *Ornitología Neotropical* **29**, 349–358.
- Cueto VR, Sagario MC and Lopez de Casenave J (2016) Do migrating white-crested Elaenia (*Elaenia albiceps chilensis*) use stopover sites en route to their breeding areas? Evidence from the central Monte desert, Argentina. *Emu* **116**, 301–304.
- de Angeli Dutra D, Fecchio A, Braga ÊM and Poulin R (2021a) Haemosporidian taxonomic composition, network centrality and partner fidelity between resident and migratory avian hosts. *Oecologia* **197**, 501–509.
- de Angeli Dutra D, Filion A, Fecchio A, Braga ÊM and Poulin R (2021b) Migratory birds disperse haemosporidian parasites and affect their transmission in avian communities. *Oikos* **130**, 979–988.
- De La Torre GM, Fecchio A, Bell JA and Campião KM (2022) Host evolutionary history rather than avian functional traits drives the *Plasmodium* regional assembly in the Atlantic Forest. *Functional Ecology* **38**, 1873–1886.
- Dray S and Dufour A (2007) The ade4 package: implementing the duality diagram for ecologists. *Journal of Statistical Software* **22**, 1–20.
- Dufour P, Descamps S, Chantepie S, Renaud J, Guéguen M, Shiffers K, Thuiller W and Lavergne S (2019) Reconstructing the geographic and climatic origins of long-distances bird migrations. *Journal of Biogeography* **47**, 155–166.
- Emmenegger T, Bauer S, Dimitrov D, Marin JO, Zehindjiev P and Hahn S (2018) Host migration strategy and blood parasite infections of three sparrow species sympatrically breeding in Southeast Europe. *Parasitology Research* **117**, 3733–3741.
- Fallon SM, Ricklefs RE, Swanson BL and Bermingham E (2003) Detecting avian malaria: an improved polymerase chain reaction diagnostic. *The Journal of Parasitology* **89**, 1044–1047.
- Fecchio A, Wells K, Bell JA, Tkach VV, Lutz HL, Weckstein JD, Clegg SM and Clark NJ (2019a) Climate variation influences host specificity in avian malaria parasites. *Ecology Letters* **22**, 547–557.
- Fecchio A, Bell JA, Pinheiro RBP, Cueto VR, Gorosito CA, Lutz HL, Gaiotti MG, Paiva LV, França LF, Toledo-Lima G, Tolentino M, Pinho JB, Tkach VV, Fontana CS, Grande JM, Santillan MA, Caparroz R, Roos AL, Bessa R, Nogueira W, Moura T, Nolasco EC, Comiche KJM, Kirchgatter K, Guimarães LO, Dispoto JH, Marini MÁ, Weckstein JD, Batalha-Filho H and Collins MD (2019b) Avian host composition, local speciation and dispersal drive the regional assembly of avian malaria parasites in South American birds. *Molecular Ecology* **28**, 2681–2693.
- Fecchio A, Lima MR, Bell JA, Schunck F, Corrêa AH, Beco R, Jahn AE, Fontana CS, Silva TH, Repenning M, Braga ÊM, Garcia JE, Lugarini C, Silva JCR, Andrade LHM, Dispoto JH, Anjos CC, Weckstein JD, Kirchgatter K, Ellis VA, Ricklefs RE and De La Torre GM (2021a) Loss of forest cover and host functional diversity increases prevalence of avian

- malaria in the Atlantic Forest. *International Journal for Parasitology* **51**, 719–728.
- Fecchio A, Clark NJ, Bell JA, Skeen H, Lutz HL, De La Torre GM, Vaughan JA, Tkach VV, Schunck F, Ferreira FC, Braga EM, Lugarini C, Wamiti W, Dispoto JH, Galen SC, Kirchgatter K, Sagario MC, Cueto VR, González-Acuña D, Inumaru M, Sato Y, Schumm YR, Quillfeldt P, Pellegrino I, Dharmarajan G, Gupta P, Robin VV, Ciloglu A, Yildirim A, Huang X, Chapa-Vargas L, Álvarez-Medizábal P, Santiago-Alarcon D, Drovetski SV, Hellgren O, Voelker G, Ricklefs RE, Hackett SJ, Collins MD, Weckstein JD and Wells K (2021b) Global drivers of avian haemosporidian infections vary across zoogeographical regions. *Global Ecology and Biogeography* **30**, 2393–2406.
- Felsenstein J (2004) *Inferring Phylogenies*, 1st Edn. Sunderland, USA: Sinauer Associates, Inc.
- Figuerola J and Green AJ (2000) Haematozoan parasites and migratory behaviour in waterfowl. *Evolutionary Ecology* **14**, 143–153.
- Galen SC, Borner J, Martinsen ES, Schaer J, Austin CC, West CJ and Perkins SL (2018) The polyphyly of *Plasmodium*: comprehensive phylogenetic analyses of the malaria parasites (order Haemosporida) reveal widespread taxonomic conflict. *Royal Society Open Science* **5**, 171780.
- Gotelli NJ (2000) Null model analysis of species co-occurrence patterns. *Ecology* **81**, 2606–2621.
- Grafen A (1989) The phylogenetic regression. *Philosophical Transactions of the Royal Society B Biological Sciences* **326**, 119–157.
- Gutiérrez JS, Piersma T and Thielges DW (2019) Micro- and macroparasite species richness in birds: the role of host life history and ecology. *Journal of Animal Ecology* **88**, 1226–1239.
- Hall TA (1999) BIOEDIT: a user-friendly biological sequence alignment editor and analysis program for Windows 95/98/NT. *Nucleic Acids Symposium Series* **41**, 95–98.
- Hasle G (2013) Transport of ixodid ticks and tick-borne pathogens by migratory birds. *Frontiers in Cellular and Infection Microbiology* **3**, 48.
- Hellgren O, Waldenström J and Bensch S (2004) A new PCR assay for simultaneous studies of *Leucocytozoon*, *Plasmodium*, and *Haemoproteus* from avian blood. *The Journal of Parasitology* **90**, 797–802.
- Hijmans, RJ (2019) *geosphere: Spherical Trigonometry*. R package version 1.5–10. Available at <https://CRAN.R-project.org/package=geosphere> (accessed 13 March 2022).
- Ippi S, Anderson CB, Rozzi R and Elphick CS (2009) Annual variation of abundance and composition in forest bird assemblages on Navarino Island, Cape Horn Biosphere Reserve, Chile. *Ornitología Neotropical* **20**, 231–245.
- Jenkins T, Thomas GH, Hellgren O and Owens IPF (2012) Migratory behavior of birds affects their coevolutionary relationship with blood parasites. *Evolution* **66**, 740–751.
- Jetz W, Thomas GH, Joy JB, Hartmann K and Mooers AO (2012) The global diversity of birds in space and time. *Nature* **491**, 444–448.
- Koprivnikar J and Leung TLF (2015) Flying with diverse passengers: greater richness of parasitic nematodes in migratory birds. *Oikos* **124**, 399–405.
- Leung TLF and Koprivnikar J (2016) Nematode parasite diversity in birds: the role of host ecology, life history and migration. *Journal of Animal Ecology* **85**, 1471–1480.
- Medeiros MCI, Hamer GL and Ricklefs RE (2013) Host compatibility rather than vector-host encounter rate determines the host range of avian *Plasmodium* parasites. *Proceedings of the Royal Society of London B: Biological Sciences* **280**, 20122947.
- Merino S, Moreno J, Vasquez RA, Martinez J, Sánchez-Monsálvez I, Estades CF, Ippi S, Sabat P, Rozzi R and McGehee E (2008) Haematozoa in forest birds from southern Chile: latitudinal gradients in prevalence and parasite lineage richness. *Austral Ecology* **33**, 329–340.
- Oksanen J, Blanchet FG, Friendly M, Kindt R, Legendre P, McGlinn D, Minchin PR, O'Hara RB, Simpson GL, Solymos P, Stevens MHH, Szoecs E and Wagner H (2019) *vegan: Community Ecology Package*. R package version 2.5–6. Available at <https://CRAN.R-project.org/package=vegan> (accessed 13 March 2022).
- Paradis E, Claude J and Strimmer K (2004) APE: analyses of phylogenetics and evolution in R language. *Bioinformatics* **20**, 289–290.
- Pérez-Rodríguez A, Khimoun A, Ollivier A, Eraud C, Faivre B and Garnier S (2018) Habitat fragmentation, not habitat loss, drives the prevalence of blood parasites in a Caribbean passerine. *Ecography* **41**, 1835–1849.
- Poulin R and Mouillot D (2003) Parasite specialization from a phylogenetic perspective: a new index of host specificity. *Parasitology* **126**, 473–480.
- Pulgarín-R PC, Gómez C, Bayly NJ, Bensch S, FitzGerald A, Starkloff N, Kirchman J, González-Prieto AM, Hobson KA, Ungvari-Martin J, Skeen H, Castaño MI and Cadena CD (2019) Migratory birds as vehicles for parasite dispersal? Infection by avian haemosporidians over the year and throughout the range of a long-distance migrant. *Journal of Biogeography* **46**, 83–96.
- Ramey AM, Schmutz JA, Reed JA, Fujita G, Scotton BD, Casler B, Fleskes JP, Konishi K, Uchida K and Yabsley MJ (2015) Evidence for intercontinental parasite exchange through molecular detection and characterization of haematozoa in northern pintails (*Anas acuta*) sampled throughout the North Pacific Basin. *International Journal for Parasitology: Parasites and Wildlife* **4**, 11–21.
- R Core Team (2020) *R: A language and environment for statistical computing*. Vienna, Austria: R Foundation for Statistical Computing. <https://www.R-project.org/>.
- Reiczigel J, Foldi J and Ozsvári L (2010) Exact confidence limits for prevalence of disease with an imperfect diagnostic test. *Epidemiology and Infection* **138**, 1674–1678.
- Ricklefs RE, Gray JD, Latta SC and Svensson-Coelho M (2011) Distribution anomalies in avian haemosporidian parasites in the southern Lesser Antilles. *Journal of Avian Biology* **42**, 570–584.
- Ricklefs RE, Medeiros M, Ellis VA, Svensson-Coelho M, Blake JG, Loiselle BA, Soares L, Fecchio A, Outlaw D, Marra PP, Latta SC, Valkiūnas G, Hellgren O and Bensch S (2017) Avian migration and the distribution of malaria parasites in New World passerine birds. *Journal of Biogeography* **44**, 1113–1123.
- Rodríguez MD, Doherty PF, Piaggio AJ and Huyvaert KP (2021) Sex and nest type influence avian blood parasite prevalence in a high-elevation bird community. *Parasites and Vectors* **14**, 145.
- Sambrook J and Russell DW (2001) *Molecular Cloning: A Laboratory Manual*, 3rd Edn. New York, USA: Cold Spring Harbor Laboratory Press.
- Santiago-Alarcon D, Palinauskas V and Schaefer HM (2012a) Diptera vectors of avian haemosporidian parasites: untangling parasite life cycles and their taxonomy. *Biological Reviews* **87**, 928–964.
- Santiago-Alarcon D, Havelka P, Schaefer HM and Segelbacher G (2012b) Bloodmeal analysis reveals avian *Plasmodium* infections and broad host preferences of *Culicoides* (Diptera: Ceratopogonidae) vectors. *PLoS ONE* **7**, e31098.
- Smith MM and Ramey AM (2015) Prevalence and genetic diversity of haematozoa in South American waterfowl and evidence for intercontinental redistribution of parasites by migratory birds. *International Journal for Parasitology: Parasites and Wildlife* **4**, 22–28.
- Stevenson TN, Nunes T, Heuer C, Marshall J, Sanchez J, Thornton R, Reiczigel J, Robison-Cox J, Sebastiani P, Solymos P, Yoshida K, Jones G, Pirikahu S and Firestone S (2020) *epiR: An R Package for the Analysis of Epidemiological Data*. R package version 1.0–15. Available at <http://CRAN.R-project.org/package=epiR> (accessed 14 September 2021).
- Valkiūnas G (2005) *Avian Malaria Parasites and Other Haemosporidia*, 2nd Edn. Boca Raton, USA: CRC Press.
- Waldenström J, Bensch S, Kiboi S, Hasselquist D and Ottosson U (2002) Cross-species infection of blood parasites between resident and migratory songbirds in Africa. *Molecular Ecology* **11**, 1545–1554.
- Weckstein JD (2004) Biogeography explains cophylogenetic patterns in toucan chewing lice. *Systematic Biology* **53**, 154–164.
- Wilman H, Belmaker J, Simpson J, de la Rosa C, Rivadeneira MM and Jetz W (2014) EltonTraits 1.0: species-level foraging attributes of the world's birds and mammals. *Ecology* **95**, 2027–2027.