

A continuum model of lipid bilayers

J. G. BLOM and M. A. PELETIER

Centrum voor Wiskunde en Informatica, Amsterdam, The Netherlands
email: peletier@cwi.nl

(Received 21 October 2002; revised 6 November 2003)

We study a one-dimensional continuum model for lipid bilayers. The system consists of water and lipid molecules; lipid molecules are represented by two ‘beads’, a head bead and a tail bead, connected by a rigid rod. We derive a simplified model for such a system, in which we only take into account the effects of entropy and hydrophilic/hydrophobic interactions. We show that for this simple model membrane-like structures exist for certain choices of the parameters, and numerical calculations suggest that they are stable.

1 Introduction

Lipid bilayers, biological membranes, are the cell’s main separating structure. They shield the interior of the cell from the outside and divide the intracellular space into compartments. In many places the concentration of chemical species differs across the membrane, a fact that is essential to cellular metabolism.

The main component is a lipid molecule (Figure 1), which consists of a head and two tails. The head is usually charged and hydrophilic, while the tails are hydrophobic. This difference in water affinity causes lipids to aggregate, and in the biological setting the lipids are typically found in a bilayer structure as shown in Figure 1. In such a structure the energetically unfavorable tail-water interactions are avoided by grouping the tails together in a water-free zone, shielded from the water by the heads. While for other amphiphilic molecules spherical or linear arrangements are also possible, most lipids have a preference for planar structures.

Our interest in lipid bilayers stems from a remarkable combination of properties:

- On the molecular level, the particles are unlinked – there are no chemical bonds between any two lipids.
- On the higher organizational level of the membrane, the ‘material’ constituting the membrane has certain solid-like properties: it resists bending, stretching, and fracture, much like a sheet of plastic does. In addition, a lipid bilayer presents a barrier for diffusion of various other particles.

The basic question that underlies this paper is, therefore, *how do unlinked particles flock together to produce this stable structure?* This question needs some specification.

- It is clear that the hydrophobic effect is important in causing the lipids to aggregate, but this effect alone does not explain the two-dimensional structure. For instance, both

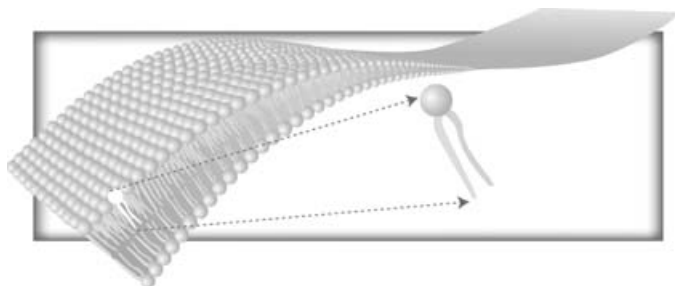


FIGURE 1. A section of a lipid bilayer.

a lipid/water and a generic oil/water mixture show aggregation, but while a membrane structure consisting of lipids is stable, a similar structure made of oil molecules is not. Which aspect, then, of the lipid molecules is responsible for the two-dimensionality? Is it the geometry, the charged heads, the hydrophilic nature of the heads, or maybe something else? And why, and how?

- It is known experimentally that by changing the ratio of head size to tail size a preference for bilayers can be changed into e.g. a preference for micelles (small spheres consisting of lipids with their tails pointing inwards). Can we understand this dependence on head/tail ratio? Which other factors determine this preference?

Current models of membranes tend to be either of the particle type, such as molecular dynamics or Monte Carlo methods (e.g. see Marrink *et al.* (2001) as an example), or of the Helfrich surface type (e.g. Lipowsky & Sackmann, 1995). Particle-based modelling allows for a very detailed representation of the molecular properties and interactions, but is not a convenient framework for analysis. Helfrich-type surface models completely bypass the question of aggregation by imposing the two-dimensionality *a priori*.

In this paper we introduce a simple *continuum* model in the spirit of reaction-diffusion systems. The unknowns are densities of particles that diffuse and interact. By a symmetry reduction to one space dimension the system becomes amenable to analysis. We do not claim that this model describes actual lipid bilayer behaviour in any detail; this work should be viewed as a study of principle, in which we try to identify the elements in a simple model that are relevant to the questions above. More specifically, we show that the model produces a localized structure of well-defined width that resists perturbation even though it consists of freely diffusing particles.

We introduce the model in §2 and then derive the equations satisfied by solutions (§3). In §4–5 we discuss the existence of membrane-like structures, and study their dependence on the parameters. We then investigate a semi-explicit solution (§6) and present some numerical results (§7).

2 A simplified one-dimensional model

The one-dimensional model of this paper is a simplified version of the three-dimensional model described in Appendix A. The lipid and water molecules are represented by ‘beads’:

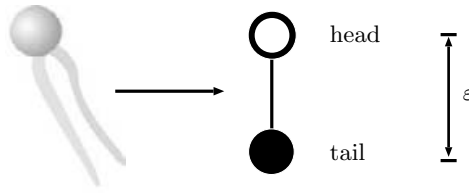


FIGURE 2. In the simplified model of this paper the lipid molecule is represented by *head* and *tail beads*, connected by a rigid rod.

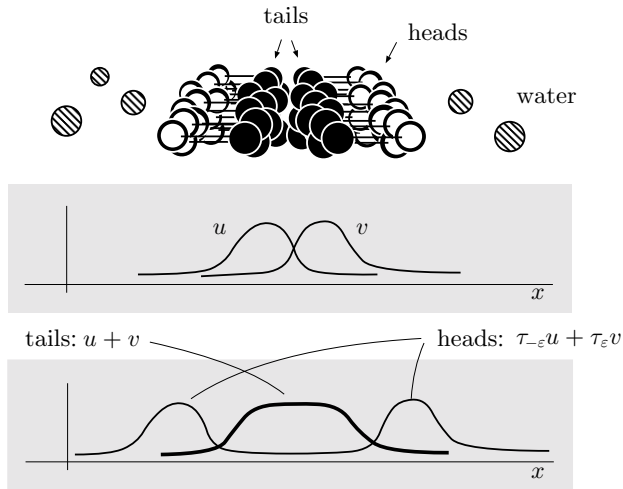


FIGURE 3. Schematic diagram of a 'membrane'. The graphs show concentrations as a function of x , the coordinate orthogonal to the membrane. Water bead concentration is not plotted.

water molecules are single beads, and lipid molecules consist of two beads connected by rigid, mass-less rods (Figure 2).

The single spatial dimension (x) should be thought of as orthogonal to the plane of a membrane. The rods connecting head and tail beads in the lipids are assumed to lie parallel to the x -axis; therefore there are two species of lipids, those with the tail pointing in the positive and those with the tail pointing in the negative x -direction. The unknowns u and v are the densities of these two species, or to be more precise, the densities of the *tail beads* of these two species (Figure 3). If the connecting rod has length ε , the corresponding head bead volume fractions are the translated fields $\tau_{-\varepsilon}u$ and $\tau_{\varepsilon}v$. The function w is the density of the water beads. We assume that all beads are of equal size, so that the densities u , v , and w can also be viewed as volume fractions.

The character of the model is determined by choosing a free-energy functional, which we then seek to minimize. We choose a combination of entropy, compression energy, and

interaction energy:¹

$$T \int [\eta(u) + \eta(v) + \eta(w)] + \frac{p}{2} \int [1 - u - v - \tau_{-\varepsilon}u - \tau_{\varepsilon}v - w]^2 + \alpha \int (w + \tau_{-\varepsilon}u + \tau_{\varepsilon}v) \kappa^*(u + v), \tag{2.1}$$

where

$$\eta(s) = \begin{cases} s \log s & s \geq 0 \\ \infty & s < 0. \end{cases}$$

The first integral in (2.1) is the Gibbs–Boltzmann entropy, multiplied by temperature T . This term is convex and favours spreading of mass. The second integral models the compression of the mixture, since

$$\underbrace{u(x) + v(x)}_{\text{tails}} + \underbrace{\tau_{-\varepsilon}u(x) + \tau_{\varepsilon}v(x)}_{\text{heads}} + \underbrace{w(x)}_{\text{water}} \tag{2.2}$$

is the total number of beads at a given position x (we have scaled densities to make unity the reference density). The constant p characterizes the compressibility. The third integral is non-convex and will be responsible for the appearance of non-constant energy minimizers. It penalizes proximity between the tails (with density $u + v$) and heads and water ($w + \tau_{-\varepsilon}u + \tau_{\varepsilon}v$). The interaction kernel κ is a model parameter; for the length of this paper we shall assume that κ is given by

$$\kappa(s) = \frac{1}{2} e^{-|s|}.$$

This specific choice allows for the detailed analysis performed in §6.

In this paper, however, we consider a further simplification of (2.1), by assuming that the material is incompressible ($p = \infty$). This implies that the aggregate bead count (2.2) is constant (scaled to 1), so that w is related to u and v by

$$w = 1 - u - v - \tau_{-\varepsilon}u - \tau_{\varepsilon}v. \tag{2.3}$$

This allows us to consider u and v as the unknowns in the model. The non-negativity of w then imposes a constraint on the functions u and v :

$$u + v + \tau_{-\varepsilon}u + \tau_{\varepsilon}v \leq 1. \tag{2.4}$$

The free energy then reads

$$\int [\eta(u) + \eta(v)] + \alpha \int (1 - u - v) \kappa^*(u + v), \tag{2.5}$$

¹ The convolution $*$ is defined as

$$(f * g)(x) = \int f(x - y)g(y) dy.$$

where the temperature T has been scaled into the coefficient α . Note that in the passage from (2.1) to (2.5) we have discarded the term modelling the entropy of the water molecules. The reason for disregarding the water entropy is to make the system amenable to analysis; we expect that for most modelling questions the effects of this simplification will be small, and this is an issue that we will return to in future.

3 The minimization problem

We now extract a precise mathematical problem from the preceding discussion, and from here on we aim for mathematical rigour. We are concerned with unknowns (u, v) that are functions defined on the real line. Experiments suggest (see §4 below) considering functions u and v that converge to a value $0 < c_0 < 1/4$ at $\pm\infty$ (the limit value has to be the same for u and v ; cf. (3.6–3.7)). We therefore introduce the class of admissible functions

$$C = \{(u, v) \in (c_0, c_0) + L^1(\mathbb{R})^2 : u + \tau_{-e}u + v + \tau_e v \leq 1 \text{ a.e.}\}. \tag{3.1}$$

The constant c_0 is called a background concentration.

The free energy for this system is

$$F(u, v) = \int [\eta(u) + \eta(v) + \alpha(1 - u - v) \kappa^*(u + v) - \zeta(c_0)]. \tag{3.2}$$

where the constant $\zeta(c_0) = 2\eta(c_0) + \alpha c_0(1 - 2c_0)$ is added to ensure integrability.

In the rest of this paper we will be concerned with minimization of the free energy F in the class C with an additional constraint on the mass:

$$\int [u + v - 2c_0] = m. \tag{3.3}$$

The Euler–Lagrange equations satisfied by a minimizer will involve the Fréchet derivative of F ; for future reference we first calculate this derivative on its own:

$$\begin{aligned} &F'(u, v) \cdot (\bar{u}, \bar{v}) \\ &= \int [\eta'(u)\bar{u} + \eta'(v)\bar{v} + \alpha(-\bar{u} - \bar{v}) \kappa^*(u + v) + \alpha(1 - u - v) \kappa^*(\bar{u} + \bar{v})] \\ &= \int [\eta'(u)\bar{u} + \eta'(v)\bar{v} + \alpha(\bar{u} + \bar{v}) \kappa^*(1 - 2u - 2v)]. \end{aligned} \tag{3.4}$$

Using the identification of $[L^1(\mathbb{R})^2]'$ with $L^\infty(\mathbb{R})^2$, and provided u and v are bounded away from zero, we can write

$$F'(u, v) = (\log u + 1 + \alpha \kappa^*(1 - 2u - 2v), \log v + 1 + \alpha \kappa^*(1 - 2u - 2v)).$$

Theorem 1 (Euler–Lagrange equations) *Let (u, v) be a solution of the minimization problem*

$$\min \left\{ F(u, v) : (u, v) \in C, \int (u + v - 2c_0) = m \right\}. \tag{3.5}$$

Then there exist Lagrange multipliers $\lambda \in \mathbb{R}$ and $\mu \in L^\infty(\mathbb{R})$ such that

$$\log u - 2\alpha \kappa^*(u + v) = \lambda - \mu - \tau_\varepsilon \mu \tag{3.6}$$

$$\log v - 2\alpha \kappa^*(u + v) = \lambda - \mu - \tau_{-\varepsilon} \mu. \tag{3.7}$$

In addition $\mu \geq 0$ on \mathbb{R} , and

$$\text{supp } \mu \subset \Omega_s := \{x \in \mathbb{R} : (u + \tau_{-\varepsilon} u + v + \tau_\varepsilon v)(x) = 1\}.$$

The set Ω_s is called the *saturation set*; the word saturation refers to the water volume fraction being zero in Ω_s .

Corollary 2 *Let the extended saturation set be defined as*

$$\Omega_{es} = \{-\varepsilon, 0, \varepsilon\} + \Omega_s.$$

Then $u = v$ a.e. on the complement of Ω_{es} .

Proof On the complement of Ω_{es} the right-hand sides of (3.6) and (3.7) both reduce to λ ; therefore u and v coincide. □

Proof of Theorem 1 We use the framework of dual convex cones, as detailed in Appendix B. Therefore we introduce the affine operator

$$B : (c_0, c_0) + L^1(\mathbb{R})^2 \longrightarrow [1 - 4c_0 + L^1(\mathbb{R})] \times \mathbb{R} \times \mathbb{R},$$

representing the constraints,

$$B(u, v) = \left(1 - u - \tau_{-\varepsilon} u - v - \tau_\varepsilon v, \int (u + v - 2c_0) - m, - \int (u + v - 2c_0) + m \right),$$

such that the set C' of admissible functions in (3.5) can be written as

$$C' = \{(u, v) \in (c_0, c_0) + L^1(\mathbb{R})^2 : B(u, v) \geq 0\}.$$

Let $K \subset L^1(\mathbb{R})^2$ be the cone of admissible directions of perturbation, i.e.

$$K = \{(\tilde{u}, \tilde{v}) \in L^1(\mathbb{R})^2 : \exists \eta > 0 \text{ such that } (u, v) + \eta(\tilde{u}, \tilde{v}) \in C'\}.$$

Defining the linear operator b as the derivative of B ,

$$b : L^1(\mathbb{R})^2 \longrightarrow L^1(\mathbb{R}) \times \mathbb{R} \times \mathbb{R},$$

$$b(\tilde{u}, \tilde{v}) = \left(-\tilde{u} - \tau_{-\varepsilon} \tilde{u} - \tilde{v} - \tau_\varepsilon \tilde{v}, \int (\tilde{u} + \tilde{v}), - \int (\tilde{u} + \tilde{v}) \right),$$

we can characterize K differently:

$$\begin{aligned} K &= \{(\tilde{u}, \tilde{v}) \in L^1(\mathbb{R})^2 : B((u, v) + \eta(\tilde{u}, \tilde{v})) \geq 0 \text{ for some } \eta > 0\} \\ &= \{(\tilde{u}, \tilde{v}) \in L^1(\mathbb{R})^2 : B(u, v) + \eta b(\tilde{u}, \tilde{v}) \geq 0 \text{ for some } \eta > 0\} \\ &= \{(\tilde{u}, \tilde{v}) \in L^1(\mathbb{R})^2 : b(\tilde{u}, \tilde{v}) \geq -B(u, v)/\eta \text{ for some } \eta > 0\} \\ &= \{(\tilde{u}, \tilde{v}) \in L^1(\mathbb{R})^2 : b(\tilde{u}, \tilde{v})_2 = b(\tilde{u}, \tilde{v})_3 = 0, b(\tilde{u}, \tilde{v})_1(x) \geq 0 \text{ if } B(u, v)_1(x) = 0\}. \end{aligned}$$

Here $b(\tilde{u}, \tilde{v})_i$ is the i th component of $b(\tilde{u}, \tilde{v})$. Note that the condition $B(u, v)_1(x) = 0$ in this last characterization of K is equivalent to $x \in \Omega_s$. Simplifying the description slightly by introducing the bounded linear operator

$$\begin{aligned} A : L^1(\mathbb{R})^2 &\longrightarrow L^1(\mathbb{R}) \times \mathbb{R} \times \mathbb{R}, \\ A(\tilde{u}, \tilde{v}) &= \left((-\tilde{u} - \tau_{-\varepsilon}\tilde{u} - \tilde{v} - \tau_{\varepsilon}\tilde{v})\chi_{\Omega_s}, \int(\tilde{u} + \tilde{v}), -\int(\tilde{u} + \tilde{v}) \right), \end{aligned}$$

where χ_{Ω_s} is the characteristic function of the set Ω_s , we can write

$$K = \{(\tilde{u}, \tilde{v}) \in L^1(\mathbb{R})^2 : A(\tilde{u}, \tilde{v}) \geq 0\}.$$

By standard arguments the assumption that (u, v) is a minimizer implies that $F'(u, v) \cdot (\tilde{u}, \tilde{v}) \geq 0$ for all $(\tilde{u}, \tilde{v}) \in K$. Therefore $F'(u, v) \in K^\perp$, and by Lemma 10 this implies that there exist $(\mu, \lambda_+, \lambda_-) \in L^\infty(\mathbb{R}) \times \mathbb{R} \times \mathbb{R}$, with $\mu, \lambda_+, \lambda_- \geq 0$, such that

$$\begin{aligned} F'(u, v) &= A^T(\mu, \lambda_+, \lambda_-) \\ &= (-\mu\chi_{\Omega_s} - \tau_{\varepsilon}(\mu\chi_{\Omega_s}) + \lambda_+ - \lambda_-, -\mu\chi_{\Omega_s} - \tau_{-\varepsilon}(\mu\chi_{\Omega_s}) + \lambda_+ - \lambda_-). \end{aligned}$$

Upon redefining $\mu = \mu\chi_{\Omega_s}$ and setting $\lambda = \lambda_+ - \lambda_- - 1 - \alpha$ the statement of the theorem follows. □

Remark 3 Theorem 1 only refers to minimizers, not to stationary points. Following the proof of Theorem 1, we define a constrained stationary point of F as a pair $(u, v) \in C'$ with $F'(u, v) \cdot (\tilde{u}, \tilde{v}) = 0$ for all $(\tilde{u}, \tilde{v}) \in K$. Then the assertion of Theorem 1 applies, and in addition $\mu \equiv 0$.

4 The Critical Micelle Concentration

A well known feature of amphiphile molecules, such as lipids, is the existence of a *critical micelle concentration* (CMC) (e.g. see Gelbart *et al.*, 1995, Chap. 1). If a mixture of lipids and water is prepared with lipid concentration less than the CMC, then all lipids are present in monomer form, i.e. no aggregates are formed. If one attempts to exceed the CMC, however, then it is observed that the monomer concentration does not increase, but the surplus lipids aggregate into larger structures such as micelles and planar membranes.

In this section we investigate this feature in the simplified model derived above, and we show that indeed such a behaviour can be recognized in this model. We emulate the experiment in this model in the following way. Starting with a vessel filled with uniform

volume fraction (c_0, c_0) , we add a quantity m of lipids, i.e. we consider elements (u, v) of the set

$$C'' = \left\{ (u, v) \in C : u \geq c_0, v \geq c_0, \int (u + v - 2c_0) = m \right\}.$$

We investigate the ‘response of the system’ by considering sequences in C'' that minimize the free energy F , i.e. sequences $(u_n, v_n) \in C''$ satisfying

$$\lim_{n \rightarrow \infty} F(u_n, v_n) = \inf_{C''} F.$$

We want to distinguish between aggregation and non-aggregation. We say that a sequence $(u_n, v_n) \in C''$ *aggregates* if there exist $L > 0$ and $x_n \in \mathbb{R}$ such that

$$\liminf_{n \rightarrow \infty} \int_{x_n-L}^{x_n+L} (u_n + v_n - 2c_0) > 0. \tag{4.1}$$

On the other hand we say that a sequence *spreads* when no finite region remains different from the background concentration:

$$\lim_{n \rightarrow \infty} \sup_{x \in \mathbb{R}} \int_{x-L}^{x+L} (u_n + v_n - 2c_0) = 0 \quad \text{for all } L > 0. \tag{4.2}$$

Note that the supremum over x is necessary to avoid applying the term ‘spreading’ to an aggregate that moves away to infinity.

There is a small middle ground between the two definitions: it is possible that a subsequence spreads, so that (4.1) is violated, and that a different subsequence aggregates, violating (4.2). It is true, however, that a sequence that does not aggregate contains a spreading subsequence, and vice versa.

Our first result states that if we choose the background volume fraction c_0 sufficiently small, then no aggregate configuration can minimize the energy, and every minimizing sequence spreads:

Theorem 4 *Fix $\alpha, \varepsilon > 0$. There exists $0 < c_c \leq 1/4$ such that for all $0 < c_0 < c_c$ and for all $m > 0$ every minimizing sequence $(u_n, v_n) \in C''$ spreads.*

On the other hand, for a given background volume fraction c_0 we can force the system to aggregate by choosing α sufficiently large:

Theorem 5 *Fix $\varepsilon > 0$ and $0 < c_0 < 1/4$. There exist $\alpha_c > 0$ and $m_c > 0$ such that for all $\alpha > \alpha_c$ and all $m > m_c$ every minimizing sequence aggregates.*

Theorem 5 suggests that minimizing sequences have some form of compactness in $L^1(\mathbb{R})^2$, and the numerical experiments that we present below confirm this suggestion. We hope to return to this issue in a later publication.

Remark 6 The definition of C'' requires the ‘surplus mass’ functions $u - c_0$ and $v - c_0$ to be non-negative. Without this requirement the minimization problem $\inf_{C''} F$ may not be well-posed. This can be seen by taking the specific sequence

$$u_n(x) = c_0 + n^{-1} \operatorname{sech}(n^{-4}x) \sin(n^{-2}x), \quad v_n \equiv c_0,$$

for which $m = 0$ and

$$F(u_n, v_n) \sim (\eta''(c_0) - 2\alpha)n^2 \quad \text{as} \quad n \rightarrow \infty.$$

If $\eta''(c_0) - 2\alpha < 0$, then F is not bounded from below on C'' .

5 Proofs of Theorems 4 and 5

Lemma 7 Let $(u_n, v_n) \in C''$ be a spreading sequence. Then

$$\liminf_{n \rightarrow \infty} F(u_n, v_n) \geq m(\eta'(c_0) + \alpha(1 - 4c_0)).$$

Proof of Lemma 7 Set $(u_n, v_n) = (c_0 + \bar{u}_n, c_0 + \bar{v}_n)$, such that $\int(\bar{u} + \bar{v}) = m$. Using the identity $\int \kappa * u = \int u$ we write the functional F as

$$F(u, v) = \int [\eta(u) + \eta(v) + \alpha(u + v) - \zeta(c_0)] - \alpha \int (u + v) \kappa * (u + v),$$

so that

$$\begin{aligned} & F(u_n, v_n) - m(\eta'(c_0) + \alpha(1 - 4c_0)) \\ &= \int [\eta(c_0 + \bar{u}_n) - \eta(c_0) - \eta'(c_0)\bar{u}_n] + \int [\eta(c_0 + \bar{v}_n) - \eta(c_0) - \eta'(c_0)\bar{v}_n] \\ & \quad + \alpha \int [(1 - 2c_0 - \bar{u}_n - \bar{v}_n) \kappa * (2c_0 + \bar{u}_n + \bar{v}_n) - (1 - 2c_0)(2c_0) - (1 - 4c_0)(\bar{u}_n + \bar{v}_n)] \\ &= \int [\eta(c_0 + \bar{u}_n) - \eta(c_0) - \eta'(c_0)\bar{u}_n] + \int [\eta(c_0 + \bar{v}_n) - \eta(c_0) - \eta'(c_0)\bar{v}_n] \\ & \quad - \alpha \int (\bar{u}_n + \bar{v}_n) \kappa * (\bar{u}_n + \bar{v}_n). \end{aligned}$$

The first two terms are non-negative by the convexity of η , and we only need to show that the last term vanishes.

Set $w_n = \bar{u}_n + \bar{v}_n \geq 0$ and define

$$\xi(L, n) = \sup_{y \in \mathbb{R}} \int_{y-L}^{y+L} w_n,$$

so that for each $L > 0$, $\xi(L, n) \rightarrow 0$ as $n \rightarrow \infty$. Since κ is symmetric and decreasing away

from zero, and pointwise bounded by 1/2,

$$\begin{aligned} \int w_n \kappa * w_n &= w_n \int \kappa(y) w_n(x - y) w_n(x) dx dy \\ &\leq \frac{1}{2} \int_{|y| \leq L} \int_{\mathbb{R}} w_n(x - y) w_n(x) dx dy + \kappa(L) \int_{|y| \geq L} \int_{\mathbb{R}} w_n(x - y) w_n(x) dx dy \\ &\leq \frac{1}{2} \zeta(L, n) \int w_n + \kappa(L) \left(\int w_n \right)^2 \\ &\rightarrow 0 \quad \text{as } n, L \rightarrow \infty. \end{aligned}$$

□

Proof of Theorem 4 Lemma 7 gives a lower bound for the energy of a spreading sequence, and by choosing functions of the form

$$u_n(x) = c_0 + n^{-1} f(xn^{-1}), \quad v_n(x) = c_0 + n^{-1} f(xn^{-1}),$$

where $2 \int f = m$, one shows that this lower bound is sharp:

$$\lim_{n \rightarrow \infty} F(u_n, v_n) = m(\eta'(c_0) + \alpha(1 - 4c_0)).$$

We now show that this limit value is optimal when c_0 is small. For a given admissible pair (u, v) , we set $(u, v) = (c_0 + \bar{u}, c_0 + \bar{v})$, such that $\int(\bar{u} + \bar{v}) = m$. Then

$$\begin{aligned} F(u, v) - m[\eta'(c_0) + \alpha(1 - 4c_0)] &= \int [\eta(c_0 + \bar{u}) - \eta(c_0) - \eta'(c_0)\bar{u}] + \int [\eta(c_0 + \bar{v}) - \eta(c_0) - \eta'(c_0)\bar{v}] \\ &\quad - \alpha \int (\bar{u} + \bar{v}) \kappa * (\bar{u} + \bar{v}) \end{aligned}$$

Using the estimate

$$\int f \kappa * f \leq \int f^2,$$

we find

$$\begin{aligned} F(u, v) - m[\eta'(c_0) + \alpha(1 - 4c_0)] &\geq \int [\eta(c_0 + \bar{u}) - \eta(c_0) - \eta'(c_0)\bar{u}] + \int [\eta(c_0 + \bar{v}) - \eta(c_0) - \eta'(c_0)\bar{v}] - \alpha \int (\bar{u} + \bar{v})^2 \\ &\geq \int (h(\bar{u}) + h(\bar{v})), \end{aligned}$$

where h is given by

$$h(\bar{u}) = \eta(c_0 + \bar{u}) - \eta(c_0) - \eta'(c_0)\bar{u} - 2\alpha\bar{u}^2.$$

Using $\eta''(0+) = \infty$ it is easily verified that if $c_0 > 0$ is sufficiently small, then there exists $\beta > 0$ such that

$$h(\bar{u}) \geq \beta\bar{u}^2 \quad \text{for all } 0 \leq \bar{u} \leq 1.$$

Therefore,

$$F(u, v) - m[\eta'(c_0) + \alpha(1 - 4c_0)] \geq \beta \int [(u - c_0)^2 + (v - c_0)^2].$$

It follows that if $(u_n, v_n) \in C''$ is a minimizing sequence, then $(u_n - c_0, v_n - c_0) \rightarrow 0$ in $L^2(\mathbb{R})^2$. The spreading (4.2) then follows from the inequality

$$\int_{x-L}^{x+L} |u_n + v_n - 2c_0| \leq \sqrt{2L} \left(\int_{x-L}^{x+L} (u_n + v_n - 2c_0)^2 \right)^{1/2}.$$

□

Proof of Theorem 5 As we saw above the energy of a spreading sequence is equal to

$$m[\eta'(c_0) + \alpha(1 - 4c_0)]. \tag{5.1}$$

Below we exhibit a function (u, v) with energy $F(u, v)$ less than this value (say F_0). This proves Theorem 5 by the following argument. Minimizing sequences must have limit energy values less than or equal to F_0 , and therefore strictly less than (5.1). If the sequence does not aggregate, then there exists a subsequence that spreads; along this subsequence the energy converges to a value larger than or equal to (5.1). This is a contradiction.

Set $m_c = \varepsilon(1 - 2c_0)$, and assume that $m_c \leq m \leq 2m_c$. We now construct a function (u, v) with energy less than (5.1). Set

$$u(x) = v(x) = \begin{cases} \frac{1}{2} & \text{if } 0 < x < \frac{m}{1 - 2c_0}, \\ c_0 & \text{otherwise.} \end{cases} \tag{5.2}$$

Then $\int(u - c_0) = \int(v - c_0) = m/2$ and $u + \tau_{-\varepsilon}u + v + \tau_{\varepsilon}v \leq 1$, so that $(u, v) \in C''$. Again writing $(\bar{u}, \bar{v}) = (u - c_0, v - c_0)$, we have

$$\begin{aligned} & F(u, v) - m[\eta'(c_0) + \alpha(1 - 4c_0)] \\ &= \int [\eta(c_0 + \bar{u}) - \eta(c_0) - \eta'(c_0)\bar{u}] + \int [\eta(c_0 + \bar{v}) - \eta(c_0) - \eta'(c_0)\bar{v}] \\ &\quad - \alpha \int (\bar{u} + \bar{v}) \kappa^*(\bar{u} + \bar{v}) \\ &= 2 \frac{m}{1 - 2c_0} [\eta(1/2) - \eta(c_0) - \eta'(c_0)(1/2 - c_0)] - 4\alpha \int \bar{u} \kappa^* \bar{u}. \end{aligned}$$

Using the explicit calculation

$$\int \chi_{[0,\ell]} \kappa^* \chi_{[0,\ell]} = e^{-\ell} - 1 + \ell$$

where χ_A is the characteristic function of the set A , we have

$$\begin{aligned}
 &F(u, v) - m[\eta'(c_0) + \alpha(1 - 4c_0)] \\
 &= \frac{4m}{1 - 2c_0} [\eta(1/2) - \eta(c_0) - \eta'(c_0)(1/2 - c_0)] \\
 &\quad - \alpha(1 - 2c_0)^2 \left[\exp\left(-\frac{m}{1 - 2c_0}\right) - 1 + \frac{m}{1 - 2c_0} \right].
 \end{aligned}$$

We can now choose $\alpha_c > 0$ such that the right-hand side is negative for all $\alpha > \alpha_c$ and for all $m_c \leq m \leq 2m_c$.

For values of m larger than m_c , we split the total mass m into n parts of size in $[m_c/2, m_c]$. For each part $i = 1, \dots, n$, we construct a function (u_i, v_i) of the type (5.2); we assemble these in the following way: choose numbers $\ell_i, i = 1, \dots, n$, with $\ell_{i+1} - \ell_i > 2\varepsilon + m_c/(1 - 2c_0)$. Then the function (u, v) is given by

$$(u, v)(x) = (c_0, c_0) + \sum_{i=1}^n [(u_i, v_i)(x - \ell_i) - (c_0, c_0)].$$

The function F is additive with respect to this type of addition, and we therefore conclude that

$$F(u, v) - m[\eta'(c_0) + \alpha(1 - 4c_0)] < 0,$$

whenever $\alpha > \alpha_c$ (which is given above). This proves the assertion. □

6 A (nearly) explicit solution

A stationary point (u, v) which is such that the pointwise inequality (3.1) is not saturated anywhere on \mathbb{R} solves the Euler–Lagrange equations (see Remark 3)

$$\begin{aligned}
 \log u - 2\alpha \kappa^*(u + v) &= \lambda, \\
 \log v - 2\alpha \kappa^*(u + v) &= \lambda.
 \end{aligned}$$

Therefore $u \equiv v$, and the two Euler-Lagrange equations for u and v reduce to a single equation,

$$\log u - 4\alpha \kappa^*u = \lambda. \tag{6.1}$$

Using the value at infinity we determine that λ is equal to $\log c_0 - 4\alpha c_0$, so that (6.1) can be written as

$$\log \frac{u}{c_0} = 4\alpha \kappa^*(u - c_0). \tag{6.2}$$

Set $\phi = \kappa^*(u - c_0)$, so that

$$-\phi'' + \phi = u - c_0 \quad \text{on } \mathbb{R}. \tag{6.3}$$

Combining (6.2) and (6.3) we find

$$-\phi'' + \phi = c_0(e^{4\alpha\phi} - 1) \quad \text{on } \mathbb{R}.$$

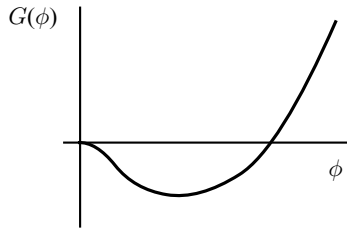


FIGURE 4. The form of the potential G for $\alpha c_0 < 1/4$.

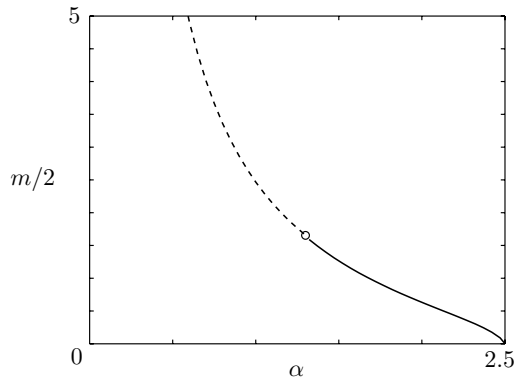


FIGURE 5. The curve of semi-explicit solutions given by (6.4). The solid line indicates solutions satisfying the pointwise constraint (3.3), the dotted line solutions that violate this constraint. Here $c_0 = 0.1$ and $\varepsilon = 1$.

This equation can be integrated to obtain

$$\frac{1}{2}\phi'^2 + G(\phi) = 0, \tag{6.4}$$

with

$$G(\phi) = -\frac{1}{2}\phi^2 + \frac{c_0}{4\alpha}(e^{4\alpha\phi} - 1 - 4\alpha\phi).$$

The value of the constant of integration has been determined by requiring that solutions converge to zero at infinity. For this equation to have such a solution it is necessary that zero be a local maximum of G , or

$$\alpha c_0 < \frac{1}{4}.$$

In this case, the aspect of G is as shown in Figure 4. At the bifurcation point $\alpha c_0 = 1/4$ the minimum in this figure coalesces with the local maximum at zero, leaving the function G monotonic.

Figure 5 shows the dependency of the additional mass that is contained in such a solution. At the point marked with a circle the constraint is first violated.

We now turn briefly to the stability of this solution. Figure 5 shows that the mass of a solution decreases as α increases. For a stable solution this is surprising: we would expect

the mass in a global minimizer to *increase* when we increase the destabilizing effect of the energy term multiplied by α .

On the other hand, this parameter dependence is exactly what one expects for a saddle point connecting two valleys, a mountain pass. Certainly the solution is unstable.

Theorem 8 *A stationary point (u, v) for which the inequality in (3.1) is not saturated anywhere on \mathbb{R} is not a local minimizer under the constraint (3.3).*

Proof By the arguments above the lack of saturation of the inequality in (3.1) implies that $u \equiv v$. Abusing notation and writing $F(u)$ for $F(u, u)$, we show below that the stationary point u is not a minimizer of $F(\cdot)$ under constraint. It follows that (u, u) is not a minimizer of $F(\cdot, \cdot)$ in C either.

We first calculate the second derivative of F at u in the particular direction $w = u - c_0$:

$$\begin{aligned} F''(u) \cdot w \cdot w &= 2 \int \frac{w^2}{u} - 8\alpha \int w \kappa * w \\ &\stackrel{(6.2)}{=} 2 \int \left[\frac{w^2}{u} - w \log \frac{u}{c_0} \right] \\ &= 2 \int \frac{wc_0}{u} \left[\frac{u}{c_0} - 1 - \frac{u}{c_0} \log \frac{u}{c_0} \right]. \end{aligned}$$

Since the function $s \mapsto s - 1 - s \log s$ is negative for all $s \neq 1$, $F''(u) \cdot w \cdot w < 0$, i.e. w is a negative direction of $F''(u)$.

Under the constraint of constant integral, perturbations should have zero integral, and therefore w is not an admissible perturbation. However, on unbounded domains, the set

$$\left\{ f \in L^\infty \cap L^1(\mathbb{R}) : \int f = 0 \right\}$$

is dense in $L^\infty \cap L^1(\mathbb{R})$ in the L^2 -topology. This may be seen as follows: fix $\eta \in L^\infty \cap L^1(\mathbb{R})$ with $\int \eta = 1$. For $f \in L^\infty \cap L^1(\mathbb{R})$ the sequence defined by

$$f_n(x) = f(x) - \frac{1}{n} \eta(x/n) \int f$$

has zero integral, and converges to f in L^2 :

$$\|f - f_n\|_{L^2}^2 = \frac{1}{n^2} \left(\int f \right)^2 \|\eta(x/n)\|_{L^2}^2 = \frac{1}{n} \left(\int f \right)^2 \int \eta(y)^2 dy.$$

Consequently, using the continuity of the bilinear operator $(s, s) \mapsto F'(u) \cdot s \cdot s$ on L^2 ,

$$\inf_{\substack{w \in L^\infty \cap L^1(\mathbb{R}) \\ \int w^2 = 1 \\ \int w = 0}} F''(u) \cdot w \cdot w = \inf_{\substack{w \in L^\infty \cap L^1(\mathbb{R}) \\ \int w^2 = 1}} F''(u) \cdot w \cdot w < 0.$$

This concludes the proof. □

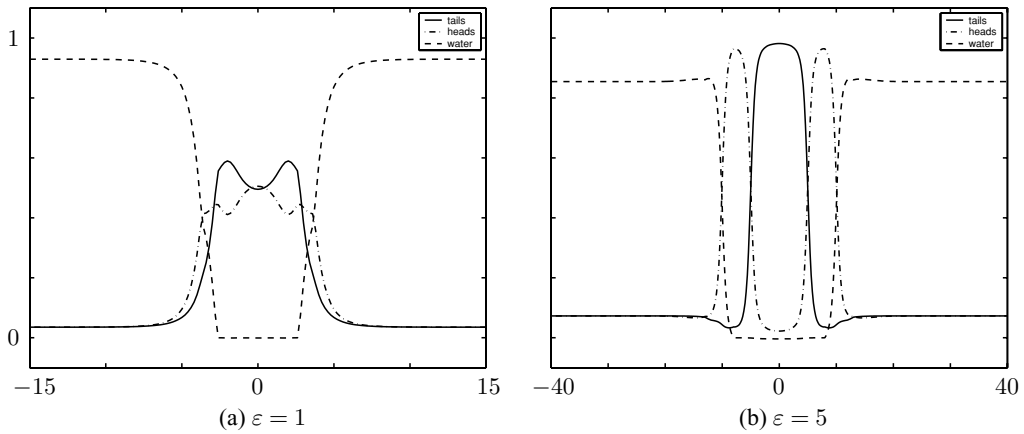


FIGURE 6. Stationary ‘single-membrane solutions’. Plotted are the concentrations of tails ($u + v$), heads ($\tau_{-ε}u + \tau_εv$), and water ($1 - u - \tau_{-ε}u - v - \tau_εv$). Parameters were $\alpha = 4$, $\epsilon \in \{1, 5\}$, $L = 100$, and $K = 1000$. For both choices of ϵ the structure is well localized, but for larger ϵ the internal separation of heads and tails is much better developed. Note the saturation zone (zero water concentration) in the middle of the membrane.

7 Numerical results

In addition to the analytical results given above we present a first numerical result. We seek local minima of F under constraints, i.e. solutions of the minimization problem (3.5). We implemented a constrained L^2 -gradient flow algorithm for the free energy functional F , under the constraint of constant mass (3.3). The constraint of positive water concentration was implemented by adding a penalization term $(K/2) \int (u + \tau_{-ε}u + v + \tau_εv - 1)_+^2$ to F .

The resulting equations are

$$\begin{aligned} u_t &= -\log u + 2\alpha \kappa^*(u + v) + \lambda - \mu - \tau_ε\mu, \\ v_t &= -\log v + 2\alpha \kappa^*(u + v) + \lambda - \mu - \tau_{-ε}\mu, \end{aligned}$$

where λ is a Lagrange multiplier and μ is given by

$$\mu = K(u + \tau_{-ε}u + v + \tau_εv - 1)_+.$$

For the numerical approximation a finite domain $[-L, L]$ was chosen. On such a finite domain the ‘background concentration’ c_0 loses its special status; for instance, under constraint of given total mass on $[-L, L]$ the value of $u + v$ at the boundaries $x = \pm L$ is free to change (and does change).

For the calculation of the convolution $\kappa^*(u + v)$ the $u + v$ was considered to be constant on $[L, \infty)$ (and equal to the value at $x = L$).

The functions u and v were discretized in space on a uniform grid; the convolution integral was approximated by the midpoint rule. The resulting system of differential-algebraic equations was solved by an implicit ODE solver.

Figure 6 shows two examples of ‘membranes’ that were found in this way.

8 Discussion

There is a clear rationale for pushing the continuum description of living systems as far as possible. Continuum models have proven both to be convenient objects for theoretical study, thereby giving an important type of theoretical insight into the underlying system, and to provide an efficient framework for numerical simulation.

In the case of living cells the representation of chemical reactions in a continuum framework is well understood. The mechanical side of cellular function, however, is much less well developed; although models are available for various parts of the cellular machinery, integration of such descriptions into a complete continuum formulation is not yet feasible.

It is one of the challenges for such a continuum formulation to capture the mechanical behaviour of lipid bilayers. In this paper we have shown that a simple, one-dimensional model is capable of reproducing a minimal set of properties: for certain choices of the parameters membrane-like structures exist and are (at least numerically) locally stable. In addition, the occurrence or non-occurrence of membrane-like structures depends on the background concentration c_0 in a way that is consistent with experiments.

It is too early to answer all of the questions raised in the introduction, but from this model we can point ahead. For instance, Figure 6 suggests that strong separation of heads and tails requires a separation of length scales, in that the head-tail distance should be larger than the decay length of the hydrophobic effect (i.e. the decay of κ); one interpretation of this feature is that the linear geometry of the lipid molecule is relevant to the separation. As another example, the heads in this paper are hydrophilic, and in fact comparable to ‘attached water beads’. We need to study the effect of replacing the hydrophilic heads by neutral heads, which simply act as space-fillers. Finally, for the preference of bilayers *vs.* micelles we will study different structure geometries (e.g. the spherical micelle geometry) and compare the energy levels of these structures with the membrane-like geometry of this paper.

Appendix A The three-dimensional model

The description that we use leans heavily on the ‘mesoscopic dynamics’ framework introduced by Fraaije and his coworkers (Fraaije, 1993; Fraaije *et al.*, 1997).

For the derivation of the model we start at a microscopic, sub-continuum scale. We consider a vessel, represented by $\Omega \subset \mathbb{R}^3$, containing N_w water molecules and N_ℓ lipid molecules. Each lipid molecule is represented by a collection of n connected ‘beads’; water molecules consist of a single bead. The variable X_w^j represents the position of water molecule j , $1 \leq j \leq N_w$, and takes values in Ω . The position of bead i of lipid j , $1 \leq i \leq n$, $1 \leq j \leq N_\ell$, is $X_\ell^{i,j}$, and the set of bead positions of a single lipid molecule $(X_\ell^{1,j}, \dots, X_\ell^{n,j})$ takes values in a subset $V \subset \Omega^n$. In many cases V will simply coincide with Ω^n ; however, for the important class of models with rod-like links between the beads, V is a strict subset of Ω^n . The full state space for the system is therefore

$$\mathcal{X} = \Omega^{N_w} \times V^{N_\ell}.$$

Elements $X = (X_w^1, \dots, X_w^{N_w}, X_\ell^{1,1}, \dots, X_\ell^{n,1}, X_\ell^{1,2}, \dots, X_\ell^{n,N_\ell}) \in \mathcal{X}$ are called microstates.

We describe the system in terms of probabilities on \mathcal{X} , i.e. the (probabilistic) state ψ is a probability measure on \mathcal{X} :

$$\psi \in \mathcal{E}, \quad \text{where} \quad \mathcal{E} = \left\{ \psi : \mathcal{X} \rightarrow \mathbb{R}^+, \int_{\mathcal{X}} \psi = 1 \right\}.$$

We assume that neither the microstates themselves nor the measure ψ can be observed at the continuum level; the observables are three derived quantities, the volume fractions of water, of *heads*, and of *tails*. ‘Heads’ and ‘tails’ refer to a colouring of the beads of the lipids: we choose sets $I_h, I_t \subset \{1, \dots, n\}$ as those beads that belong to the head(s) or to the tail(s). For simplicity we assume that all beads are either heads or tails, or $I_h \cup I_t = \{1, \dots, n\}$.

For a given probability measure $\psi \in \mathcal{E}$, the water volume fraction $r_w(\psi) : \Omega \rightarrow \mathbb{R}^+$ is defined by

$$r_w(\psi)(x) = v_w \sum_{j=1}^{N_w} \int_{\mathcal{X}} \psi \delta(X_w^j - x) dX \quad \text{for all } x \in \Omega.$$

Here v_w is the volume fraction of a single water bead. Similarly, we define the head and tail volume fraction by

$$r_h(\psi)(x) = v_h \sum_{j=1}^{N_w} \sum_{i \in I_h} \int_{\mathcal{X}} \psi \delta(X_\ell^{i,j} - x) dX, \quad x \in \Omega$$

$$r_t(\psi)(x) = v_t \sum_{j=1}^{N_w} \sum_{i \in I_t} \int_{\mathcal{X}} \psi \delta(X_\ell^{i,j} - x) dX, \quad x \in \Omega.$$

To specify the behaviour of the system we introduce two free energy functionals. The ‘ideal’ free energy $F^{\text{id}} : \mathcal{E} \rightarrow \mathbb{R}$ models the effects of entropy and the interactions between beads of a single molecule; the ‘non-ideal’ free energy $F^{\text{nid}} : \mathcal{E} \rightarrow \mathbb{R}$ represents the interactions between the beads of different molecules. The total free energy is the sum of the two,

$$F(\psi) = F^{\text{id}}(\psi) + F^{\text{nid}}(\psi).$$

For F^{id} we postulate

$$F^{\text{id}}(\psi) = kT \int_{\mathcal{X}} \psi \log \psi + \int_{\mathcal{X}} \psi H^{\text{id}}.$$

The first term is the Boltzmann–Gibbs entropy. In the second term the function $H^{\text{id}} : \mathcal{X} \rightarrow \mathbb{R}$ is the internal energy of a microstate, where the superscript ‘id’ again refers to a restriction to interaction within a single molecule. We assume that H^{id} has the form

$$H^{\text{id}}(X) = \sum_{j=1}^{N_\ell} h(X_\ell^{1,j}, \dots, X_\ell^{n,j})$$

The choice of h defines the interactions within a single lipid molecule, and we expect this choice to have a significant influence on the properties of the model. We therefore

briefly list some examples:

- (1) *Two beads with a rigid link*: $n = 2$, and V is a true subset of Ω^2 :

$$V = \{(X^1, X^2) \in \Omega^2 : |X^1 - X^2| = \varepsilon\},$$

where ε is the length of the link. Since deformation is not possible in this setup, $h \equiv 0$. The main body of this paper is based on this lipid structure.

- (2) *Two beads with a linear spring link*: $n = 2$, $V = \Omega^2$, and

$$h(X^1, X^2) = \frac{k}{2}[|X^1 - X^2| - \varepsilon]^2$$

where $\varepsilon \geq 0$ is the neutral length of the spring.

- (3) *A linear chain of beads connected by springs*: Here $V = \Omega^n$, and

$$h(X^1, \dots, X^n) = \sum_{i=1}^{n-1} \frac{k_i}{2}[|X^i - X^{i+1}| - \varepsilon_i]^2.$$

Obviously many other variations are possible.

For the non-ideal free energy F^{nid} we make an important simplifying assumption: F^{nid} can be written as a function of only the observables,

$$F^{\text{nid}}(\psi) = F^{\text{nid}}(r_w(\psi), r_h(\psi), r_t(\psi)).$$

Typical terms in the non-ideal energy F^{nid} are a convolution integral, in which proximity of hydrophilic (heads and water) beads and hydrophobic tail beads is penalized:

$$\int_{\Omega} \int_{\Omega} (r_w(\psi)(x) + r_h(\psi)(x)) r_t(\psi)(y) \kappa(x - y) dx dy,$$

and a compressibility term that penalizes deviation from unit total volume:

$$\frac{1}{2} \int_{\Omega} (r_w(\psi)(x) + r_t(\psi)(x) + r_h(\psi)(x) - 1)^2 dx.$$

We now turn to the continuum scale. Our unknowns at this scale are the volume fractions of water, of heads, and of tails; we denote these by ρ_w , ρ_h , and ρ_t . Note the difference with the previously introduced r_w , r_h , and r_t : the former are the unknowns in the continuum problem, the latter are operators that map probability measures in \mathcal{E} to volume fractions on Ω . However, if ψ is the microscopic probabilistic state belonging to the continuum state (ρ_w, ρ_h, ρ_t) , then the two coincide:

$$\rho_{w,h,t}(x) = r_{w,h,t}(\psi)(x) \quad \text{for all } x \in \Omega.$$

For the unknowns (ρ_w, ρ_h, ρ_t) we postulate the evolution equations

$$\frac{\partial \rho_{\alpha}}{\partial t} = \text{div} \left[\rho_{\alpha} \nabla \left(U_{\alpha} + \frac{\partial}{\partial \rho_{\alpha}} F^{\text{nid}} \right) \right], \quad \alpha = w, h, t. \tag{A 1}$$

Here we identify the Fréchet derivative $\partial/\partial\rho_\alpha F^{\text{id}}$ with its L^2 -gradient, i.e. $\partial/\partial\rho_h F^{\text{id}}$ should be interpreted as the function $v \in L^2(\Omega)$ satisfying

$$\int_{\Omega} v \phi = \frac{\partial}{\partial\rho_h} F^{\text{id}}(\rho_h, \rho_t, \rho_w) \cdot \phi \quad \text{for all } \phi \in L^2(\Omega).$$

The chemical potential U_α is determined by solving the minimization problem

$$\min\{F^{\text{id}}(\psi) : \psi \in \mathcal{E}, r_{w,h,t}(\psi) = \rho_{w,h,t}\}. \tag{A 2}$$

The Euler-Lagrange equation for the minimizer ψ reads

$$(F^{\text{id}})'(\psi) \cdot \tilde{\psi} - \lambda \int_{\mathcal{X}} \tilde{\psi}(X) dX - \sum_{\alpha=w,h,t} \int_{\Omega} U_\alpha(x) r_\alpha(\tilde{\psi})(x) dx = 0, \tag{A 3}$$

for any $\tilde{\psi} : \mathcal{X} \rightarrow \mathbb{R}$. The chemical potentials $U_\alpha : \Omega \rightarrow \mathbb{R}$ arise as Lagrange multipliers associated with the constraints on r_α . Since F^{id} is smooth and strictly convex, the mapping

$$(\rho_w, \rho_h, \rho_t) \mapsto (U_w, U_h, U_t)$$

is well-defined and smooth.

The interpretation of this setup is as follows. There is a separation of time scales: changes in the microstate that conserve the observables $r_{w,h,t}$ happen on a shorter time scale than changes in the observables themselves. At the observable time scale we therefore assume that the system is in equilibrium with respect to the fast degrees of freedom. This is achieved by minimizing the free energy under constraint, as in (A 2).

Remark 9 The evolution equations (A 1) can be viewed as the gradient flow of the free energy F with respect to a metric of the Wasserstein type in the three unknowns ρ_w, ρ_h, ρ_t :

$$g_{\rho_\alpha} \left(\frac{\partial\rho_\alpha}{\partial t}, s \right) = - \frac{\partial F}{\partial\rho_\alpha} \cdot s \quad \forall s, \forall\alpha = w, h, t$$

where $g_{\rho_\alpha}(\cdot, \cdot)$ is the Wasserstein metric tensor (e.g. Otto 2001).

At this stage the model derivation proper is complete; the resulting system is expected to be well-posed in a reasonable sense (we will return to this question in a future publication). However, we can simplify the description considerably without losing generality.

Written in full the Euler-Lagrange equation (A 3) reads

$$kT \int_{\mathcal{X}} (\log \psi + 1) \tilde{\psi} + \int_{\mathcal{X}} \tilde{\psi} H^{\text{id}} - \lambda \int_{\mathcal{X}} \tilde{\psi} - v_w \sum_{j=1}^{N_w} \int_{\mathcal{X}} U_w(X_w^j) \tilde{\psi}(X) dX - v_h \sum_{j=1}^{N_h} \sum_{i \in I_h} \int_{\mathcal{X}} U_h(X_\ell^{i,j}) \tilde{\psi}(X) dX - v_t \sum_{j=1}^{N_t} \sum_{i \in I_t} \int_{\mathcal{X}} U_t(X_\ell^{i,j}) \tilde{\psi}(X) dX = 0,$$

for all $\psi \in L^1(\mathcal{X})$, implying that

$$\psi(X) = C \exp \left\{ \frac{1}{kT} \left[-H^{\text{id}}(X) + v_w \sum_{j=1}^{N_w} U_w(X_w^j) + v_h \sum_{j=1}^{N_\ell} \sum_{i \in I_h} U_h(X_\ell^{i,j}) + v_t \sum_{j=1}^{N_\ell} \sum_{i \in I_t} U_t(X_\ell^{i,j}) \right] \right\},$$

where C is a normalization constant. We can therefore decompose ψ as

$$\psi(X) = \prod_{j=1}^{N_w} \psi_w(X_w^j) \prod_{j=1}^{N_\ell} \psi_\ell(X_\ell^{1,j}, \dots, X_\ell^{n,j}).$$

The microscopic state function ψ has been replaced by two single-molecule state functions ψ_w and ψ_ℓ , which satisfy

$$\psi_w(x) = C_w \exp\{v_w U_w(x)/kT\} \tag{A 4}$$

$$\psi_\ell(X^1, \dots, X^n) = C_\ell \exp \left\{ \frac{1}{kT} \left[-h(X^1, \dots, X^n) + v_h \sum_{i \in I_h} U_h(X^i) + v_t \sum_{i \in I_t} U_t(X^i) \right] \right\}. \tag{A 5}$$

It follows that

$$\begin{aligned} r_w(\psi)(x) &= v_w N_w \psi_w(x) \\ r_{h,t}(\psi)(x) &= v_{h,t} N_\ell \sum_{i \in I_{h,t}} \int_V \psi_\ell(X^1, \dots, X^n) \delta(x - X^i) \end{aligned}$$

Using this description we can rework the equations (A 1–A 2–A 3) into a more convenient form, by eliminating the microscopic state ψ . The equations (A 1) remain the same:

$$\frac{\partial \rho_\alpha}{\partial t} = \text{div} \left[\rho_\alpha \nabla \left(U_\alpha + \frac{\partial}{\partial \rho_\alpha} F^{\text{nid}} \right) \right], \quad \alpha = w, h, t, \tag{A 6}$$

but we now specify the relationship between ρ_α and U_α directly. For water,

$$\frac{1}{v_w N_w} \rho_w = C_w \exp\{v_w U_w(x)/kT\}, \quad \text{with} \quad C_w^{-1} = \int_\Omega \exp\{v_w U_w(x)/kT\}. \tag{A 7}$$

For heads and tails, the equations are

$$\begin{aligned} \frac{1}{v_{h,t} N_\ell} \rho_{h,t} &= C_\ell \int_V \left[\sum_{i \in I_{h,t}} \delta(x - X^i) \right] \\ &\times \exp \left\{ \frac{1}{kT} \left[-h(X^1, \dots, X^n) + v_h \sum_{i \in I_h} U_h(X^i) + v_t \sum_{i \in I_t} U_t(X^i) \right] \right\} \end{aligned} \tag{A 8}$$

where again

$$C_\ell^{-1} = \int_V \exp \left\{ \frac{1}{kT} \left[-h(X^1, \dots, X^n) + v_h \sum_{i \in I_h} U_h(X^i) + v_t \sum_{i \in I_t} U_t(X^i) \right] \right\}. \quad (\text{A } 9)$$

When supplemented with a definition of F^{nid} , the equations (A 6–A 9) constitute a closed system.

The equation for water can be simplified even further. From (A 7) it follows that

$$\nabla \rho_w(t, x) = \frac{v_w}{kT} \rho_w(t, x) \nabla U_w(t, x), \quad (\text{A } 10)$$

so that equation (A 6) for ρ_w can be written as

$$\frac{\partial}{\partial t} \rho_w = \frac{kT}{v_w} \Delta \rho_w + \text{div} \left[\rho_w \nabla \left(\frac{\partial}{\partial \rho_w} F^{\text{nid}} \right) \right].$$

Note that, as demonstrated by this equation, the effect of the entropy in the ideal free energy is to include a diffusive term in the equations.

Appendix B Cones and duality

In this appendix we briefly recall some facts on duality cones.

Let X be a Banach space, and let $\mathcal{P} \subset X$ be a closed convex cone. The dual cone $\mathcal{P}^\perp \subset X'$ is defined as

$$\mathcal{P}^\perp = \{f \in X' : \langle f, u \rangle \geq 0 \quad \forall u \in \mathcal{P}\},$$

and is again closed and convex.

We now introduce a second Banach space Y , and a bounded linear operator $A : Y \rightarrow X$. Let K be the following cone in Y :

$$K = \{u \in Y : Au \in \mathcal{P}\},$$

and its dual is by definition

$$K^\perp = \{f \in Y' : \langle f, u \rangle \geq 0 \quad \forall u \in K\}.$$

Our main result is a characterization of the dual cone K^\perp :

Lemma 10 $K^\perp = \{A^T g \in Y' : g \in \mathcal{P}^\perp\}$.

Note that Lemma 10 does not require X or Y to be reflexive; therefore some arguments need careful attention. We use the following result:

Lemma 11 *If C is a closed convex cone in a Banach space X , then $C^{\perp\perp} \cap X = C$.*

Proof of Lemma 11 First the inclusion $C \subset C^{\perp\perp} \cap X$: if $u \in C$, then

$$\forall f \in C^\perp, \quad \langle f, u \rangle \geq 0.$$

Therefore, $u \in C^{\perp\perp}$.

$C^{\perp\perp} \cap X \subset C$: suppose that $u \in C^{\perp\perp} \cap X$, $u \notin C$. By the Hahn–Banach theorem (e.g. Brezis 1983) there exists $f \in C^\perp$ such that $\langle f, u \rangle < 0$. But this contradicts the assumption that $u \in C^{\perp\perp}$. \square

Proof of Lemma 10

Set $M = \{A^T g \in Y' : g \in \mathcal{P}^\perp\}$.

$M \subset K^\perp$: let $A^T g \in M$, implying that $g \in \mathcal{P}^\perp$. Then

$$\forall u \in K, \quad \langle A^T g, u \rangle = \langle g, Au \rangle \geq 0.$$

Therefore $A^T g \in K^\perp$.

$K^\perp \subset M$: we first show that $M^\perp \subset K$. If $u \in M^\perp$, then by definition

$$\langle f, u \rangle \geq 0 \quad \text{for all } f \in M,$$

so that

$$\begin{aligned} & \langle A^T g, u \rangle \geq 0 \quad \text{for all } g \in \mathcal{P}^\perp \\ \implies & \langle g, Au \rangle \geq 0 \quad \text{for all } g \in \mathcal{P}^\perp \\ \implies & Au \in \mathcal{P}^{\perp\perp} \cap X = \mathcal{P}, \end{aligned}$$

implying that $u \in K$, and therefore that $M^\perp \subset K$. By Lemma 11 it now follows that $K^\perp \subset M^{\perp\perp} \cap Y' = M$. \square

Acknowledgement

The authors are grateful to Georg Prokert for his insightful comments on an early version of the manuscript. This research was supported by the RTN network ‘Nonlinear Partial Differential Equations describing Front Propagation and other Singular Phenomena’, HPRN-CT-2002-00274.

References

- [1] BREZIS, H. (1983) *Analyse fonctionnelle*. Masson, Paris.
- [2] FRAAIJE, J. G. E. M. (1993) Dynamic density functional theory for microphase separation kinetics of block copolymer melts. *J. Chem. Phys.* **99**, 9202–9212.
- [3] FRAAIJE, J. G. E. M., VAN VLIMMEREN, B. A. C., MAURITS, N. M., POSTMA, M., EVERS, O. A., HOFFMANN, C., ALTEVOGT, A. & GOLDBECK-WOOD, G. (1997) The dynamic mean-field density functional method and its application to the mesoscopic dynamics of quenched block copolymer melts. *J. Chem. Phys.* **106**, 4260–4269.
- [4] GELBART, W. M., BEN-SHAUL, A. & ROUX, D. (EDITORS) (1995) *Micelles, Membranes, Microemulsions and Monolayers*. Springer-Verlag.
- [5] LIPOWSKY, R. & SACKMANN, E. (EDITORS) (1995) *Structure and Dynamics of Membranes – From Cells to Vesicles (Handbook of Biological Physics, vol. 1)*. Elsevier.
- [6] MARRINK, S. J., LINDAHL, E., EDHOLM, O. & MARK, A. (2001) Simulation of the spontaneous aggregation of phospholipids into bilayers. *J. Am. Chem. Soc.* **123**, 8638–8639.
- [7] OTTO, F. (2001) The geometry of dissipative evolution equations: the porous medium equation. *Comm. PDE* **26**, 101–174.